

Columbia Generating Station

2Q/2000 Performance Indicators

Licensee's General Comments: none

Unplanned Scrams per 7000 Critical Hrs



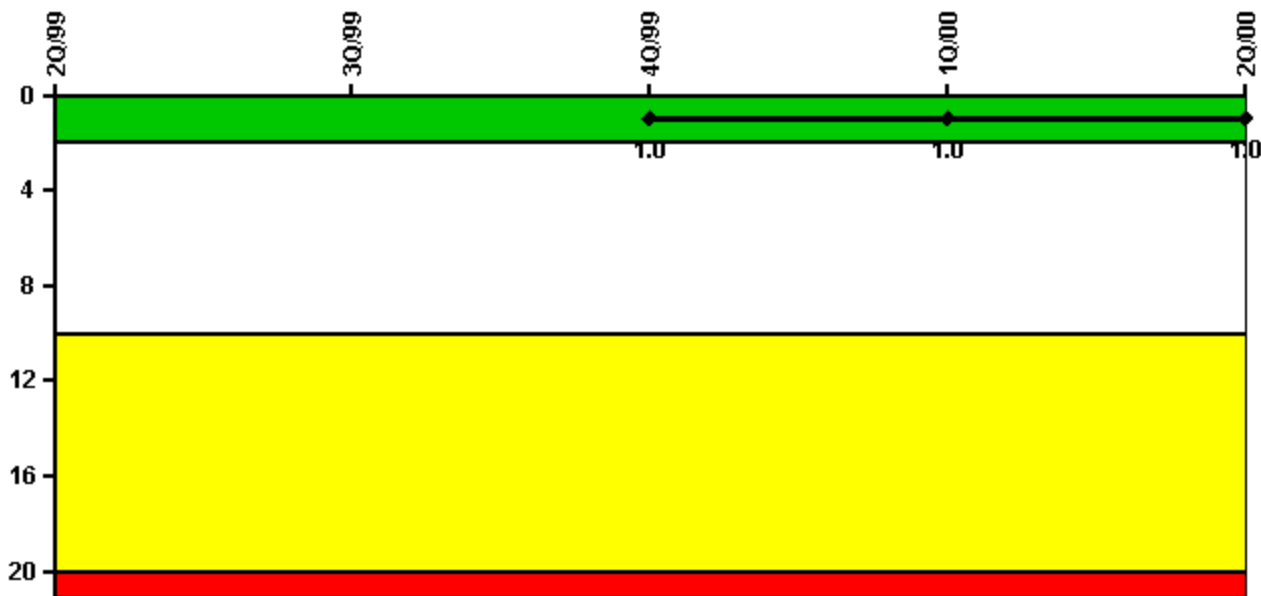
Thresholds: White > 3.0 Yellow > 6.0 Red > 25.0

Notes

Unplanned Scrams per 7000 Critical Hrs	2Q/99	3Q/99	4Q/99	1Q/00	2Q/00
Unplanned scrams	0	0	0	0	1.0
Critical hours	388.5	1899.3	1686.3	2184.0	2071.4
Indicator value	0	0	0	0	0.9

Licensee Comments: none

Scrams with Loss of Normal Heat Removal



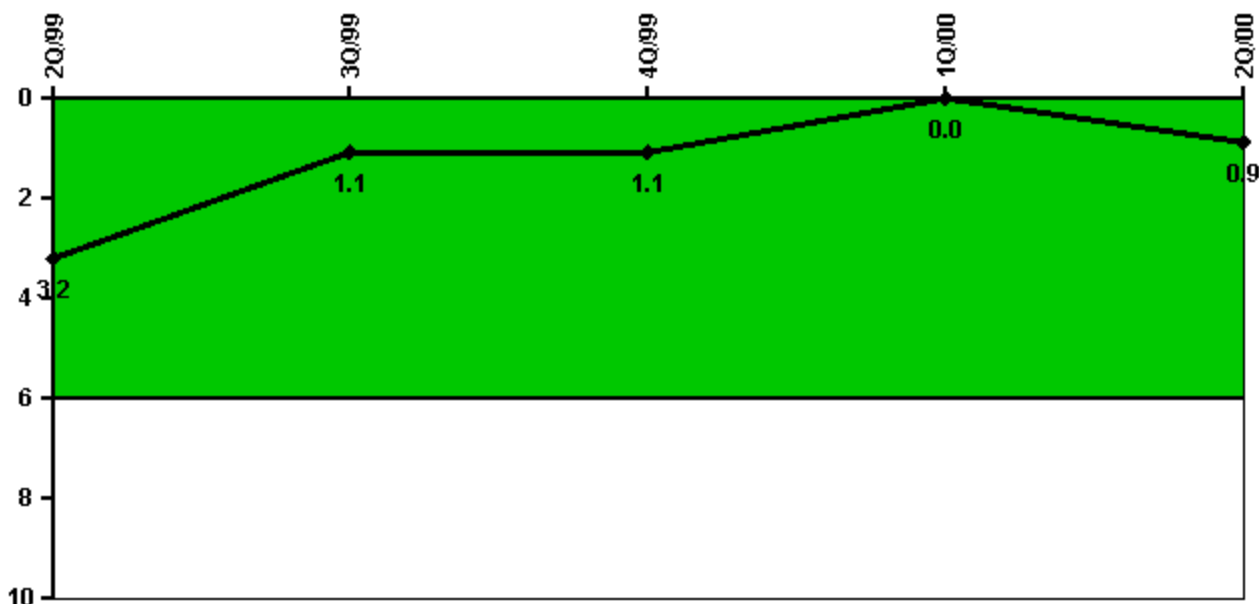
Thresholds: White > 2.0 Yellow > 10.0 Red > 20.0

Notes

Scrams with Loss of Normal Heat Removal	2Q/99	3Q/99	4Q/99	1Q/00	2Q/00
Scrams	0	0	0	0	0
Indicator value			1.0	1.0	1.0

Licensee Comments: none

Unplanned Power Changes per 7000 Critical Hrs



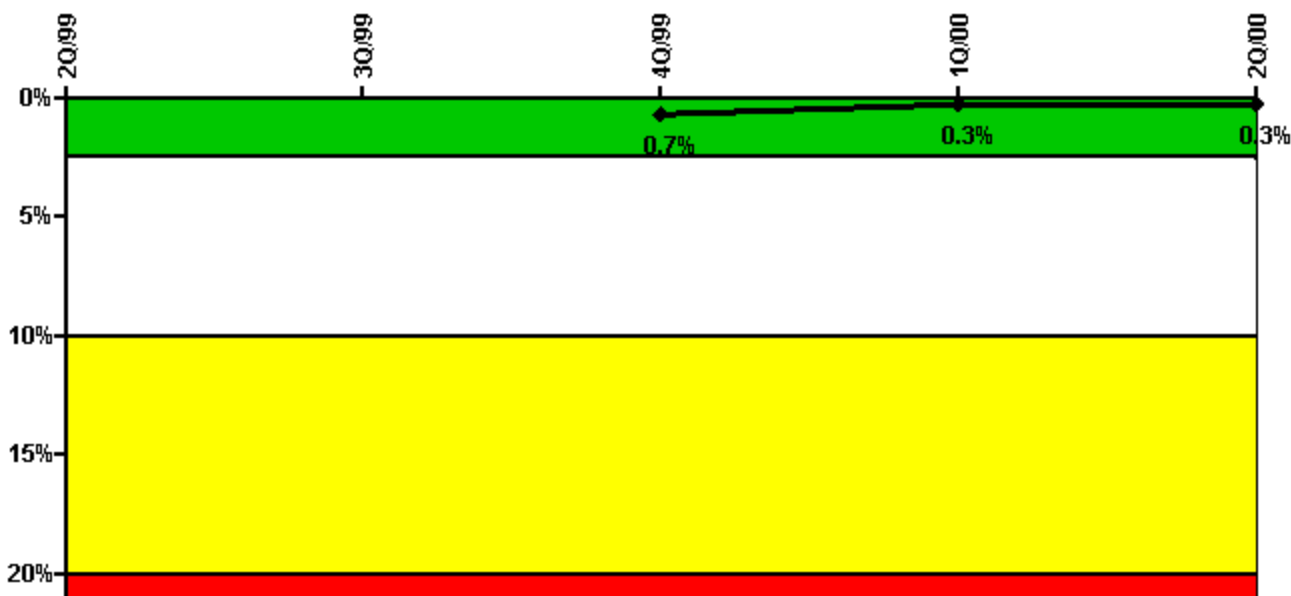
Thresholds: White > 6.0

Notes

Unplanned Power Changes per 7000 Critical Hrs	2Q/99	3Q/99	4Q/99	1Q/00	2Q/00
Unplanned power changes	0	0	0	0	1.0
Critical hours	388.5	1899.3	1686.3	2184.0	2071.4
Indicator value	3.2	1.1	1.1	0	0.9

Licensee Comments: none

Safety System Unavailability, Emergency AC Power, >2EDG



Thresholds: White > 2.5% Yellow > 10.0% Red > 20.0%

Notes

Safety System Unavailability, Emergency AC Power, >2EDG	2Q/99	3Q/99	4Q/99	1Q/00	2Q/00
Train 1					
Planned unavailable hours	1.20	1.50	3.40	2.25	0.99
Unplanned unavailable hours	0	0	0	0	0
Fault exposure hours	0	0	0	0	0
Effective Reset hours	0	0	0	0	0
Required hours	2183.00	2208.00	2209.00	2184.00	2183.00
Train 2					
Planned unavailable hours	0.50	10.50	3.90	4.35	24.80
Unplanned unavailable hours	0	14.60	0	1.87	0
Fault exposure hours	0	0	0	0	0
Effective Reset hours	0	0	0	345.40	0
Required hours	2183.00	2208.00	2209.00	2184.00	2183.00
Train 3					
Planned unavailable hours	0.30	1.00	2.10	4.76	2.80
Unplanned unavailable hours	0	0	0	0	0
Fault exposure hours	0	0	0	0	0
Effective Reset hours	0	0	0	0	0
Required hours	2183.00	2208.00	2209.00	2184.00	2183.00
Indicator value			0.7%	0.3%	0.3%

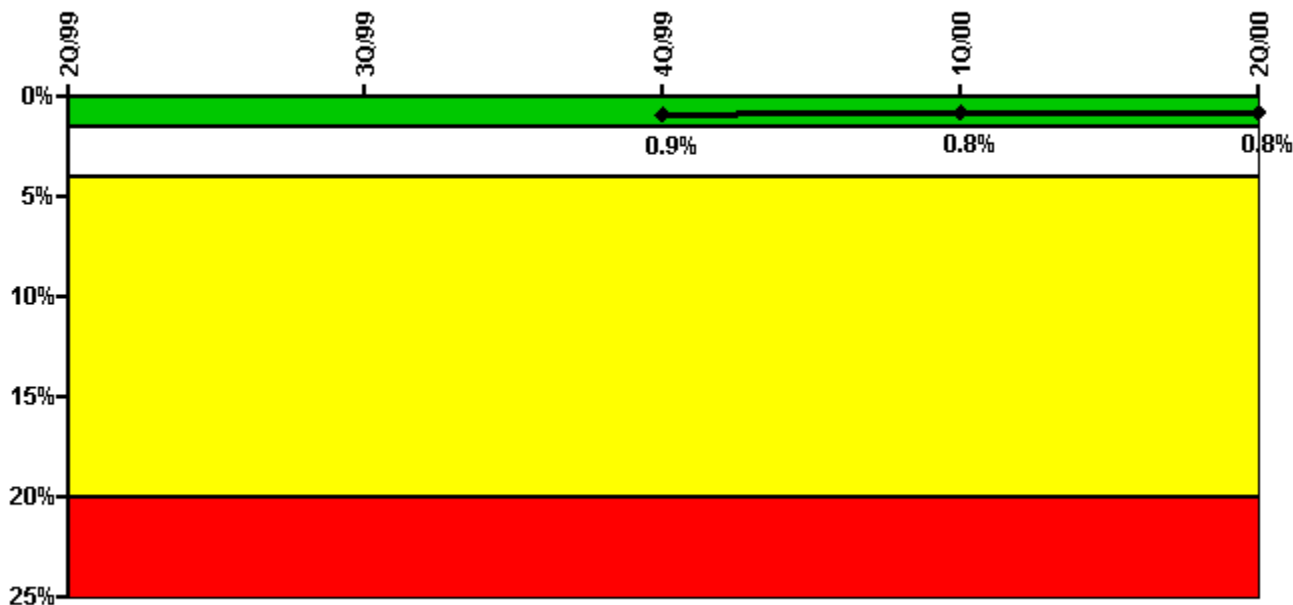
Licensee Comments:

3Q/98:

Effective Reset Comments:

1Q/00: Previously reset hours were reset under the new process.

Safety System Unavailability, High Pressure Injection System (HPCS)



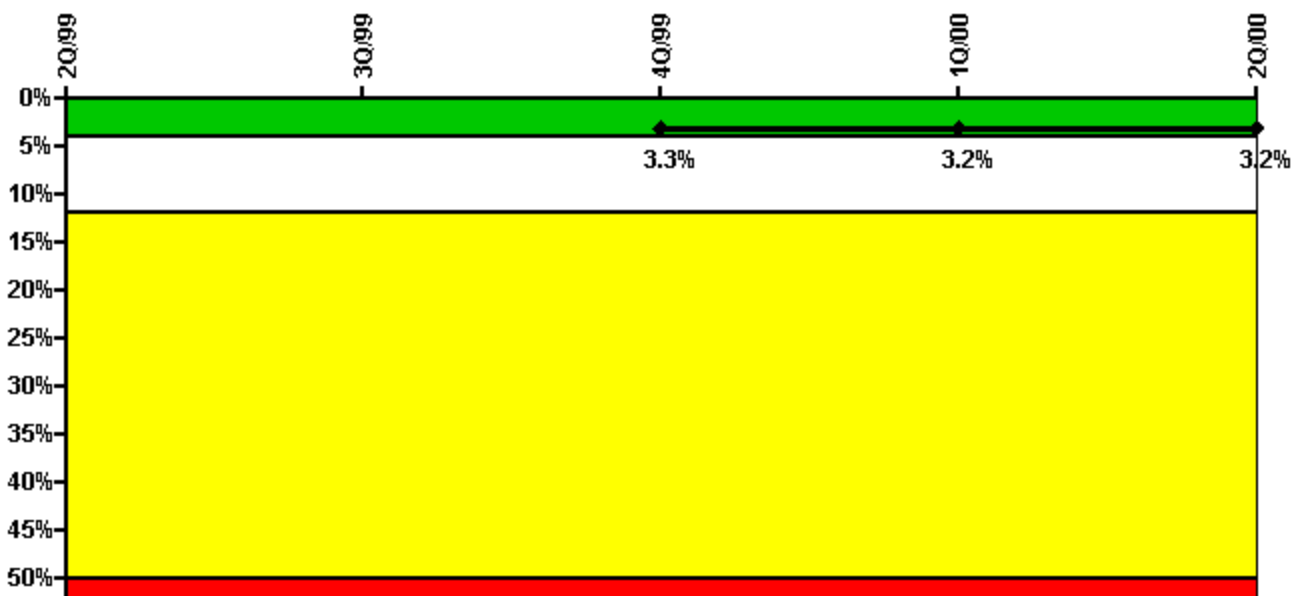
Thresholds: White > 1.5% Yellow > 4.0% Red > 20.0%

Notes

Safety System Unavailability, High Pressure Injection System (HPCS)	2Q/99	3Q/99	4Q/99	1Q/00	2Q/00
Train 1					
Planned unavailable hours	13.40	74.30	3.20	8.14	5.61
Unplanned unavailable hours	0	0	0	0	0
Fault exposure hours	0	0	0	0	0
Effective Reset hours	0	0	0	0	0
Required hours	412.20	1899.00	1692.00	2184.00	2089.40
Indicator value			0.9%	0.8%	0.8%

Licensee Comments: none

Safety System Unavailability, Heat Removal System (RCIC)



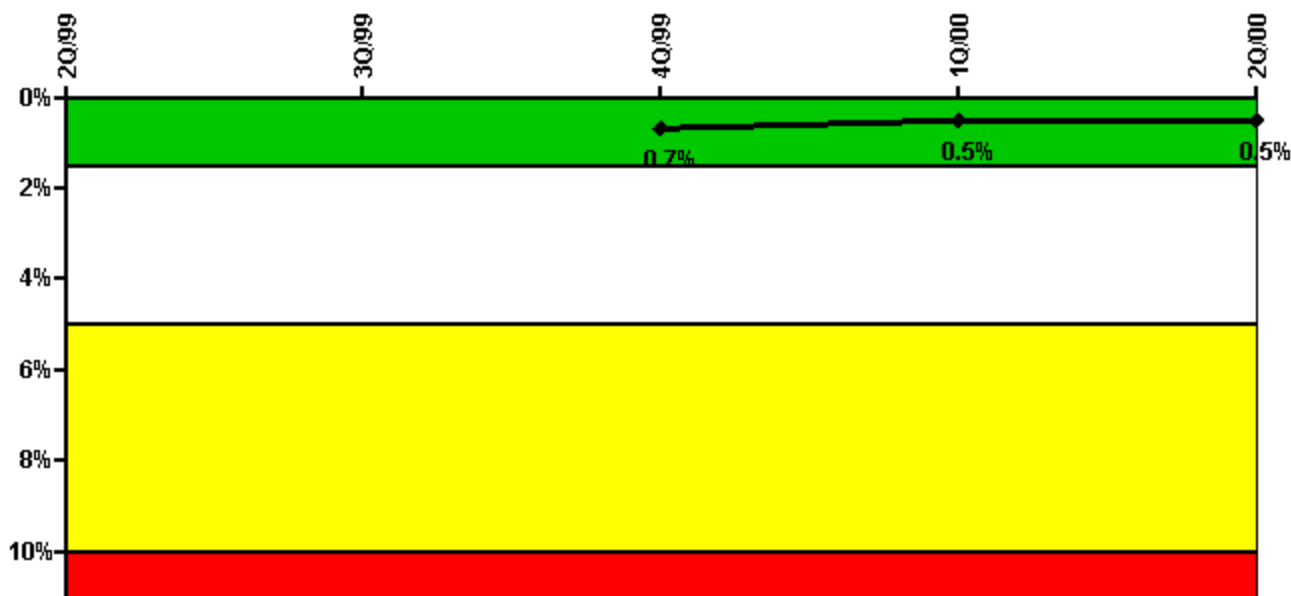
Thresholds: White > 4.0% Yellow > 12.0% Red > 50.0%

Notes

Safety System Unavailability, Heat Removal System (RCIC)	2Q/99	3Q/99	4Q/99	1Q/00	2Q/00
Train 1					
Planned unavailable hours	0	148.50	4.70	22.57	23.80
Unplanned unavailable hours	0	1.90	0	0	32.28
Fault exposure hours	0	0	0	0	0
Effective Reset hours	0	0	0	0	0
Required hours	401.80	1899.00	1676.30	2184.00	2080.50
Indicator value			3.3%	3.2%	3.2%

Licensee Comments: none

Safety System Unavailability, Residual Heat Removal System



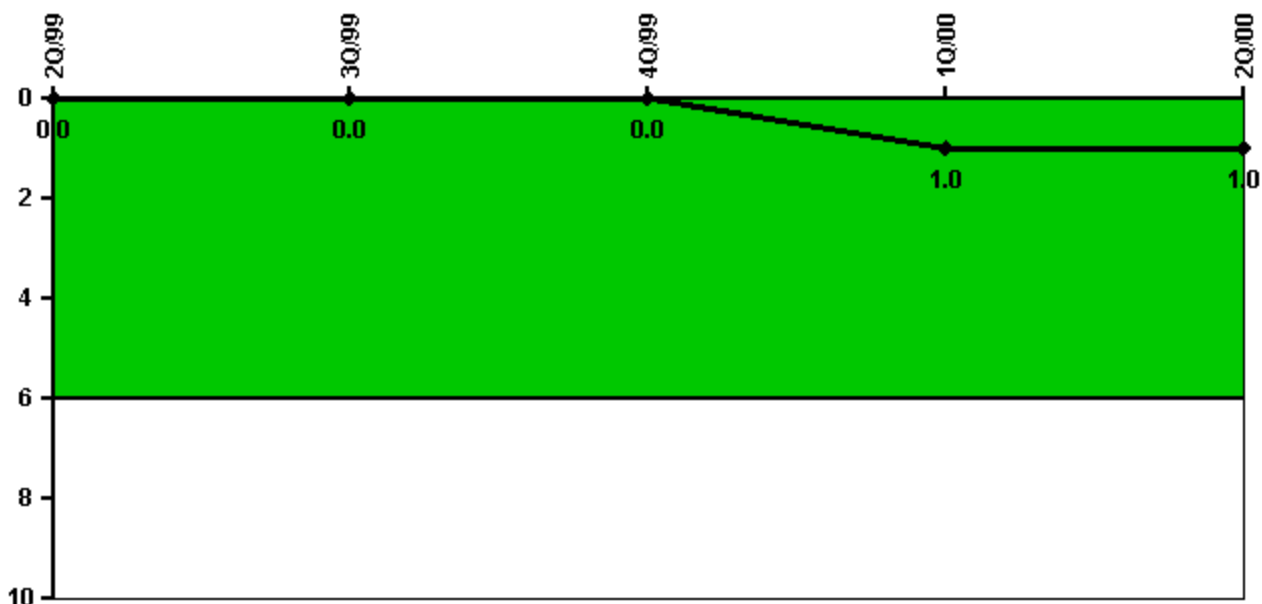
Thresholds: White > 1.5% Yellow > 5.0% Red > 10.0%

Notes

Safety System Unavailability, Residual Heat Removal System	2Q/99	3Q/99	4Q/99	1Q/00	2Q/00
Train 1					
Planned unavailable hours	5.60	12.30	10.00	0.37	0.33
Unplanned unavailable hours	0	0	0	0	0
Fault exposure hours	0	0	0	0	0
Effective Reset hours	0	0	0	0	0
Required hours	2183.00	2067.00	2050.00	2184.00	2183.00
Train 2					
Planned unavailable hours	1.00	8.80	20.30	0.25	0.28
Unplanned unavailable hours	0	0	0	1.87	0
Fault exposure hours	0	0	0	0	0
Effective Reset hours	0	0	0	0	0
Required hours	2183.00	2067.00	2050.00	2184.00	2183.00
Indicator value			0.7%	0.5%	0.5%

Licensee Comments: none

Safety System Functional Failures (BWR)



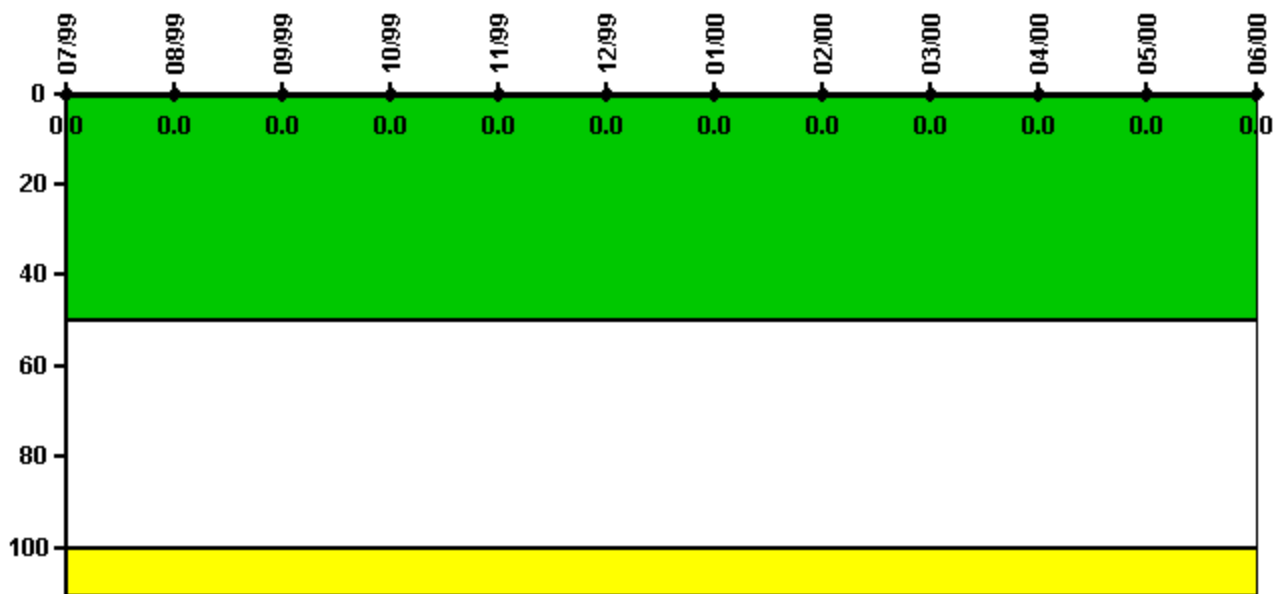
Thresholds: White > 6.0

Notes

Safety System Functional Failures (BWR)	2Q/99	3Q/99	4Q/99	1Q/00	2Q/00
Safety System Functional Failures	0	0	0	1	0
Indicator value	0	0	0	1	1

Licensee Comments: none

Reactor Coolant System Activity



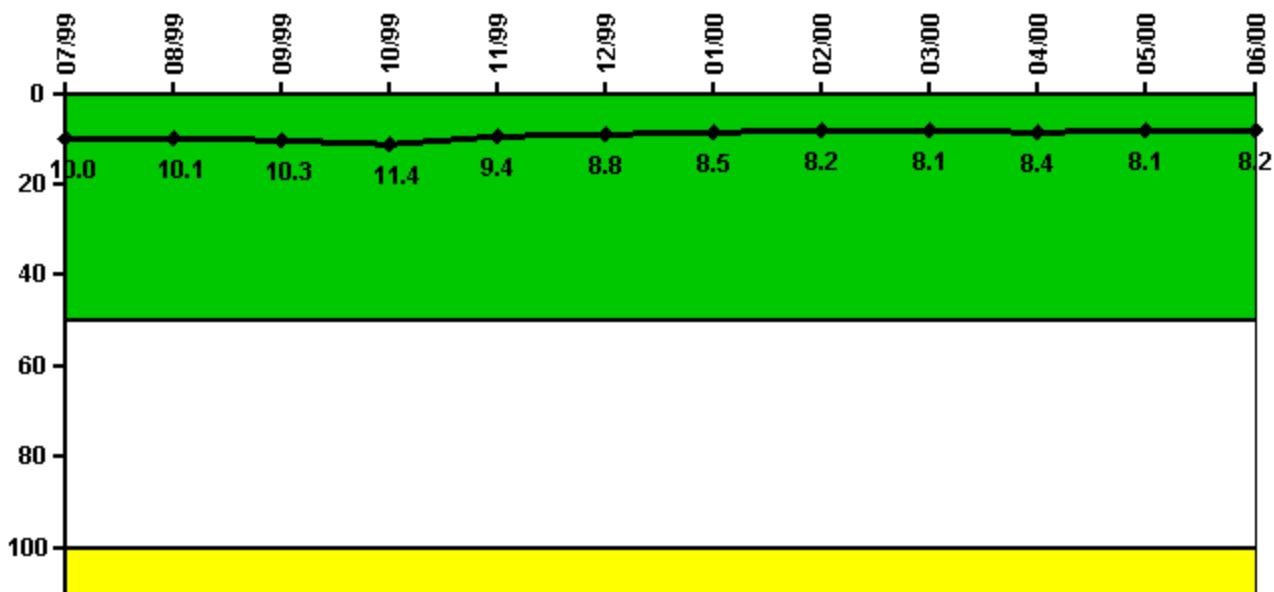
Thresholds: White > 50.0 Yellow > 100.0

Notes

Reactor Coolant System Activity	7/99	8/99	9/99	10/99	11/99	12/99	1/00	2/00	3/00	4/00	5/00	6/00
Maximum activity	0.000039	0.000089	0.000042	0.000023	0.000029	0.000031	0.000031	0.000024	0.000020	0.000017	0.000018	0.000023
Technical specification limit	0.2	0.2	0.2	0.2	0.2	0.2	0.2	0.2	0.2	0.2	0.2	0.2
Indicator value	0	0	0	0	0	0	0	0	0	0	0	0

Licensee Comments: none

Reactor Coolant System Leakage



Thresholds: White > 50.0 Yellow > 100.0

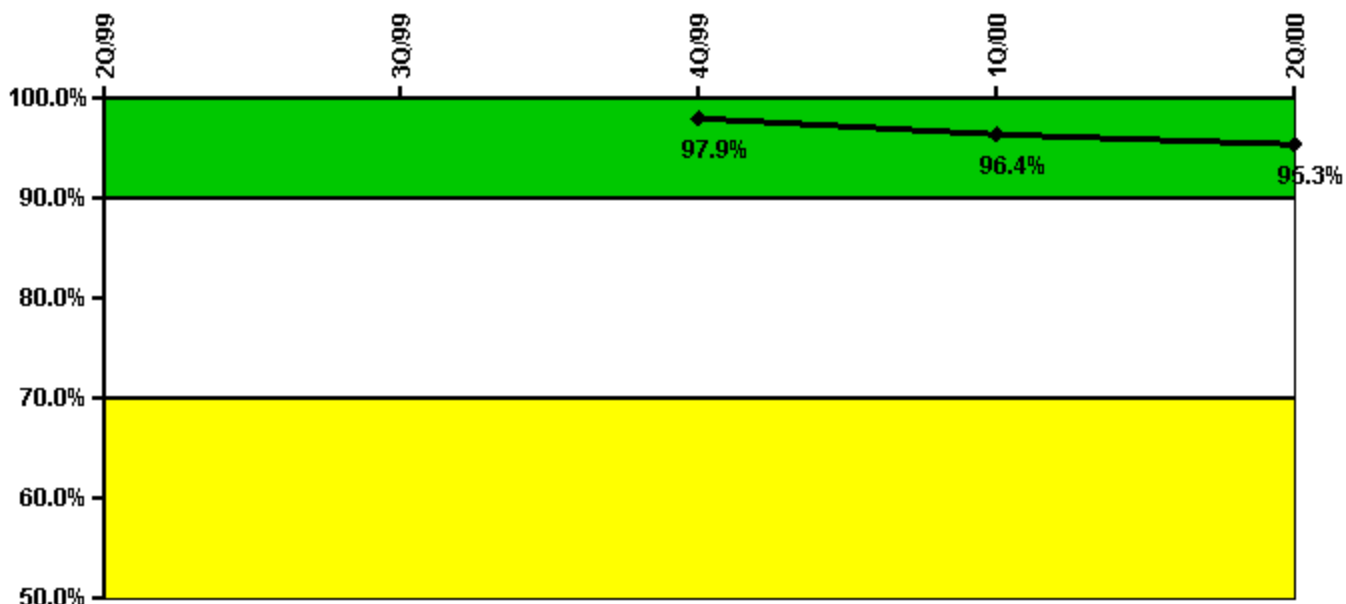
Notes

Reactor Coolant System Leakage	7/99	8/99	9/99	10/99	11/99	12/99	1/00	2/00	3/00	4/00	5/00	6/00
Maximum leakage	2.500	2.520	2.580	2.840	2.350	2.210	2.130	2.040	2.030	2.110	2.020	2.060
Technical specification limit	25.0	25.0	25.0	25.0	25.0	25.0	25.0	25.0	25.0	25.0	25.0	25.0
Indicator value	10.0	10.1	10.3	11.4	9.4	8.8	8.5	8.2	8.1	8.4	8.1	8.2

Licensee Comments:

6/00: This indicator data is RCS Total Leakage. The WNP-2 Technical Specification Limit is for Total Leakage.

Drill/Exercise Performance



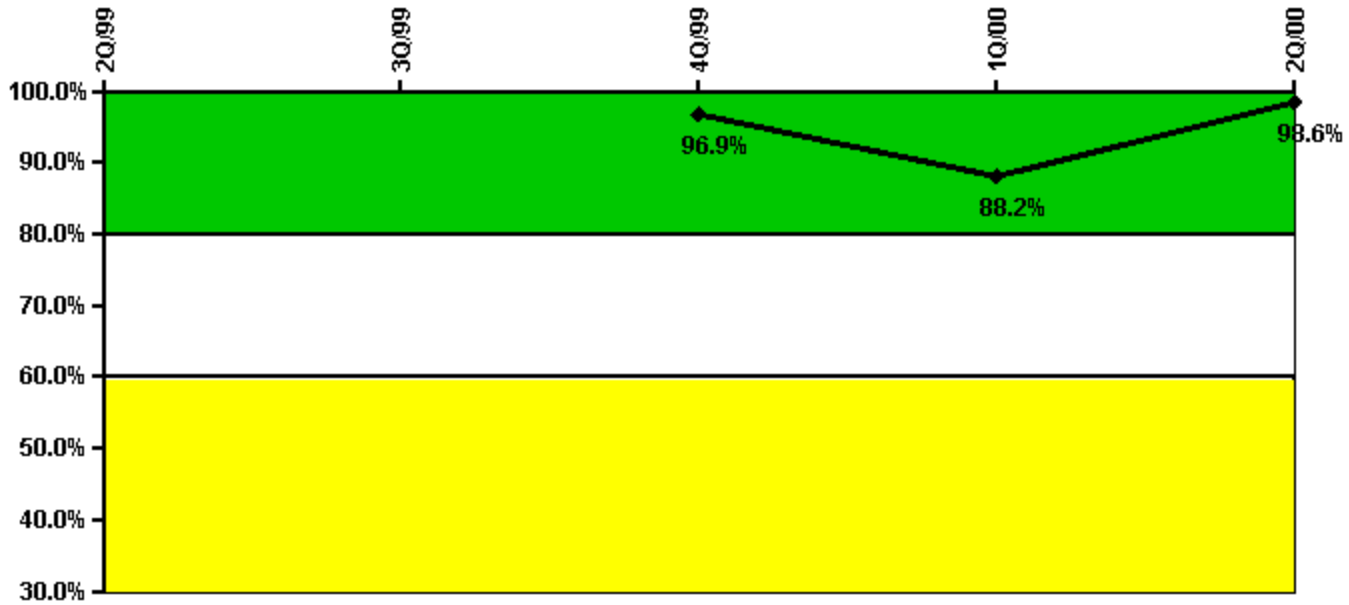
Thresholds: White < 90.0% Yellow < 70.0%

Notes

Drill/Exercise Performance	2Q/99	3Q/99	4Q/99	1Q/00	2Q/00
Successful opportunities	12.0	2.0	7.0	22.0	30.0
Total opportunities	12.0	2.0	7.0	23.0	32.0
Indicator value			97.9%	96.4%	95.3%

Licensee Comments: none

ERO Drill Participation



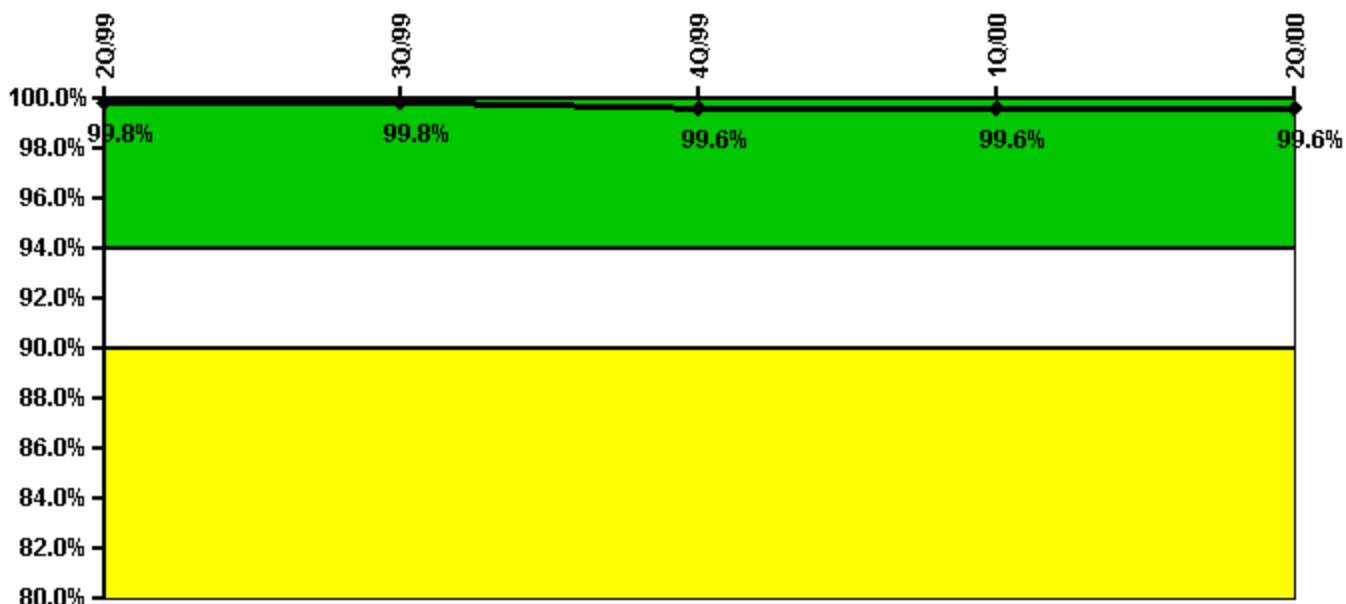
Thresholds: White < 80.0% Yellow < 60.0%

Notes

ERO Drill Participation	2Q/99	3Q/99	4Q/99	1Q/00	2Q/00
Participating Key personnel			62.0	60.0	70.0
Total Key personnel			64.0	68.0	71.0
Indicator value			96.9%	88.2%	98.6%

Licensee Comments: none

Alert & Notification System



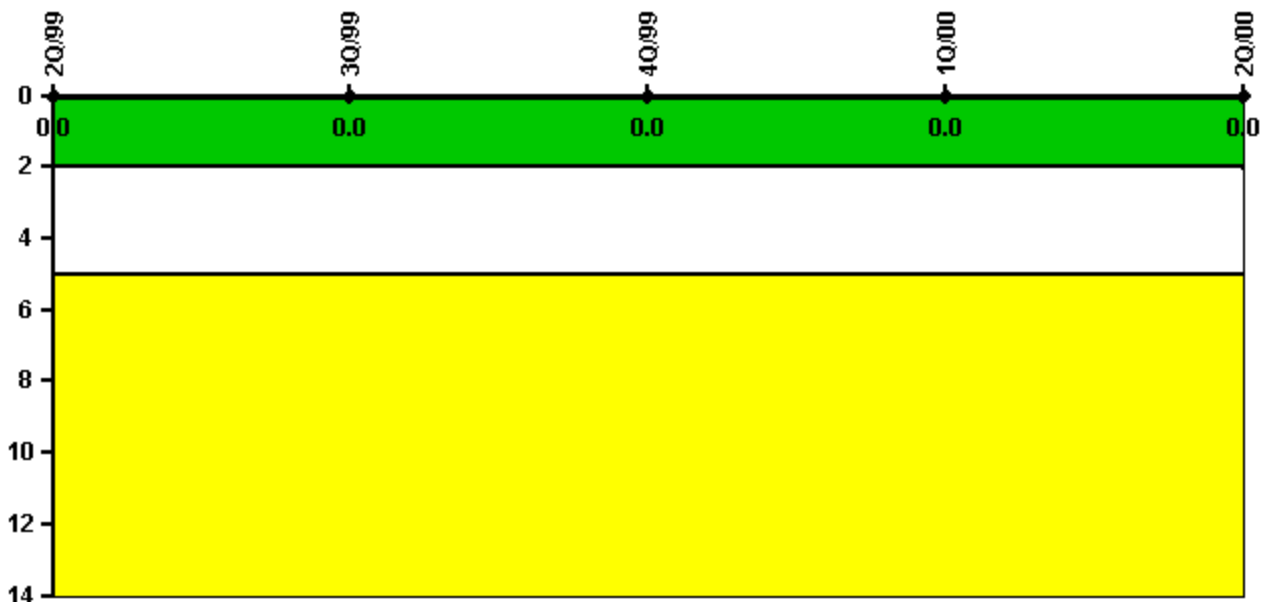
Thresholds: White < 94.0% Yellow < 90.0%

Notes

Alert & Notification System	2Q/99	3Q/99	4Q/99	1Q/00	2Q/00
Successful siren-tests	143	120	164	132	143
Total sirens-tests	143	121	165	132	143
Indicator value	99.8%	99.8%	99.6%	99.6%	99.6%

Licensee Comments: none

Occupational Exposure Control Effectiveness



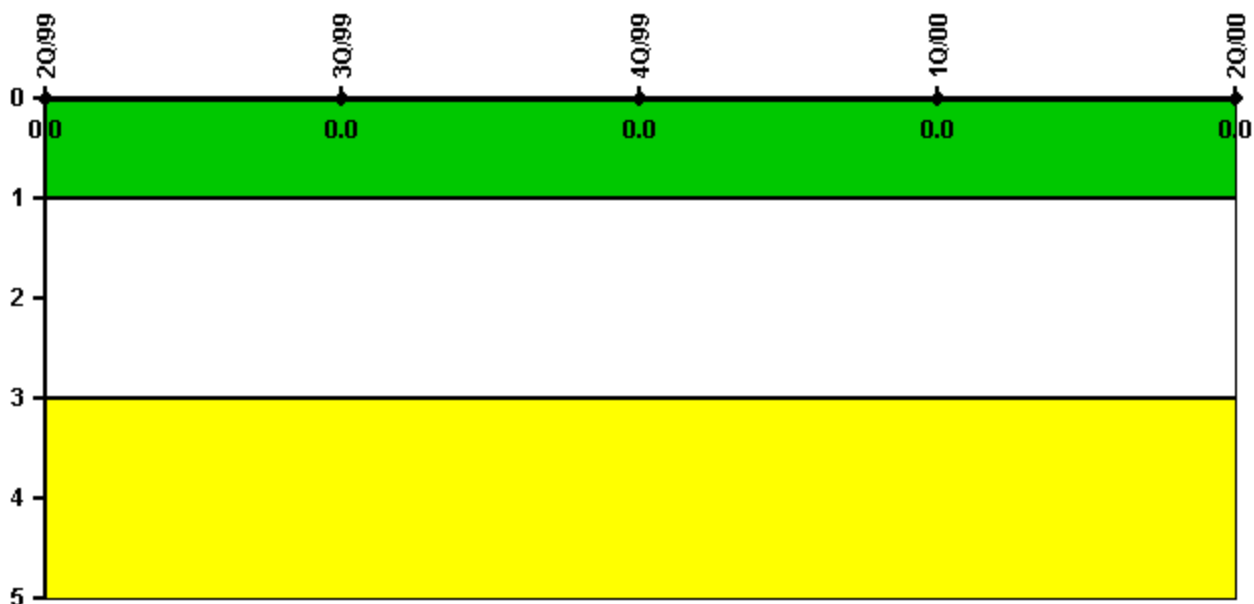
Thresholds: White > 2.0 Yellow > 5.0

Notes

Occupational Exposure Control Effectiveness	2Q/99	3Q/99	4Q/99	1Q/00	2Q/00
High radiation area occurrences	0	0	0	0	0
Very high radiation area occurrences	0	0	0	0	0
Unintended exposure occurrences	0	0	0	0	0
Indicator value	0	0	0	0	0

Licensee Comments: none

RETS/ODCM Radiological Effluent



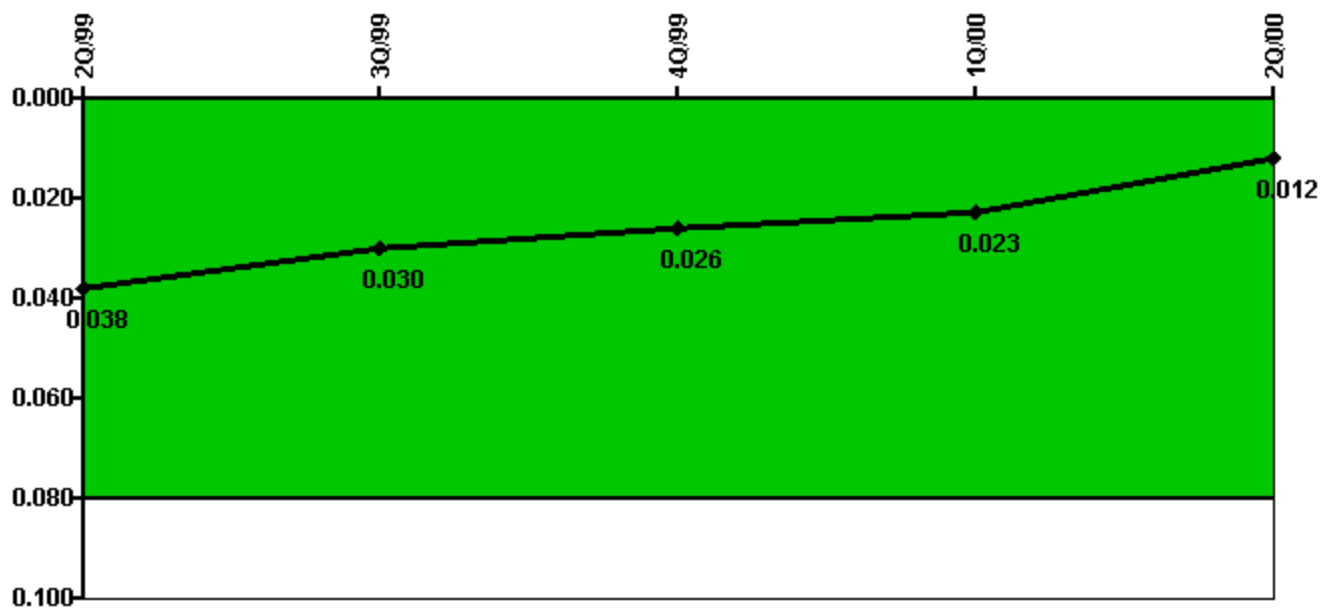
Thresholds: White > 1.0 Yellow > 3.0

Notes

RETS/ODCM Radiological Effluent	2Q/99	3Q/99	4Q/99	1Q/00	2Q/00
RETS/ODCM occurrences	0	0	0	0	0
Indicator value	0	0	0	0	0

Licensee Comments: none

Protected Area Security Performance Index




Thresholds: White > 0.080

Notes

Protected Area Security Performance Index	2Q/99	3Q/99	4Q/99	1Q/00	2Q/00
IDS compensatory hours	285.40	62.00	55.80	45.90	148.30
CCTV compensatory hours	133.8	36.7	2.6	12.6	7.4
IDS normalization factor	2.10	2.10	2.10	2.10	2.10
CCTV normalization factor	1.0	1.0	1.0	1.0	1.0
Index Value	0.038	0.030	0.026	0.023	0.012

Licensee Comments: none

Personnel Screening Program




Thresholds: White > 2.0 Yellow > 5.0

Notes

Personnel Screening Program	2Q/99	3Q/99	4Q/99	1Q/00	2Q/00
Program failures	0	0	0	0	0
Indicator value	0	0	0	0	0

Licensee Comments: none

FFD/Personnel Reliability



Thresholds: White > 2.0 Yellow > 5.0

Notes

FFD/Personnel Reliability	2Q/99	3Q/99	4Q/99	1Q/00	2Q/00
Program Failures	0	0	0	0	0
Indicator value	0	0	0	0	0

Licensee Comments: none

[PI Summary](#) | [Inspection Findings Summary](#) | [Reactor Oversight Process](#)

Last Modified: April 1, 2002