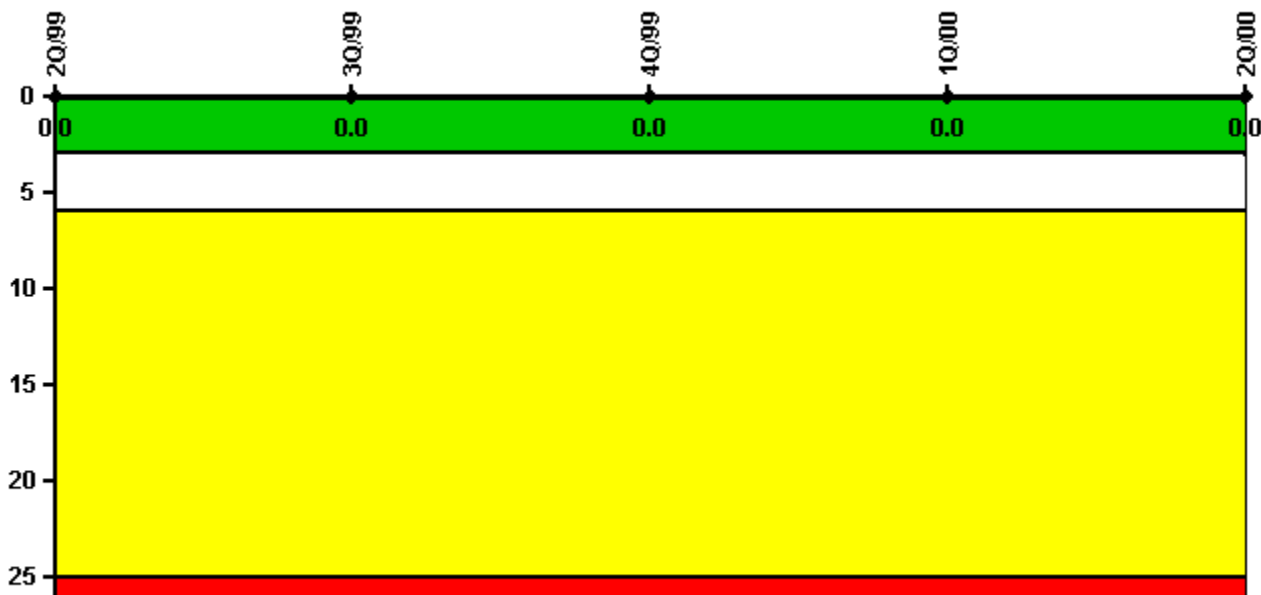


Dresden 2

2Q/2000 Performance Indicators

Licensee's General Comments: none

Unplanned Scrams per 7000 Critical Hrs



Thresholds: White > 3.0 Yellow > 6.0 Red > 25.0

Notes

Unplanned Scrams per 7000 Critical Hrs	2Q/99	3Q/99	4Q/99	1Q/00	2Q/00
Unplanned scrams	0	0	0	0	0
Critical hours	2183.0	2208.0	1617.7	2184.0	2183.0
Indicator value	0	0	0	0	0

Licensee Comments: none

Scrams with Loss of Normal Heat Removal



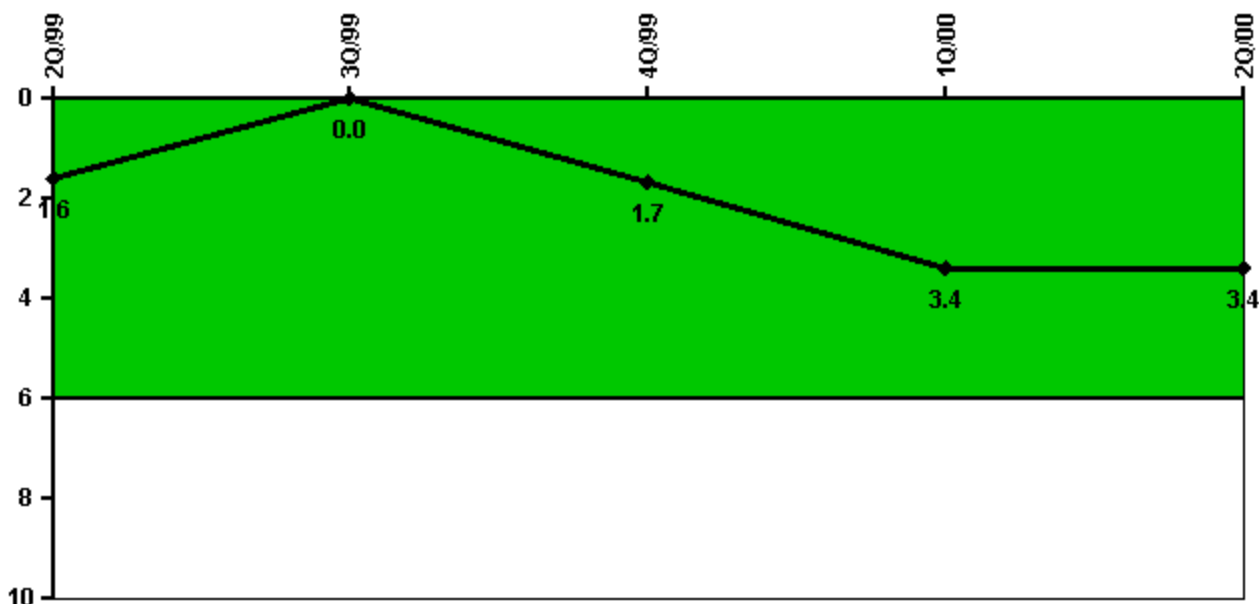
Thresholds: White > 2.0 Yellow > 10.0 Red > 20.0

Notes

Scrams with Loss of Normal Heat Removal	2Q/99	3Q/99	4Q/99	1Q/00	2Q/00
Scrams	0	0	0	0	0
Indicator value			0	0	0

Licensee Comments: none

Unplanned Power Changes per 7000 Critical Hrs



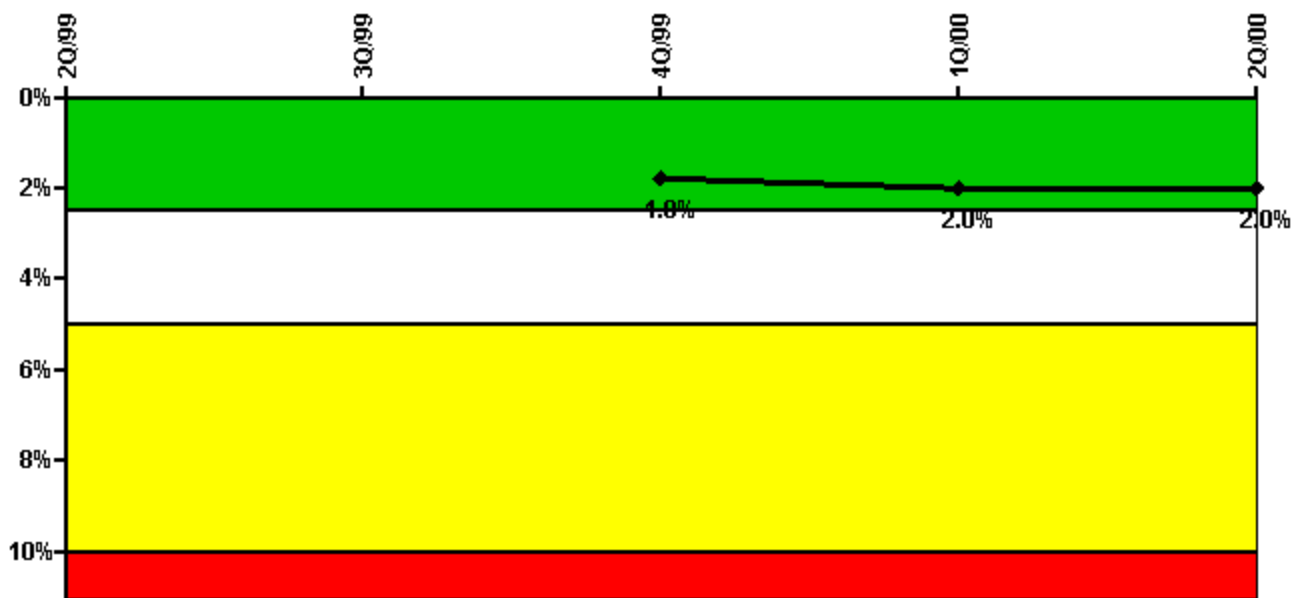
Thresholds: White > 6.0

Notes

Unplanned Power Changes per 7000 Critical Hrs	2Q/99	3Q/99	4Q/99	1Q/00	2Q/00
Unplanned power changes	0	0	2.0	2.0	0
Critical hours	2183.0	2208.0	1617.7	2184.0	2183.0
Indicator value	1.6	0	1.7	3.4	3.4

Licensee Comments: none

Safety System Unavailability, Emergency AC Power



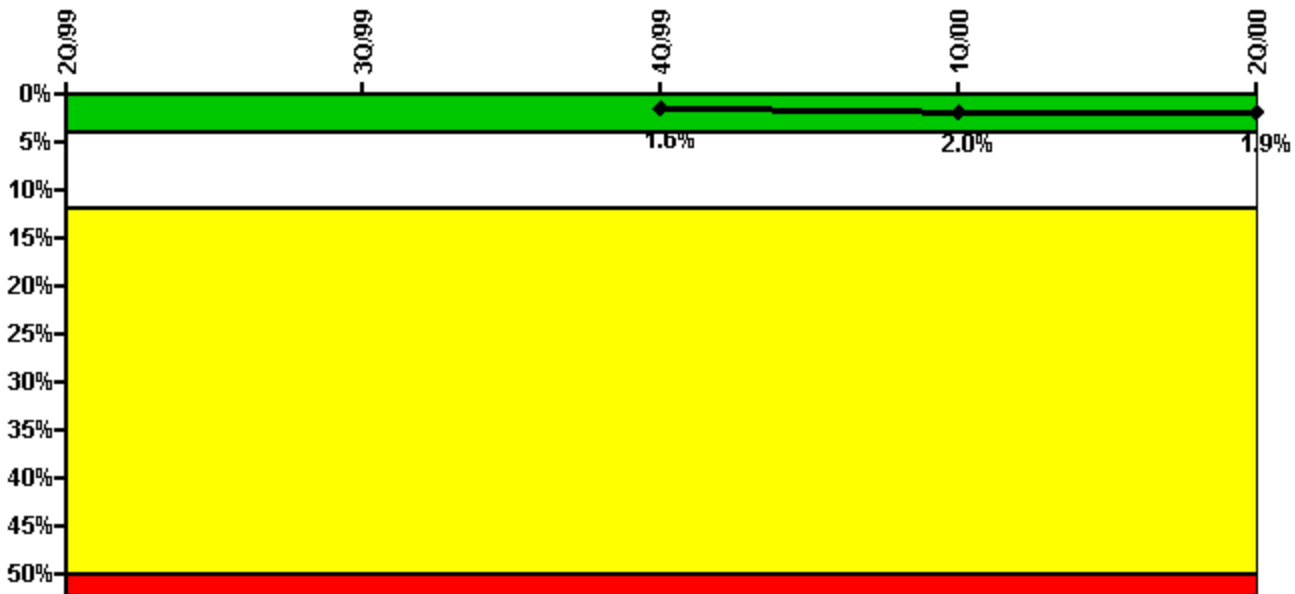
Thresholds: White > 2.5% Yellow > 5.0% Red > 10.0%

Notes

Safety System Unavailability, Emergency AC Power	2Q/99	3Q/99	4Q/99	1Q/00	2Q/00
Train 1					
Planned unavailable hours	86.20	32.75	6.25	9.31	9.34
Unplanned unavailable hours	0	0	0	0	43.00
Fault exposure hours	0	0	0	0	0
Effective Reset hours	0	0	0	0	0
Required hours	2183.00	2208.00	2209.00	2184.00	2183.00
Train 2					
Planned unavailable hours	65.05	31.00	6.25	78.41	7.53
Unplanned unavailable hours	0	0	0	0	12.75
Fault exposure hours	0	0	0	0	0
Effective Reset hours	0	0	0	0	0
Required hours	2183.00	2208.00	2209.00	2184.00	2183.00
Indicator value			1.8%	2.0%	2.0%

Licensee Comments: none

Safety System Unavailability, High Pressure Injection System (HPCI)



Thresholds: White > 4.0% Yellow > 12.0% Red > 50.0%

Notes

Safety System Unavailability, High Pressure Injection System (HPCI)	2Q/99	3Q/99	4Q/99	1Q/00	2Q/00
Train 1					
Planned unavailable hours	18.54	89.53	0.95	159.22	2.66
Unplanned unavailable hours	0	0	0	0	0
Fault exposure hours	0	0	0	0	0
Effective Reset hours	0	0	0	0	0
Required hours	2183.00	2208.00	1617.68	2184.00	2183.00
Indicator value			1.6%	2.0%	1.9%

Licensee Comments: none

Safety System Unavailability, Heat Removal System

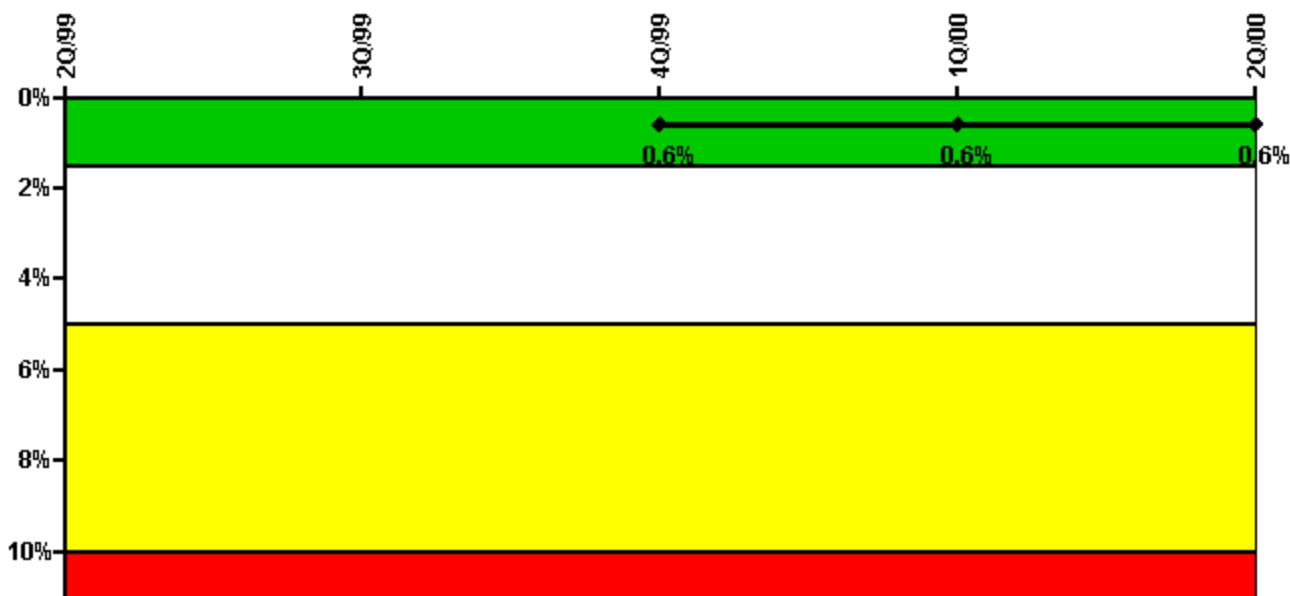
**Thresholds
under
development /
review**

Notes

Safety System Unavailability, Heat Removal System	2Q/99	3Q/99	4Q/99	1Q/00	2Q/00
Train 1					
Planned unavailable hours	10.37	17.60	7.03	56.33	
Unplanned unavailable hours	0	0	0	6.23	
Fault exposure hours	0	0	0	0	
Effective Reset hours	0	0	0	0	0
Required hours	2183.00	2208.00	1617.68	2184.00	
Indicator value			1.0%	1.0%	

Licensee Comments: none

Safety System Unavailability, Residual Heat Removal System



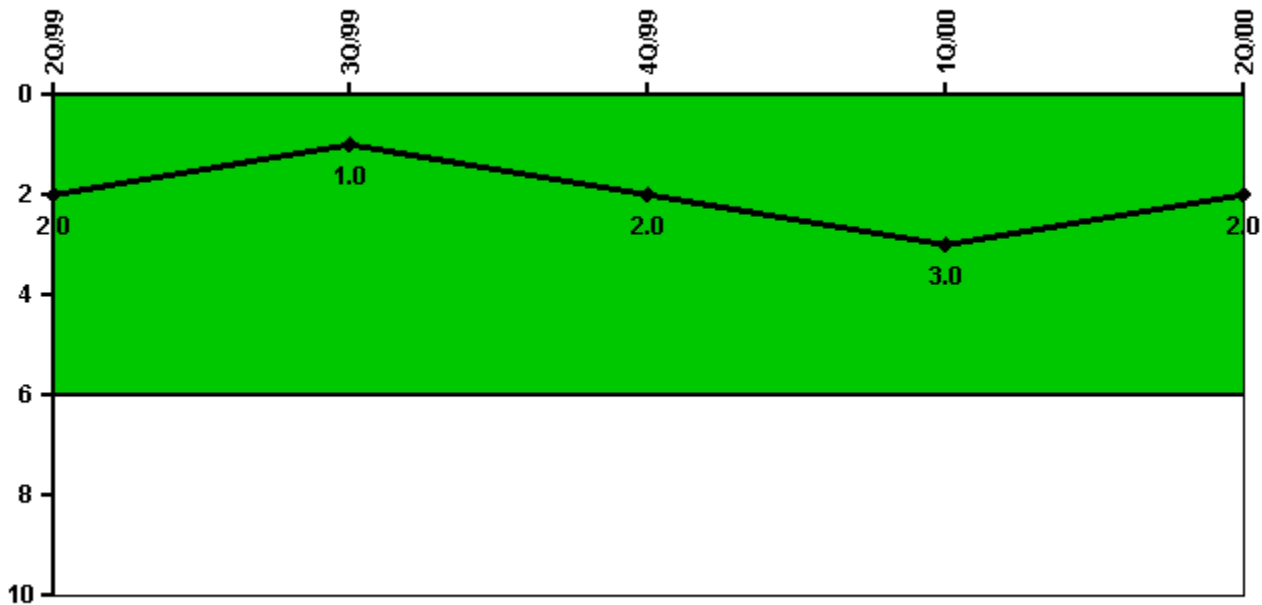
Thresholds: White > 1.5% Yellow > 5.0% Red > 10.0%

Notes

Safety System Unavailability, Residual Heat Removal System	2Q/99	3Q/99	4Q/99	1Q/00	2Q/00
Train 1					
Planned unavailable hours	48.30	79.52	62.08	2.76	0.18
Unplanned unavailable hours	0	0	0	0	0
Fault exposure hours	0	0	0	0	0
Effective Reset hours	0	0	0	0	0
Required hours	2183.00	2208.00	2209.00	2184.00	2183.00
Train 2					
Planned unavailable hours	73.00	23.08	0.05	2.32	0.18
Unplanned unavailable hours	0	0	0	0	0
Fault exposure hours	0	0	0	0	0
Effective Reset hours	0	0	0	0	0
Required hours	2183.00	2208.00	2209.00	2184.00	2183.00
Train 3					
Planned unavailable hours	0	143.50	0	0	0.63
Unplanned unavailable hours	0	0	6.40	0	0
Fault exposure hours	0	0	0	0	0
Effective Reset hours	0	0	0	0	0
Required hours	2183.00	2208.00	2209.00	2184.00	2183.00
Train 4					
Planned unavailable hours	0	143.50	0	0	0.63
Unplanned unavailable hours	0	0	6.40	0	0
Fault exposure hours	0	0	0	0	0
Effective Reset hours	0	0	0	0	0
Required hours	2183.00	2208.00	2209.00	2184.00	2183.00
Indicator value			0.6%	0.6%	0.6%

Licensee Comments: none

Safety System Functional Failures (BWR)



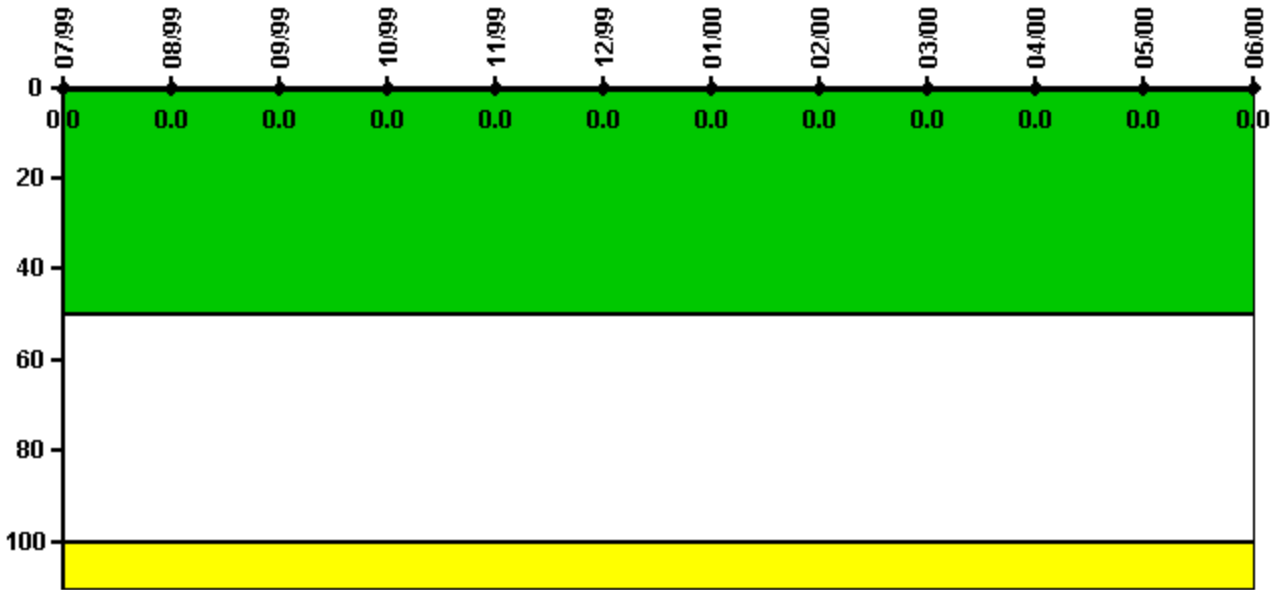
Thresholds: White > 6.0

Notes

Safety System Functional Failures (BWR)	2Q/99	3Q/99	4Q/99	1Q/00	2Q/00
Safety System Functional Failures	1	0	1	1	0
Indicator value	2	1	2	3	2

Licensee Comments: none

Reactor Coolant System Activity



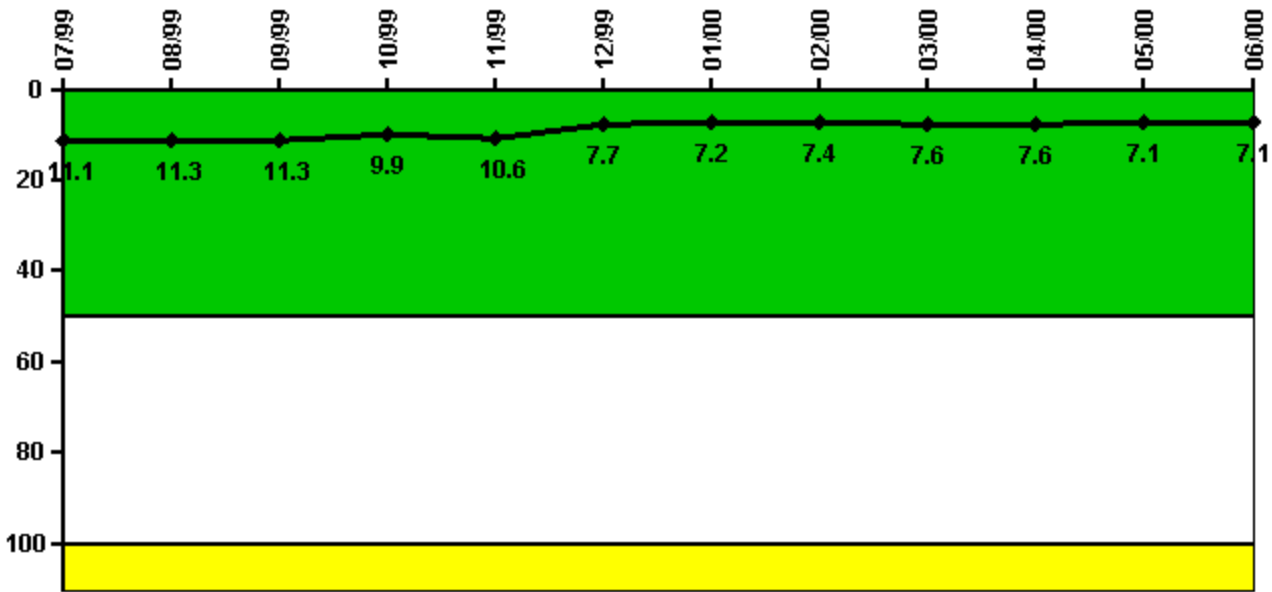
Thresholds: White > 50.0 Yellow > 100.0

Notes

Reactor Coolant System Activity	7/99	8/99	9/99	10/99	11/99	12/99	1/00	2/00	3/00	4/00	5/00	6/00
Maximum activity	0.000060	0.000036	0.000037	0.000024	0.000007	0.000030	0.000010	0.000002	0.000023	0.000008	0.000008	0.000053
Technical specification limit	0.2	0.2	0.2	0.2	0.2	0.2	0.2	0.2	0.2	0.2	0.2	0.2
Indicator value	0	0	0	0	0	0	0	0	0	0	0	0

Licensee Comments: none

Reactor Coolant System Leakage



Thresholds: White > 50.0 Yellow > 100.0

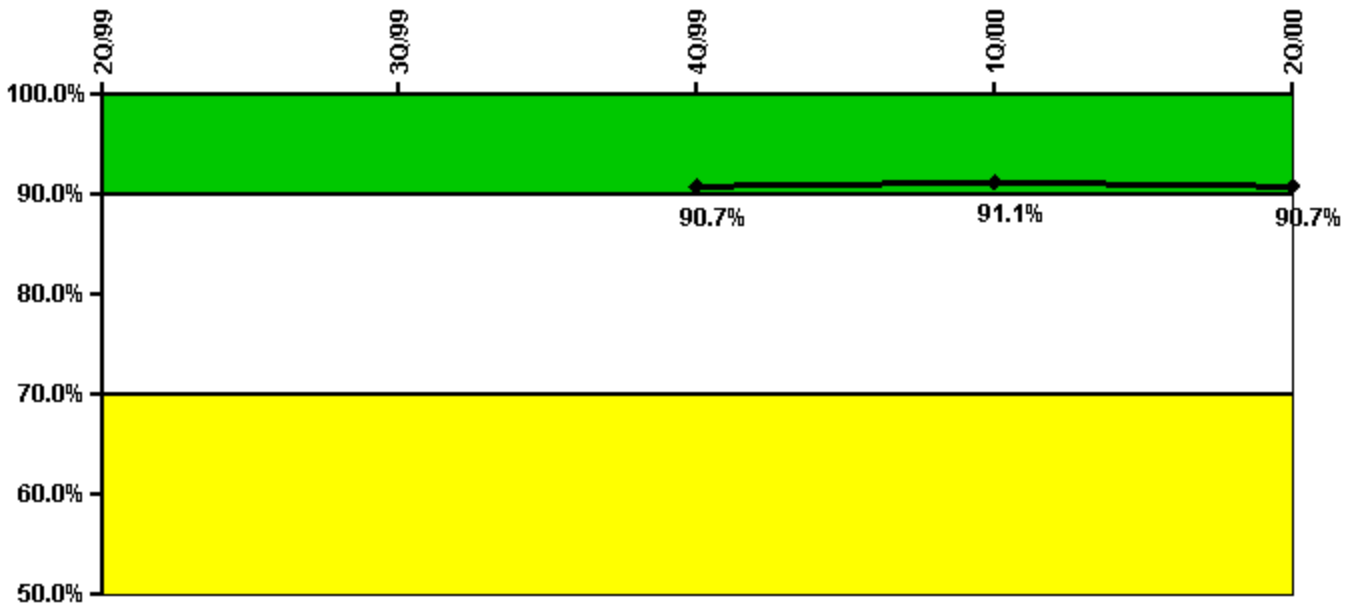
Notes

Reactor Coolant System Leakage	7/99	8/99	9/99	10/99	11/99	12/99	1/00	2/00	3/00	4/00	5/00	6/00
Maximum leakage	2.772	2.827	2.830	2.480	2.655	1.930	1.802	1.850	1.905	1.905	1.767	1.770
Technical specification limit	25.0	25.0	25.0	25.0	25.0	25.0	25.0	25.0	25.0	25.0	25.0	25.0
Indicator value	11.1	11.3	11.3	9.9	10.6	7.7	7.2	7.4	7.6	7.6	7.1	7.1

Licensee Comments:

- 3/99: February 1999 data changed due to review of missing weeks of data. This change did not result in change of color to this indicator.
- 12/98: December 1998 data changed due to review of missing weeks of data. This change did not result in change of color to this indicator.
- 6/98: June 1998 data changed due to review of missing weeks of data. This change did not result in change of color to this indicator.

Drill/Exercise Performance



Thresholds: White < 90.0% Yellow < 70.0%

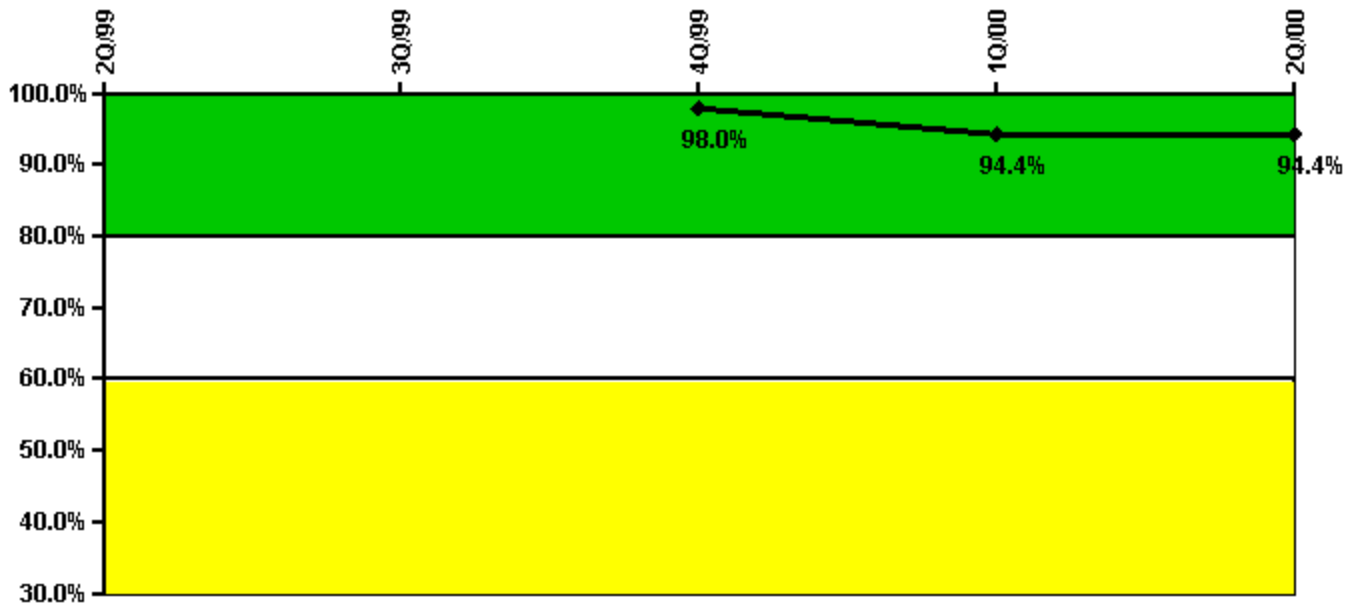
Notes

Drill/Exercise Performance	2Q/99	3Q/99	4Q/99	1Q/00	2Q/00
Successful opportunities	23.0	28.0	52.0	6.0	14.0
Total opportunities	24.0	32.0	58.0	6.0	16.0
Indicator value			90.7%	91.1%	90.7%

Licensee Comments:

2Q/00: ComEd has reviewed the guidance for determining the number of opportunities for the NRC Drill, Exercise and Event (DEP) Performance Indicator 08. The process ComEd uses to make a notification for a concurrent classification of General Emergency and an initial PAR for that classification and cannot be logically separated into two notifications. The notification is made via the same call to the same audience. Success criteria requires both the classification and PAR to be timely and accurate to count as a success. Therefore, the notification is counted as one opportunity instead of two as suggested by the NEI guidance.

ERO Drill Participation



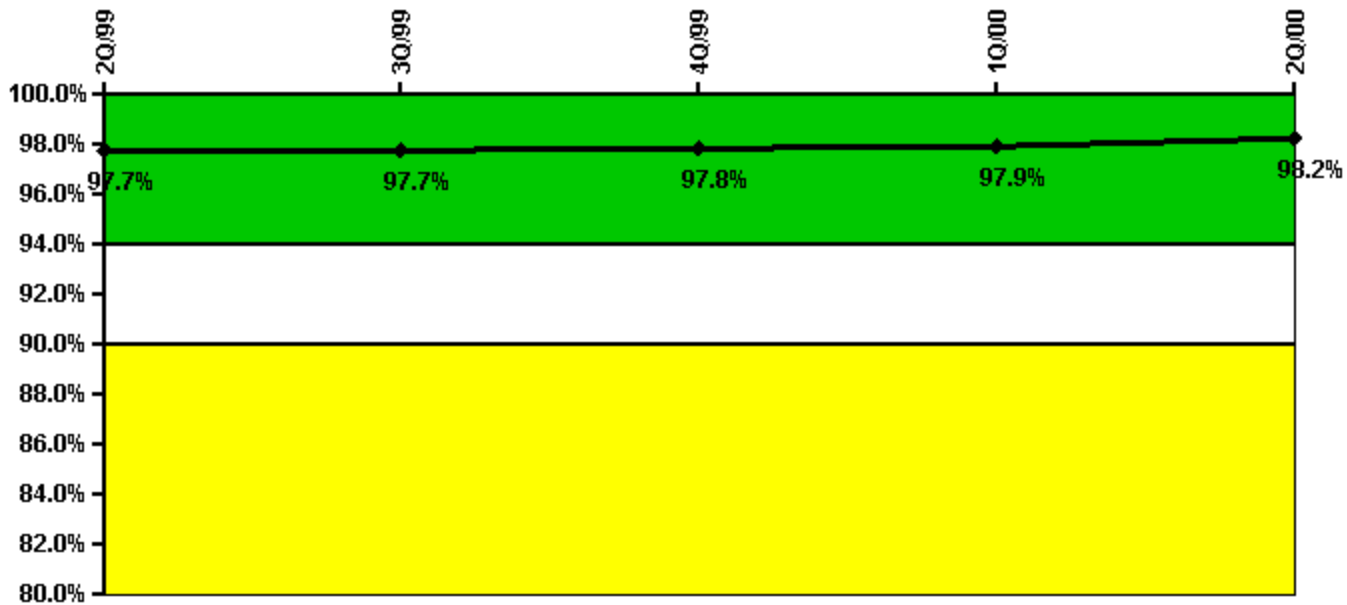
Thresholds: White < 80.0% Yellow < 60.0%

Notes

ERO Drill Participation	2Q/99	3Q/99	4Q/99	1Q/00	2Q/00
Participating Key personnel			49.0	51.0	51.0
Total Key personnel			50.0	54.0	54.0
Indicator value			98.0%	94.4%	94.4%

Licensee Comments: none

Alert & Notification System



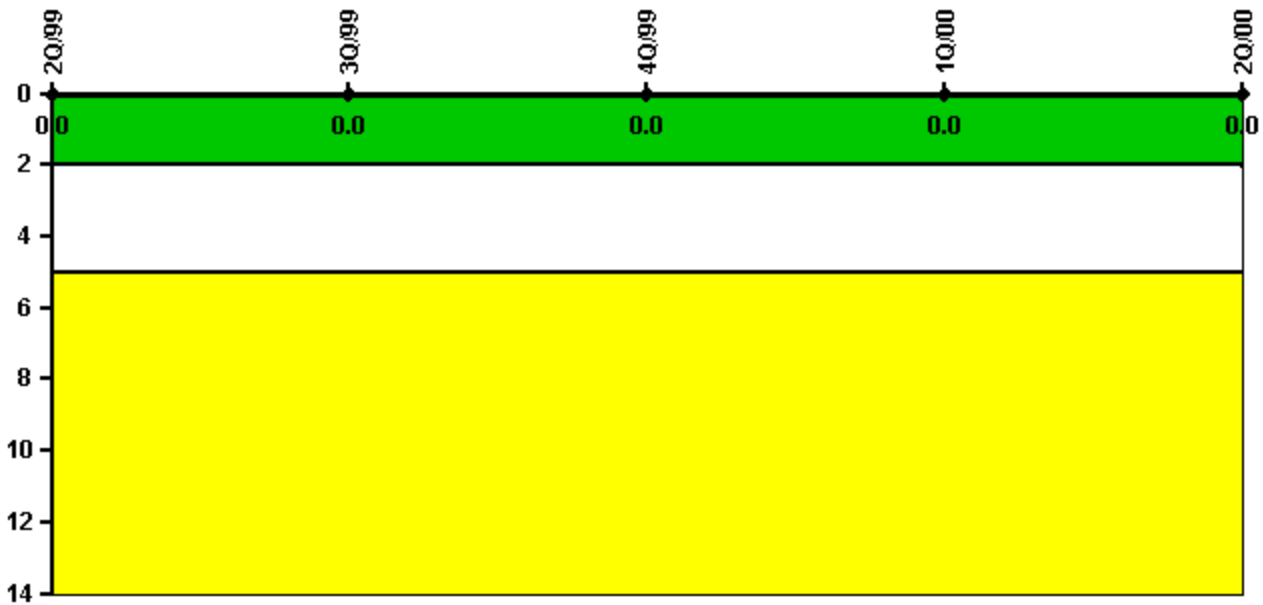
Thresholds: White < 94.0% Yellow < 90.0%

Notes

Alert & Notification System	2Q/99	3Q/99	4Q/99	1Q/00	2Q/00
Successful siren-tests	4830	5051	4949	4960	4903
Total sirens-tests	5056	5135	4977	5056	5056
Indicator value	97.7%	97.7%	97.8%	97.9%	98.2%

Licensee Comments: none

Occupational Exposure Control Effectiveness



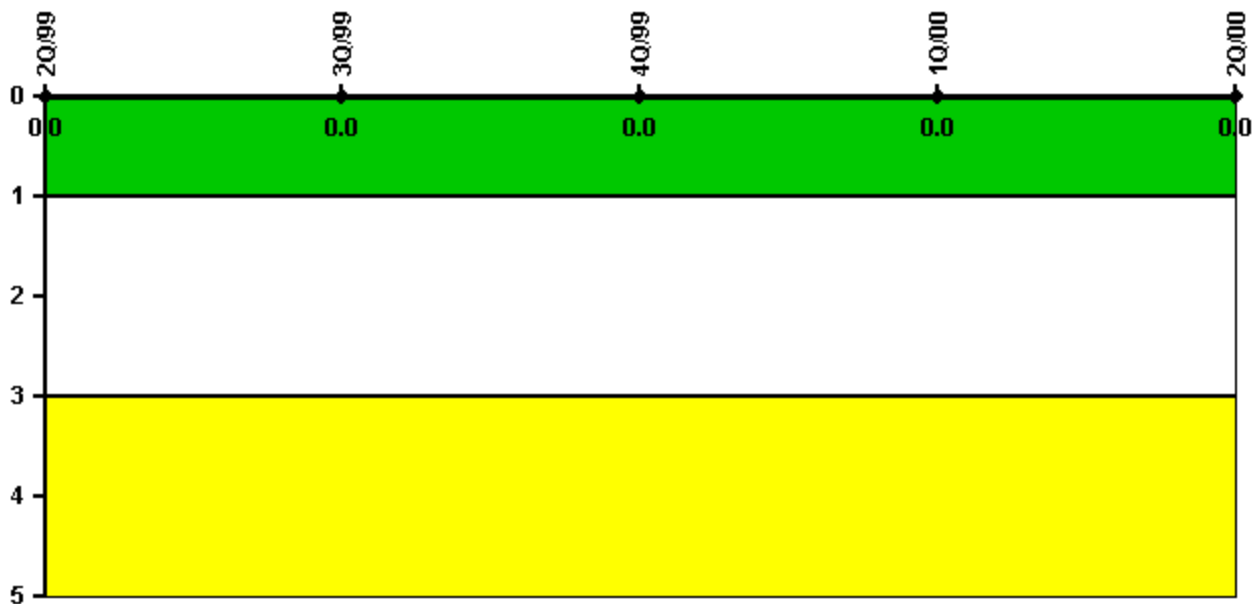
Thresholds: White > 2.0 Yellow > 5.0

Notes

Occupational Exposure Control Effectiveness	2Q/99	3Q/99	4Q/99	1Q/00	2Q/00
High radiation area occurrences	0	0	0	0	0
Very high radiation area occurrences	0	0	0	0	0
Unintended exposure occurrences	0	0	0	0	0
Indicator value	0	0	0	0	0

Licensee Comments: none

RETS/ODCM Radiological Effluent



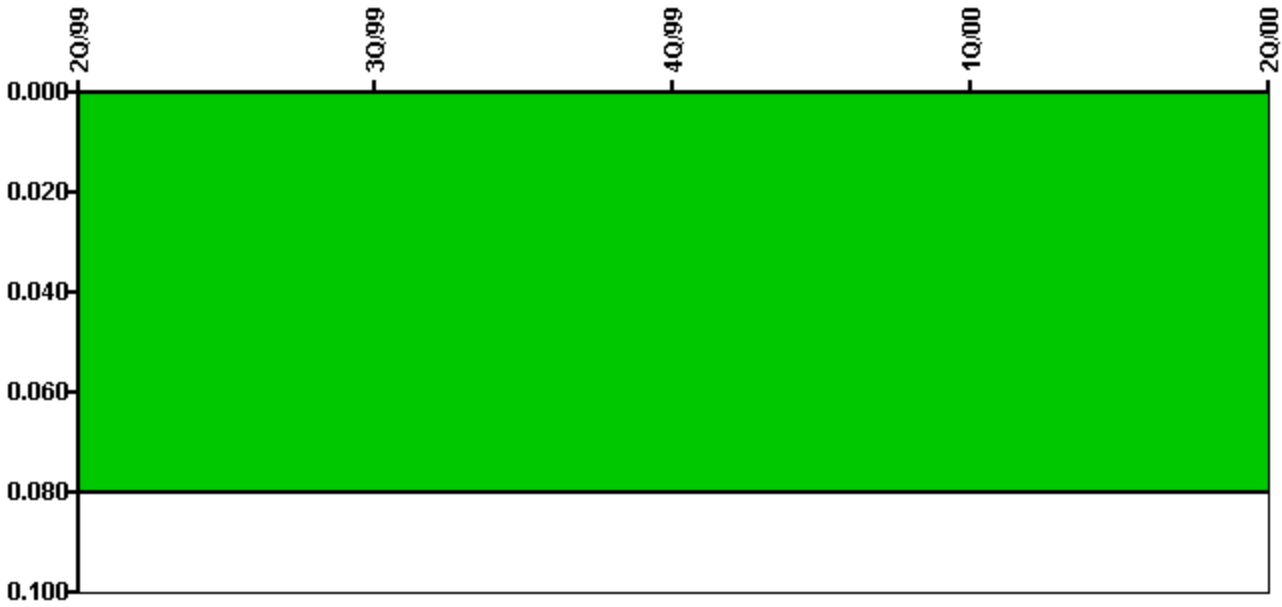
Thresholds: White > 1.0 Yellow > 3.0

Notes

RETS/ODCM Radiological Effluent	2Q/99	3Q/99	4Q/99	1Q/00	2Q/00
RETS/ODCM occurrences	0	0	0	0	0
Indicator value	0	0	0	0	0

Licensee Comments: none

Protected Area Security Performance Index



Thresholds: White > 0.080

Notes

Protected Area Security Performance Index	2Q/99	3Q/99	4Q/99	1Q/00	2Q/00
IDS compensatory hours	1071.00	1810.20	258.80	14.80	178.10
CCTV compensatory hours	0	0	0	0	93.3
IDS normalization factor	1.30	1.30	1.30	1.30	1.30
CCTV normalization factor	1.0	1.0	1.0	1.0	1.0
Index Value	0.196	0.199	0.179	0.139	0.105

Licensee Comments: none

Personnel Screening Program



Thresholds: White > 2.0 Yellow > 5.0

Notes

Personnel Screening Program	2Q/99	3Q/99	4Q/99	1Q/00	2Q/00
Program failures	0	0	0	0	0
Indicator value	0	0	0	0	0

Licensee Comments: none

FFD/Personnel Reliability



Thresholds: White > 2.0 Yellow > 5.0

Notes

FFD/Personnel Reliability	2Q/99	3Q/99	4Q/99	1Q/00	2Q/00
Program Failures	0	0	0	0	0
Indicator value	0	0	0	0	0

Licensee Comments: none

[▲ PI Summary](#) | [Inspection Findings Summary](#) | [Reactor Oversight Process](#)

Last Modified: April 1, 2002