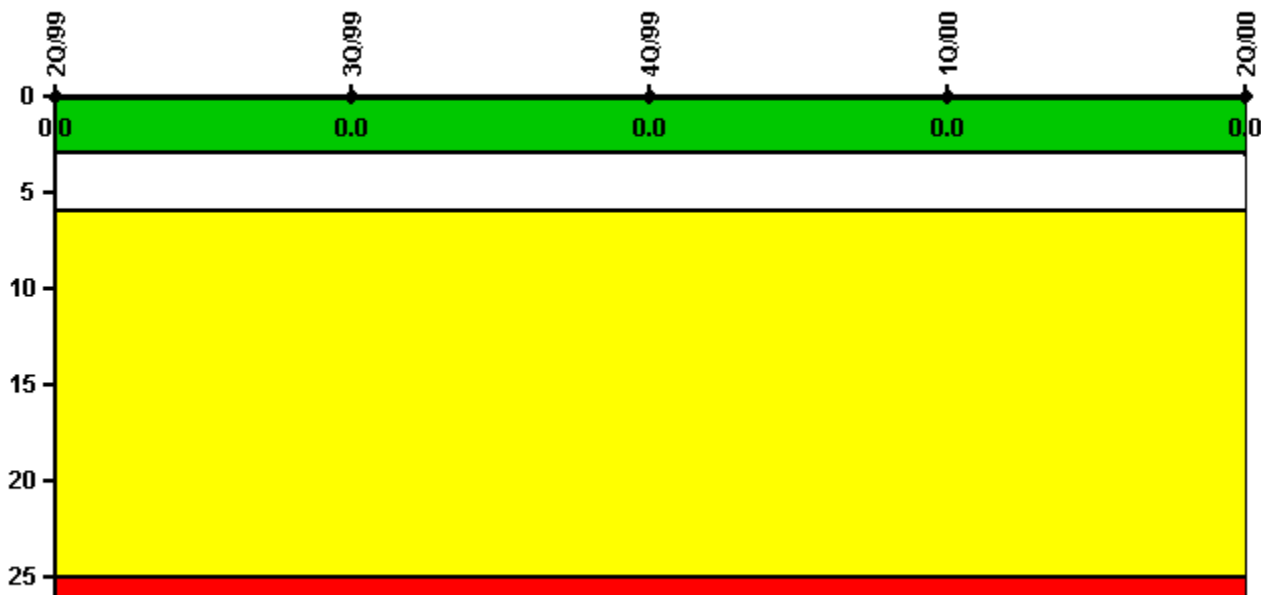


Cooper

2Q/2000 Performance Indicators

Licensee's General Comments: none

Unplanned Scrams per 7000 Critical Hrs



Thresholds: White > 3.0 Yellow > 6.0 Red > 25.0

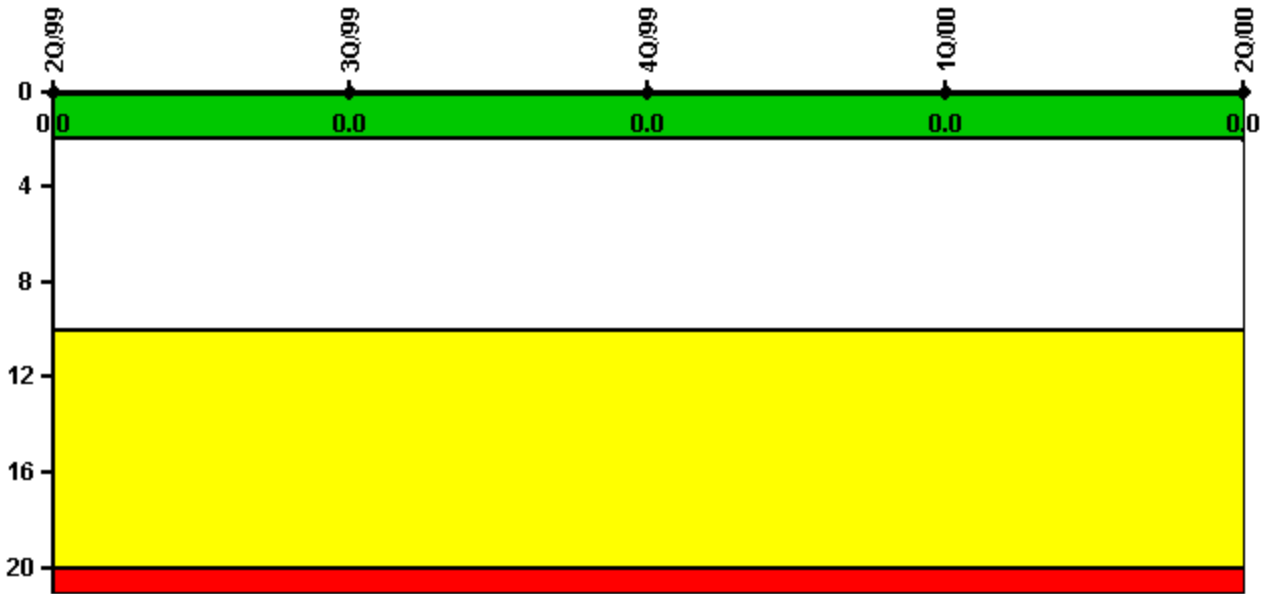
Notes

Unplanned Scrams per 7000 Critical Hrs	2Q/99	3Q/99	4Q/99	1Q/00	2Q/00
Unplanned scrams	0	0	0	0	0
Critical hours	2183.0	2043.7	2209.0	1369.4	849.5
Indicator value	0	0	0	0	0

Licensee Comments:

2Q/00: Refueling Outage, Forced Outage 2000-02

Scrams with Loss of Normal Heat Removal



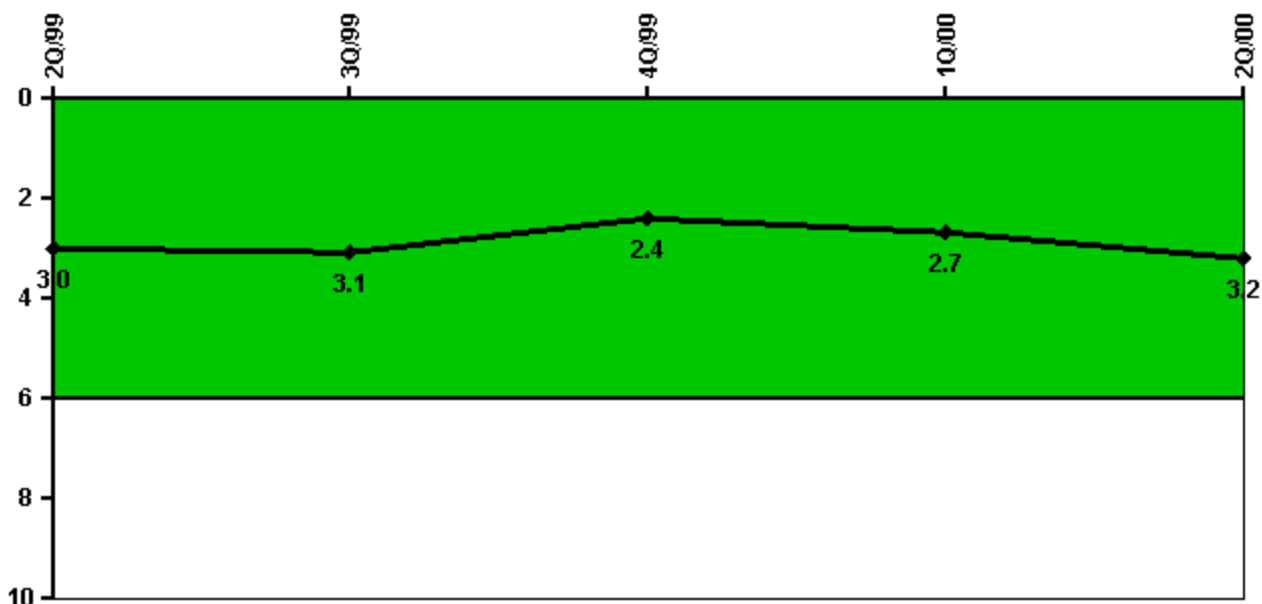
Thresholds: White > 2.0 Yellow > 10.0 Red > 20.0

Notes

Scrams with Loss of Normal Heat Removal	2Q/99	3Q/99	4Q/99	1Q/00	2Q/00
Scrams	0	0	0	0	0
Indicator value	0	0	0	0	0

Licensee Comments: none

Unplanned Power Changes per 7000 Critical Hrs



Thresholds: White > 6.0

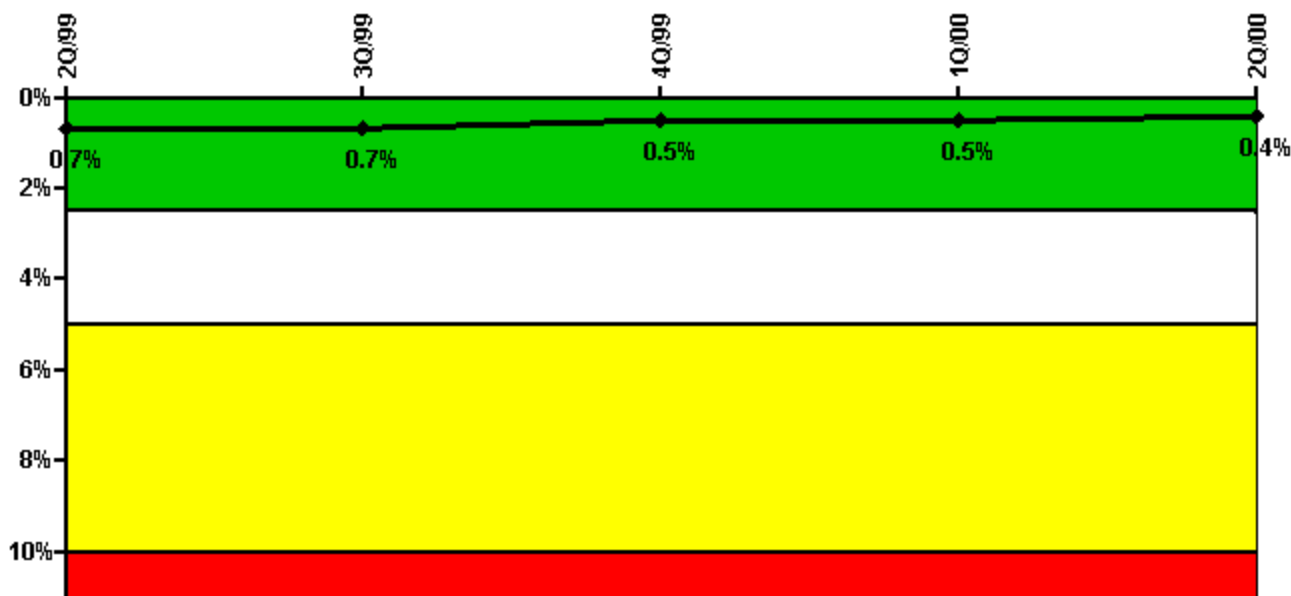
Notes

Unplanned Power Changes per 7000 Critical Hrs	2Q/99	3Q/99	4Q/99	1Q/00	2Q/00
Unplanned power changes	1.0	1.0	0	1.0	1.0
Critical hours	2183.0	2043.7	2209.0	1369.4	849.5
Indicator value	3.0	3.1	2.4	2.7	3.2

Licensee Comments:

2Q/00: Refueling Outage, Forced Outage 2000-02, Downpower to remove "A" RR MG for wiring connection problem.

Safety System Unavailability, Emergency AC Power



Thresholds: White > 2.5% Yellow > 5.0% Red > 10.0%

Notes

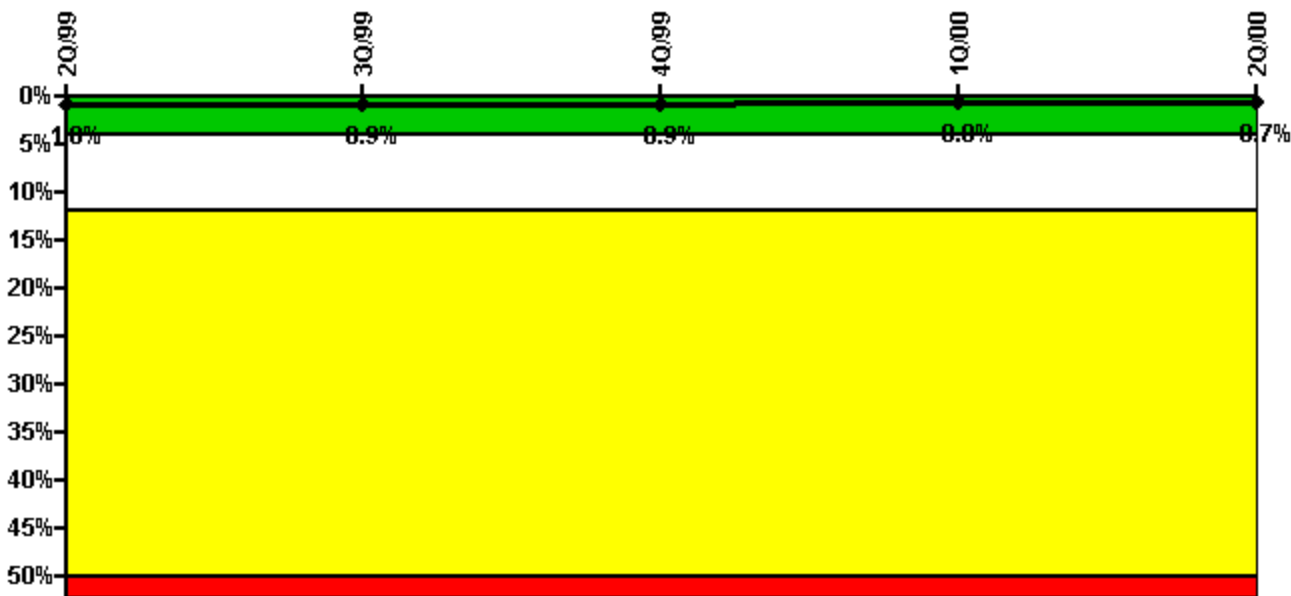
Safety System Unavailability, Emergency AC Power	2Q/99	3Q/99	4Q/99	1Q/00	2Q/00
Train 1					
Planned unavailable hours	11.40	0	0	0	0
Unplanned unavailable hours	0	0	0	0	0
Fault exposure hours	0	0	0	0	0
Effective Reset hours	0	0	0	0	0
Required hours	2183.00	2208.00	2209.00	2184.00	2071.20
Train 2					
Planned unavailable hours	12.60	0	12.75	0	0
Unplanned unavailable hours	0	0	11.43	0	0
Fault exposure hours	0	0	0	0	0
Effective Reset hours	0	0	0	0	0
Required hours	2183.00	2208.00	2209.00	2184.00	2184.00
Indicator value	0.7%	0.7%	0.5%	0.5%	0.4%

Licensee Comments:

2Q/00: Refueling Outage

2Q/98: 1/2000 - Corrected error in April 1998 hours... was 709, should have been 719. No impact on color.

Safety System Unavailability, High Pressure Injection System (HPCI)



Thresholds: White > 4.0% Yellow > 12.0% Red > 50.0%

Notes

Safety System Unavailability, High Pressure Injection System (HPCI)	2Q/99	3Q/99	4Q/99	1Q/00	2Q/00
Train 1					
Planned unavailable hours	18.21	0	0.30	0.13	0.43
Unplanned unavailable hours	0	2.33	0	0	0
Fault exposure hours	0	0	0	0	0
Effective Reset hours	0	0	0	0	0
Required hours	2183.00	2040.42	2209.00	1370.57	838.08
Indicator value	1.0%	0.9%	0.9%	0.8%	0.7%

Licensee Comments:

2Q/00: Refueling Outage, Forced Outage 2000-02

3Q/99: September Hours Required was erroneously listed as 522.417, corrected to 552.417 - 3/8/00

3Q/98: Discovered that 8 hours of unavailability that should have been credited to June, 1998 were placed in July, 1998. No impact on past PI's. JWD

2Q/98: Discovered that 8 hours of unavailability that should have been credited to June, 1998 were placed in July, 1998. No impact on past PI's. JWD

Safety System Unavailability, Heat Removal System (RCIC)



Thresholds: White > 4.0% Yellow > 12.0% Red > 50.0%

Notes

Safety System Unavailability, Heat Removal System (RCIC)	2Q/99	3Q/99	4Q/99	1Q/00	2Q/00
Train 1					
Planned unavailable hours	4.92	17.85	2.62	0.85	0.10
Unplanned unavailable hours	9.50	0	0	0	80.77
Fault exposure hours	0	0	0	0	0
Effective Reset hours	0	0	0	0	0
Required hours	2183.00	2040.42	2209.00	1370.57	838.08
Indicator value	0.5%	0.5%	0.5%	0.5%	0.9%

Licensee Comments:

2Q/00: Refueling Outage, Forced Outage 2000-02

Safety System Unavailability, Residual Heat Removal System



Thresholds: White > 1.5% Yellow > 5.0% Red > 10.0%

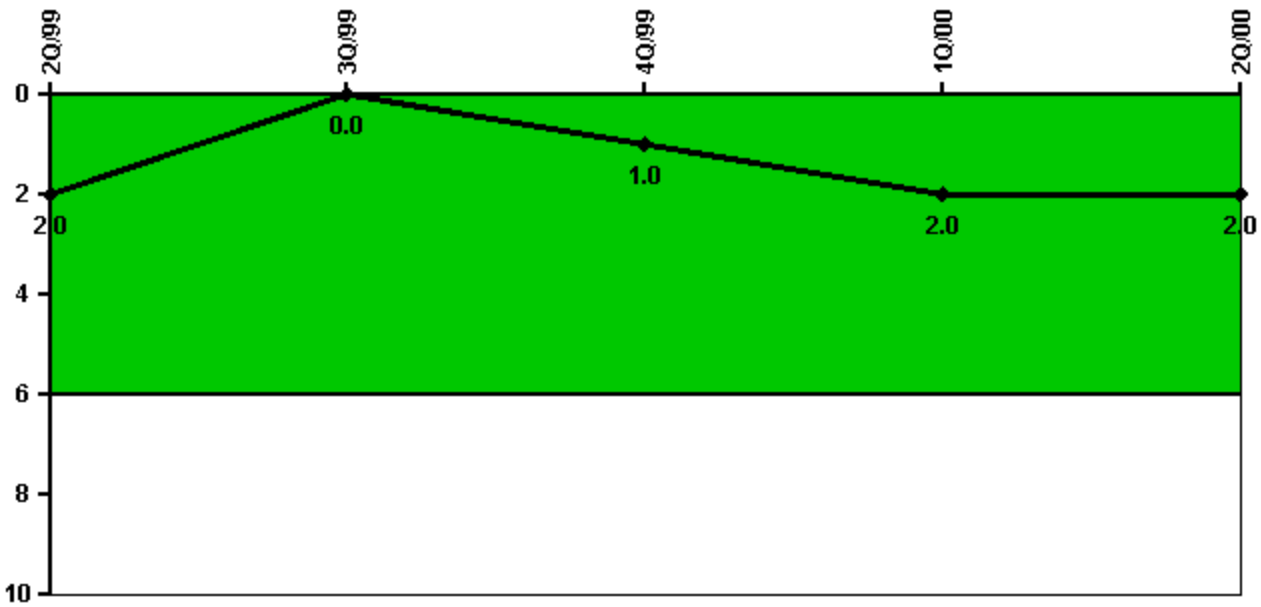
Notes

Safety System Unavailability, Residual Heat Removal System	2Q/99	3Q/99	4Q/99	1Q/00	2Q/00
Train 1					
Planned unavailable hours	0	0	0	0.27	21.02
Unplanned unavailable hours	0	0	0	23.35	0
Fault exposure hours	0	0	0	0	0
Effective Reset hours	0	0	0	0	0
Required hours	2183.00	2208.00	2209.00	1664.85	2063.80
Train 2					
Planned unavailable hours	0	0	0	0	2.53
Unplanned unavailable hours	0	0	0	0	0
Fault exposure hours	0	0	0	0	0
Effective Reset hours	0	0	0	0	0
Required hours	2183.00	2208.00	2209.00	1664.85	2063.80
Indicator value	0.7%	0.7%	0.7%	0.5%	0.3%

Licensee Comments:

2Q/00: Refueling Outage

Safety System Functional Failures (BWR)



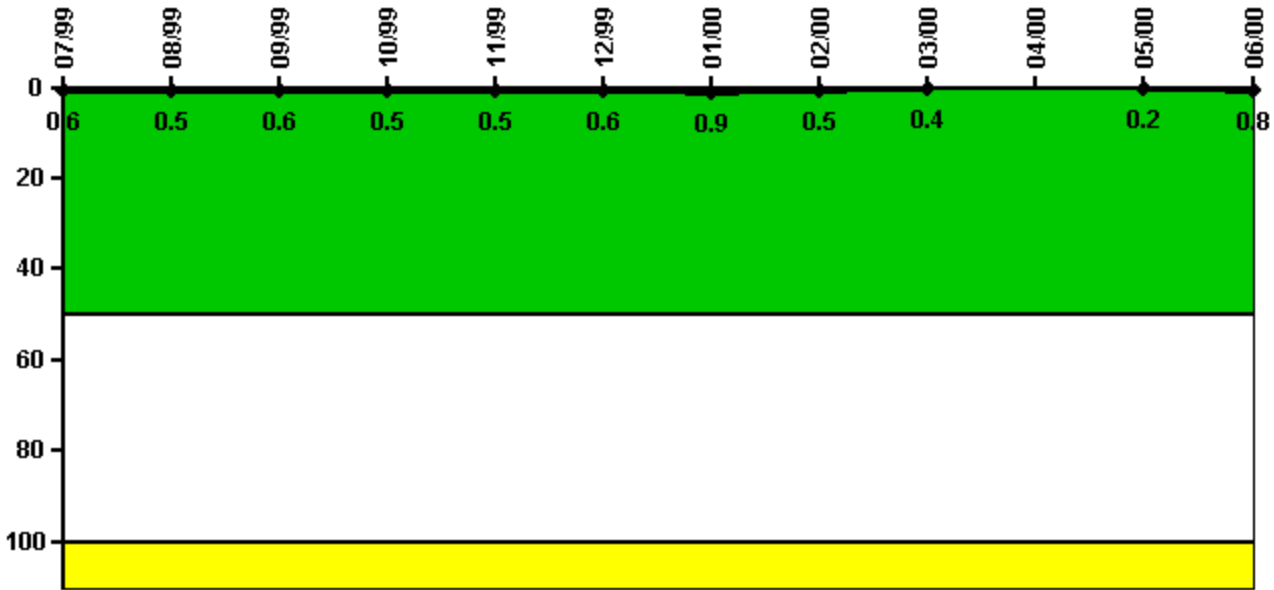
Thresholds: White > 6.0

Notes

Safety System Functional Failures (BWR)	2Q/99	3Q/99	4Q/99	1Q/00	2Q/00
Safety System Functional Failures	0	0	1	1	0
Indicator value	2	0	1	2	2

Licensee Comments: none

Reactor Coolant System Activity



Thresholds: White > 50.0 Yellow > 100.0

Notes

Reactor Coolant System Activity	7/99	8/99	9/99	10/99	11/99	12/99	1/00	2/00	3/00	4/00	5/00	6/00
Maximum activity	0.001280	0.001070	0.001200	0.001070	0.001060	0.001140	0.001710	0.001060	0.000774	N/A	0.000410	0.001690
Technical specification limit	0.2	0.2	0.2	0.2	0.2	0.2	0.2	0.2	0.2	0.2	0.2	0.2
Indicator value	0.6	0.5	0.6	0.5	0.5	0.6	0.9	0.5	0.4	N/A	0.2	0.8

Licensee Comments:

6/00: Refueling Outage in April

Reactor Coolant System Leakage



Thresholds: White > 50.0 Yellow > 100.0

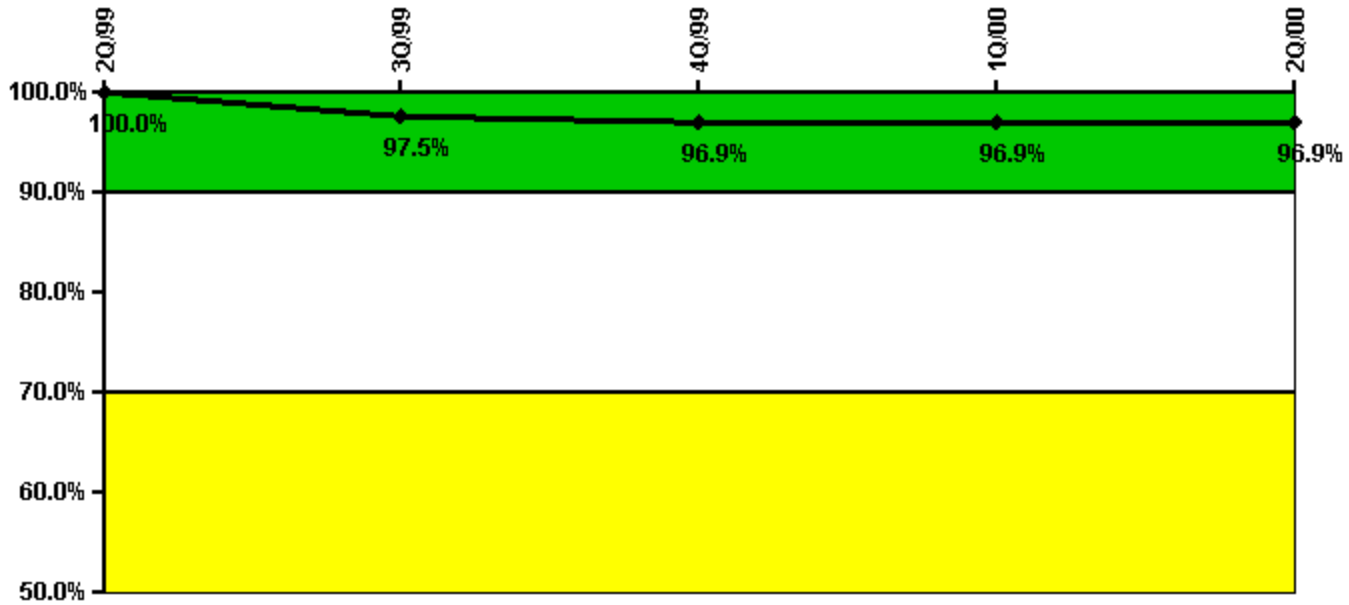
Notes

Reactor Coolant System Leakage	7/99	8/99	9/99	10/99	11/99	12/99	1/00	2/00	3/00	4/00	5/00	6/00
Maximum leakage	2.162	2.162	2.140	2.145	2.145	2.058	2.097	2.023	2.037	N/A	2.000	2.453
Technical specification limit	30.0	30.0	30.0	30.0	30.0	30.0	30.0	30.0	30.0	30.0	30.0	30.0
Indicator value	7.2	7.2	7.1	7.2	7.2	6.9	7.0	6.7	6.8	N/A	6.7	8.2

Licensee Comments:

6/00: Refueling Outage in April

Drill/Exercise Performance



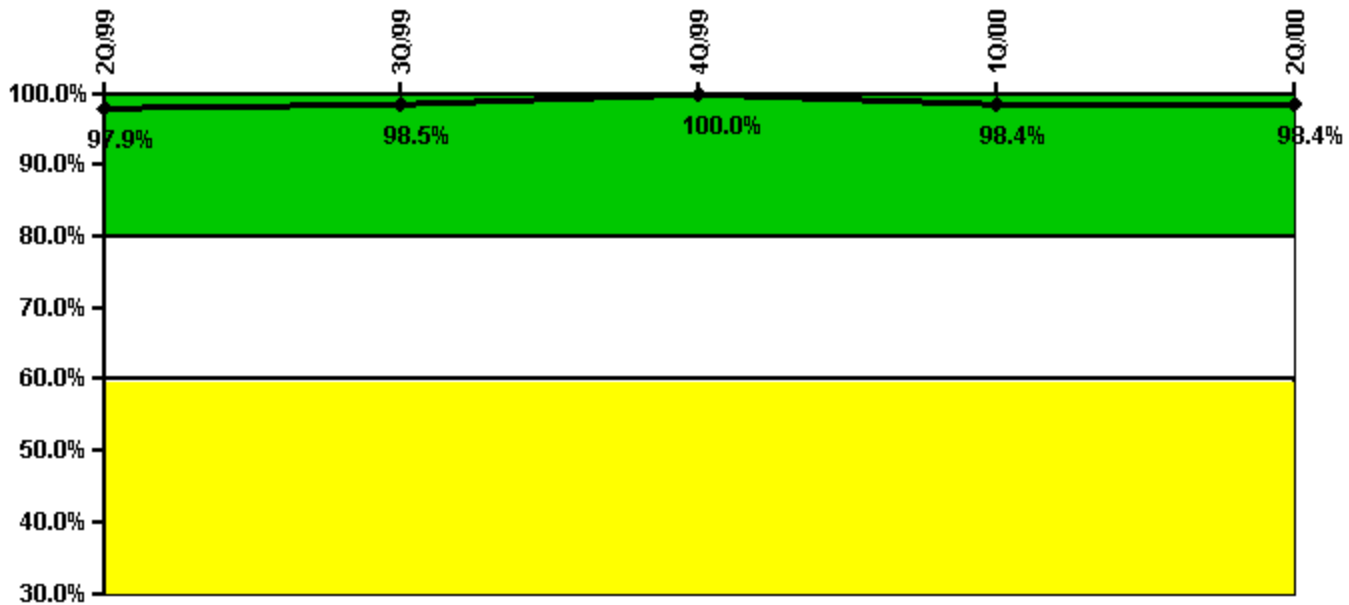
Thresholds: White < 90.0% Yellow < 70.0%

Notes

Drill/Exercise Performance	2Q/99	3Q/99	4Q/99	1Q/00	2Q/00
Successful opportunities	21.0	80.0	60.0	3.0	44.0
Total opportunities	21.0	84.0	63.0	3.0	45.0
Indicator value	100.0%	97.5%	96.9%	96.9%	96.9%

Licensee Comments: none

ERO Drill Participation



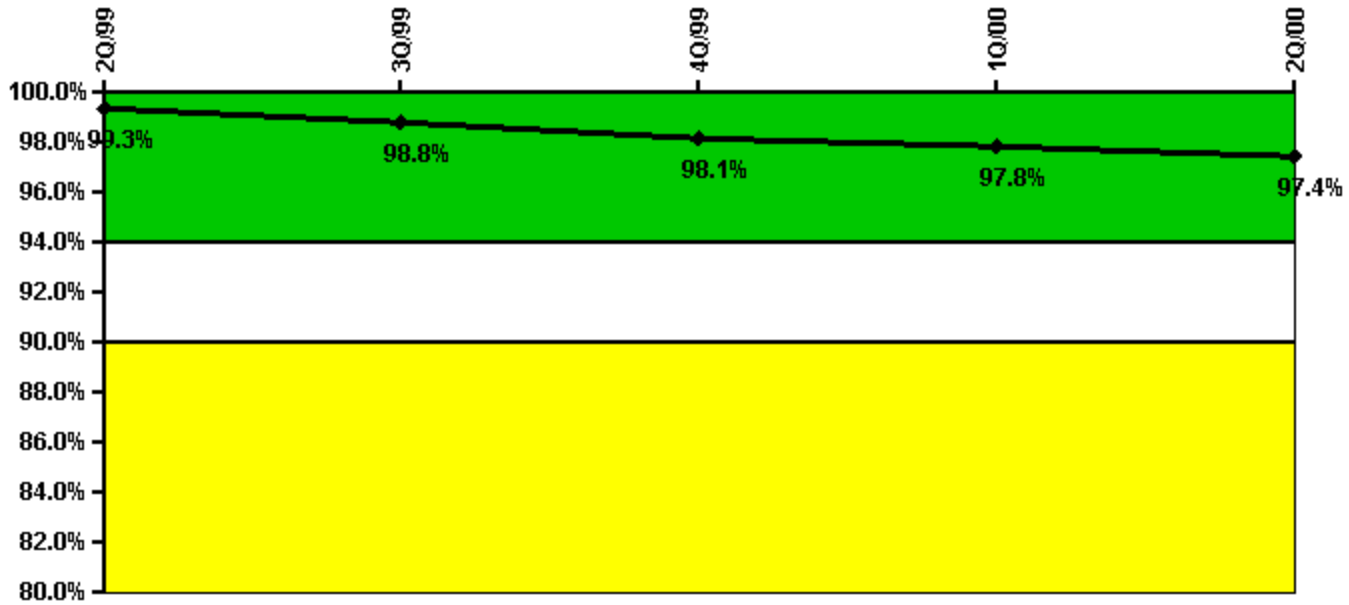
Thresholds: White < 80.0% Yellow < 60.0%

Notes

ERO Drill Participation	2Q/99	3Q/99	4Q/99	1Q/00	2Q/00
Participating Key personnel	137.0	128.0	125.0	125.0	125.0
Total Key personnel	140.0	130.0	125.0	127.0	127.0
Indicator value	97.9%	98.5%	100.0%	98.4%	98.4%

Licensee Comments: none

Alert & Notification System



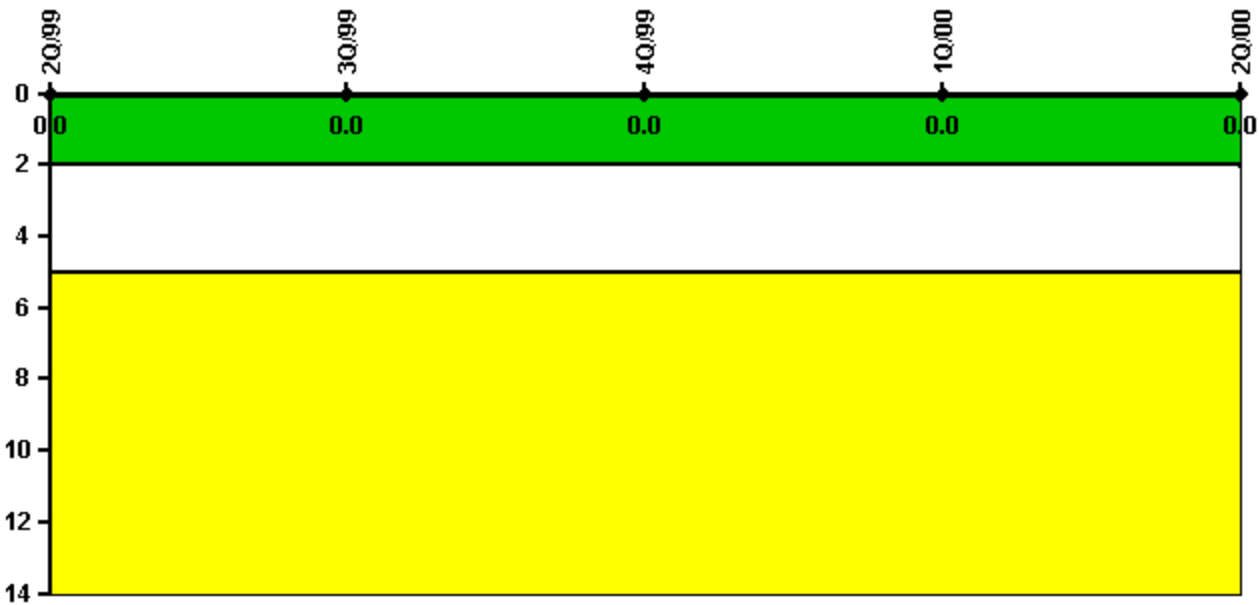
Thresholds: White < 94.0% Yellow < 90.0%

Notes

Alert & Notification System	2Q/99	3Q/99	4Q/99	1Q/00	2Q/00
Successful siren-tests	143	164	161	142	141
Total sirens-tests	144	168	168	144	144
Indicator value	99.3%	98.8%	98.1%	97.8%	97.4%

Licensee Comments: none

Occupational Exposure Control Effectiveness



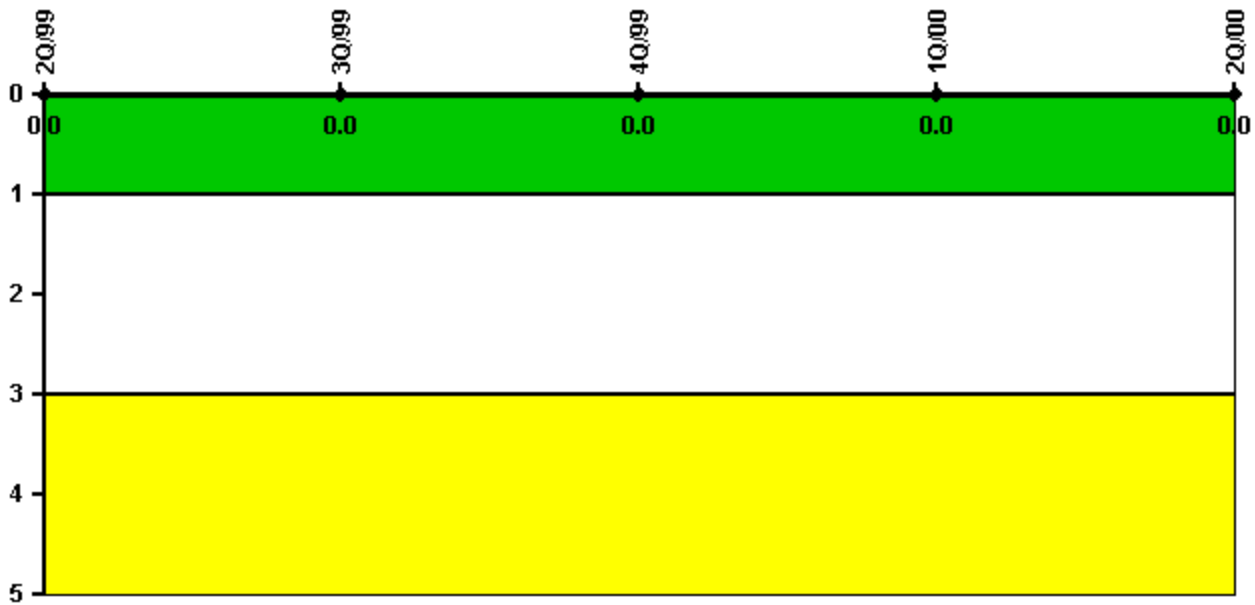
Thresholds: White > 2.0 Yellow > 5.0

Notes

Occupational Exposure Control Effectiveness	2Q/99	3Q/99	4Q/99	1Q/00	2Q/00
High radiation area occurrences	0	0	0	0	0
Very high radiation area occurrences	0	0	0	0	0
Unintended exposure occurrences	0	0	0	0	0
Indicator value	0	0	0	0	0

Licensee Comments: none

RETS/ODCM Radiological Effluent



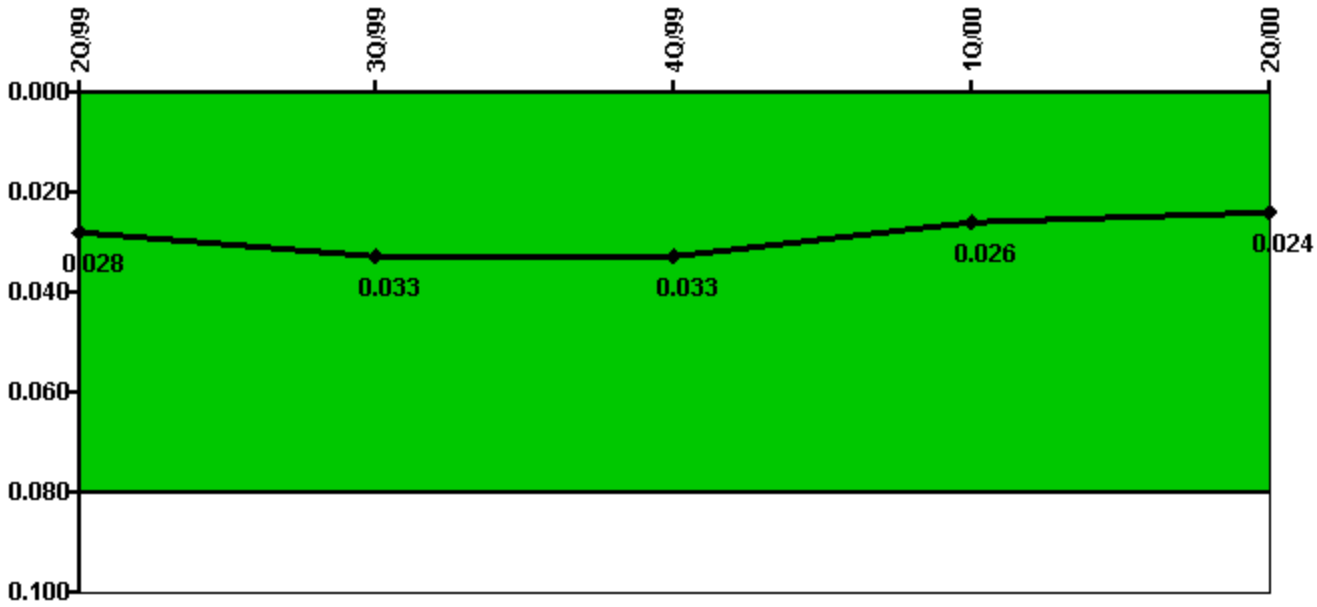
Thresholds: White > 1.0 Yellow > 3.0

Notes

RETS/ODCM Radiological Effluent	2Q/99	3Q/99	4Q/99	1Q/00	2Q/00
RETS/ODCM occurrences	0	0	0	0	0
Indicator value	0	0	0	0	0

Licensee Comments: none

Protected Area Security Performance Index



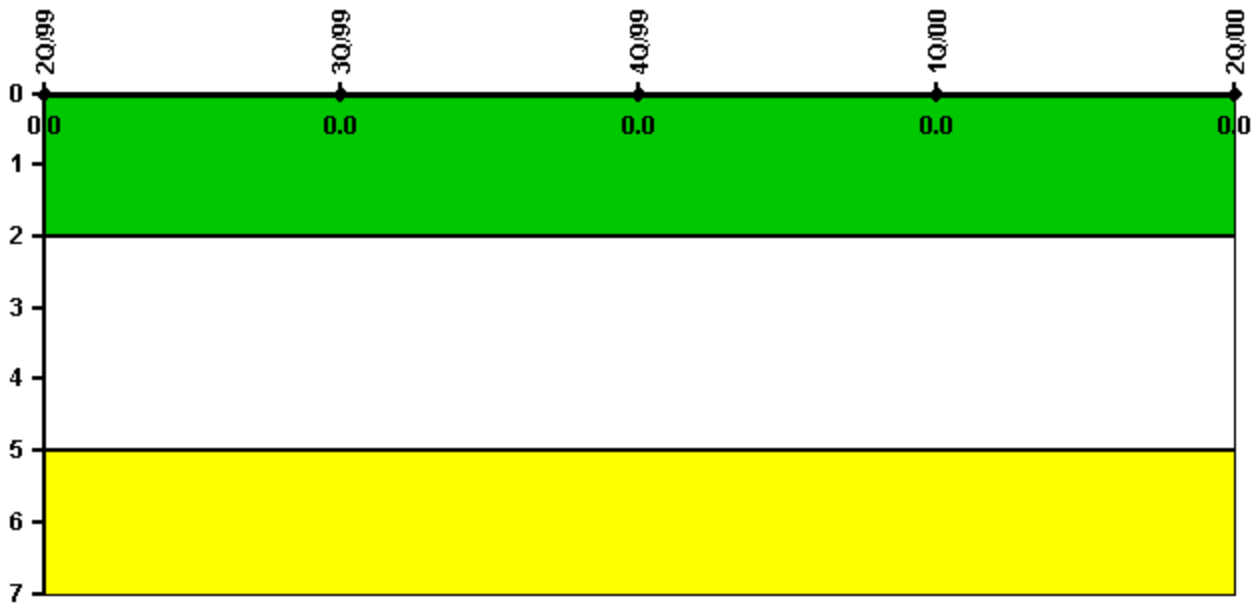
Thresholds: White > 0.080

Notes

Protected Area Security Performance Index	2Q/99	3Q/99	4Q/99	1Q/00	2Q/00
IDS compensatory hours	186.70	148.57	131.02	27.50	141.89
CCTV compensatory hours	1.3	50.4	30.7	4.1	1.6
IDS normalization factor	1.30	1.30	1.30	1.30	1.30
CCTV normalization factor	1.1	1.1	1.1	1.1	1.1
Index Value	0.028	0.033	0.033	0.026	0.024

Licensee Comments: none

Personnel Screening Program



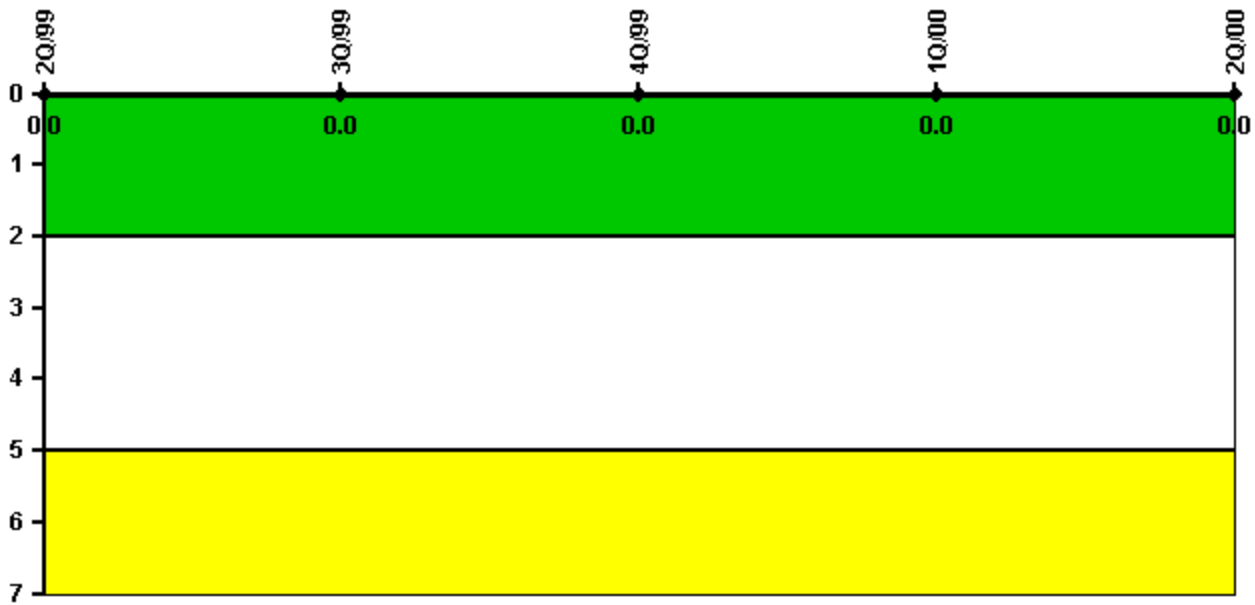
Thresholds: White > 2.0 Yellow > 5.0

Notes

Personnel Screening Program	2Q/99	3Q/99	4Q/99	1Q/00	2Q/00
Program failures	0	0	0	0	0
Indicator value	0	0	0	0	0

Licensee Comments: none

FFD/Personnel Reliability



Thresholds: White > 2.0 Yellow > 5.0

Notes

FFD/Personnel Reliability	2Q/99	3Q/99	4Q/99	1Q/00	2Q/00
Program Failures	0	0	0	0	0
Indicator value	0	0	0	0	0

Licensee Comments: none

[▲ PI Summary](#) | [Inspection Findings Summary](#) | [Reactor Oversight Process](#)

Last Modified: April 1, 2002