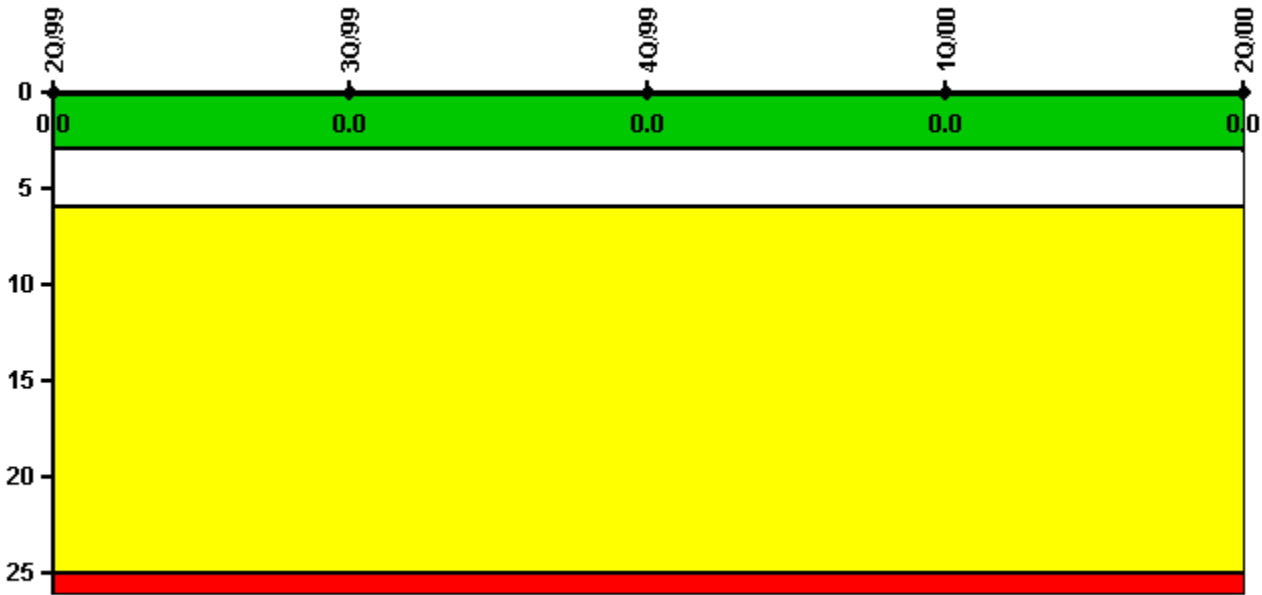


Braidwood 1

2Q/2000 Performance Indicators

Licensee's General Comments: none

Unplanned Scrams per 7000 Critical Hrs



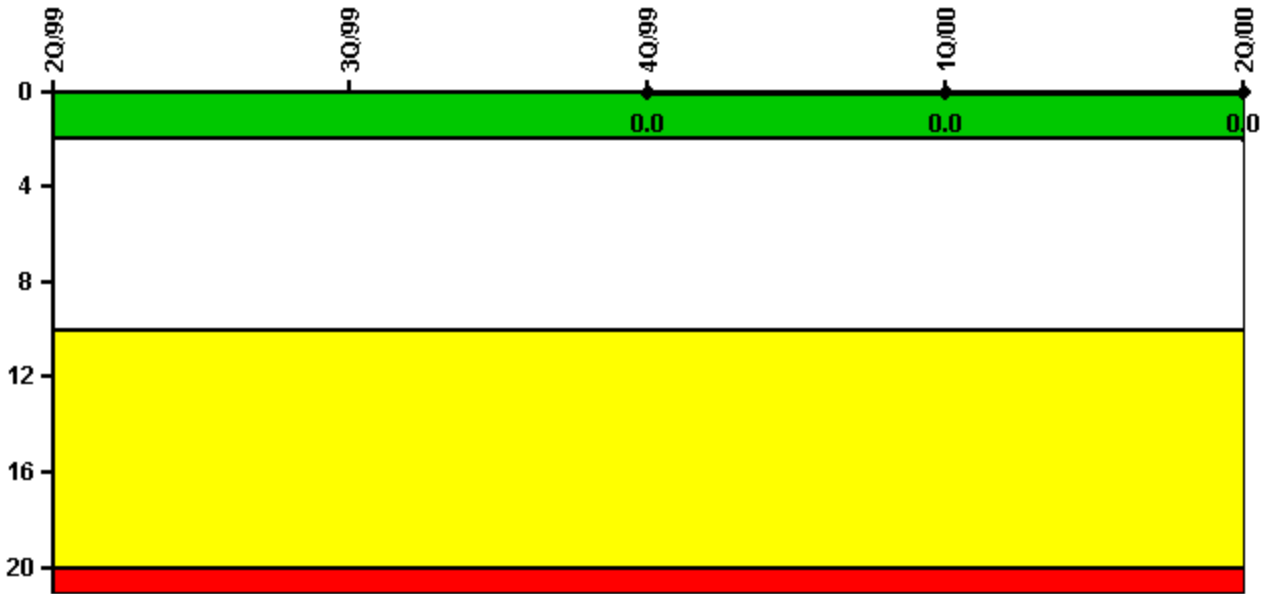
Thresholds: White > 3.0 Yellow > 6.0 Red > 25.0

Notes

Unplanned Scrams per 7000 Critical Hrs	2Q/99	3Q/99	4Q/99	1Q/00	2Q/00
Unplanned scrams	0	0	0	0	0
Critical hours	2111.6	2208.0	2209.0	1849.0	2080.3
Indicator value	0	0	0	0	0

Licensee Comments: none

Scrams with Loss of Normal Heat Removal



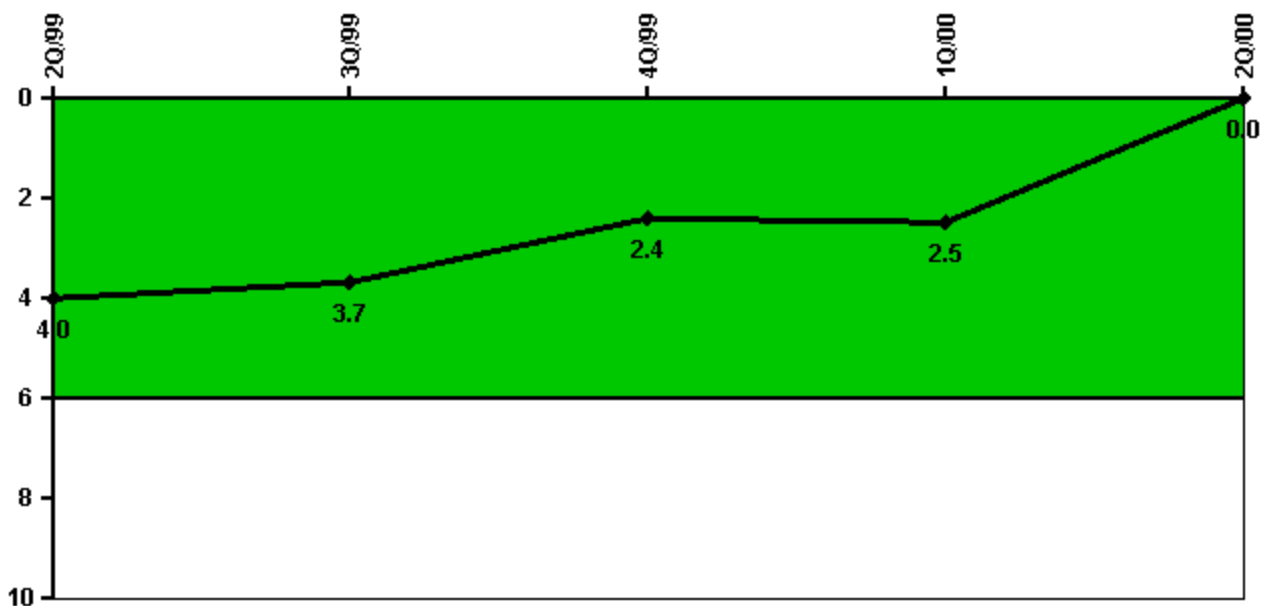
Thresholds: White > 2.0 Yellow > 10.0 Red > 20.0

Notes

Scrams with Loss of Normal Heat Removal	2Q/99	3Q/99	4Q/99	1Q/00	2Q/00
Scrams	0	0	0	0	0
Indicator value			0	0	0

Licensee Comments: none

Unplanned Power Changes per 7000 Critical Hrs



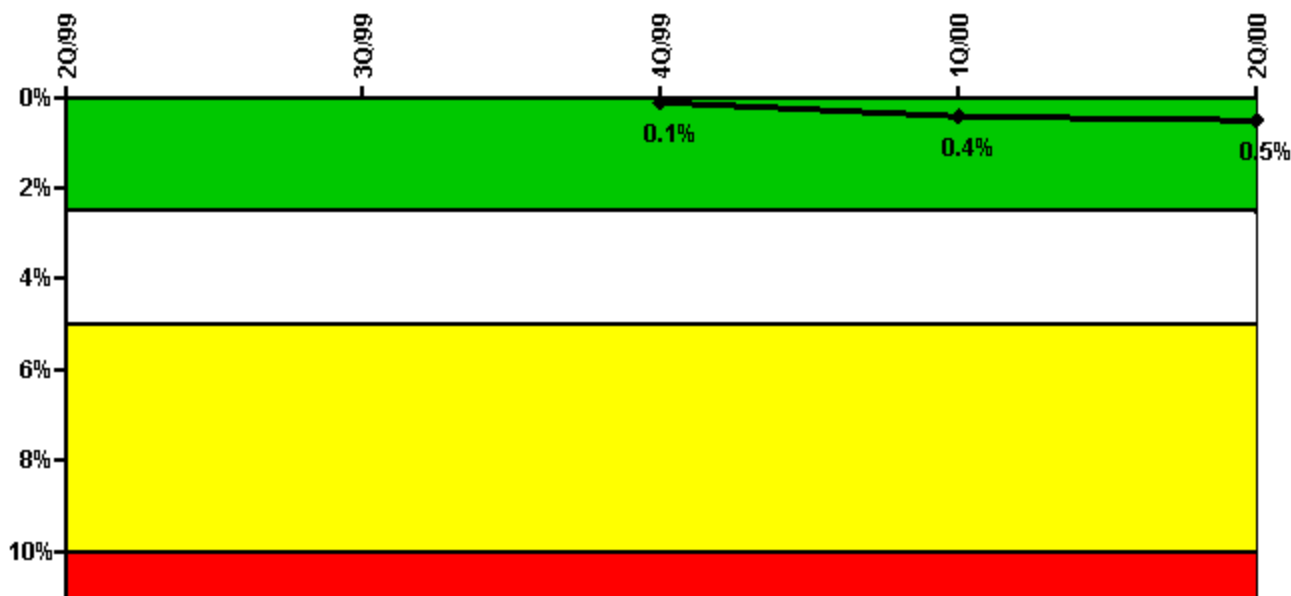
Thresholds: White > 6.0

Notes

Unplanned Power Changes per 7000 Critical Hrs	2Q/99	3Q/99	4Q/99	1Q/00	2Q/00
Unplanned power changes	3.0	0	0	0	0
Critical hours	2111.6	2208.0	2209.0	1849.0	2080.3
Indicator value	4.0	3.7	2.4	2.5	0

Licensee Comments: none

Safety System Unavailability, Emergency AC Power



Thresholds: **White** > 2.5% **Yellow** > 5.0% **Red** > 10.0%

Notes

Safety System Unavailability, Emergency AC Power	2Q/99	3Q/99	4Q/99	1Q/00	2Q/00
Train 1					
Planned unavailable hours	0	0	0	68.30	28.90
Unplanned unavailable hours	0	0	0	18.30	0
Fault exposure hours	0	0	0	7.40	0
Effective Reset hours	0	0	0	0	0
Required hours	2183.00	2208.00	2209.00	2184.00	2183.00
Train 2					
Planned unavailable hours	17.90	43.60	0	38.80	33.02
Unplanned unavailable hours	0	0	0	0	0
Fault exposure hours	0	0	0	0	0
Effective Reset hours	0	0	0	0	0
Required hours	2183.00	2208.00	2209.00	2184.00	2183.00
Indicator value			0.1%	0.4%	0.5%

Licensee Comments: none

Safety System Unavailability, High Pressure Injection System (HPSI)



Thresholds: White > 1.5% Yellow > 5.0% Red > 10.0%

Notes

Safety System Unavailability, High Pressure Injection System (HPSI)	2Q/99	3Q/99	4Q/99	1Q/00	2Q/00
Train 1					
Planned unavailable hours	0	0	0.90	66.10	2.30
Unplanned unavailable hours	0	0	0	0	0
Fault exposure hours	0	0	0	0	0
Effective Reset hours	0	0	0	0	0
Required hours	2111.60	2208.00	2209.00	1849.00	2080.30
Train 2					
Planned unavailable hours	0	0	18.20	50.70	0.30
Unplanned unavailable hours	0	0	0	0	0
Fault exposure hours	0	0	0	0	0
Effective Reset hours	0	0	0	0	0
Required hours	2111.60	2208.00	2209.00	1849.00	2080.30
Train 3					
Planned unavailable hours	0	0	0.40	72.70	0.70
Unplanned unavailable hours	0	0	0	0	0
Fault exposure hours	0	0	0	0	0
Effective Reset hours	0	0	0	0	0
Required hours	2111.60	2208.00	2209.00	1849.00	2080.30
Train 4					
Planned unavailable hours	0	0	94.00	46.60	0.78
Unplanned unavailable hours	0	0	0	0	0.50
Fault exposure hours	0	0	0	0	0
Effective Reset hours	0	0	0	0	0
Required hours	2111.60	2208.00	2209.00	1849.00	2080.30
Indicator value			0.5%	0.6%	0.6%

Licensee Comments: none

Safety System Unavailability, Heat Removal System (AFW)



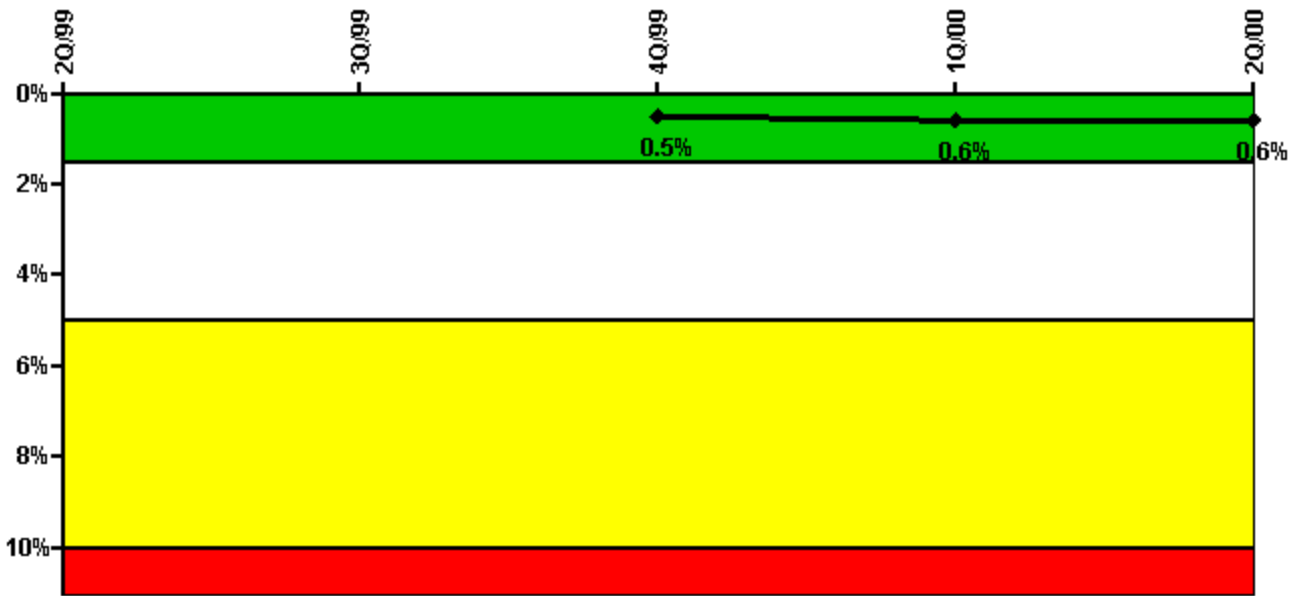
Thresholds: White > 2.0% Yellow > 6.0% Red > 12.0%

Notes

Safety System Unavailability, Heat Removal System (AFW)	2Q/99	3Q/99	4Q/99	1Q/00	2Q/00
Train 1					
Planned unavailable hours	0	0	29.80	7.00	16.42
Unplanned unavailable hours	0	0	0	0	0
Fault exposure hours	0	0	0	0	0
Effective Reset hours	0	0	0	0	0
Required hours	2111.60	2208.00	2209.00	1849.00	2080.30
Train 2					
Planned unavailable hours	0	0	24.20	64.40	4.03
Unplanned unavailable hours	0	9.90	0	0	0
Fault exposure hours	0	341.50	0	0	0
Effective Reset hours	0	0	0	0	0
Required hours	2111.60	2208.00	2209.00	1849.00	2080.30
Indicator value			0.9%	1.1%	1.0%

Licensee Comments: none

Safety System Unavailability, Residual Heat Removal System



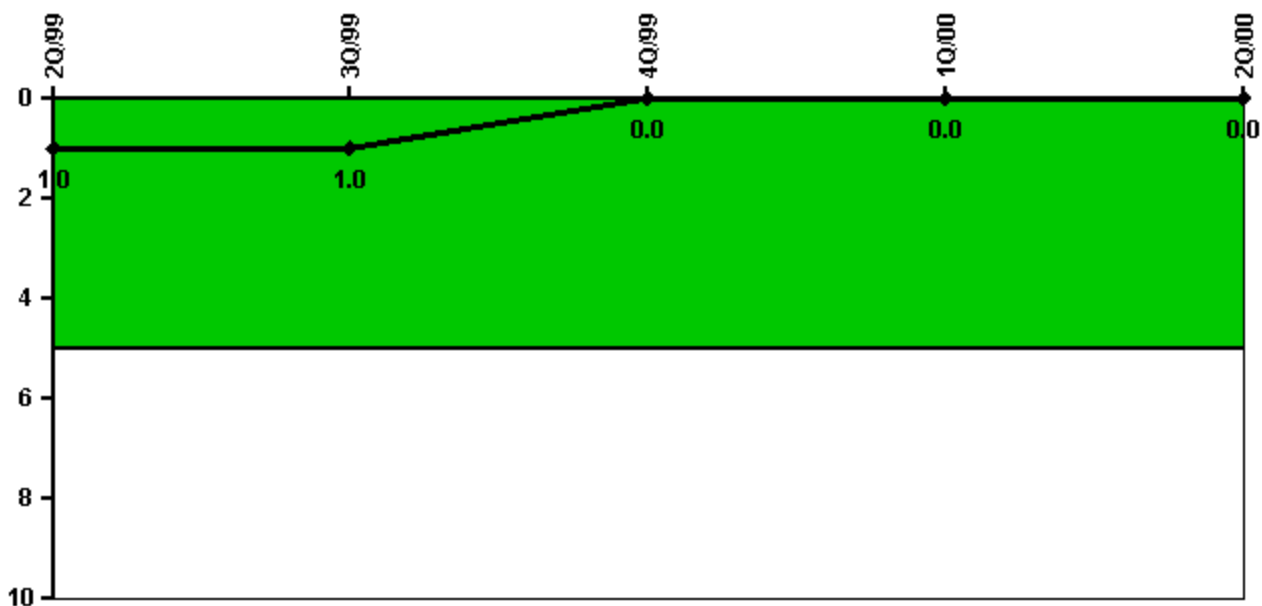
Thresholds: White > 1.5% Yellow > 5.0% Red > 10.0%

Notes

Safety System Unavailability, Residual Heat Removal System	2Q/99	3Q/99	4Q/99	1Q/00	2Q/00
Train 1					
Planned unavailable hours	0	0	0.90	51.40	2.68
Unplanned unavailable hours	0	0	0	0	0
Fault exposure hours	0	0	0	0	0
Effective Reset hours	0	0	0	0	0
Required hours	2183.00	2208.00	2209.00	2184.00	2183.00
Train 2					
Planned unavailable hours	0	0	0.70	109.30	0.77
Unplanned unavailable hours	0	0	0	0	0
Fault exposure hours	0	0	0	0	0
Effective Reset hours	0	0	0	0	0
Required hours	2183.00	2208.00	2209.00	2184.00	2183.00
Indicator value			0.5%	0.6%	0.6%

Licensee Comments: none

Safety System Functional Failures (PWR)



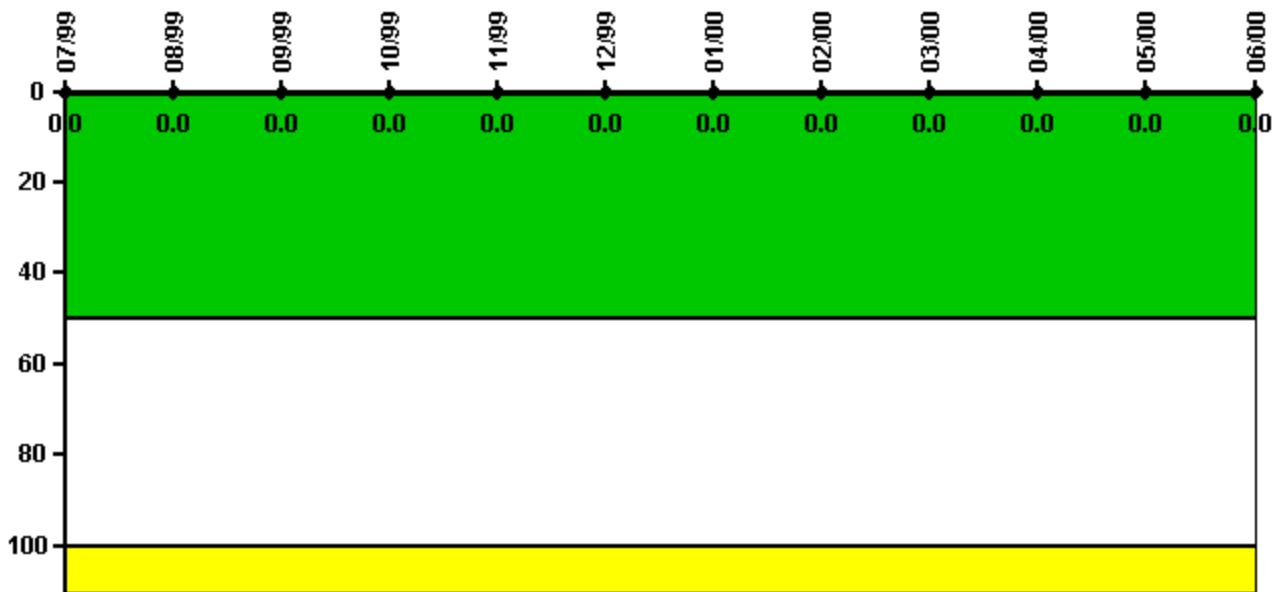
Thresholds: White > 5.0

Notes

Safety System Functional Failures (PWR)	2Q/99	3Q/99	4Q/99	1Q/00	2Q/00
Safety System Functional Failures	0	0	0	0	0
Indicator value	1	1	0	0	0

Licensee Comments: none

Reactor Coolant System Activity



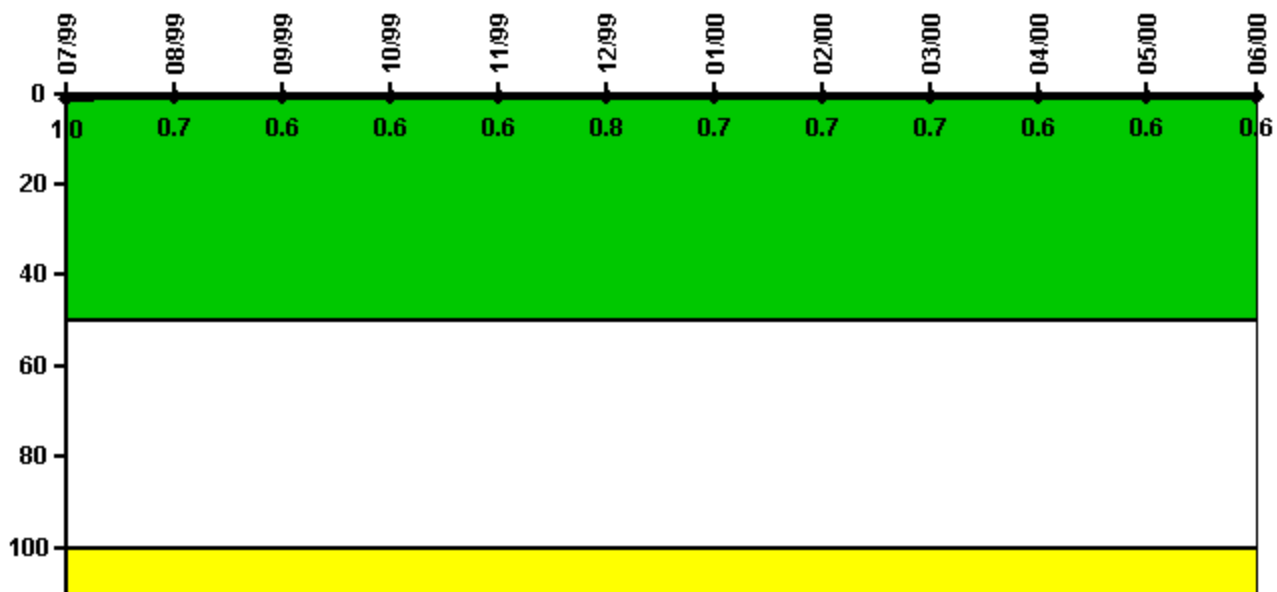
Thresholds: White > 50.0 Yellow > 100.0

Notes

Reactor Coolant System Activity	7/99	8/99	9/99	10/99	11/99	12/99	1/00	2/00	3/00	4/00	5/00	6/00
Maximum activity	0.000300	0.000300	0.000400	0.000300	0.000300	0.000300	0.000353	0.000341	0.000283	0.000198	0.000218	0.000249
Technical specification limit	1.0	1.0	1.0	1.0	1.0	1.0	1.0	1.0	1.0	1.0	1.0	1.0
Indicator value	0	0	0	0	0	0	0	0	0	0	0	0

Licensee Comments: none

Reactor Coolant System Leakage



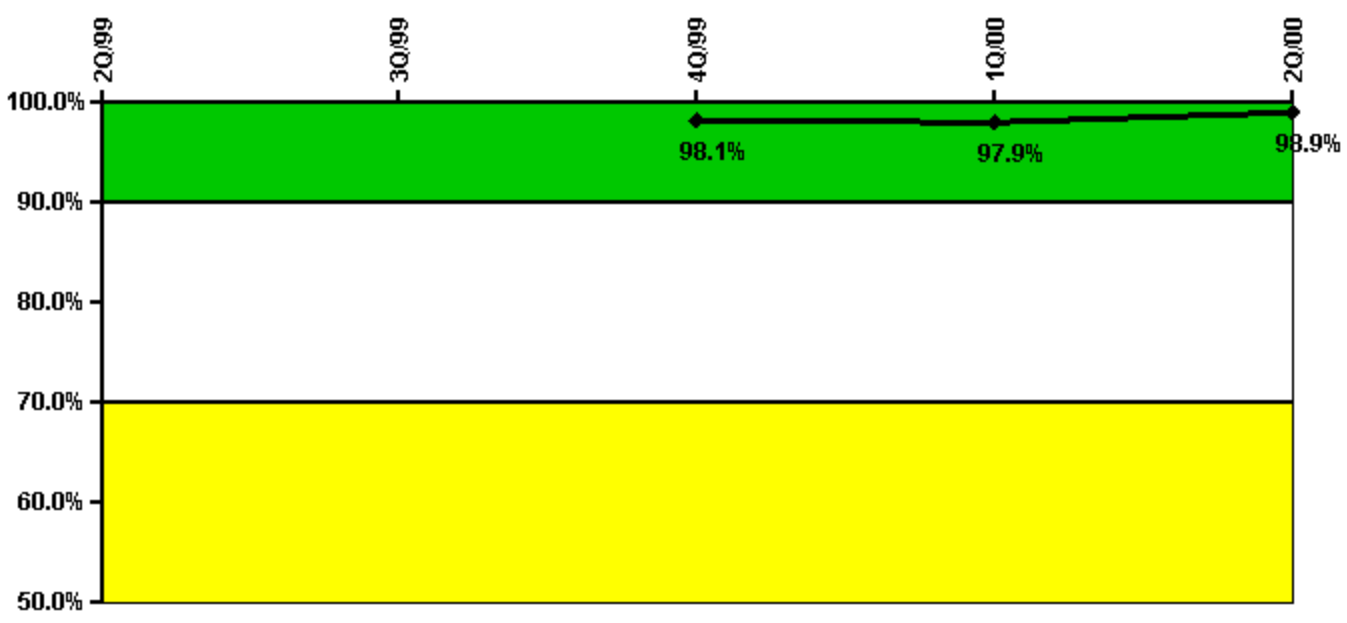
Thresholds: White > 50.0 Yellow > 100.0

Notes

Reactor Coolant System Leakage	7/99	8/99	9/99	10/99	11/99	12/99	1/00	2/00	3/00	4/00	5/00	6/00
Maximum leakage	0.100	0.069	0.057	0.064	0.056	0.080	0.068	0.070	0.072	0.063	0.056	0.057
Technical specification limit	10.0	10.0	10.0	10.0	10.0	10.0	10.0	10.0	10.0	10.0	10.0	10.0
Indicator value	1.0	0.7	0.6	0.6	0.6	0.8	0.7	0.7	0.7	0.6	0.6	0.6

Licensee Comments: none

Drill/Exercise Performance



Thresholds: White < 90.0% Yellow < 70.0%

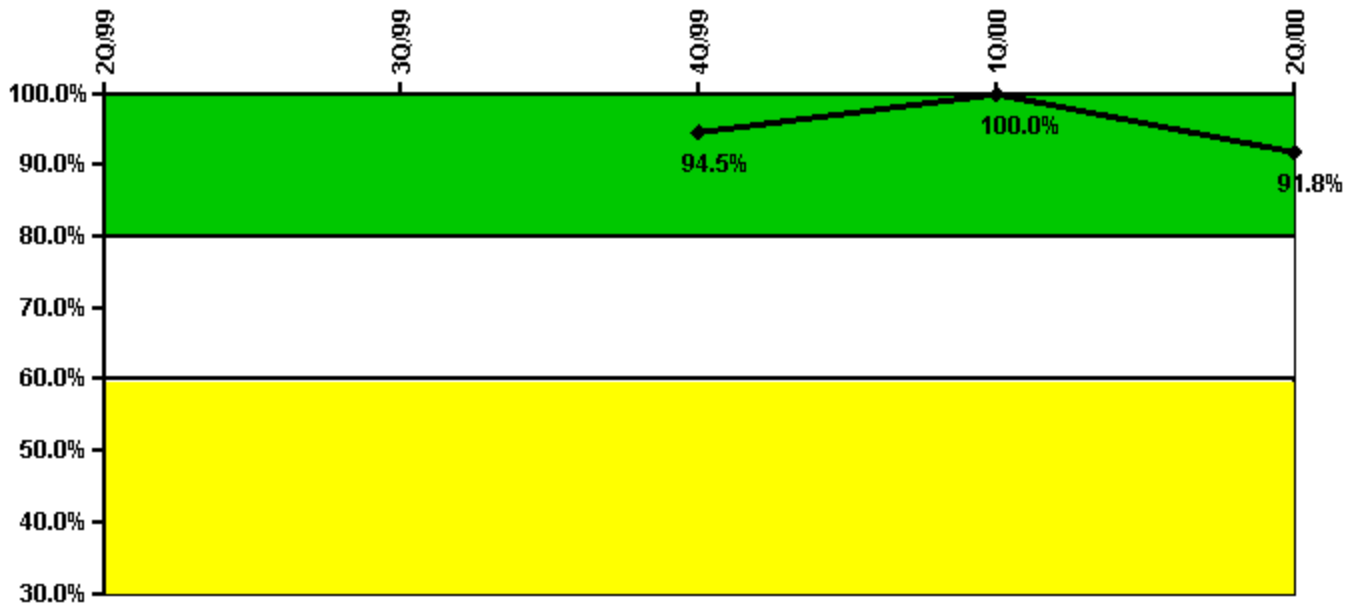
Notes

Drill/Exercise Performance	2Q/99	3Q/99	4Q/99	1Q/00	2Q/00
Successful opportunities	15.0	37.0	37.0	35.0	8.0
Total opportunities	15.0	37.0	38.0	36.0	8.0
Indicator value			98.1%	97.9%	98.9%

Licensee Comments:

2Q/00: ComEd has reviewed the guidance for determining the number of opportunities for the Emergency Response Organization (ERO) Drill / Exercise Performance Indicator. The process ComEd uses to make a notification for a concurrent classification of General Emergency and initial Protective Action Recommendation (PAR) for that classification cannot be logically separated into two notifications. The notification is made via the same call to the same audience. Success criteria requires both the classification and PAR to be timely and accurate to count as a success. Therefore, the notification is counted as one opportunity instead of two as suggested by the NEI guidance.

ERO Drill Participation



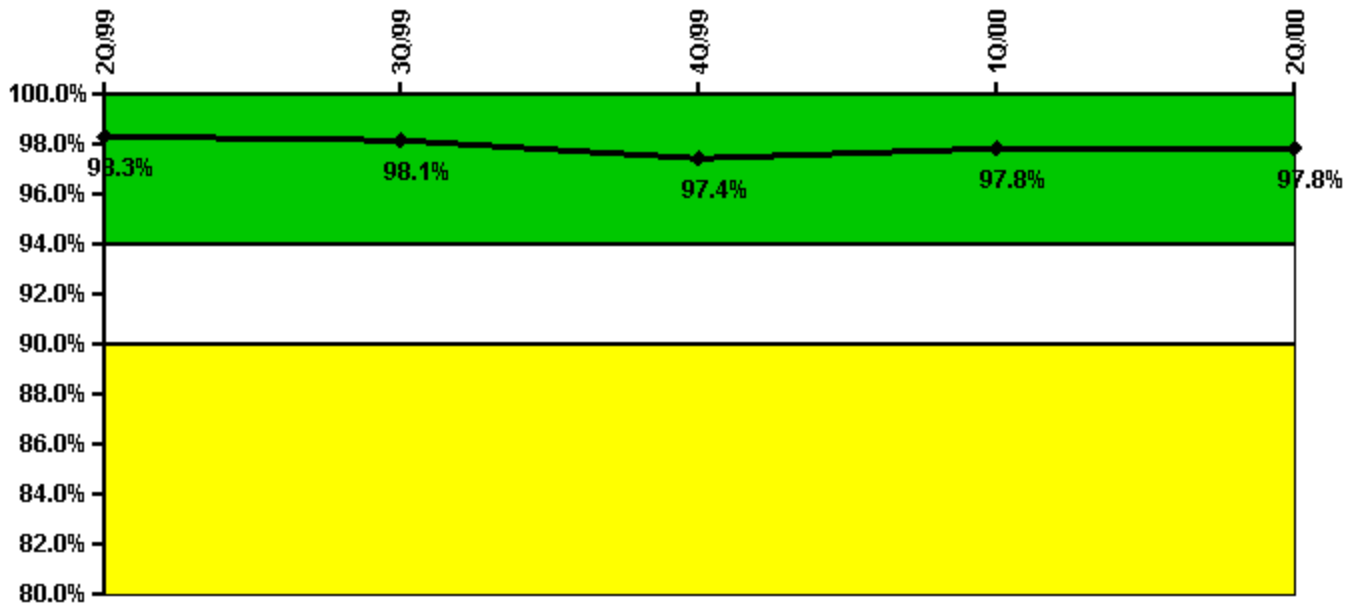
Thresholds: White < 80.0% Yellow < 60.0%

Notes

ERO Drill Participation	2Q/99	3Q/99	4Q/99	1Q/00	2Q/00
Participating Key personnel			52.0	61.0	56.0
Total Key personnel			55.0	61.0	61.0
Indicator value			94.5%	100.0%	91.8%

Licensee Comments: none

Alert & Notification System



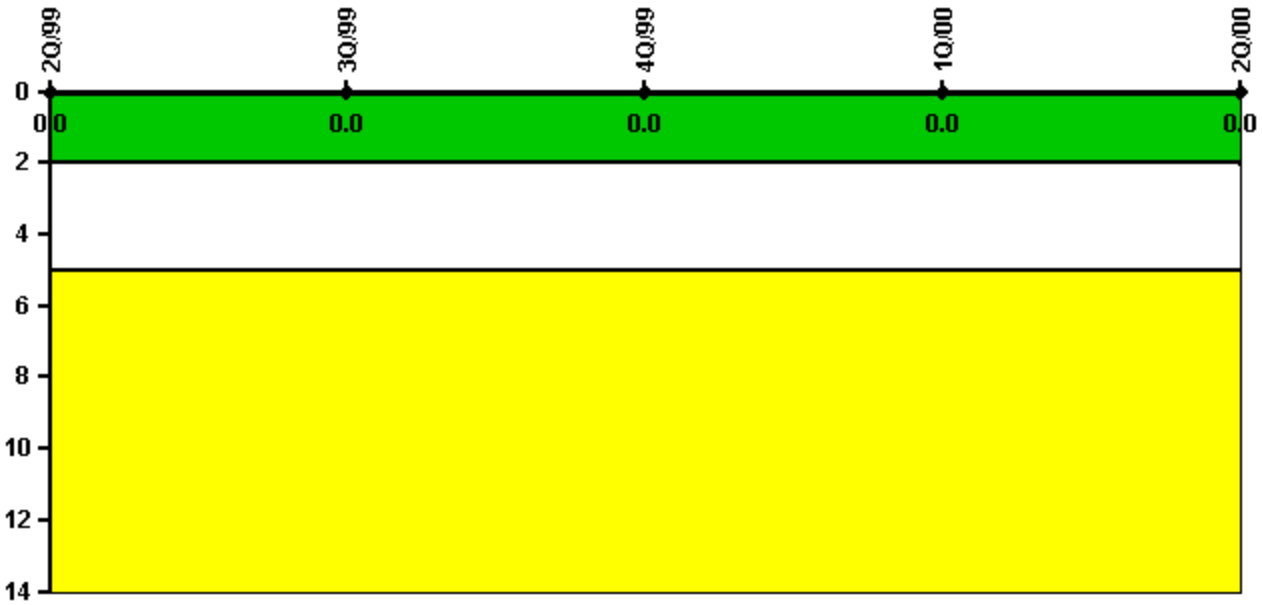
Thresholds: White < 94.0% Yellow < 90.0%

Notes

Alert & Notification System	2Q/99	3Q/99	4Q/99	1Q/00	2Q/00
Successful siren-tests	4394	4506	4379	4504	4383
Total sirens-tests	4544	4615	4473	4544	4544
Indicator value	98.3%	98.1%	97.4%	97.8%	97.8%

Licensee Comments: none

Occupational Exposure Control Effectiveness



Thresholds: White > 2.0 Yellow > 5.0

Notes

Occupational Exposure Control Effectiveness	2Q/99	3Q/99	4Q/99	1Q/00	2Q/00
High radiation area occurrences	0	0	0	0	0
Very high radiation area occurrences	0	0	0	0	0
Unintended exposure occurrences	0	0	0	0	0
Indicator value	0	0	0	0	0

Licensee Comments: none

RETS/ODCM Radiological Effluent



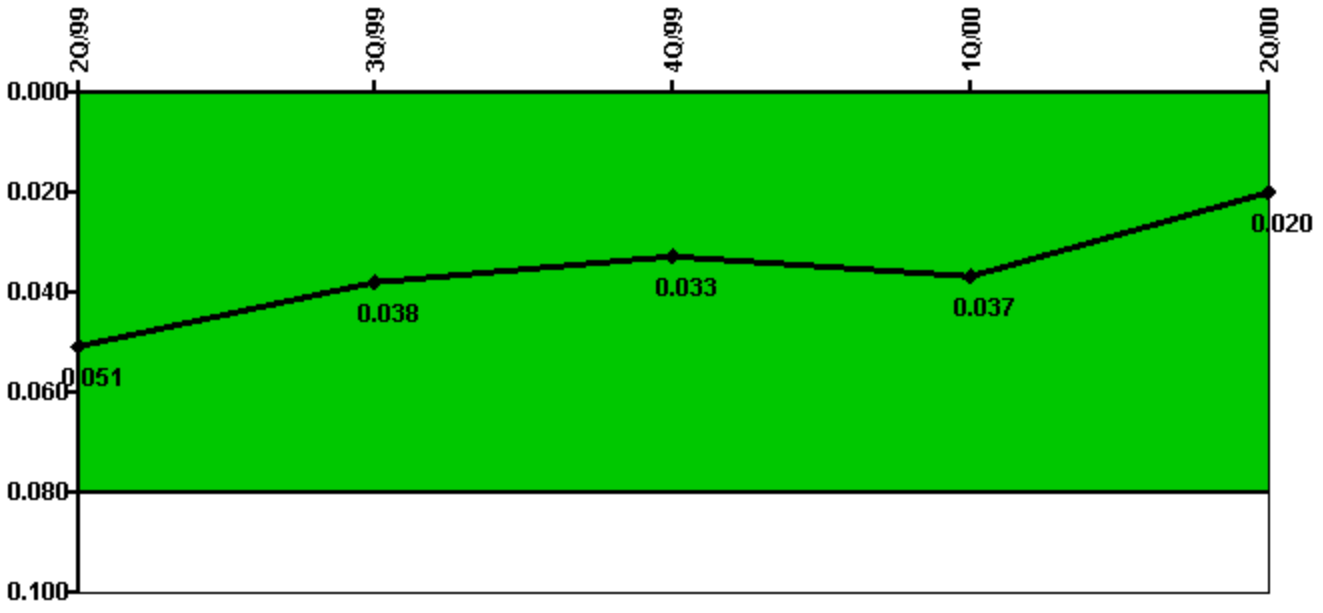
Thresholds: White > 1.0 Yellow > 3.0

Notes

RETS/ODCM Radiological Effluent	2Q/99	3Q/99	4Q/99	1Q/00	2Q/00
RETS/ODCM occurrences	0	0	0	0	0
Indicator value	0	0	0	0	0

Licensee Comments: none

Protected Area Security Performance Index



Thresholds: White > 0.080


Notes

Protected Area Security Performance Index	2Q/99	3Q/99	4Q/99	1Q/00	2Q/00
IDS compensatory hours	452.20	205.00	79.10	78.20	33.40
CCTV compensatory hours	49.6	98.0	0	4.9	0
IDS normalization factor	2.00	2.00	2.00	1.65	1.65
CCTV normalization factor	1.0	1.0	1.0	1.0	1.0
Index Value	0.051	0.038	0.033	0.037	0.020

Licensee Comments:

2Q/00: A clarification of FAQ #59 has been submitted to the NEI / NRC Task Forces. ComEd's practice has been that if a zone is required to be declared inoperable for a compliance issue (associated with a security plan commitment), but the zone remains functional (capable of performing its intended function), then the hours associated with the compensatory posting are not counted as long as maintenance / testing proves the zone to be operable assuming that no corrective maintenance was required. ComEd contends that if the zone tests acceptably per the standard test procedures, there is no added value to have maintenance check operable equipment.

Personnel Screening Program



Thresholds: White > 2.0 Yellow > 5.0

Notes

Personnel Screening Program	2Q/99	3Q/99	4Q/99	1Q/00	2Q/00
Program failures	0	0	0	0	0
Indicator value	0	0	0	0	0

Licensee Comments: none

FFD/Personnel Reliability



Thresholds: White > 2.0 Yellow > 5.0

Notes

FFD/Personnel Reliability	2Q/99	3Q/99	4Q/99	1Q/00	2Q/00
Program Failures	0	0	0	0	0
Indicator value	0	0	0	0	0

Licensee Comments: none

[PI Summary](#) | [Inspection Findings Summary](#) | [Reactor Oversight Process](#)

Last Modified: April 1, 2002