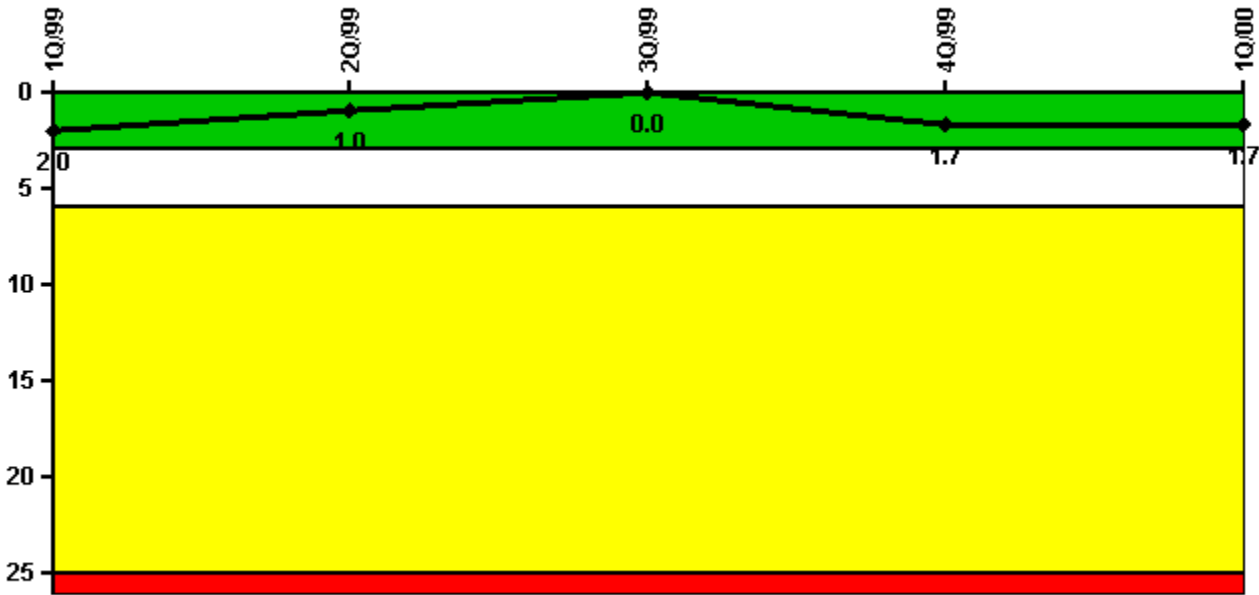


FitzPatrick

1Q/2000 Performance Indicators

Licensee's General Comments: none

Unplanned Scrams per 7000 Critical Hrs



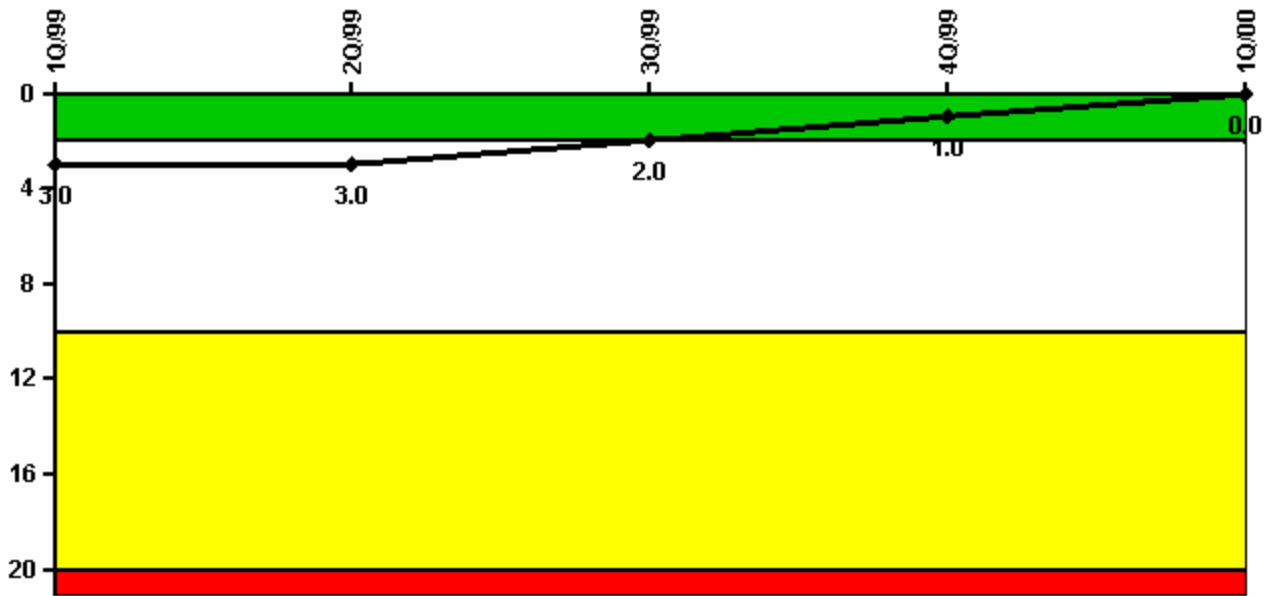
Thresholds: White > 3.0 Yellow > 6.0 Red > 25.0

Notes

Unplanned Scrams per 7000 Critical Hrs	1Q/99	2Q/99	3Q/99	4Q/99	1Q/00
Unplanned scrams	0	0	0	2.0	0
Critical hours	2160.0	2183.0	2145.0	1878.8	2184.0
Indicator value	2.0	1.0	0	1.7	1.7

Licensee Comments: none

Scrams with Loss of Normal Heat Removal



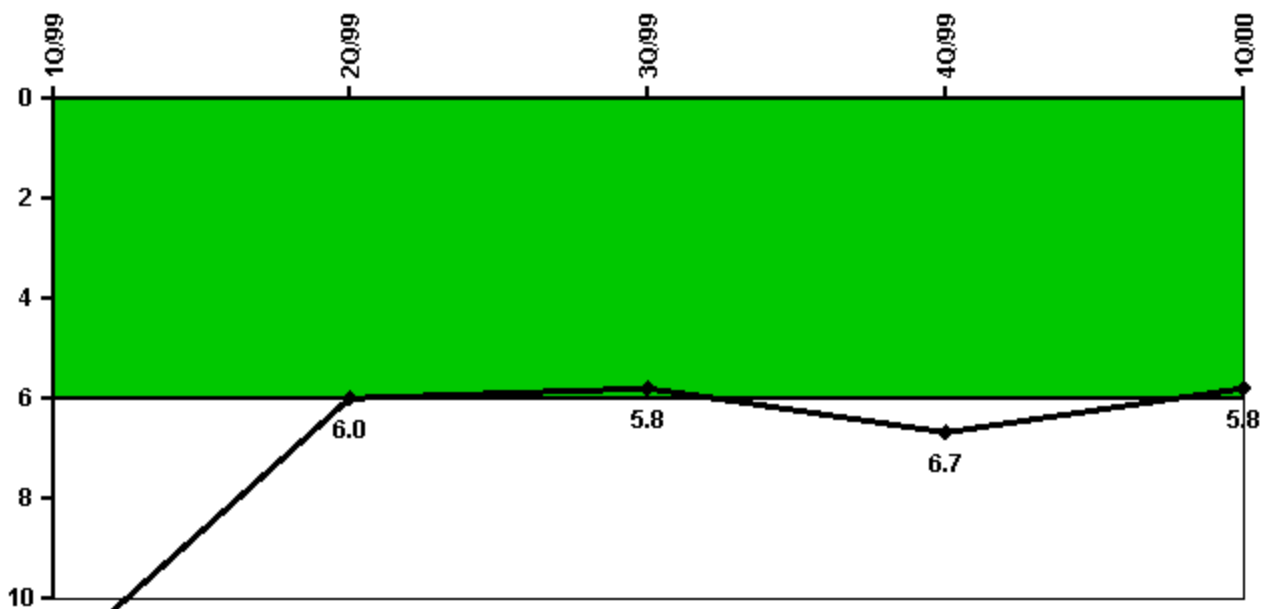
Thresholds: White > 2.0 Yellow > 10.0 Red > 20.0

Notes

Scrams with Loss of Normal Heat Removal	1Q/99	2Q/99	3Q/99	4Q/99	1Q/00
Scrams	0	0	0	0	0
Indicator value	3.0	3.0	2.0	1.0	0

Licensee Comments: none

Unplanned Power Changes per 7000 Critical Hrs



Thresholds: White > 6.0

Notes

Unplanned Power Changes per 7000 Critical Hrs	1Q/99	2Q/99	3Q/99	4Q/99	1Q/00
Unplanned power changes	2.0	0	3.0	3.0	1.0
Critical hours	2160.0	2183.0	2145.0	1878.8	2184.0
Indicator value	11.3	6.0	5.8	6.7	5.8

Licensee Comments: none

Safety System Unavailability, Emergency AC Power, >2EDG



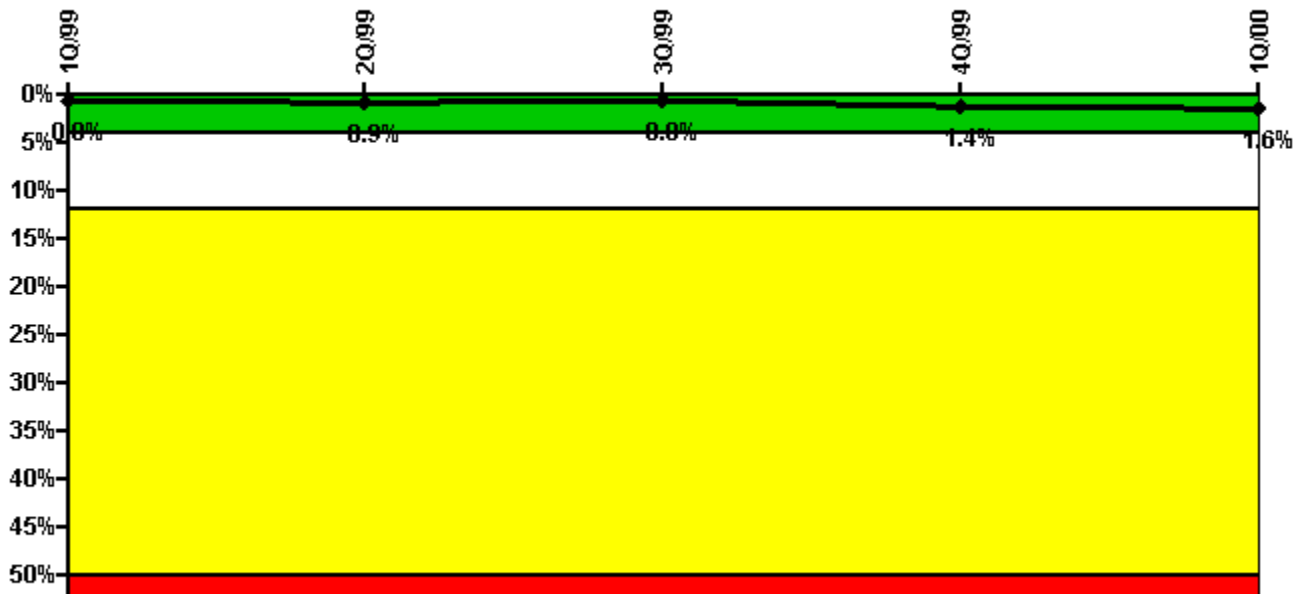
Thresholds: White > 2.5% Yellow > 10.0% Red > 20.0%

Notes

Safety System Unavailability, Emergency AC Power, >2EDG	1Q/99	2Q/99	3Q/99	4Q/99	1Q/00
Train 1					
Planned unavailable hours	40.88	8.58	12.11	9.70	30.86
Unplanned unavailable hours	0	65.25	0.33	0	0
Fault exposure hours	0	0	0	0	0
Effective Reset hours	0	0	0	0	0
Required hours	2160.00	2183.00	2208.00	2209.00	2184.00
Train 2					
Planned unavailable hours	0	106.18	11.07	11.84	30.04
Unplanned unavailable hours	0	0.35	0	0.68	0.33
Fault exposure hours	0	0	0	0	0
Effective Reset hours	0	0	0	0	0
Required hours	2160.00	2183.00	2208.00	2209.00	2184.00
Train 3					
Planned unavailable hours	0	11.22	79.98	9.70	15.01
Unplanned unavailable hours	0	0	0.33	0	0
Fault exposure hours	0	0	0	0	0
Effective Reset hours	0	0	0	0	0
Required hours	2160.00	2183.00	2208.00	2209.00	2184.00
Train 4					
Planned unavailable hours	0	9.18	11.07	91.79	10.92
Unplanned unavailable hours	14.96	0.35	0	0.68	0.33
Fault exposure hours	335.75	0	0	0	0
Effective Reset hours	0	0	0	0	0
Required hours	2160.00	2183.00	2208.00	2209.00	2184.00
Indicator value	1.4%	1.5%	1.5%	1.7%	1.7%

Licensee Comments: none

Safety System Unavailability, High Pressure Injection System (HPCI)



Thresholds: White > 4.0% Yellow > 12.0% Red > 50.0%

Notes

Safety System Unavailability, High Pressure Injection System (HPCI)	1Q/99	2Q/99	3Q/99	4Q/99	1Q/00
Train 1					
Planned unavailable hours	3.83	7.48	8.40	0	6.50
Unplanned unavailable hours	0.70	16.97	5.70	132.38	48.62
Fault exposure hours	0	0	0	0	0
Effective Reset hours	0	0	0	0	0
Required hours	2160.00	2183.00	2144.97	1878.78	2184.00
Indicator value	0.8%	0.9%	0.8%	1.4%	1.6%

Licensee Comments:

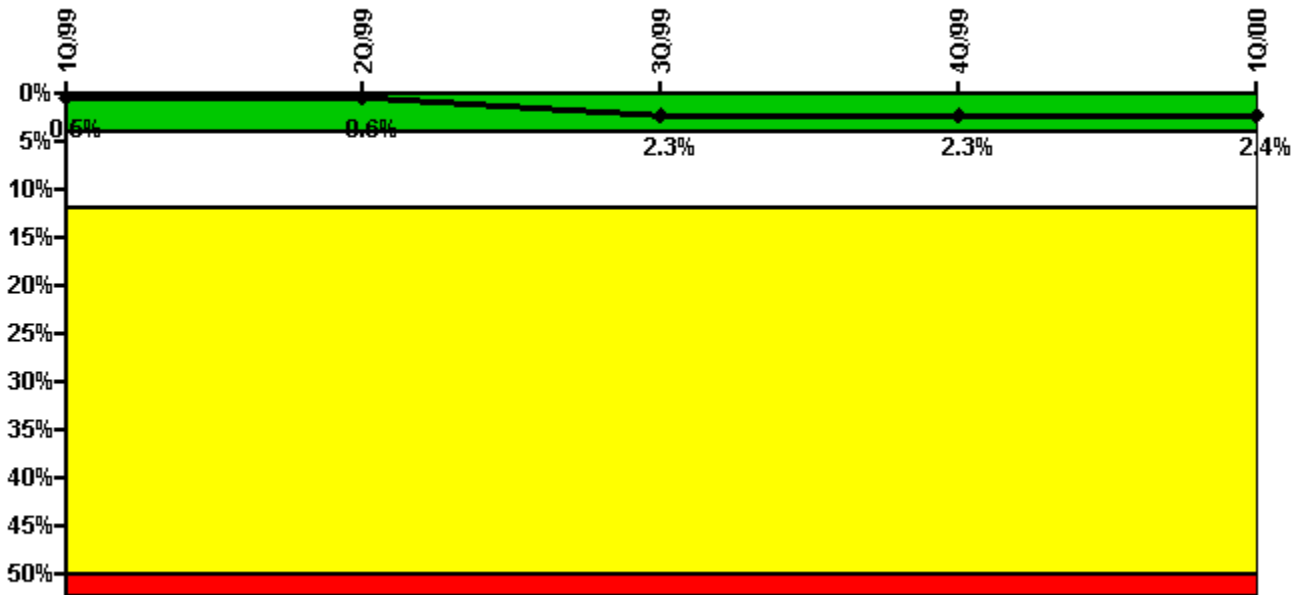
1Q/00: Fault exposure hours removed from 4th Qtr 1999 due to failure identified as an ancient design error. This change affects PI color.

1Q/00: Fault exposure hours removed from 4th Qtr 1999 due to failure identified as an ancient design error. This change affects PI color.

4Q/99: Planned unavailability due to surveillance testing. Unplanned unavailability due to higher than expected speed condition during 10/27 surveillance testing. Fault exposure unavailability due to potential system unavailability due to HPCI overspeed condition during 10/14 SCRAM. Engineering evaluation of HPCI ongoing. Results may reduce total Fault Exposure unavailability hours.

4Q/99: Planned unavailability due to surveillance testing. Unplanned unavailability due to higher than expected speed condition during 10/27 surveillance testing. Fault exposure unavailability due to potential system unavailability due to HPCI overspeed condition during 10/14 SCRAM. Engineering evaluation of HPCI ongoing. Results may reduce total Fault Exposure unavailability hours.

Safety System Unavailability, Heat Removal System (RCIC)



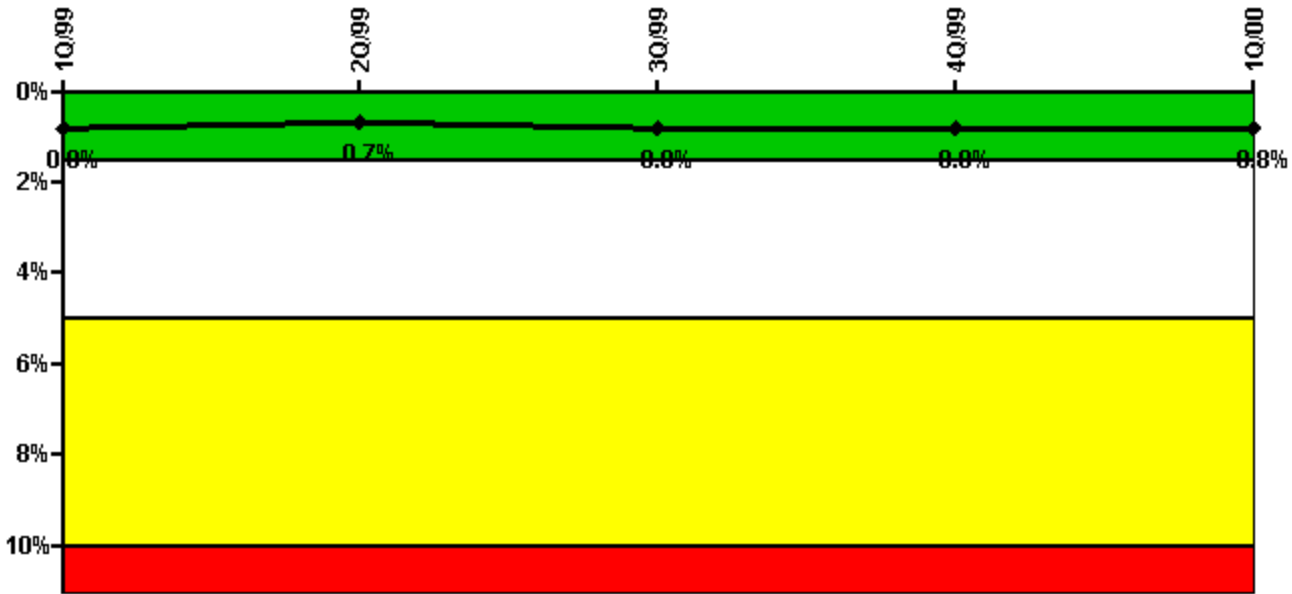
Thresholds: White > 4.0% Yellow > 12.0% Red > 50.0%

Notes

Safety System Unavailability, Heat Removal System (RCIC)	1Q/99	2Q/99	3Q/99	4Q/99	1Q/00
Train 1					
Planned unavailable hours	0	3.20	0	6.53	34.73
Unplanned unavailable hours	0	11.00	37.70	0	0
Fault exposure hours	0	0	361.40	0	0
Effective Reset hours	0	0	0	0	0
Required hours	2160.00	2183.00	2144.97	1878.78	2184.00
Indicator value	0.5%	0.6%	2.3%	2.3%	2.4%

Licensee Comments: none

Safety System Unavailability, Residual Heat Removal System



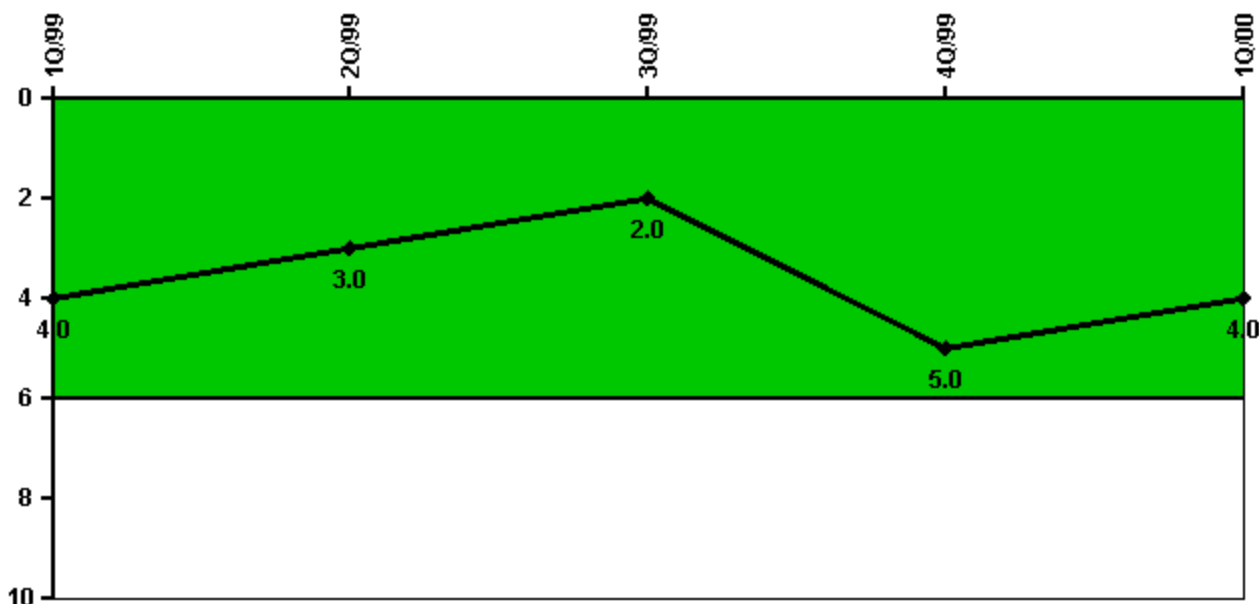
Thresholds: White > 1.5% Yellow > 5.0% Red > 10.0%

Notes

Safety System Unavailability, Residual Heat Removal System	1Q/99	2Q/99	3Q/99	4Q/99	1Q/00
Train 1					
Planned unavailable hours	15.70	0	0	0	8.87
Unplanned unavailable hours	0	0	0	10.88	0
Fault exposure hours	0	0	0	0	0
Effective Reset hours	0	0	0	0	0
Required hours	2160.00	2183.00	2208.00	2209.00	2184.00
Train 2					
Planned unavailable hours	0	0	0	23.10	0
Unplanned unavailable hours	0	0	33.85	0	0
Fault exposure hours	0	0	0	0	0
Effective Reset hours	0	0	0	0	0
Required hours	2160.00	2183.00	2208.00	2209.00	2184.00
Indicator value	0.8%	0.7%	0.8%	0.8%	0.8%

Licensee Comments: none

Safety System Functional Failures (BWR)



Thresholds: White > 6.0

Notes

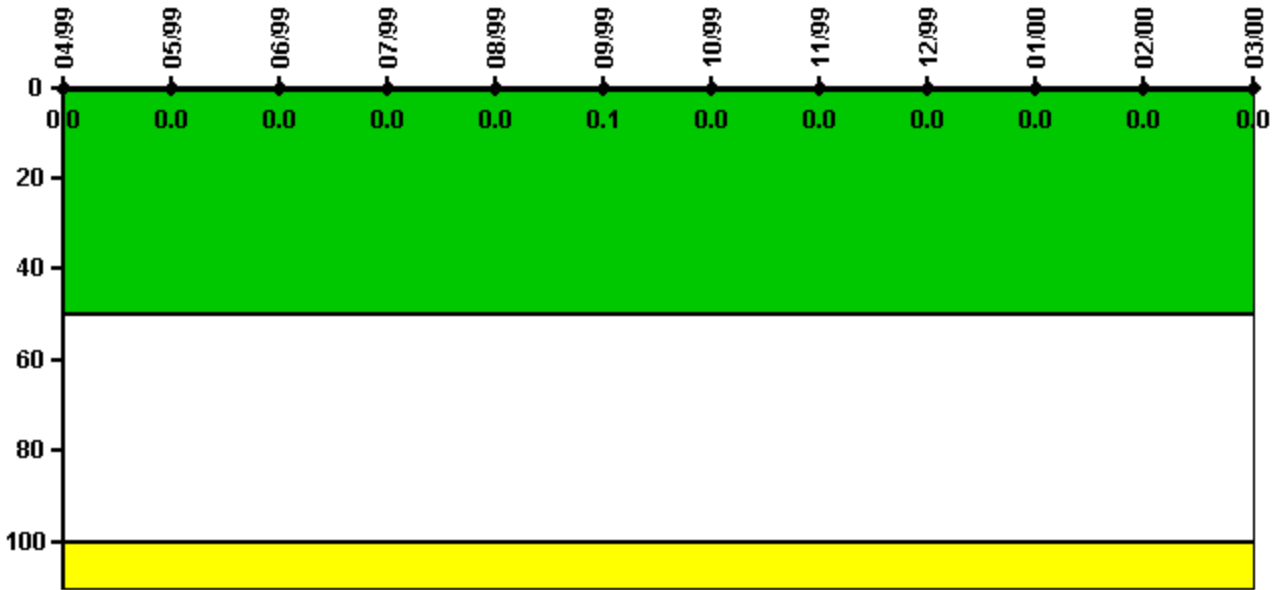
Safety System Functional Failures (BWR)	1Q/99	2Q/99	3Q/99	4Q/99	1Q/00
Safety System Functional Failures	2	0	0	3	1
Indicator value	4	3	2	5	4

Licensee Comments:

1Q/00: Further evaluation of LER 99-08 determined that it may have constituted a SSFF and data from October 1999 was revised to add the failure. Further evaluation of LER 99-11 determined that it may have constituted a SSFF and data from November 1999 was revised to add a failure. Evaluation of LER 00-002 determined that it may have constituted a SSFF and it is reported in the March 2000 data. Change does not affect PI color.

4Q/99: LER 99-08, HPCI inoperable. LER 99-10 HPCI functional failure due to an overspeed condition. LER 99-11 HPCI functional failure due to higher than normal speed condition during surveillance testing. Further evaluation of LER 99-08 and LER 99-11 determined these LERs not to be classified as Safety System Functional Failures.

Reactor Coolant System Activity



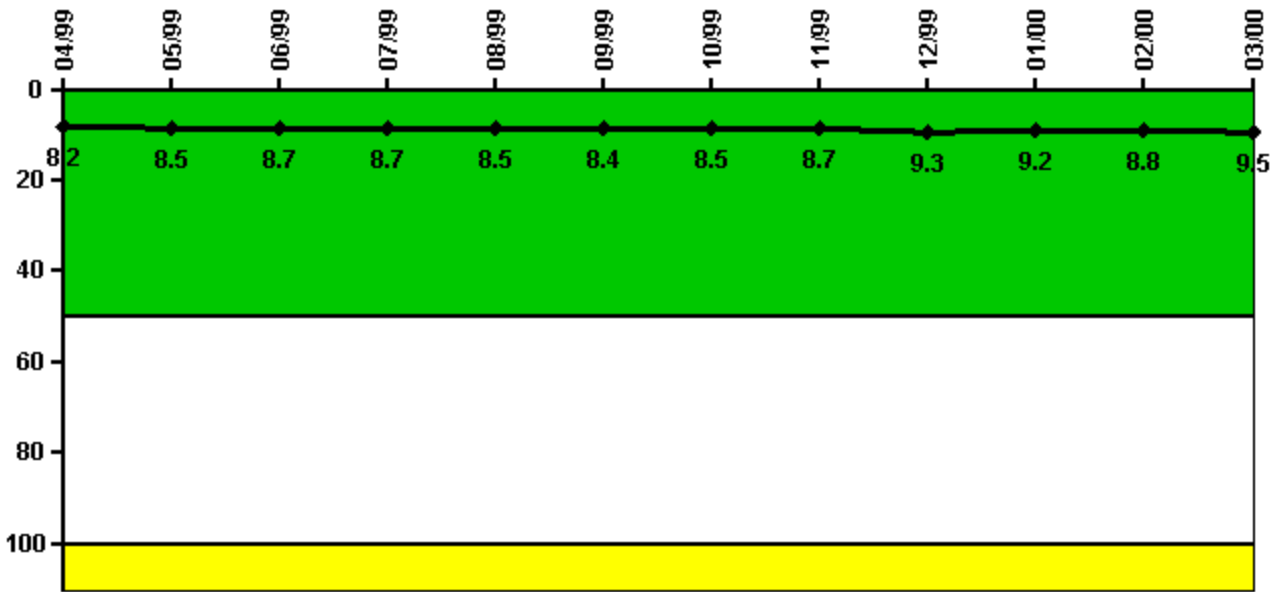
Thresholds: White > 50.0 Yellow > 100.0

Notes

Reactor Coolant System Activity	4/99	5/99	6/99	7/99	8/99	9/99	10/99	11/99	12/99	1/00	2/00	3/00
Maximum activity	0.000051	0.000057	0.000057	0.000069	0.000052	0.000119	0.000064	0.000081	0.000043	0.000060	0.000024	0.000018
Technical specification limit	0.2	0.2	0.2	0.2	0.2	0.2	0.2	0.2	0.2	0.2	0.2	0.2
Indicator value	0	0	0	0	0	0.1	0	0	0	0	0	0

Licensee Comments: none

Reactor Coolant System Leakage



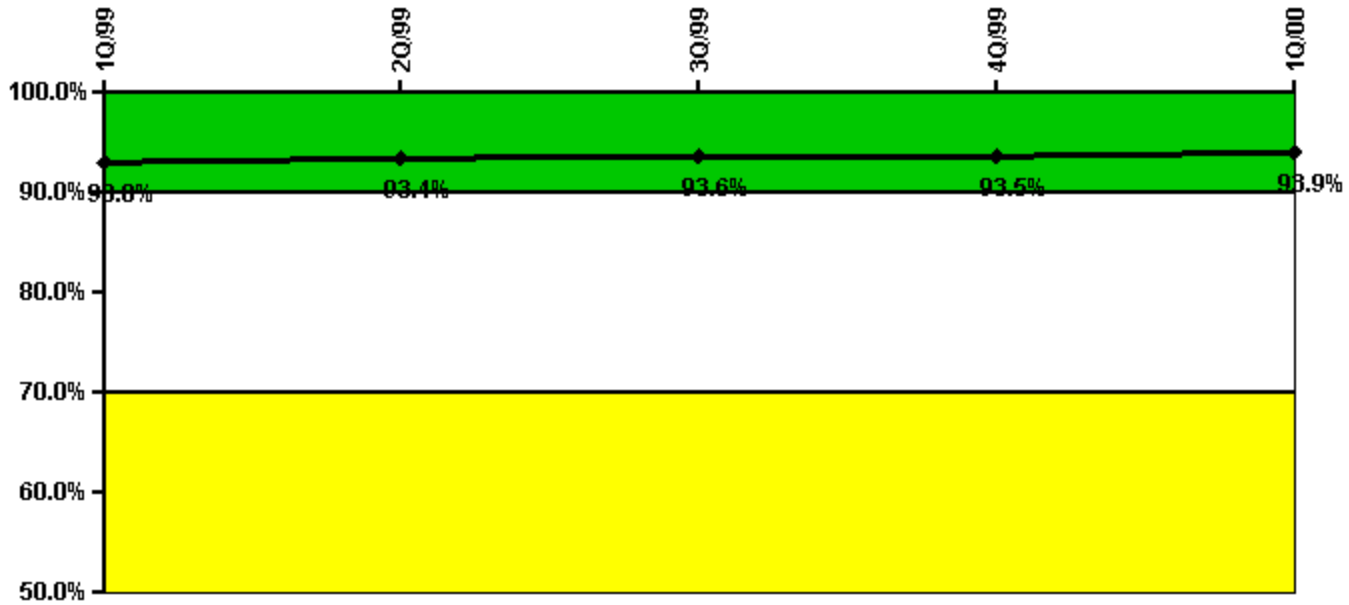
Thresholds: White > 50.0 Yellow > 100.0

Notes

Reactor Coolant System Leakage	4/99	5/99	6/99	7/99	8/99	9/99	10/99	11/99	12/99	1/00	2/00	3/00
Maximum leakage	2.050	2.130	2.170	2.170	2.130	2.090	2.130	2.170	2.330	2.290	2.210	2.380
Technical specification limit	25.0	25.0	25.0	25.0	25.0	25.0	25.0	25.0	25.0	25.0	25.0	25.0
Indicator value	8.2	8.5	8.7	8.7	8.5	8.4	8.5	8.7	9.3	9.2	8.8	9.5

Licensee Comments: none

Drill/Exercise Performance




Thresholds: White < 90.0% Yellow < 70.0%

Notes

Drill/Exercise Performance	1Q/99	2Q/99	3Q/99	4Q/99	1Q/00
Successful opportunities	10.0	4.0	24.0	21.0	10.0
Total opportunities	10.0	4.0	25.0	22.0	10.0
Indicator value	93.0%	93.4%	93.6%	93.5%	93.9%

Licensee Comments: none

ERO Drill Participation



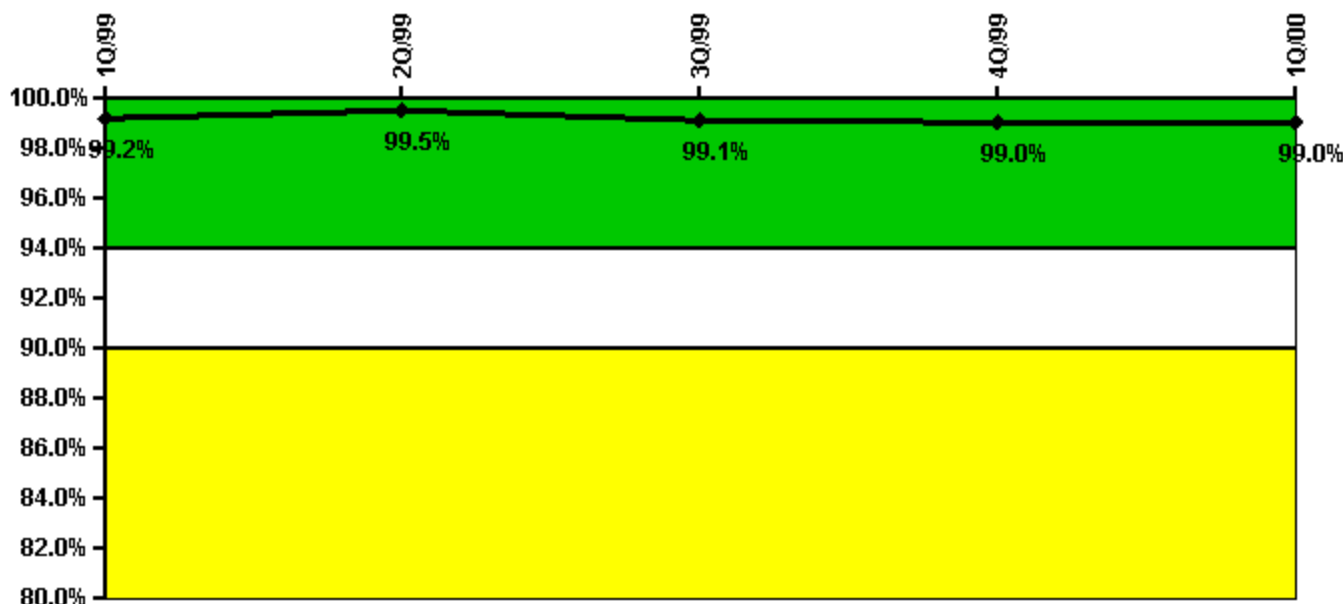
Thresholds: White < 80.0% Yellow < 60.0%

Notes

ERO Drill Participation	1Q/99	2Q/99	3Q/99	4Q/99	1Q/00
Participating Key personnel	47.0	47.0	51.0	51.0	54.0
Total Key personnel	47.0	47.0	51.0	51.0	54.0
Indicator value	100.0%	100.0%	100.0%	100.0%	100.0%

Licensee Comments: none

Alert & Notification System



Thresholds: White < 94.0% Yellow < 90.0%

Notes

Alert & Notification System	1Q/99	2Q/99	3Q/99	4Q/99	1Q/00
Successful siren-tests	845	738	726	732	733
Total sirens-tests	851	740	740	740	740
Indicator value	99.2%	99.5%	99.1%	99.0%	99.0%

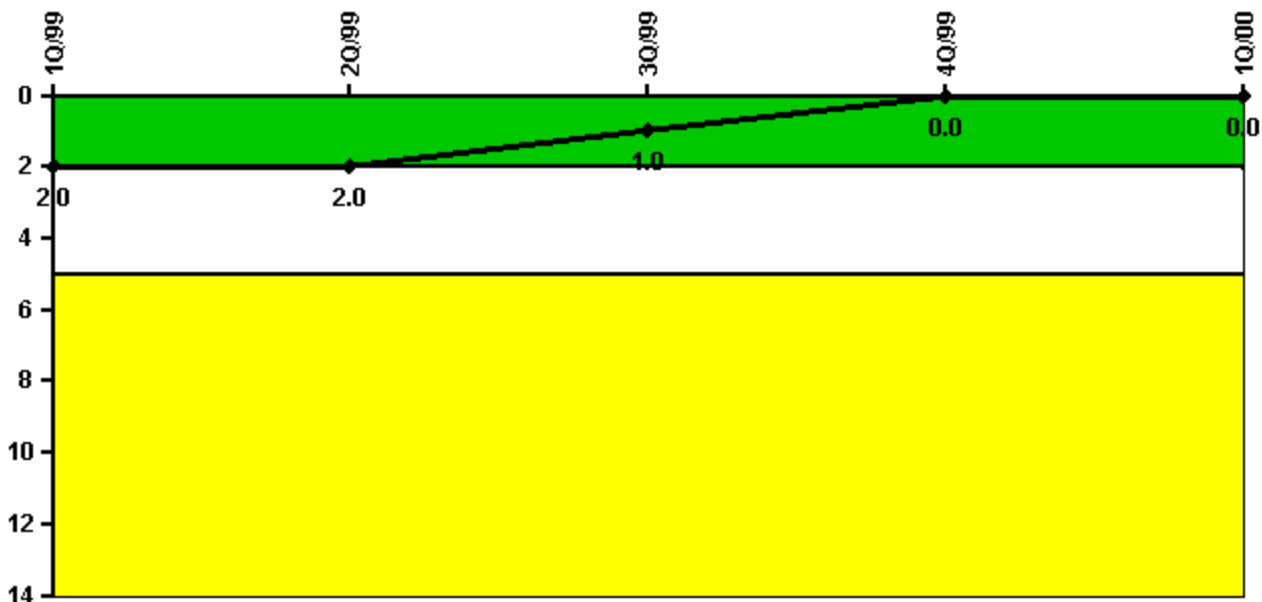
Licensee Comments:

1Q/00: Revised 3rd and 4th Qtr 1999 total ANS siren tests and successful ANS siren tests. Change does not affect PI color.

4Q/99: October - Siren Activation System (SAM) failed to activate siren #22 during SAM testing. Repaired and tested SAT. November - SAM failed to activate siren #s 17 & 29 during SAM testing. Repaired & tested SAT.

4Q/99: October - Siren Activation System (SAM) failed to activate siren #22 during SAM testing. Repaired and tested SAT. November - SAM failed to activate siren #s 17 & 29 during SAM testing. Repaired & tested SAT.

Occupational Exposure Control Effectiveness



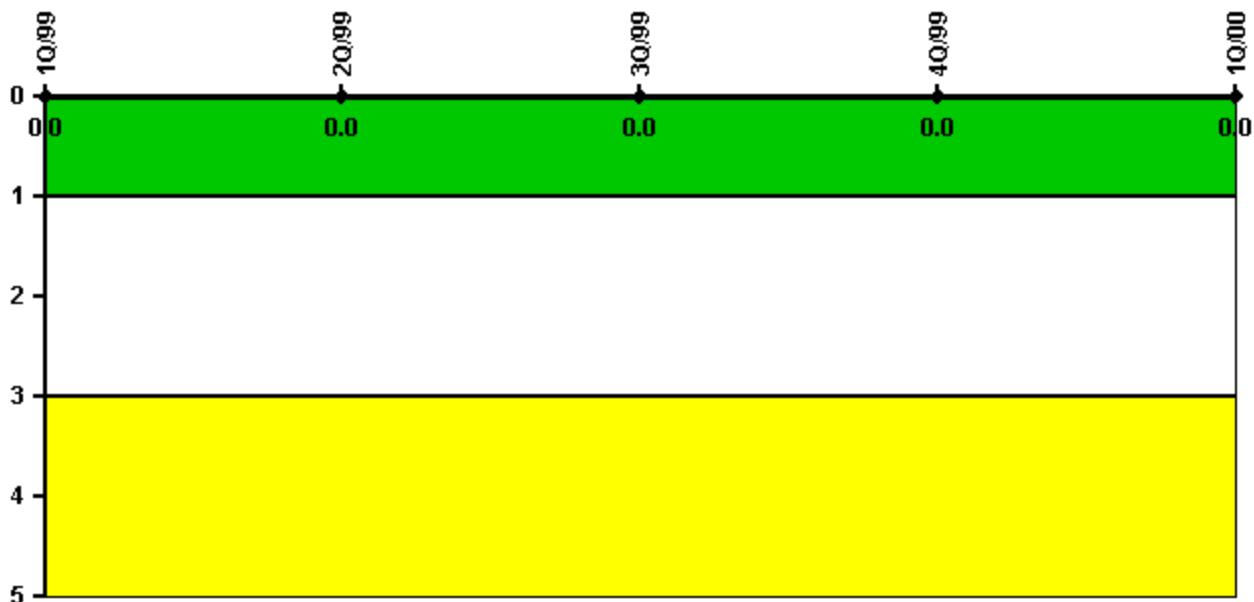
Thresholds: White > 2.0 Yellow > 5.0

Notes

Occupational Exposure Control Effectiveness	1Q/99	2Q/99	3Q/99	4Q/99	1Q/00
High radiation area occurrences	0	0	0	0	0
Very high radiation area occurrences	0	0	0	0	0
Unintended exposure occurrences	0	0	0	0	0
Indicator value	2	2	1	0	0

Licensee Comments: none

RETS/ODCM Radiological Effluent



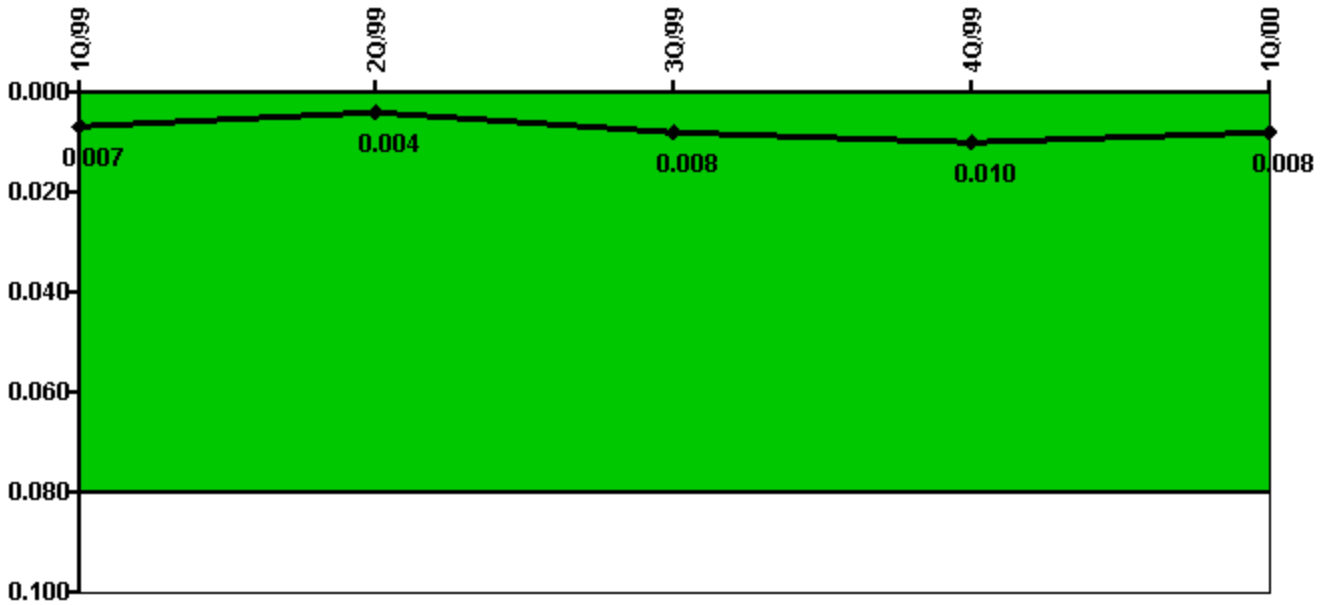
Thresholds: White > 1.0 Yellow > 3.0

Notes

RETS/ODCM Radiological Effluent	1Q/99	2Q/99	3Q/99	4Q/99	1Q/00
RETS/ODCM occurrences	0	0	0	0	0
Indicator value	0	0	0	0	0

Licensee Comments: none

Protected Area Security Performance Index



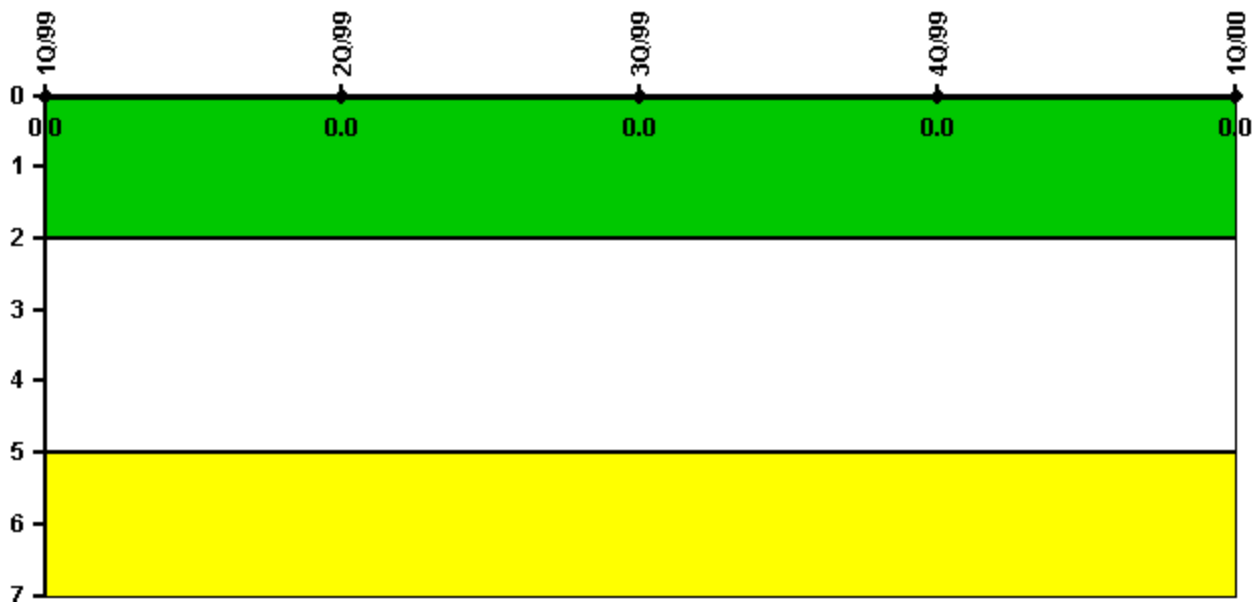
Thresholds: White > 0.080

Notes

Protected Area Security Performance Index	1Q/99	2Q/99	3Q/99	4Q/99	1Q/00
IDS compensatory hours	89.20	4.90	118.00	37.80	51.10
CCTV compensatory hours	0	0	0	0	0
IDS normalization factor	1.50	1.50	1.50	1.50	1.50
CCTV normalization factor	1.7	1.7	1.7	1.7	1.7
Index Value	0.007	0.004	0.008	0.010	0.008

Licensee Comments: none

Personnel Screening Program



Thresholds: White > 2.0 Yellow > 5.0

Notes

Personnel Screening Program	1Q/99	2Q/99	3Q/99	4Q/99	1Q/00
Program failures	0	0	0	0	0
Indicator value	0	0	0	0	0

Licensee Comments: none

FFD/Personnel Reliability



Thresholds: White > 2.0 Yellow > 5.0

Notes

FFD/Personnel Reliability	1Q/99	2Q/99	3Q/99	4Q/99	1Q/00
Program Failures	0	0	0	0	0
Indicator value	0	0	0	0	0

Licensee Comments:

1Q/00: Data from 4th Qtr 1998 revised. Change does not affect PI color.

[PI Summary](#) | [Inspection Findings Summary](#) | [Reactor Oversight Process](#)

Last Modified: April 1, 2002