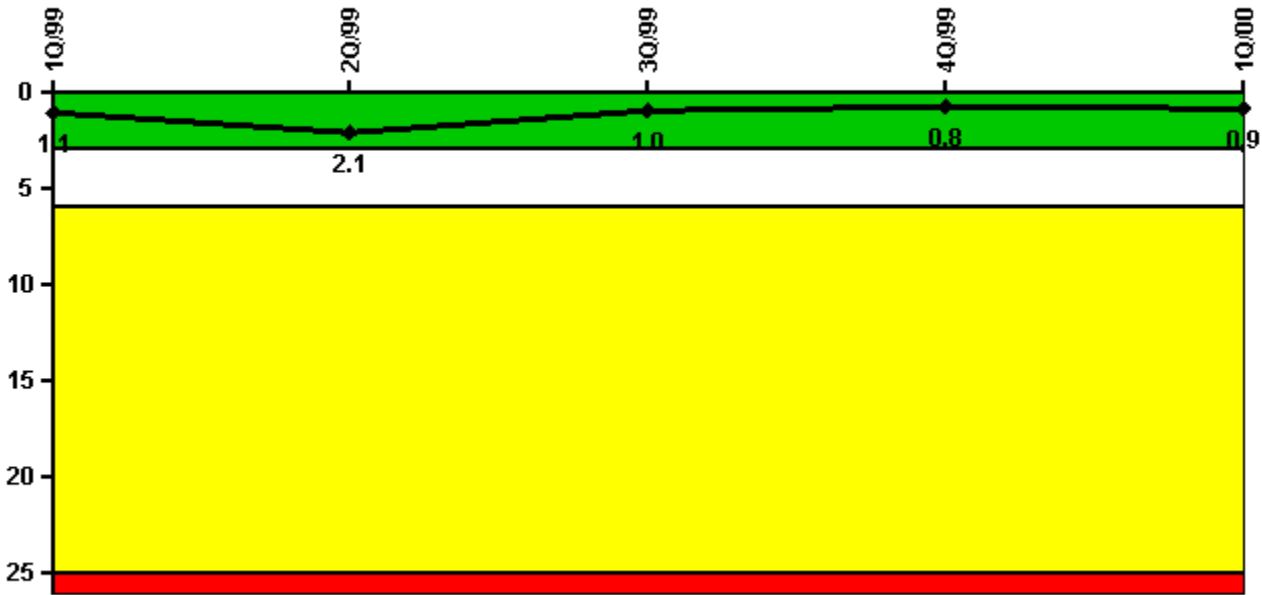


Farley 1

1Q/2000 Performance Indicators

Licensee's General Comments: none

Unplanned Scrams per 7000 Critical Hrs



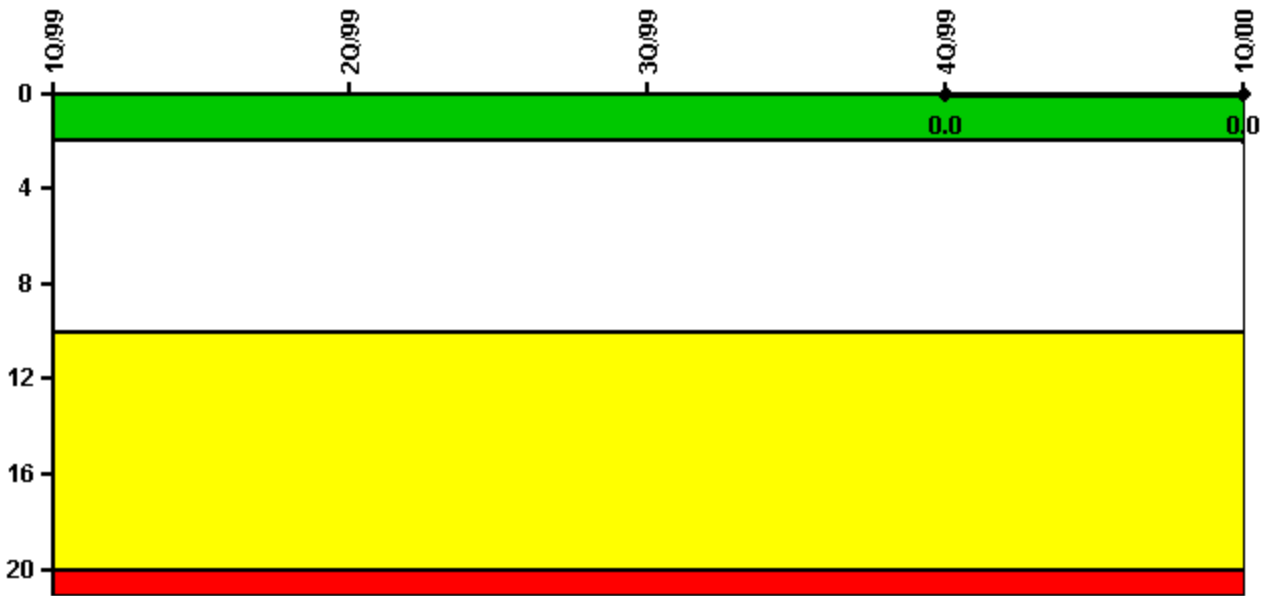
Thresholds: White > 3.0 Yellow > 6.0 Red > 25.0

Notes

Unplanned Scrams per 7000 Critical Hrs	1Q/99	2Q/99	3Q/99	4Q/99	1Q/00
Unplanned scrams	0	1.0	0	0	0
Critical hours	2160.0	2145.2	2208.0	2209.0	1512.6
Indicator value	1.1	2.1	1.0	0.8	0.9

Licensee Comments: none

Scrams with Loss of Normal Heat Removal



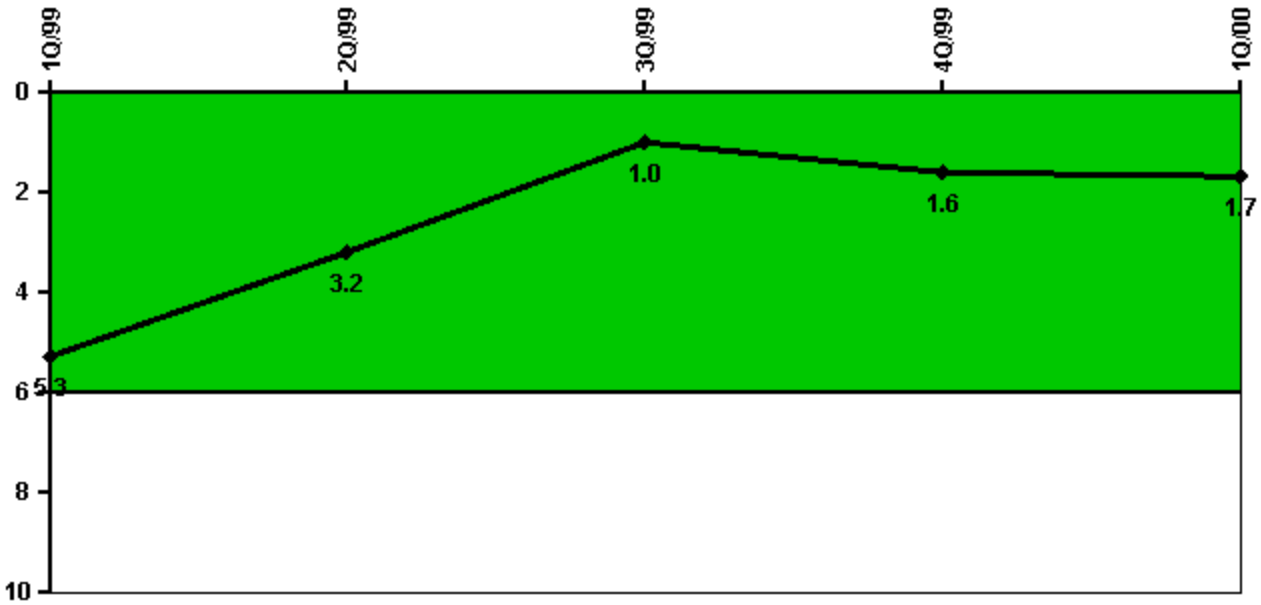
Thresholds: White > 2.0 Yellow > 10.0 Red > 20.0

Notes

Scrams with Loss of Normal Heat Removal	1Q/99	2Q/99	3Q/99	4Q/99	1Q/00
Scrams	0	0	0	0	0
Indicator value				0	0

Licensee Comments: none

Unplanned Power Changes per 7000 Critical Hrs



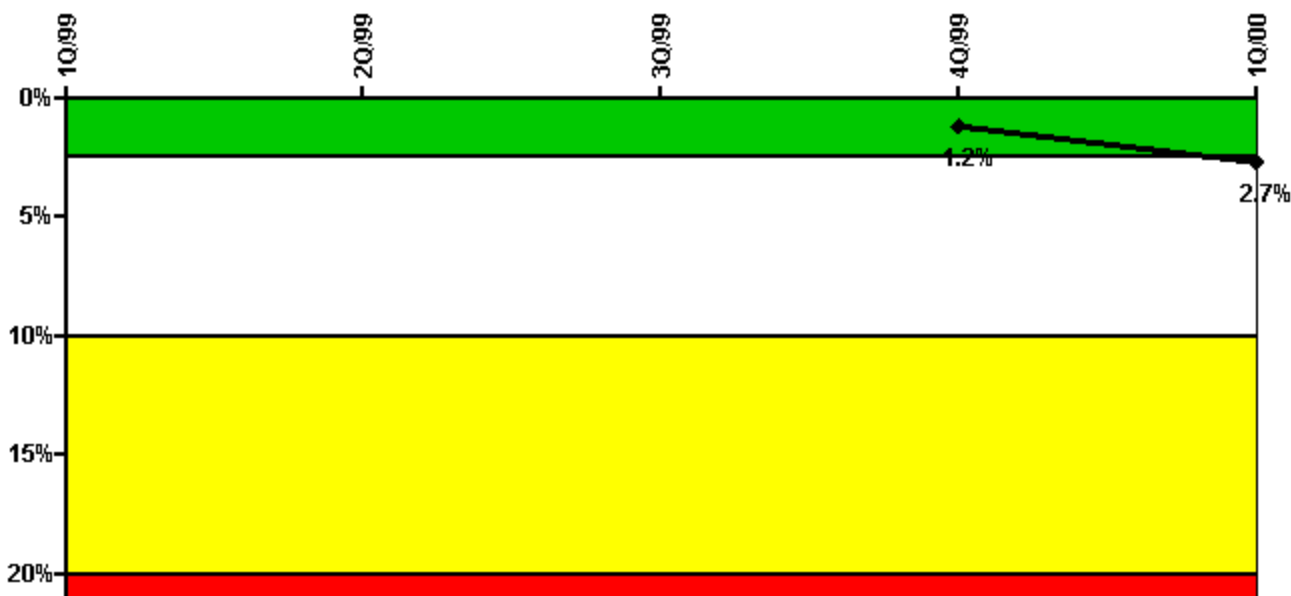
Thresholds: White > 6.0

Notes

Unplanned Power Changes per 7000 Critical Hrs	1Q/99	2Q/99	3Q/99	4Q/99	1Q/00
Unplanned power changes	1.0	0	0	1.0	1.0
Critical hours	2160.0	2145.2	2208.0	2209.0	1512.6
Indicator value	5.3	3.2	1.0	1.6	1.7

Licensee Comments: none

Safety System Unavailability, Emergency AC Power, >2EDG



Thresholds: White > 2.5% Yellow > 10.0% Red > 20.0%

Notes

Safety System Unavailability, Emergency AC Power, >2EDG	1Q/99	2Q/99	3Q/99	4Q/99	1Q/00
Train 1					
Planned unavailable hours	0	176.60	0	1.00	17.10
Unplanned unavailable hours	0	0	0	0	0
Fault exposure hours	0	0	0	0	0
Effective Reset hours	0	0	0	0	0
Required hours	2160.00	2183.00	2208.00	2209.00	2184.00
Train 2					
Planned unavailable hours	0	0	19.10	0	0
Unplanned unavailable hours	0	2.60	0	0	0
Fault exposure hours	0	0	0	0	0
Effective Reset hours	0	0	0	0	0
Required hours	2160.00	2183.00	2208.00	2209.00	2184.00
Train 3					
Planned unavailable hours	0	8.60	252.20	4.60	0
Unplanned unavailable hours	0	0	0	6.90	0
Fault exposure hours	0	0	0	0	1228.50
Effective Reset hours	0	0	0	0	0
Required hours	2160.00	2183.00	2208.00	2209.00	2184.00
Indicator value				1.2%	2.7%

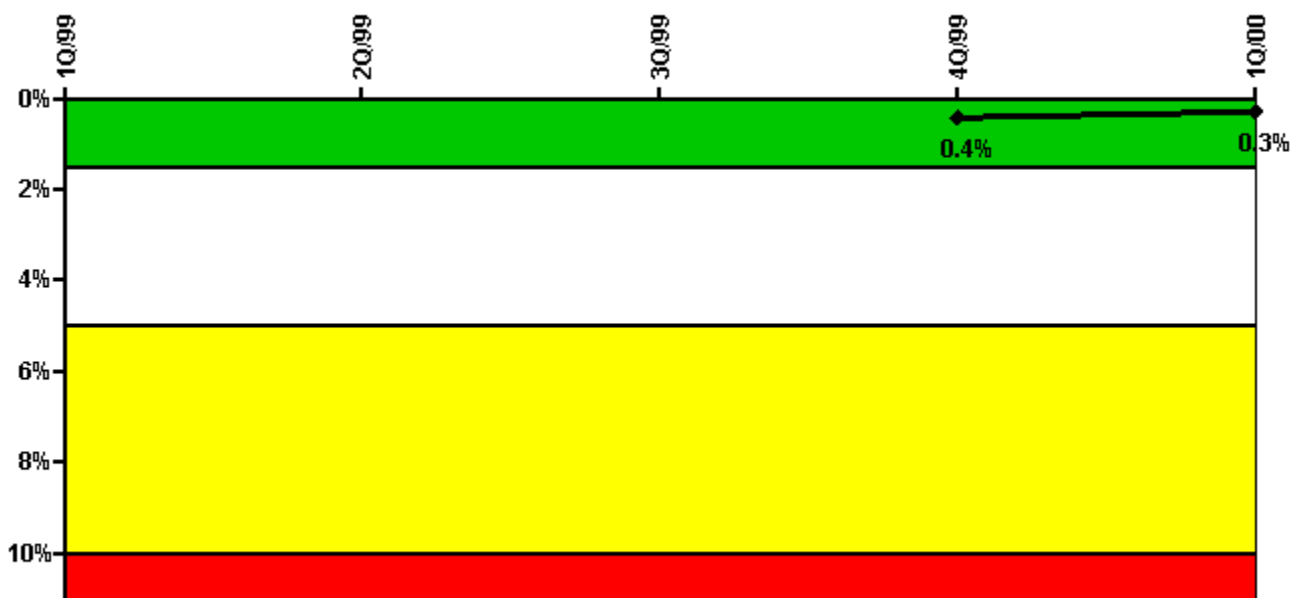
Licensee Comments:

1Q/00: One of 3 diesel generators unavailable due to lack of automatic power transfer capability. DG was operable per Technical Specifications. Reasonable operator action not credited under this indicator.

1Q/00: One of 3 diesel generators unavailable due to lack of automatic power transfer capability. DG was operable per Technical Specifications. Reasonable operator action not credited under this indicator. WHITE entry.

1Q/00: One of 3 diesel generators unavailable due to lack of automatic power transfer capability. DG was operable per Technical Specifications. Reasonable operator action not credited under this indicator. Q1 2001 removed Q1 2000 Fault Exposure Hours for Train 3. Replaced 12.6 Planned Unavailable hours for same train. Color returns green.

Safety System Unavailability, High Pressure Injection System (HPSI)



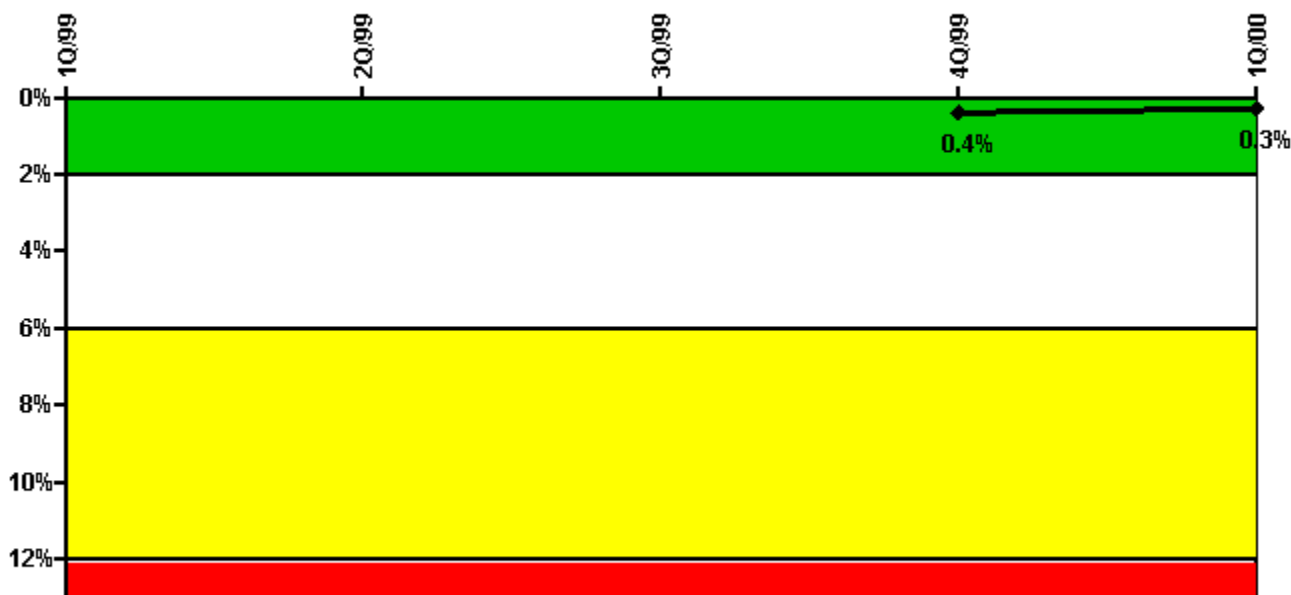
Thresholds: White > 1.5% Yellow > 5.0% Red > 10.0%

Notes

Safety System Unavailability, High Pressure Injection System (HPSI)	1Q/99	2Q/99	3Q/99	4Q/99	1Q/00
Train 1					
Planned unavailable hours	0	6.60	0	0	0
Unplanned unavailable hours	0	6.50	0	0	0
Fault exposure hours	0	0	0	0	0
Effective Reset hours	0	0	0	0	0
Required hours	2160.00	2145.20	2208.00	2209.00	1512.60
Train 2					
Planned unavailable hours	1.40	0	0	0	0
Unplanned unavailable hours	0	0	0	0	0
Fault exposure hours	0	0	0	0	0
Effective Reset hours	0	0	0	0	0
Required hours	2160.00	2145.20	2208.00	2209.00	1512.60
Indicator value				0.4%	0.3%

Licensee Comments: none

Safety System Unavailability, Heat Removal System (AFW)



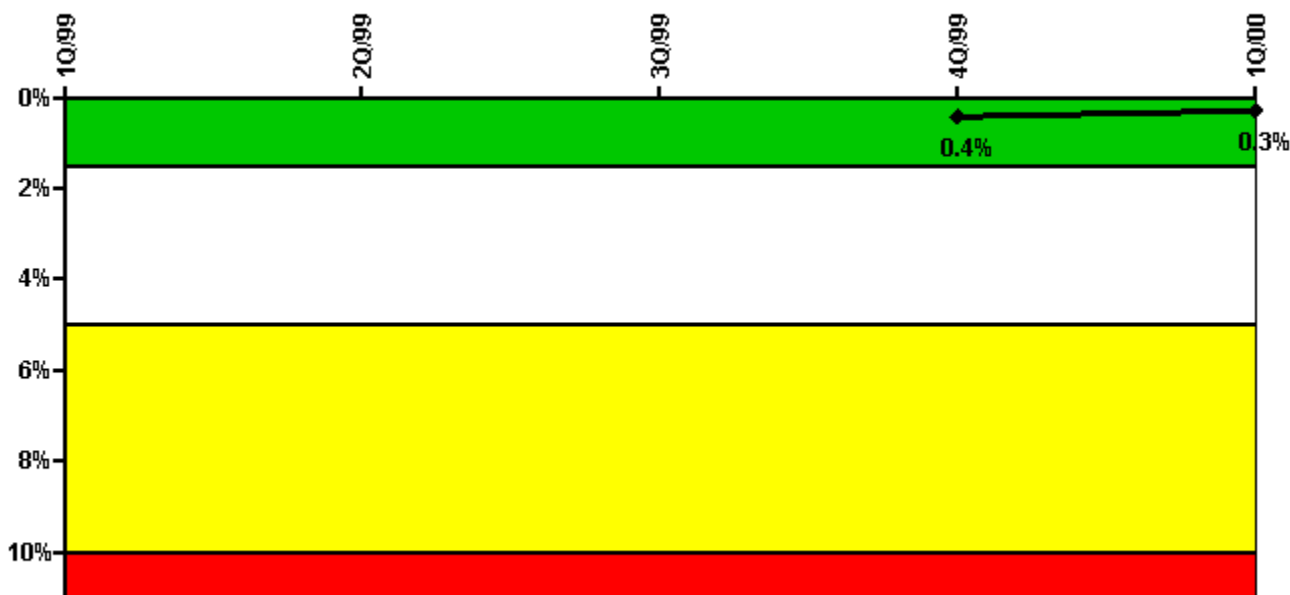
Thresholds: White > 2.0% Yellow > 6.0% Red > 12.0%

Notes

Safety System Unavailability, Heat Removal System (AFW)	1Q/99	2Q/99	3Q/99	4Q/99	1Q/00
Train 1					
Planned unavailable hours	0	5.60	0	0	1.10
Unplanned unavailable hours	0	0	0	0	0
Fault exposure hours	0	0	0	0	0
Effective Reset hours	0	0	0	0	0
Required hours	2160.00	2145.20	2208.00	2209.00	1512.60
Train 2					
Planned unavailable hours	0	5.60	7.60	0	0.40
Unplanned unavailable hours	0	0	0	0	0
Fault exposure hours	0	0	0	0	0
Effective Reset hours	0	0	0	0	0
Required hours	2160.00	2145.20	2208.00	2209.00	1512.60
Train 3					
Planned unavailable hours	26.00	17.80	1.70	16.00	0.90
Unplanned unavailable hours	0	0	0	0	0
Fault exposure hours	0	0	0	0	0
Effective Reset hours	0	0	0	0	0
Required hours	2160.00	2145.20	2208.00	2209.00	1512.60
Indicator value				0.4%	0.3%

Licensee Comments: none

Safety System Unavailability, Residual Heat Removal System



Thresholds: White > 1.5% Yellow > 5.0% Red > 10.0%

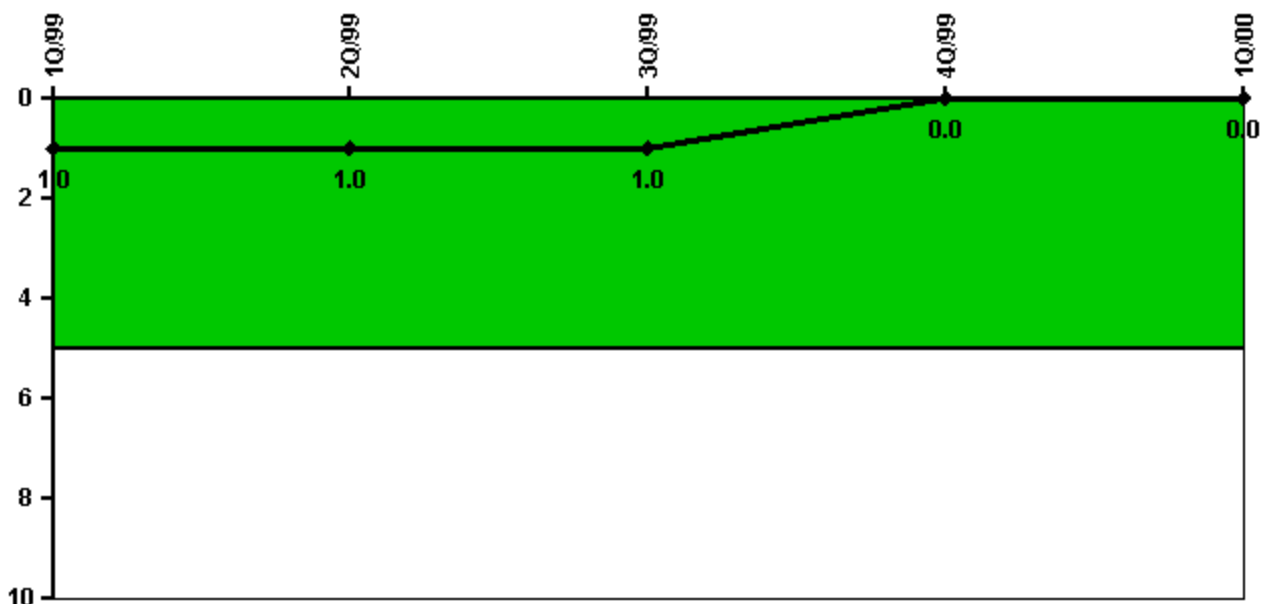
Notes

Safety System Unavailability, Residual Heat Removal System	1Q/99	2Q/99	3Q/99	4Q/99	1Q/00
Train 1					
Planned unavailable hours	0.80	7.40	1.40	19.40	1.40
Unplanned unavailable hours	0	6.50	0	0	0
Fault exposure hours	0	0	0	0	0
Effective Reset hours	0	0	0	0	0
Required hours	2160.00	2183.00	2208.00	2209.00	2184.00
Train 2					
Planned unavailable hours	1.40	0	0.60	13.30	0
Unplanned unavailable hours	0	0	0	0	0
Fault exposure hours	0	0	0	0	0
Effective Reset hours	0	0	0	0	0
Required hours	2160.00	2183.00	2208.00	2209.00	2184.00
Indicator value				0.4%	0.3%

Licensee Comments:

1Q/00: Minor adjustments made 3Q2000 to remove operator action credit during surveillance testing. Color unaffected.

Safety System Functional Failures (PWR)



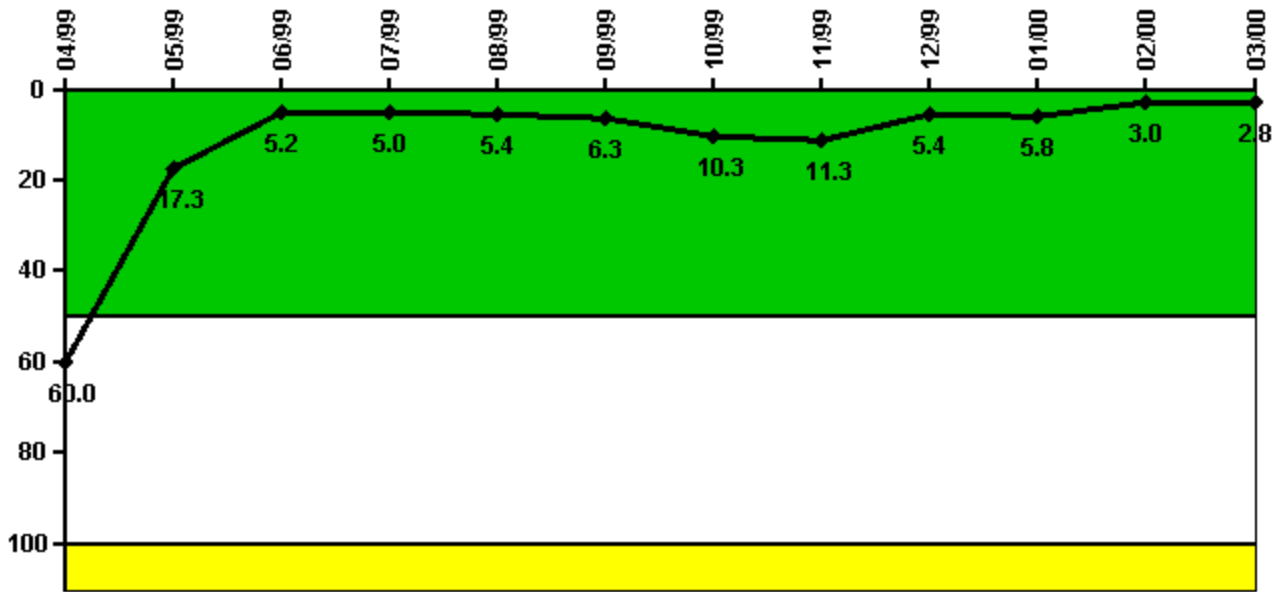
Thresholds: White > 5.0

Notes

Safety System Functional Failures (PWR)	1Q/99	2Q/99	3Q/99	4Q/99	1Q/00
Safety System Functional Failures	0	0	0	0	0
Indicator value	1	1	1	0	0

Licensee Comments: none

Reactor Coolant System Activity



Thresholds: White > 50.0 Yellow > 100.0

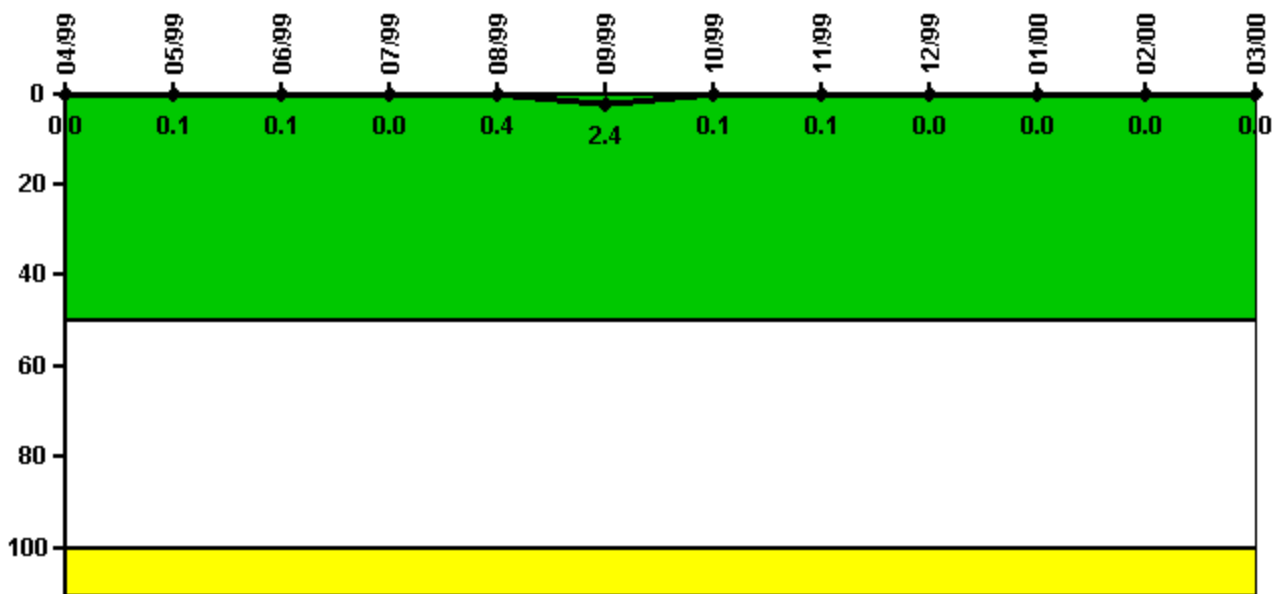
Notes

Reactor Coolant System Activity	4/99	5/99	6/99	7/99	8/99	9/99	10/99	11/99	12/99	1/00	2/00	3/00
Maximum activity	0.090000	0.051860	0.015550	0.015090	0.016180	0.018920	0.030810	0.033860	0.016180	0.017310	0.009058	0.008488
Technical specification limit	0.2	0.3	0.3	0.3	0.3	0.3	0.3	0.3	0.3	0.3	0.3	0.3
Indicator value	60.0	17.3	5.2	5.0	5.4	6.3	10.3	11.3	5.4	5.8	3.0	2.8

Licensee Comments:

12/98: NA in November due to refueling outage.

Reactor Coolant System Leakage



Thresholds: White > 50.0 Yellow > 100.0


Notes

Reactor Coolant System Leakage	4/99	5/99	6/99	7/99	8/99	9/99	10/99	11/99	12/99	1/00	2/00	3/00
Maximum leakage	0	0.008	0.006	0	0.044	0.239	0.007	0.007	0.001	0	0	0
Technical specification limit	10.0	10.0	10.0	10.0	10.0	10.0	10.0	10.0	10.0	10.0	10.0	10.0
Indicator value	0	0.1	0.1	0	0.4	2.4	0.1	0.1	0	0	0	0

Licensee Comments:

12/98: NA in November due to refueling outage.

Drill/Exercise Performance



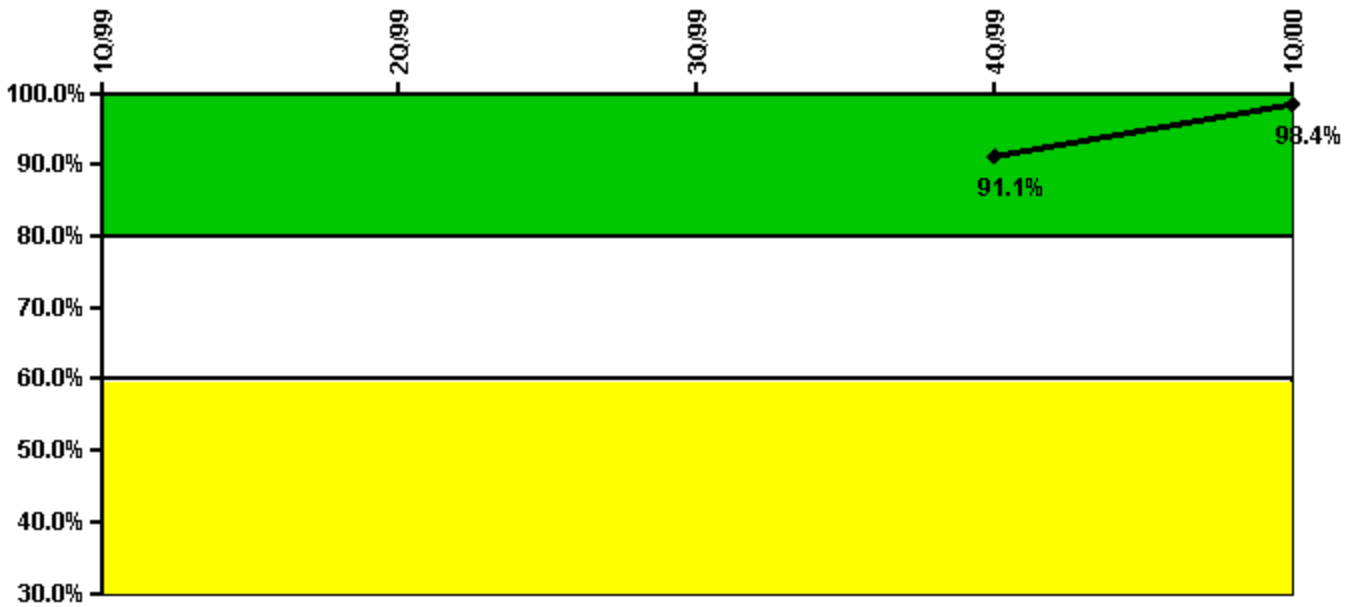
Thresholds: White < 90.0% Yellow < 70.0%

Notes

Drill/Exercise Performance	1Q/99	2Q/99	3Q/99	4Q/99	1Q/00
Successful opportunities	34.0	12.0	19.0	0	6.0
Total opportunities	36.0	12.0	20.0	0	6.0
Indicator value				96.7%	96.4%

Licensee Comments: none

ERO Drill Participation



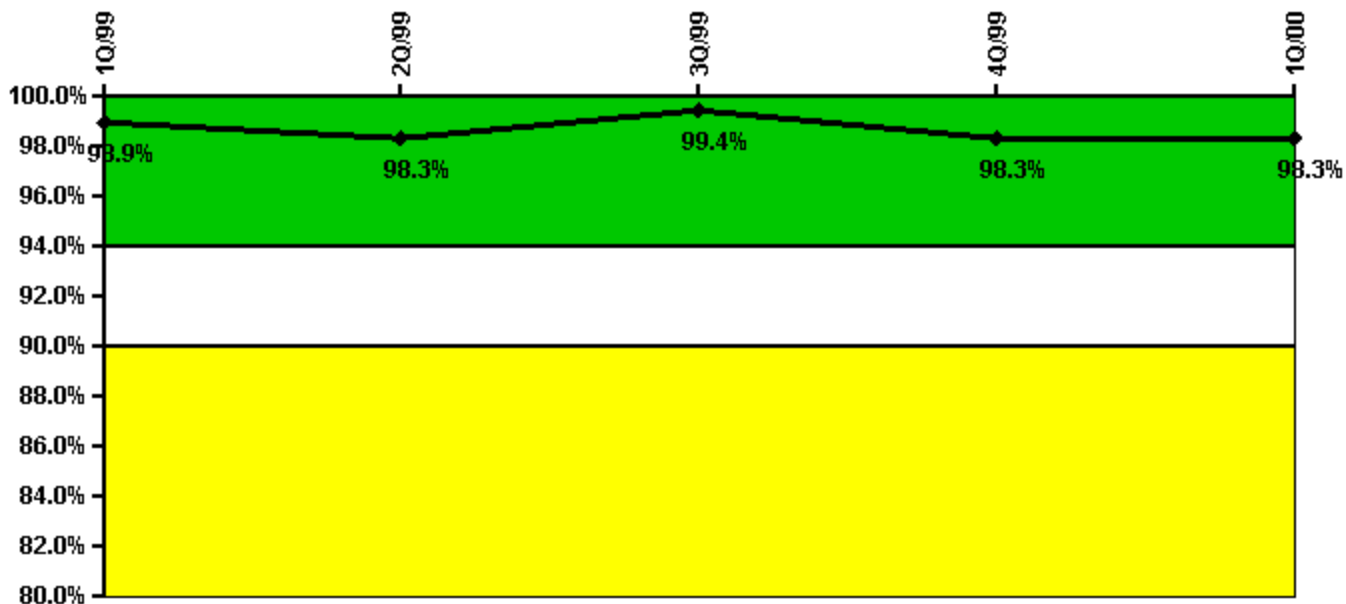
Thresholds: White < 80.0% Yellow < 60.0%

Notes

ERO Drill Participation	1Q/99	2Q/99	3Q/99	4Q/99	1Q/00
Participating Key personnel				112.0	121.0
Total Key personnel				123.0	123.0
Indicator value				91.1%	98.4%

Licensee Comments: none

Alert & Notification System



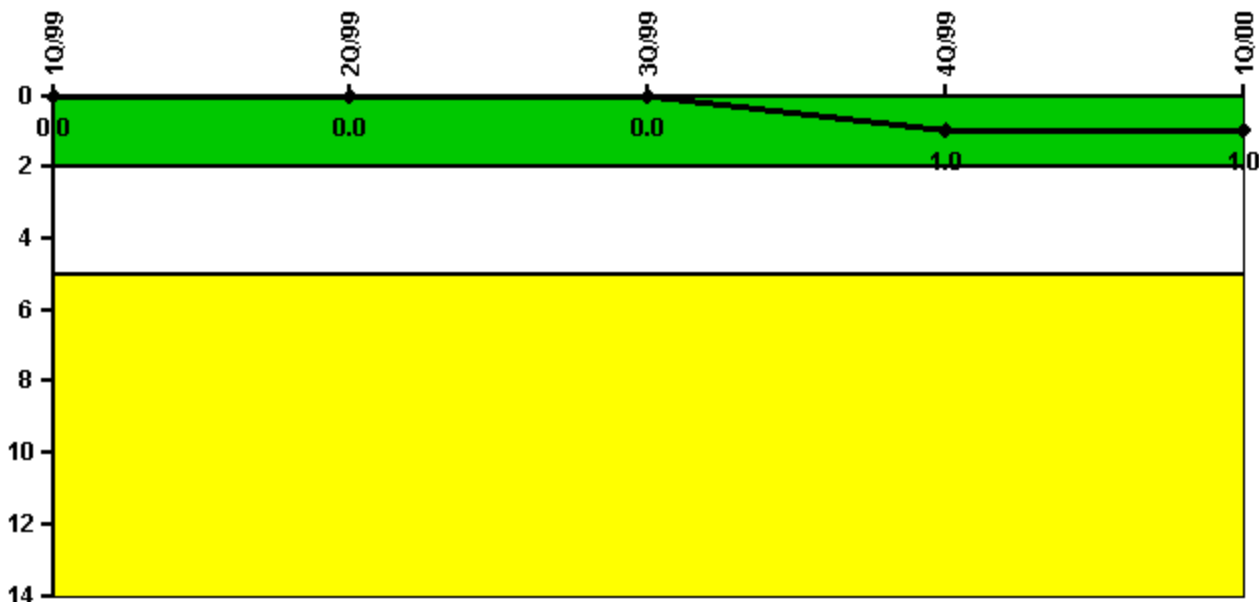
Thresholds: White < 94.0% Yellow < 90.0%

Notes

Alert & Notification System	1Q/99	2Q/99	3Q/99	4Q/99	1Q/00
Successful siren-tests	42	47	42	46	42
Total sirens-tests	42	48	42	48	42
Indicator value	98.9%	98.3%	99.4%	98.3%	98.3%

Licensee Comments: none

Occupational Exposure Control Effectiveness



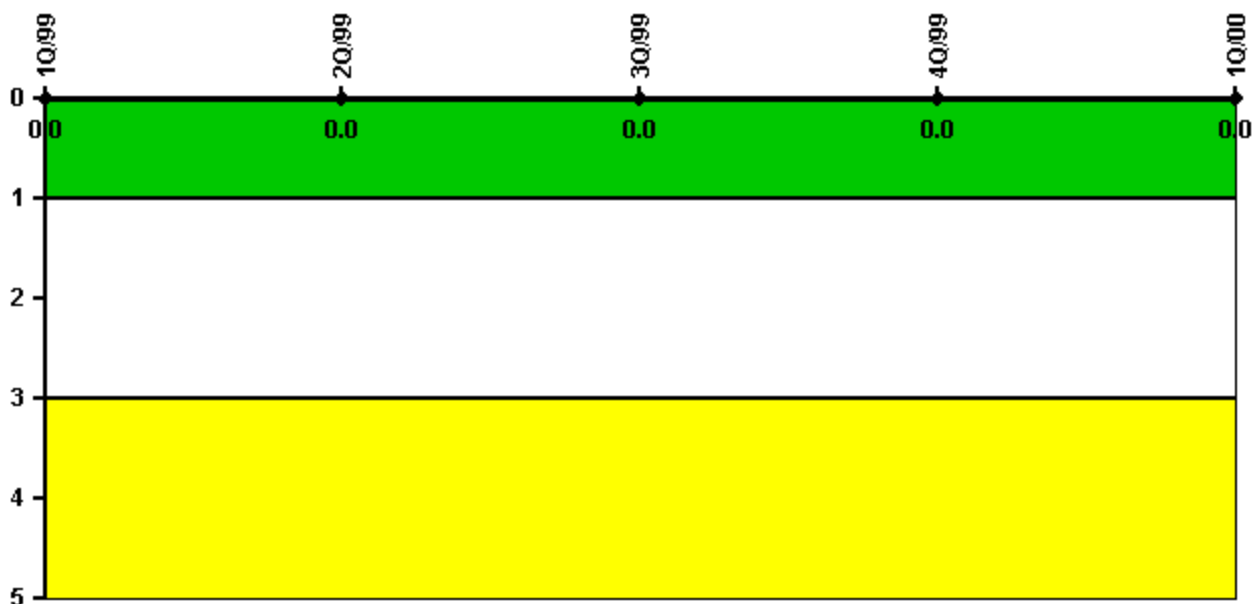
Thresholds: White > 2.0 Yellow > 5.0

Notes

Occupational Exposure Control Effectiveness	1Q/99	2Q/99	3Q/99	4Q/99	1Q/00
High radiation area occurrences	0	0	0	0	0
Very high radiation area occurrences	0	0	0	0	0
Unintended exposure occurrences	0	0	0	1	0
Indicator value	0	0	0	1	1

Licensee Comments: none

RETS/ODCM Radiological Effluent



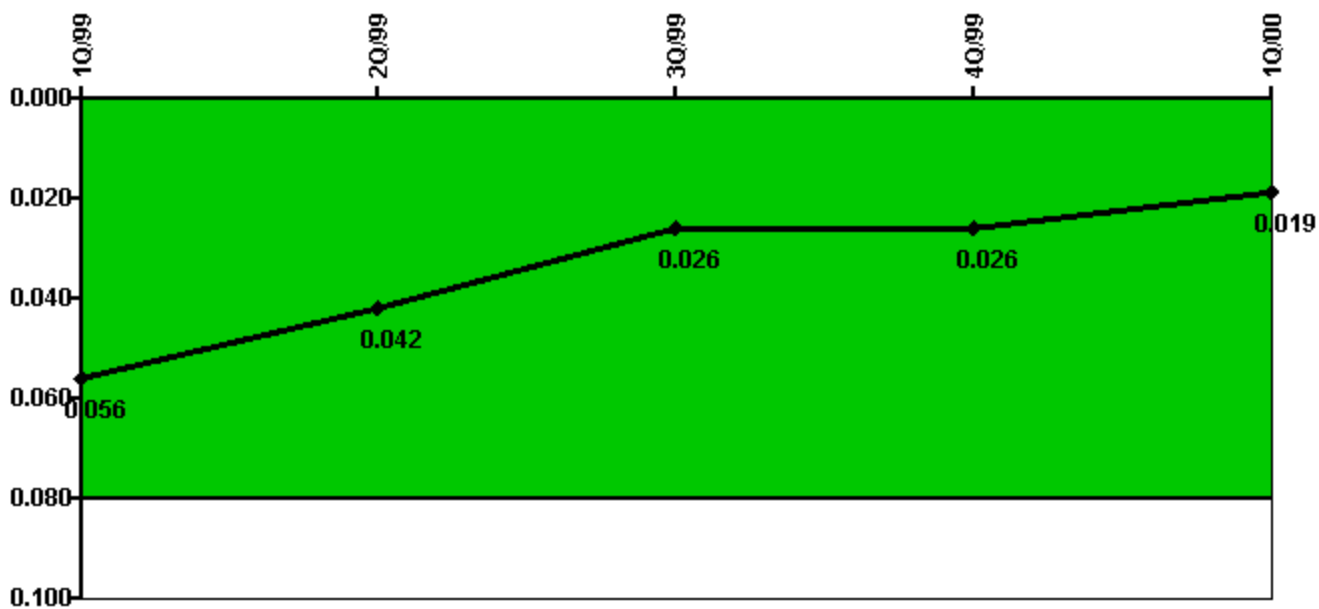
Thresholds: White > 1.0 Yellow > 3.0

Notes

RETS/ODCM Radiological Effluent	1Q/99	2Q/99	3Q/99	4Q/99	1Q/00
RETS/ODCM occurrences	0	0	0	0	0
Indicator value	0	0	0	0	0

Licensee Comments: none

Protected Area Security Performance Index




Thresholds: White > 0.080

Notes

Protected Area Security Performance Index	1Q/99	2Q/99	3Q/99	4Q/99	1Q/00
IDS compensatory hours	152.10	109.40	120.90	87.50	6.30
CCTV compensatory hours	62.4	53.8	69.6	35.5	17.0
IDS normalization factor	1.70	1.70	1.70	1.70	1.70
CCTV normalization factor	1.2	1.2	1.2	1.2	1.2
Index Value	0.056	0.042	0.026	0.026	0.019

Licensee Comments: none

Personnel Screening Program




Thresholds: White > 2.0 Yellow > 5.0

Notes

Personnel Screening Program	1Q/99	2Q/99	3Q/99	4Q/99	1Q/00
Program failures	0	0	0	0	0
Indicator value	0	0	0	0	0

Licensee Comments: none

FFD/Personnel Reliability



Thresholds: White > 2.0 Yellow > 5.0

Notes

FFD/Personnel Reliability	1Q/99	2Q/99	3Q/99	4Q/99	1Q/00
Program Failures	0	0	0	0	0
Indicator value	0	0	0	0	0

Licensee Comments: none

▲ [PI Summary](#) | [Inspection Findings Summary](#) | [Reactor Oversight Process](#)

Last Modified: April 1, 2002