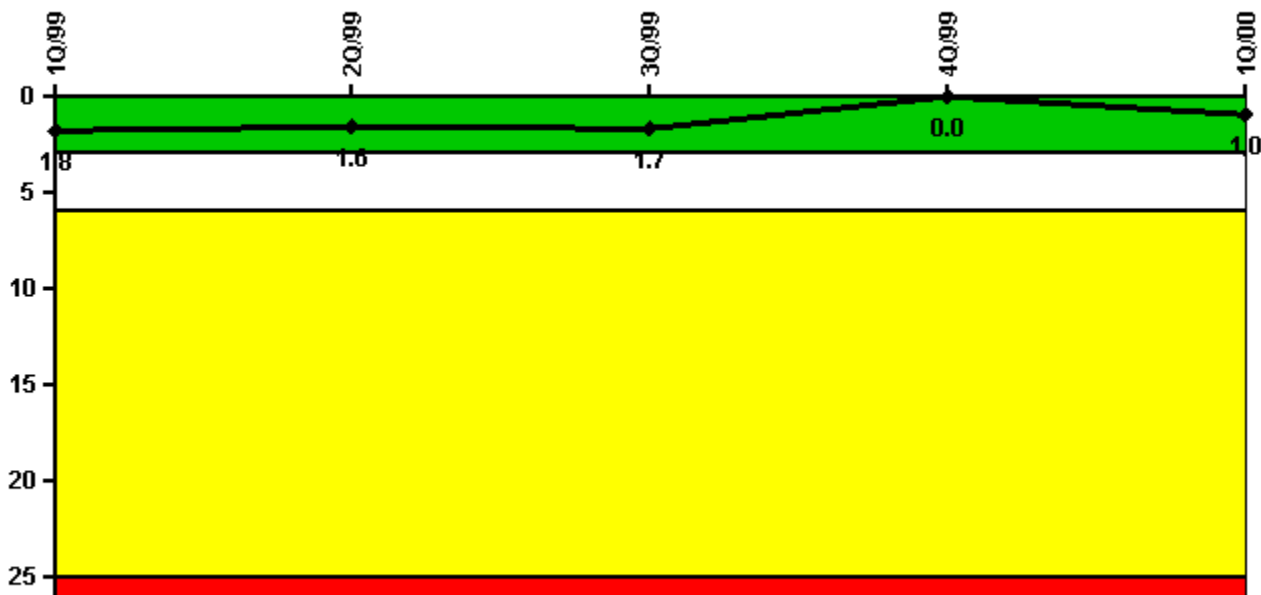


Arkansas Nuclear 1

1Q/2000 Performance Indicators

Licensee's General Comments: none

Unplanned Scrams per 7000 Critical Hrs



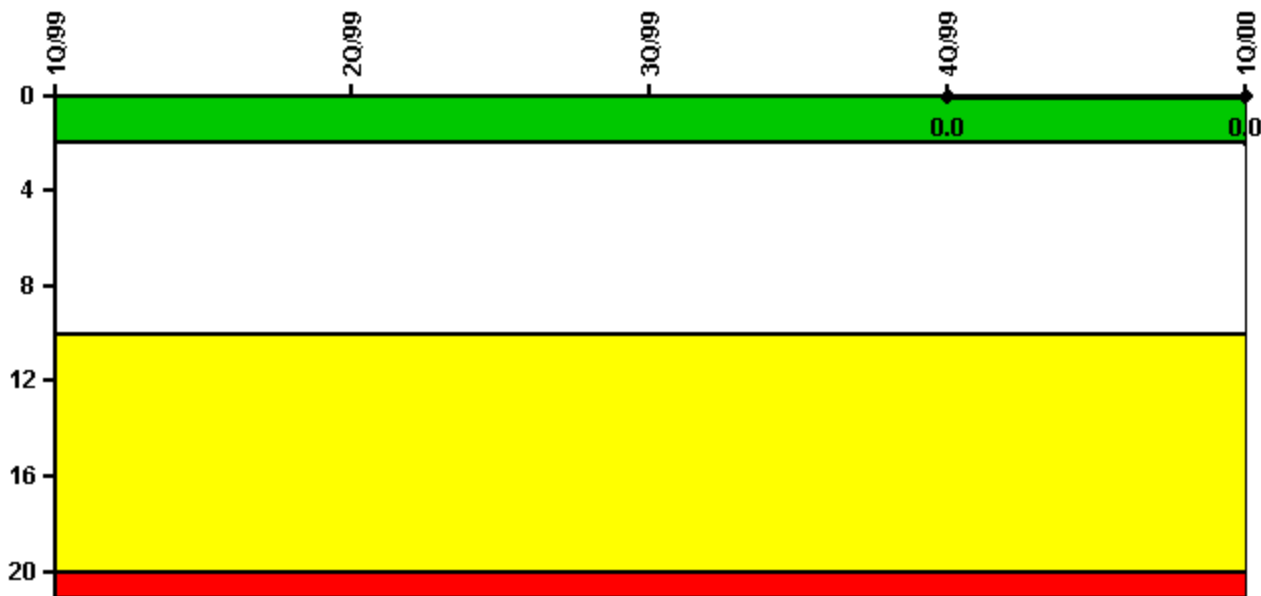
Thresholds: White > 3.0 Yellow > 6.0 Red > 25.0

Notes

Unplanned Scrams per 7000 Critical Hrs	1Q/99	2Q/99	3Q/99	4Q/99	1Q/00
Unplanned scrams	0	0	0	0	1.0
Critical hours	2046.1	2183.0	1728.9	2004.8	1186.3
Indicator value	1.8	1.6	1.7	0	1.0

Licensee Comments: none

Scrams with Loss of Normal Heat Removal



Thresholds: White > 2.0 Yellow > 10.0 Red > 20.0

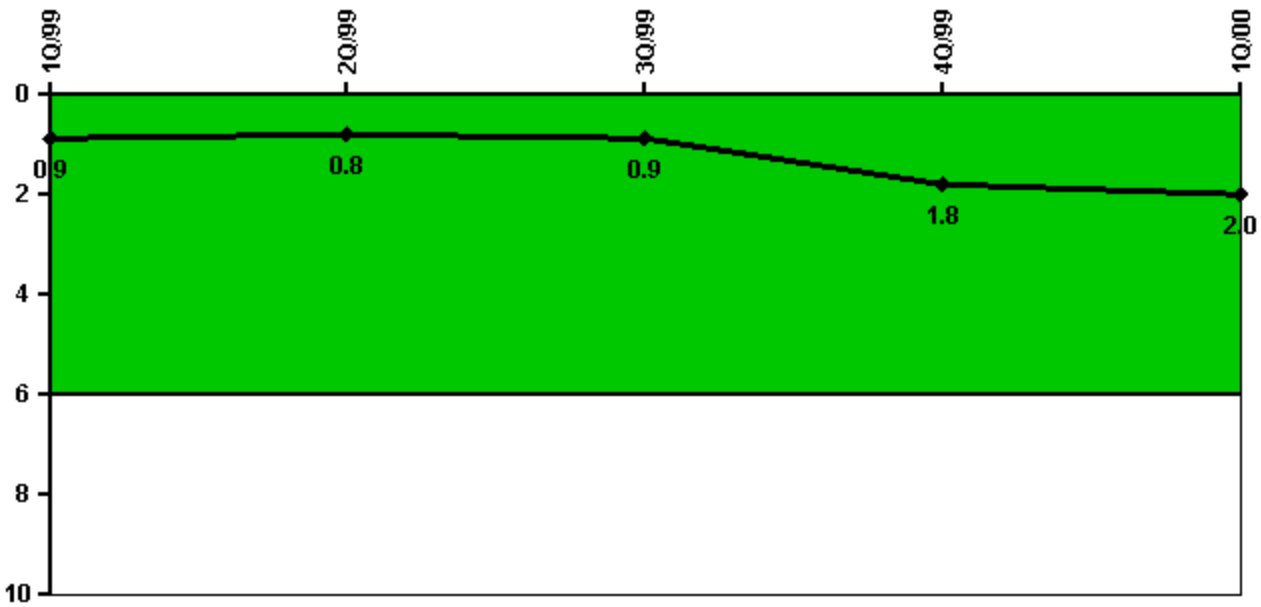
Notes

Scrams with Loss of Normal Heat Removal	1Q/99	2Q/99	3Q/99	4Q/99	1Q/00
Scrams	0	0	0	0	0
Indicator value				0	0

Licensee Comments:

4Q/98: The scram with loss of heat removal event that was originally reported for 4Q/1998 has been rescinded after subsequent internal review. The scram that occurred on 12/25/98 included a "partial loss" of condenser vacuum and was conservatively reported as a loss of heat removal event. After reviewing NEI 99-02 Rev. 0 and recent FAQ's, an internal review concluded that this event did not meet the definitions for "loss of normal heat removal." This change did not result in a threshold color change.

Unplanned Power Changes per 7000 Critical Hrs



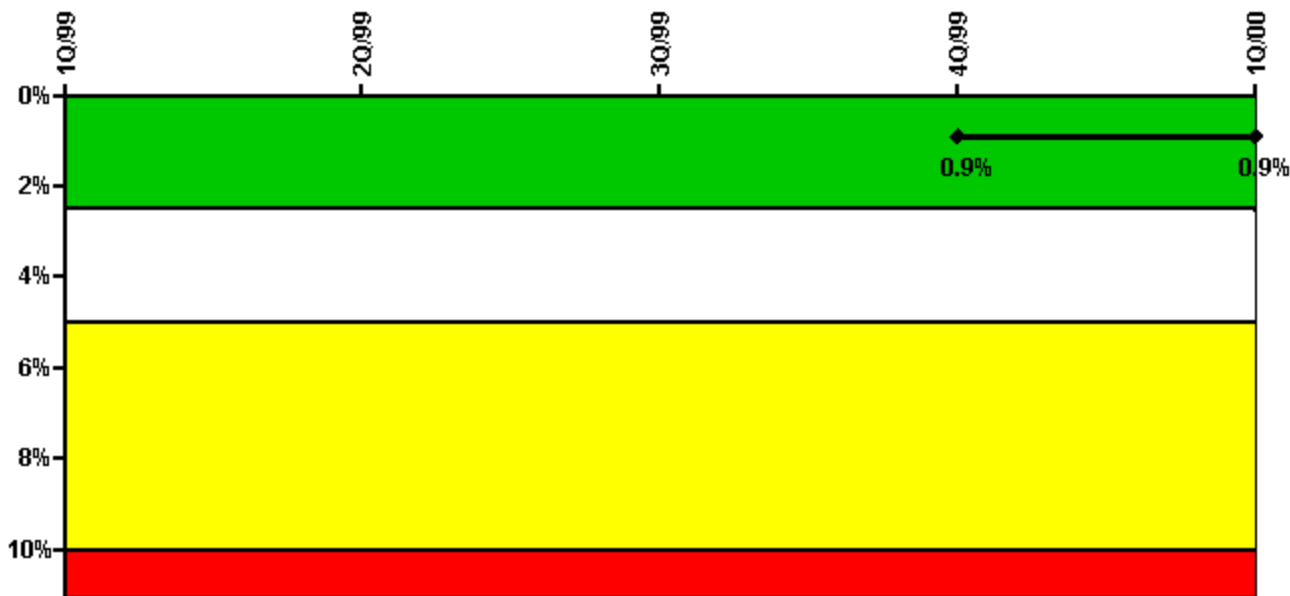
Thresholds: White > 6.0

Notes

Unplanned Power Changes per 7000 Critical Hrs	1Q/99	2Q/99	3Q/99	4Q/99	1Q/00
Unplanned power changes	1.0	0	0	1.0	1.0
Critical hours	2046.1	2183.0	1728.9	2004.8	1186.3
Indicator value	0.9	0.8	0.9	1.8	2.0

Licensee Comments: none

Safety System Unavailability, Emergency AC Power



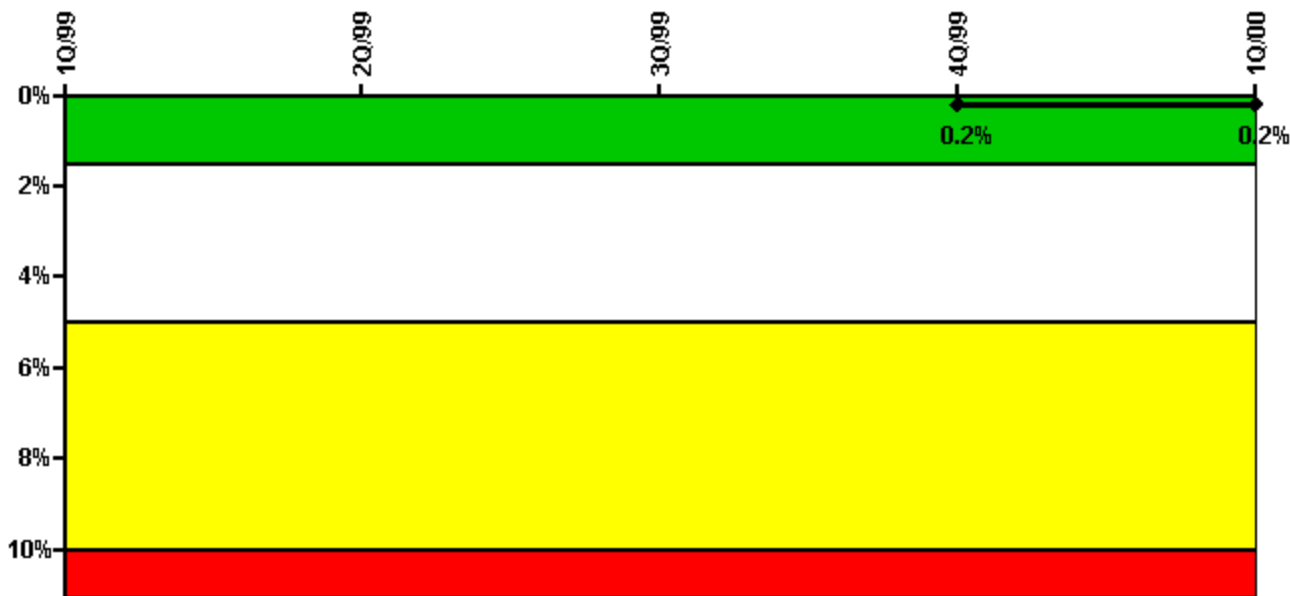
Thresholds: White > 2.5% Yellow > 5.0% Red > 10.0%

Notes

Safety System Unavailability, Emergency AC Power	1Q/99	2Q/99	3Q/99	4Q/99	1Q/00
Train 1					
Planned unavailable hours	0	73.00	0	0	0.83
Unplanned unavailable hours	0	14.00	1.00	0	0
Fault exposure hours	0	0	0	0	0
Effective Reset hours	0	0	0	0	0
Required hours	2160.00	2183.00	1774.00	2041.00	2184.00
Train 2					
Planned unavailable hours	0	50.00	5.50	0	0.80
Unplanned unavailable hours	0	0	178.80	0	0
Fault exposure hours	0	0	0	0	0
Effective Reset hours	0	0	0	0	0
Required hours	2160.00	2183.00	1774.00	2041.00	2184.00
Indicator value				0.9%	0.9%

Licensee Comments: none

Safety System Unavailability, High Pressure Injection System (HPSI)



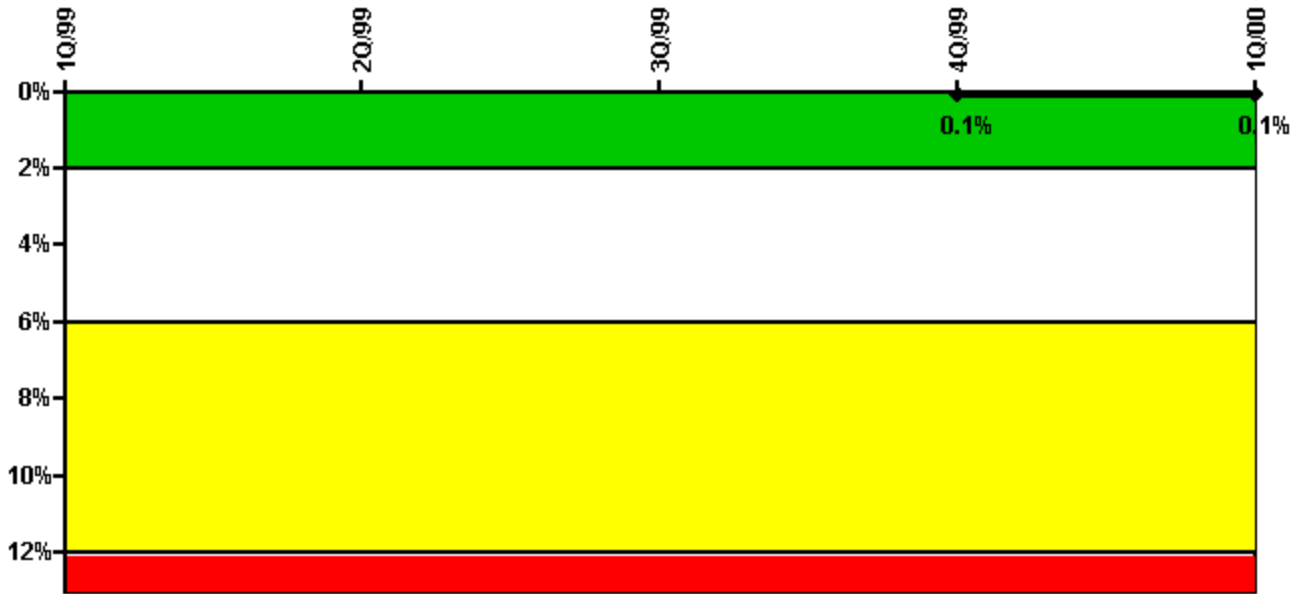
Thresholds: White > 1.5% Yellow > 5.0% Red > 10.0%

Notes

Safety System Unavailability, High Pressure Injection System (HPSI)	1Q/99	2Q/99	3Q/99	4Q/99	1Q/00
Train 1					
Planned unavailable hours	9.25	0	0	0	0
Unplanned unavailable hours	0	0	0	0	0
Fault exposure hours	0	0	0	0	0
Effective Reset hours	0	0	0	0	0
Required hours	2046.10	2183.00	1913.00	2033.00	1326.40
Train 2					
Planned unavailable hours	0	10.00	9.00	0	0
Unplanned unavailable hours	0	0	0	0	0
Fault exposure hours	0	0	0	0	0
Effective Reset hours	0	0	0	0	0
Required hours	2046.10	2183.00	1913.00	2033.00	1326.40
Indicator value				0.2%	0.2%

Licensee Comments: none

Safety System Unavailability, Heat Removal System (AFW)



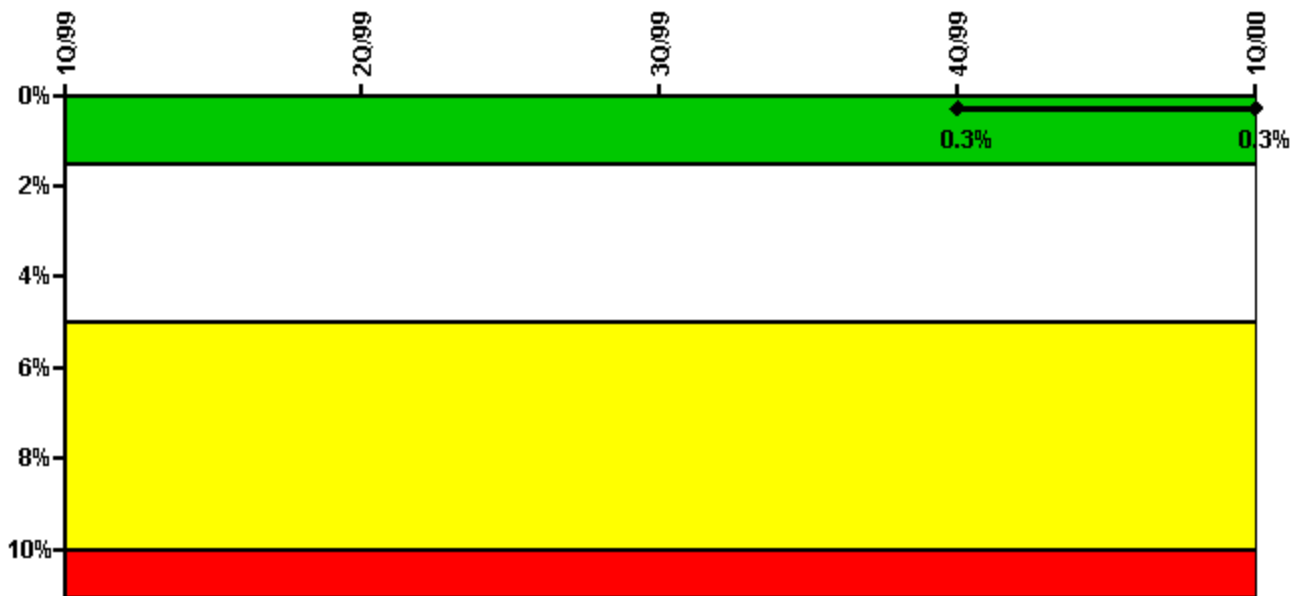
Thresholds: White > 2.0% Yellow > 6.0% Red > 12.0%

Notes

Safety System Unavailability, Heat Removal System (AFW)	1Q/99	2Q/99	3Q/99	4Q/99	1Q/00
Train 1					
Planned unavailable hours	0	0	0	12.23	12.50
Unplanned unavailable hours	0	0	0	0	0
Fault exposure hours	0	0	0	0	0
Effective Reset hours	0	0	0	0	0
Required hours	2046.10	2183.00	1780.50	2001.10	1328.00
Train 2					
Planned unavailable hours	0	0	0	0	0
Unplanned unavailable hours	0	0	0	0	0
Fault exposure hours	0	0	0	0	0
Effective Reset hours	0	0	0	0	0
Required hours	2046.10	2183.00	1780.50	2001.10	1431.70
Indicator value				0.1%	0.1%

Licensee Comments: none

Safety System Unavailability, Residual Heat Removal System



Thresholds: White > 1.5% Yellow > 5.0% Red > 10.0%

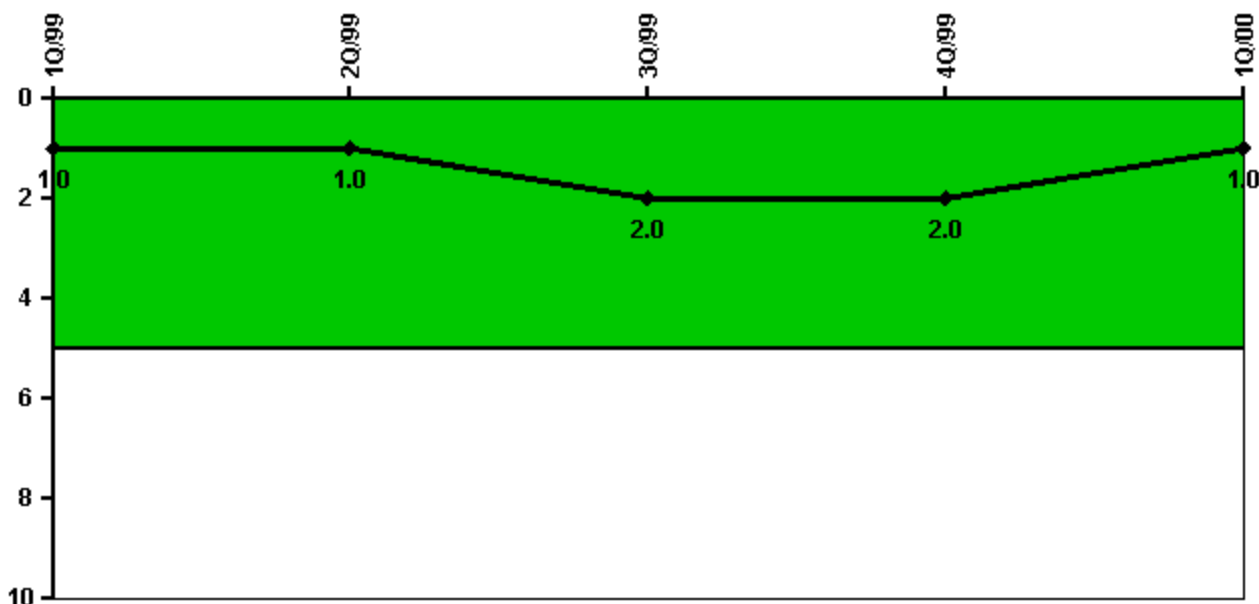
Notes

Safety System Unavailability, Residual Heat Removal System	1Q/99	2Q/99	3Q/99	4Q/99	1Q/00
Train 1					
Planned unavailable hours	0	12.00	0	0	15.10
Unplanned unavailable hours	0	0	0	0	0
Fault exposure hours	0	0	0	0	0
Effective Reset hours	0	0	0	0	0
Required hours	2160.00	2064.00	2112.00	2209.00	2184.00
Train 2					
Planned unavailable hours	11.00	0	16.30	0	0
Unplanned unavailable hours	0	0	0	0	0
Fault exposure hours	0	0	0	0	0
Effective Reset hours	0	0	0	0	0
Required hours	2160.00	2064.00	2112.00	2209.00	2184.00
Indicator value				0.3%	0.3%

Licensee Comments:

1Q/00: A design deficiency was identified on the Decay Heat Pumps. The significance of the deficiency is being addressed by the NRC inspection process.

Safety System Functional Failures (PWR)



Thresholds: White > 5.0

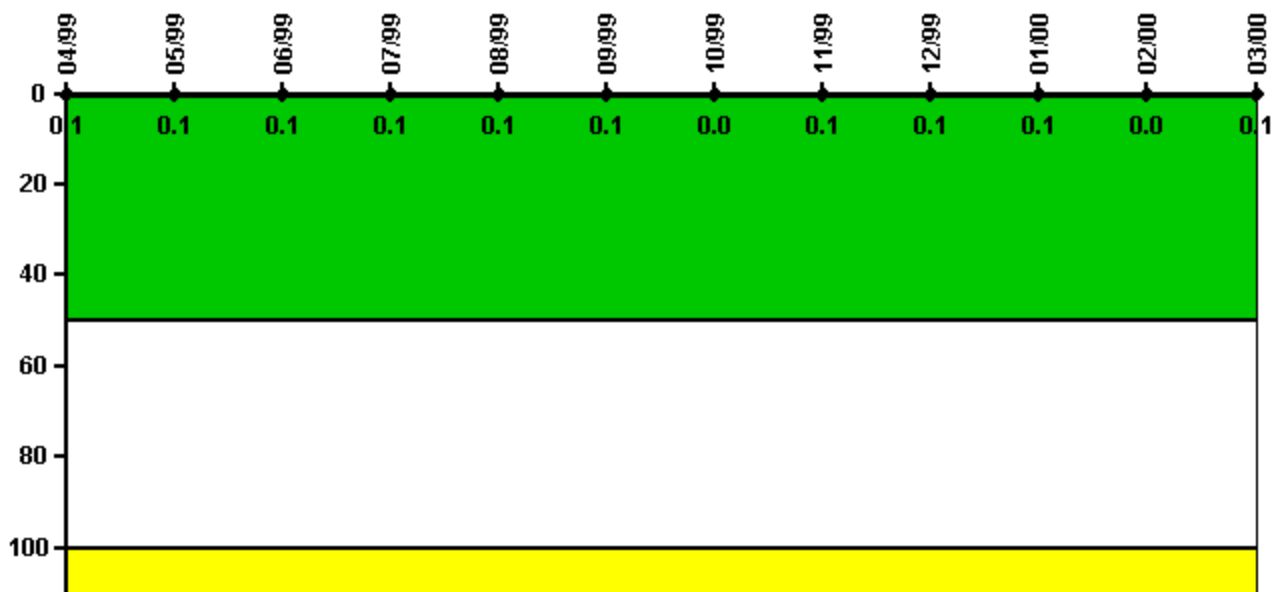
Notes

Safety System Functional Failures (PWR)	1Q/99	2Q/99	3Q/99	4Q/99	1Q/00
Safety System Functional Failures	1	0	1	0	0
Indicator value	1	1	2	2	1

Licensee Comments:

1Q/00: The March 2000 SSFF previously reported for Decay Heat Removal Pumps has been rescinded. A Licensee Event Report supplement has been submitted which formally documents the operability of the Decay Heat Pumps. The SSFF value for March 2000 has been changed from 1 to zero. This change did not affect the performance indicator color.

Reactor Coolant System Activity



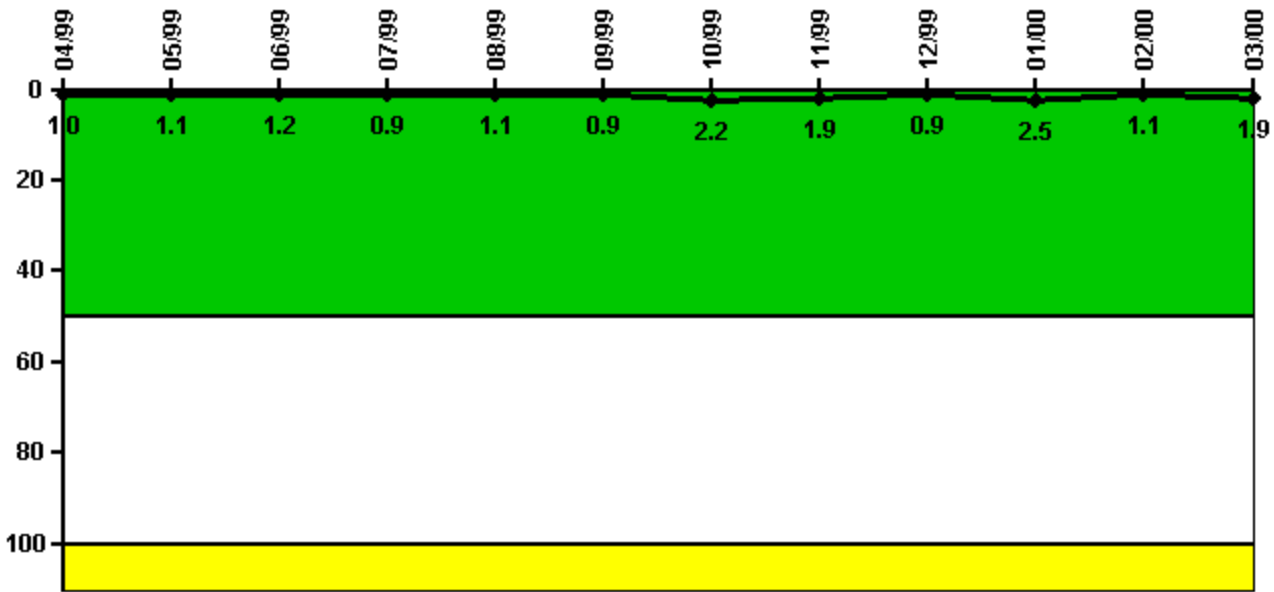
Thresholds: White > 50.0 Yellow > 100.0

Notes

Reactor Coolant System Activity	4/99	5/99	6/99	7/99	8/99	9/99	10/99	11/99	12/99	1/00	2/00	3/00
Maximum activity	0.003790	0.004380	0.004250	0.004700	0.004600	0.004400	0.001710	0.001770	0.001900	0.001910	0.001440	0.002030
Technical specification limit	3.5	3.5	3.5	3.5	3.5	3.5	3.5	3.5	3.5	3.5	3.5	3.5
Indicator value	0.1	0.1	0.1	0.1	0.1	0.1	0	0.1	0.1	0.1	0	0.1

Licensee Comments: none

Reactor Coolant System Leakage




Thresholds: White > 50.0 Yellow > 100.0

Notes

Reactor Coolant System Leakage	4/99	5/99	6/99	7/99	8/99	9/99	10/99	11/99	12/99	1/00	2/00	3/00
Maximum leakage	0.101	0.107	0.115	0.089	0.106	0.086	0.221	0.188	0.089	0.250	0.110	0.190
Technical specification limit	10.0	10.0	10.0	10.0	10.0	10.0	10.0	10.0	10.0	10.0	10.0	10.0
Indicator value	1.0	1.1	1.2	0.9	1.1	0.9	2.2	1.9	0.9	2.5	1.1	1.9

Licensee Comments: none

Drill/Exercise Performance



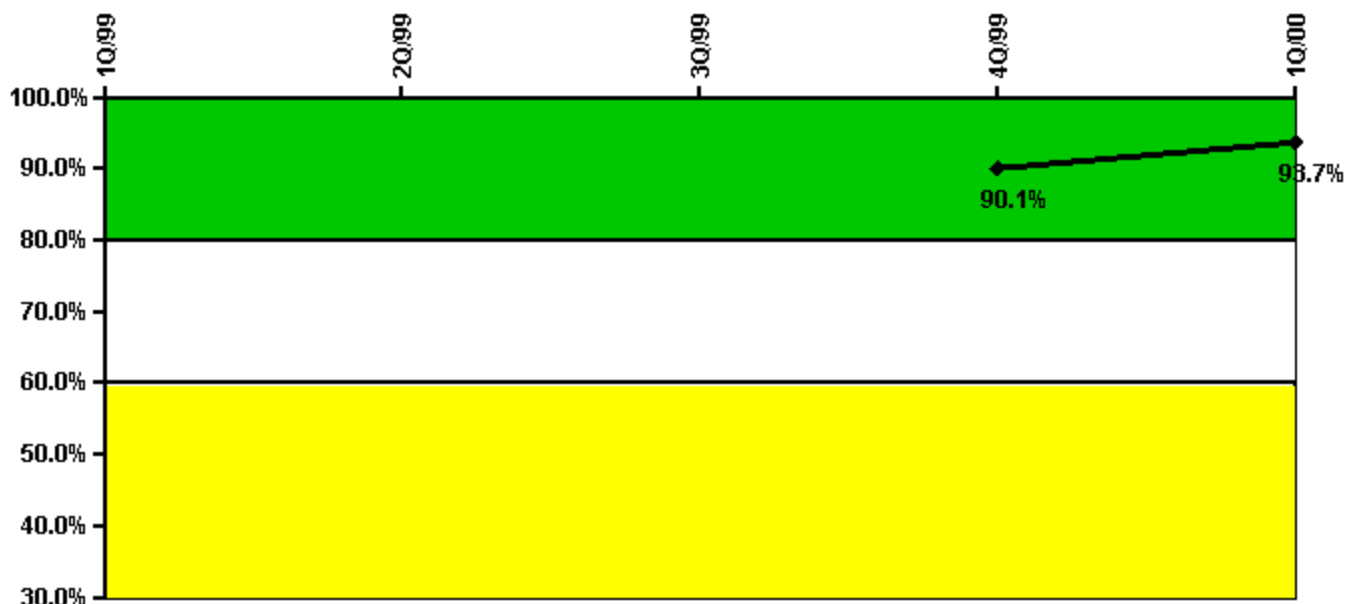
Thresholds: White < 90.0% Yellow < 70.0%

Notes

Drill/Exercise Performance	1Q/99	2Q/99	3Q/99	4Q/99	1Q/00
Successful opportunities	27.0	81.0	67.0	35.0	96.0
Total opportunities	27.0	82.0	67.0	35.0	96.0
Indicator value				99.7%	99.8%

Licensee Comments: none

ERO Drill Participation



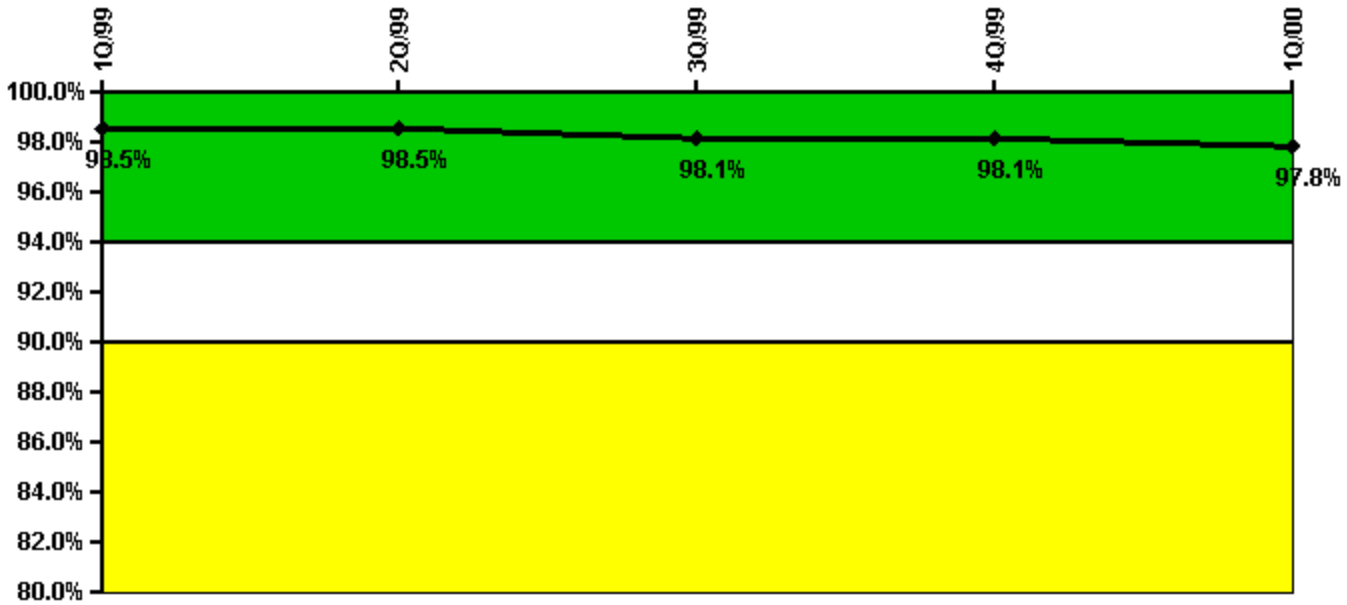
Thresholds: White < 80.0% Yellow < 60.0%

Notes

ERO Drill Participation	1Q/99	2Q/99	3Q/99	4Q/99	1Q/00
Participating Key personnel				109.0	118.0
Total Key personnel				121.0	126.0
Indicator value				90.1%	93.7%

Licensee Comments: none

Alert & Notification System



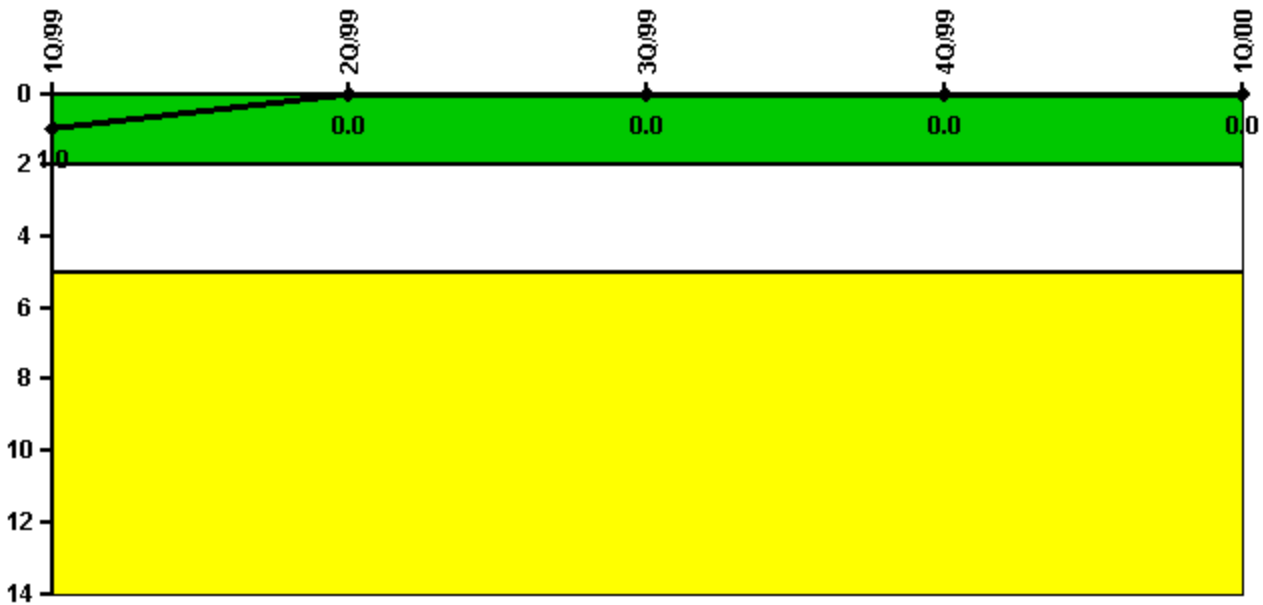
Thresholds: White < 94.0% Yellow < 90.0%

Notes

Alert & Notification System	1Q/99	2Q/99	3Q/99	4Q/99	1Q/00
Successful siren-tests	146	145	143	143	144
Total sirens-tests	147	147	147	147	147
Indicator value	98.5%	98.5%	98.1%	98.1%	97.8%

Licensee Comments: none

Occupational Exposure Control Effectiveness




Thresholds: White > 2.0 Yellow > 5.0

Notes

Occupational Exposure Control Effectiveness	1Q/99	2Q/99	3Q/99	4Q/99	1Q/00
High radiation area occurrences	0	0	0	0	0
Very high radiation area occurrences	0	0	0	0	0
Unintended exposure occurrences	0	0	0	0	0
Indicator value	1	0	0	0	0

Licensee Comments: none

RETS/ODCM Radiological Effluent



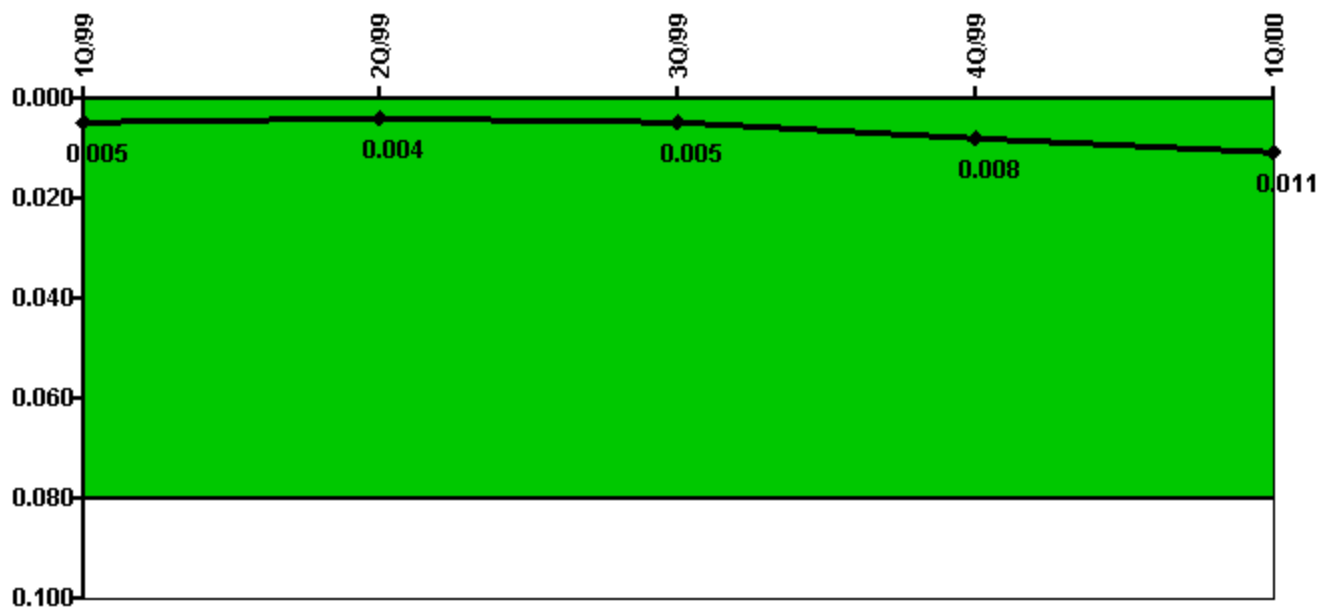
Thresholds: White > 1.0 Yellow > 3.0

Notes

RETS/ODCM Radiological Effluent	1Q/99	2Q/99	3Q/99	4Q/99	1Q/00
RETS/ODCM occurrences	0	0	0	0	0
Indicator value	0	0	0	0	0

Licensee Comments: none

Protected Area Security Performance Index



Thresholds: White > 0.080


Notes

Protected Area Security Performance Index	1Q/99	2Q/99	3Q/99	4Q/99	1Q/00
IDS compensatory hours	7.60	8.40	60.70	106.30	63.20
CCTV compensatory hours	0	1.2	19.7	13.9	14.5
IDS normalization factor	1.65	1.65	1.65	1.65	1.70
CCTV normalization factor	1.0	1.0	1.0	1.0	1.1
Index Value	0.005	0.004	0.005	0.008	0.011

Licensee Comments:

1Q/00: One IDS and two CCTV components were added to the system in February 2000.

Personnel Screening Program



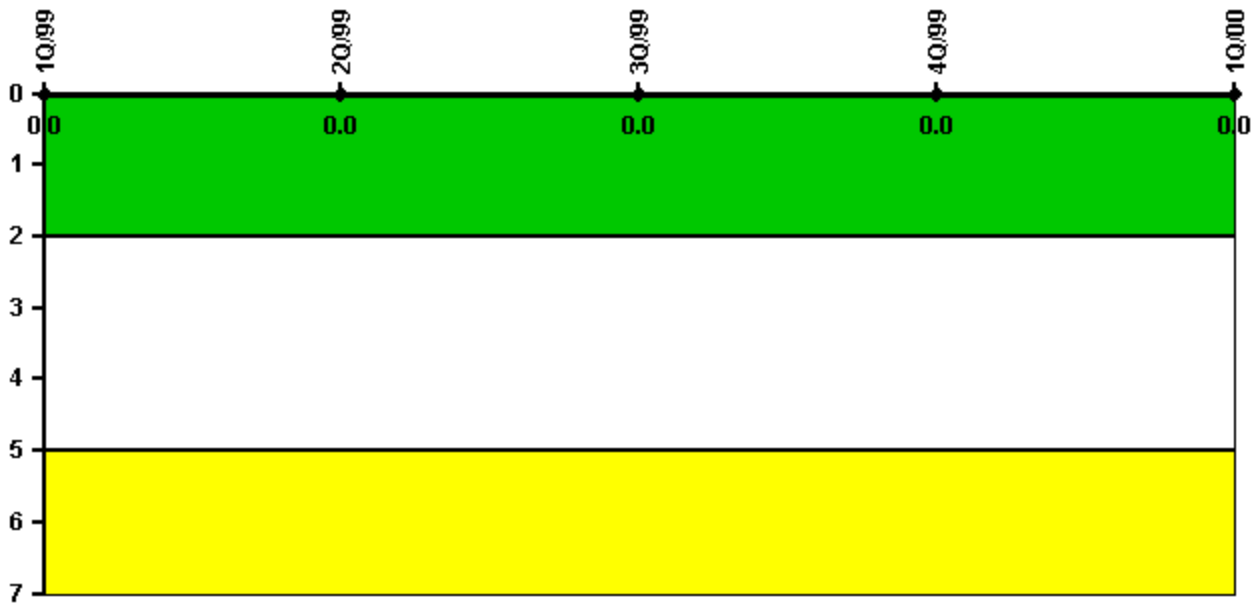
Thresholds: White > 2.0 Yellow > 5.0

Notes

Personnel Screening Program	1Q/99	2Q/99	3Q/99	4Q/99	1Q/00
Program failures	0	0	0	0	0
Indicator value	0	0	0	0	0

Licensee Comments: none

FFD/Personnel Reliability



Thresholds: White > 2.0 Yellow > 5.0

Notes

FFD/Personnel Reliability	1Q/99	2Q/99	3Q/99	4Q/99	1Q/00
Program Failures	0	0	0	0	0
Indicator value	0	0	0	0	0

Licensee Comments: none

▲ [PI Summary](#) | [Inspection Findings Summary](#) | [Reactor Oversight Process](#)

Last Modified: April 1, 2002