

Child Access and Visitation Grants:

*State/Jurisdiction Profiles for
FY 2007*



*Prepared by:
Office of Child Support Enforcement
Administration for Children and Families
U.S. Department of Health and Human Services*

TABLE OF CONTENTS

Section I: Overview

- ▶ FY 2007 Program Highlights.....1
- ▶ Background Information.....5
- ▶ A Guide to Understanding the Data.....7

Section II: National Data

- Chart A: Number of Parents/Guardians Served Over Time.....10
- Chart B: Number/Percent of Parents/Guardians Served and Children Involved.....11
 - ▶ Table A (by State/Jurisdiction).....12
- Chart C: Number/Percent of Clients Served by Program Activity..13
 - ▶ Table B (by State/Jurisdiction)14
- Chart D: Number/Percent of States/Jurisdictions Providing Services by Type15
 - ▶ Table B (by State/Jurisdiction).....16
- Chart E: Marital Status of Parents Served17
 - ▶ Table C (by State/Jurisdiction)18
- Chart F: Income Ranges of Parents/Guardians Served.....19
 - ▶ Table D (by State/Jurisdiction).....20
- Chart G: Race/Ethnicity of Parents/Guardians Served.....21
 - ▶ Table E (by State/Jurisdiction)22

Chart H: Referral Source for Parents/Guardians to Services.....23
▶ Table F (by State/Jurisdiction).....24

Chart I: Grouping of States/Jurisdictions by Grant Amount.....25

Chart J: Program Outcomes: Increase in Parenting Time.....26
▶ Table B (by State/Jurisdiction).....27

Section III: State/Jurisdiction Profiles

Alabama28

Alaska30

Arizona36

Arkansas39

California41

Colorado48

Connecticut50

Delaware52

District of Columbia.....54

Florida56

Georgia60

Guam62

Hawaii64

Idaho66

Illinois68

Indiana70

Iowa72

Kansas74

Kentucky77

Louisiana79

Maine81

Maryland85

Massachusetts.....87

Michigan89

Minnesota94

Mississippi96

Missouri98

Montana100

Nebraska102

Child Access and Visitation Grants: State Profiles for FY 2007

Nevada	105
New Hampshire.....	107
New Jersey	109
New Mexico	112
New York	114
North Carolina.....	117
North Dakota.....	119
Ohio	122
Oklahoma	125
Oregon	127
Pennsylvania.....	129
Puerto Rico	131
Rhode Island.....	133
South Carolina.....	135
South Dakota.....	137
Tennessee	140
Texas	143
Utah	146
Vermont	148
Virginia	151
Virgin Islands.....	153
Washington	155
West Virginia.....	158
Wisconsin	160
Wyoming	162

Appendix

State Child Access Program Survey

FY 2007 Program Highlights

Nationwide, the “Grants to States for Access and Visitation” Program (AV) served over 79,000 parents, grandparents, and legal guardians in FY 2007. The States (including the District of Columbia, Guam, Puerto Rico, and the Virgin Islands) accomplished this with a fixed, annual appropriation of \$10 million plus the required 10 percent State match, where applicable.

Access Services Result in Increased Parenting Time with Children

In FY 2007, approximately 37,364 fathers and 39,657 mothers received access and visitation services. In addition, 32,940 noncustodial parents (NCPs) increased parenting time with their children, which is a 29 percent increase over FY 2006 in which 25,667 NCPs increased parenting time with their children (Chart J).

Number of Parents Served

In FY 1998, the first year AV program services were provided, 21 States opted to participate in the program, and 20,000 parents were served. In FY 2007, all States submitted data, and the number of participating parents has tripled compared to the AV program’s first year of service provision. FY 2007 reflects the highest number of parents, grandparents, and legal guardians served since the AV program’s inception (Chart A).

Nearly Equal Number of Fathers and Mothers Served

Similar to the data reported in FY 2006, nearly equal numbers of mothers (39,657) and fathers (37,364) participated in State-administered Access and Visitation programs in FY 2007. In addition, 2,537 grandparents and/or legal guardians (3 percent of total served) were recipients of AV services (Chart A).

Efforts Continue to Focus on Unmet Access Needs of Unmarried Parents

Approximately 44 percent of parents served in FY 2007 were unmarried parents. In addition, divorced parents constituted 21 percent of parents served; 16 percent of parents were separated; 15 percent reported they were married; and 4 percent were unknown (no data was reported). (See Chart E.)

Demographics of Parents Served

The majority of parents served in FY 2007 earned a yearly income of less than \$20,000. Based on the race/ethnicity data reported by States, 49 percent of parents served were white; 22 percent were African-American; 16 percent were Hispanic; 2 percent were Asian-American or Pacific Islander; 1 percent were American Indian or Alaskan; 2 percent were Other; and 8 percent were unknown (no data was reported). (See Chart G.)

Nationwide, States Deliver a Range of Access/Visitation Services

States determine services to be provided, which include those defined in the authorizing legislation (i.e., mediation, counseling, parent education, development of parenting plans, and visitation enforcement, including supervised visitation and/or neutral drop-off and pick-up). All services must be related to the overall goal of the AV program which is to “...enable States to establish and administer programs to support and facilitate non-custodial parents’ access to and visitation of their children...”

The majority of States provide more than one service, and in many instances, parents are the recipients of more than one service. Listed below are the number of parents that received each service type and the number of States that provided these services in FY 2007.

• <u>Mediation</u>	39 States	20,951 parents
• <u>Counseling</u>	34 States	6035 parents
• <u>Parent Education</u>	36 States	67,158 parents
• <u>Parenting Plans</u>	32 States	21,688 parents
• <u>Visitation Enforcement</u>		
▫ Supervised Visitation	48 States	17,641 parents
▫ Neutral Drop-Off/Pick-Up	43 States	7,952 parents

It is important to note that parents are counted once per service and that the amount of time or service hours devoted to each parent is not collected. As a result, parent education yields high numbers of parents served because it usually entails a one-time-only participation in a 2-4 hour seminar. Supervised visitation, on the other hand, is considered a time-intensive service that an NCP utilizes over a period of time usually determined by the court. States do not report on the development of their service guidelines (Charts C and D).

Parent Referral Sources to Access Services

Courts continue to be the primary source of parent referrals (52 percent) to AV services. Child support agencies completed 23 percent of parent referrals in FY 2007, a slight increase from 22 percent in FY 2006 (Chart H).

Local Service Providers

In FY 2007, States contracted with 353 court and/or community-based, non-profit service providers for the delivery of access and visitation services.

Funding by State

Access and Visitation Grants: Federal Allocation and State Match

State	Federal Allocation	State Match	Total Funding
Alabama	\$144,233	\$16,026	\$160,259
Alaska	\$100,000	\$11,111	\$111,111
Arizona	\$175,253	\$19,437	\$194,690
Arkansas	\$100,000	\$11,111	\$111,111
California	\$950,189	\$105,577	\$1,055,766
Colorado	\$124,226	\$13,029	\$137,255
Connecticut	\$100,000	\$11,111	\$111,111
Delaware	\$100,000	\$11,111	\$111,111
District of Columbia	\$100,000	\$11,111	\$111,111
Florida	\$514,536	\$57,171	\$571,707
Georgia	\$288,606	\$32,067	\$320,673
Guam	\$100,000	No Match Required	\$320,673
Hawaii	\$100,000	\$11,111	\$111,111
Idaho	\$100,000	\$11,111	\$111,111
Illinois	\$335,174	\$37,242	\$372,416
Indiana	\$181,698	\$20,189	\$201,887
Iowa	\$100,000	\$11,111	\$111,111
Kansas	\$100,000	\$11,111	\$111,111
Kentucky	\$120,496	\$13,388	\$133,884
Louisiana	\$161,207	\$17,912	\$179,119
Maine	\$100,000	\$11,111	\$111,111
Maryland	\$159,241	\$17,693	\$176,934
Massachusetts	\$169,596	\$18,844	\$188,440
Michigan	\$292,064	\$32,500	\$324,564
Minnesota	\$130,764	\$14,530	\$145,294
Mississippi	\$114,609	\$12,734	\$127,343
Missouri	\$172,531	\$19,170	\$191,701
Montana	\$100,000	\$11,111	\$111,111
Nebraska	\$100,000	\$11,111	\$111,111
Nevada	\$100,000	\$11,111	\$111,111
New Hampshire	\$100,000	\$11,111	\$111,111
New Jersey	\$213,982	\$23,776	\$237,758
New Mexico	\$100,000	\$11,111	\$111,111
New York	\$569,759	\$63,307	\$633,066
North Carolina	\$278,157	\$30,906	\$309,063

North Dakota	\$100,000	\$11,111	\$111,111
Ohio	\$351,620	\$39,069	\$390,689
Oklahoma	\$107,317	\$11,924	\$119,241
Oregon	\$100,000	\$11,111	\$111,111
Pennsylvania	\$329,739	\$36,683	\$366,422
Puerto Rico	\$100,000	\$11,111	\$111,111
Rhode Island	\$100,000	\$11,111	\$111,111
South Carolina	\$135,878	\$13,089	\$148,967
South Dakota	\$100,000	\$11,111	\$111,111
Tennessee	\$188,284	\$20,920	\$209,204
Texas	\$665,498	\$73,944	\$739,442
Utah	\$100,000	\$11,111	\$111,111
Vermont	\$100,000	\$11,111	\$111,111
Virgin Islands	\$100,000	No Match Required	\$100,000
Virginia	\$197,290	\$21,921	\$219,211
Washington	\$175,753	\$19,528	\$195,281
West Virginia	\$100,000	\$11,111	\$111,111
Wisconsin	\$152,300	\$16,922	\$169,222
Wyoming	\$100,000	\$11,111	\$111,111
Total	\$10,000,000	\$1,086,162	\$11,086,162

Background Information

Designated State Agencies

Statute requires governors to designate the State agency responsible for administering the Access and Visitation Grant program. To date, the majority of State Access and Visitation programs are managed by either State Child Support Enforcement Agencies (28) or State Administrative Offices of the Court (12). The remainder are managed by State Social Service agencies (11); the Office of the Attorney General (2); and the Governor's Grants Office (1).

Designated Federal Agency

The Office of Child Support Enforcement, Administration for Children and Families, U.S. Department of Health and Human Services remains officially responsible for managing this grant program.

Staff Contact:

Tracie Pogue, Program Specialist
Office of Child Support Enforcement
Administration for Children and Families
HHS
370 L'Enfant Promenade, S.W.
4th Floor
Washington, DC 20447
Email: Tracie.Pogue@acf.hhs.gov

Enabling Legislation

The "Grants to States for Access and Visitation" Program (42 U.S.C. 669b) was authorized by Congress through passage of the Personal Responsibility and Work Opportunity Reconciliation Act of 1996.

The goal of the program is to:

“...enable States to establish and administer programs to support and facilitate non-custodial parents' access to and visitation of their children....”

States are directed to accomplish this goal through the provision of services including, but not limited to:

1. mediation (mandatory and voluntary);
2. counseling;

3. education (e.g., parent education);
4. development of parenting plans;
5. visitation enforcement (including monitored supervision and neutral drop-off/pick-up); and
6. development of guidelines for visitation and alternative custody arrangements.

This is a formula grant program. States have the discretion to decide what services to provide, organizations to be funded, geographic areas to be covered, and persons to be served.

Annual Funding

\$10 million appropriated each year by Congress.

Funding Formula

“The allotment of a State for a fiscal year is the amount that bears the same ratio to \$10,000,000 for grants under this section for the fiscal year as the number of children in the State living with only one (1) biological parent bears to the total number of such children in all States.”

Required State Match

States are required by law to provide a minimum 10 percent match of the Federal grant amount. This match requirement can be fulfilled via cash or in-kind contributions by the State and/or local grantees. Guam and the Virgin Islands are exempt from this requirement.

*** State Reporting Requirements**

The enabling legislation requires States to monitor, evaluate, and report on services funded through the Access and Visitation Grant Program. This statutory requirement is satisfied through the annual completion of the “State Child Access Program Survey” (see Appendix) which includes:

1. State agency contact information;
2. services funded;
3. provider agency contact information;
4. number of parents served;
5. socio-economic and demographic information of families served; and
6. outcome data (i.e., number of parents whose parenting time with children increased as a result of services).

* This report is based on data submitted by States.

A Guide to Understanding the Data

The information presented is based on data reported by 54 States and jurisdictions. Apparent inconsistencies in State data were addressed with State AV representatives, and corrections to the data were made where appropriate. Remaining inconsistencies may be based on:

- State-by-State differences in how client participants are counted (e.g., NCPs only versus mothers and fathers);
- Inconsistent reporting from local service providers regarding client characteristics and services; and
- The need for more consistent State review of data from local service providers prior to submission.

This information is provided to assist the reader in understanding the FY 2007 State program statistics contained in “Section III: State Profiles” of this report. The Federal OCSE continues to work with States on improving data submissions.

Parents Served

The totals represent the number of clients (including parents/legal guardians/grandparents) receiving one or more services.

Service Data

The totals represent the number of clients receiving services by service type. The sum of all clients receiving services could exceed the total number of parents served by the State if clients received more than one type of service.

Definition of Services

Mediation

May include, but is not limited to, court-connected or community-based services involving professionals (certified and trained as family mediators) who meet with both parents and/or guardians to: a) resolve parenting disputes; b) develop a parenting plan and visitation agreement; and c) increase noncustodial parenting time with children.

Counseling

May include, but is not limited to, services provided by mental health professionals who help parents and/or guardians address their interpersonal conflicts by focusing on the best interests of the child.

Parent Education

May include, but is not limited to, seminars or classes for providing custodial and noncustodial parents with information on a range of issues, such as: a) adverse consequences of divorce and parental conflict on children; b) benefits of co-parenting; c) State custody and visitation guidelines; d) court procedures for filing a motion for visitation; and e) importance of developing a parenting plan, etc.

Development of Parenting Plans

May include, but is not limited to, the development of formal or informal parenting plans or parenting agreements through services other than mediation which increase NCP parenting time with children and/or reduce parental conflict over issues related to child access and visitation. Plans may or may not be filed with the court dependent upon the wishes of the parents.

Visitation Enforcement Services

- **Supervised Visitation**

May include, but is not limited to, monitored, therapeutic, and supervised visitation services for noncustodial parents (usually ordered by the court) who would otherwise be denied access to their children. These services are generally provided by trained and certified mental health professionals at a safe and secure setting.

- **Neutral Drop-Off/Pick-Up**

May include, but is not limited to, services for high-conflict parents and their children in a neutral environment for the safe exchange of a child from one parent to another. These services are often available through community and faith-based organizations and/or supervised visitation centers.

Marital Status

Marital status between biological parents only.

Annual Income & Race/Ethnicity

Self-explanatory.

Source of Client Referrals

Identifies how parents/guardians were referred to access and visitation services reported through this program.

Outcome: Increase in NCP Parenting Time with Children

The number of noncustodial mothers or fathers who increased parenting time (hourly, daily, weekly, monthly, and/or annually) with their children compared to time spent with their children prior to receiving access and visitation services.

“Unknown” Data Category

State did not collect and/or report data.

Local Service Providers

Sub-grantees providing access and visitation services.

Section II: National Data Trends

Chart A: Number of Parents/Guardians Served Over Time

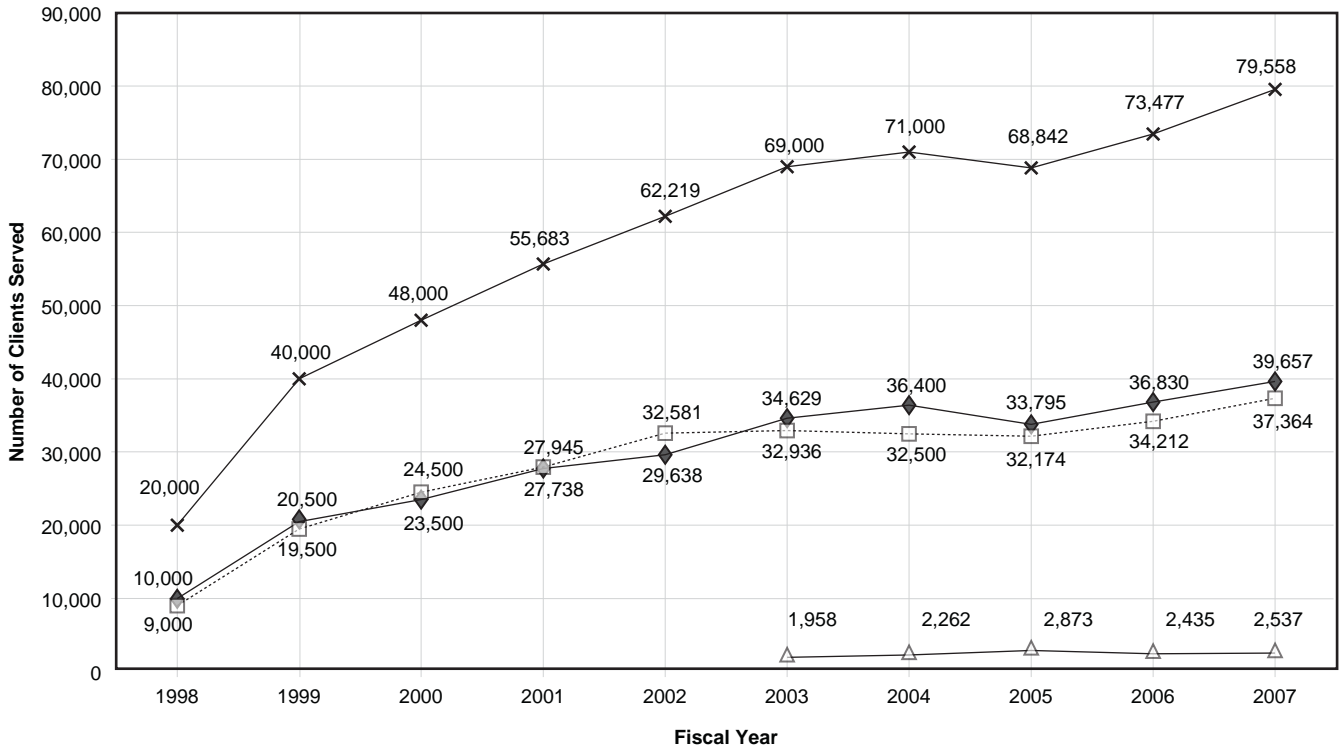


Chart B: Number/Percent of Parents/Guardians Served and Children Involved (FY 2007)

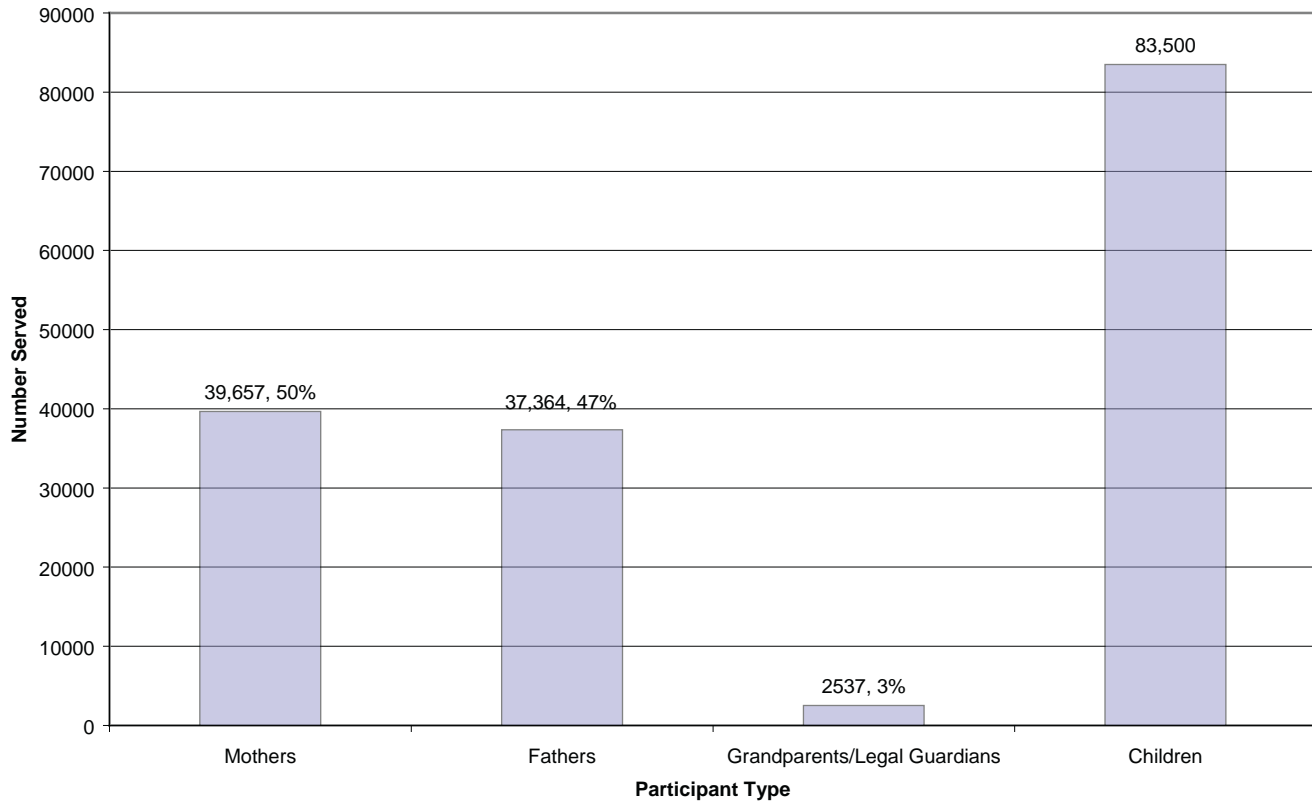


Table A: Federal Access & Visitation Allocations to States For FY -2006

State or Jurisdiction	Father	Mother	Grandparents/Legal Guardians	Total Parents Served	Number of Children Associated With Parents Served
Alabama	488	908	61	1,457	2,155
Alaska	477	493	1	971	557
Arizona	1,221	1,324	27	2,572	1,508
Arkansas	128	131	8	267	224
California	1,361	1,406	70	2,837	2,243
Colorado	426	866	40	1,332	1,637
Connecticut	254	255	5	514	345
Delaware	201	219	28	448	341
District of Columbia	132	86	13	231	337
Florida	562	656	83	1,301	2,117
Georgia	360	61	0	421	504
Guam	51	63	3	117	188
Hawaii	185	185	6	376	402
Idaho	445	551	2	998	959
Illinois	1,370	1,321	70	2,761	1,658
Indiana	364	125	8	497	763
Iowa	285	46	1	332	433
Kansas	436	334	6	776	958
Kentucky	45	51	24	120	94
Louisiana	123	121	2	246	186
Maine	1,012	1,079	72	2,163	4,050
Maryland	314	331	28	673	778
Massachusetts	249	80	0	329	579
Michigan	1,055	991	42	2,088	1,743
Minnesota	127	84	5	216	184
Mississippi	328	395	25	748	469
Missouri	889	892	7	1,788	1,206
Montana	83	96	7	186	353
Nebraska	139	152	8	299	275
Nevada	341	341	0	682	413
New Hampshire	200	207	9	416	338
New Jersey	488	500	53	1,041	1,084
New Mexico	58	78	9	145	144
New York	1,118	1,174	119	2,411	2,258
North Carolina	546	463	26	1,035	786
North Dakota	165	201	76	442	405
Ohio	311	331	83	725	728
Oklahoma	334	360	24	718	599
Oregon	117	119	8	244	187
Pennsylvania	382	392	58	832	1070
Puerto Rico	79	79	0	158	114
Rhode Island	241	172	3	416	342
South Carolina	356	361	19	736	467
South Dakota	383	347	59	789	822
Tennessee	429	1,305	87	1,821	1,836
Texas	11,453	12,295	247	23,995	31,767
Utah	294	280	3	577	572
Vermont	241	246	75	562	330
Virgin Islands	136	135	1	272	196
Virginia	4,465	4,565	578	9,608	6,419
Washington State	1,440	1,639	270	3,349	4,011
West Virginia	291	327	33	651	549
Wisconsin	148	157	6	311	298
Wyoming	238	281	39	558	519
National Total	37,364	39,657	2,537	79,558	83,500

Chart C: Number/Percent of Clients Served by Program Activity (FY 2007)

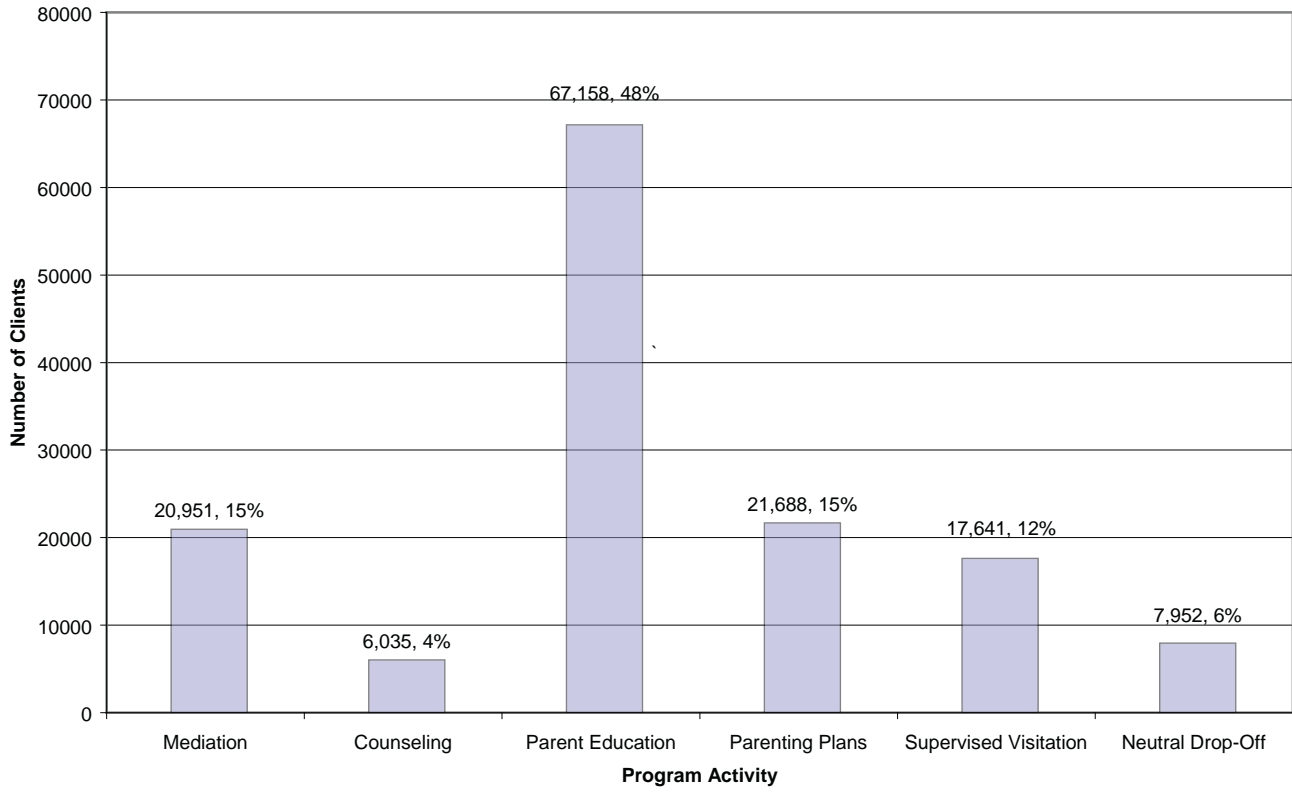


Table B: Numbers Served by Program Activity (FY 2007)

State or Jurisdiction	Mediation	Counseling	Parenting Plan	Education	Supervised Visitation	Neutral Drop Off	State Totals for Services Provided	Increased NCP Parenting Time with Children
Alabama	156	259	207	375	926	0	1,923	1,112
Alaska	184	0	0	765	22	0	971	101
Arizona	1,174	121	466	73	167	99	2,100	763
Arkansas	262	0	190	0	0	0	452	190
California	0	0	0	197	1,160	361	1,718	1,341
Colorado	1,332	0	765	0	0	0	2,097	765
Connecticut	178	90	0	0	246	0	514	183
Delaware	0	0	255	0	107	12	374	190
District of Columbia	0	198	75	71	87	55	486	179
Florida	2	44	1,210	5	1,123	85	2,469	1,169
Georgia	62	263	70	343	407	11	1,156	223
Guam	48	0	62	0	54	26	190	126
Hawaii	0	0	0	0	327	51	378	188
Idaho	0	0	998	727	0	0	1,725	581
Illinois	1,033	68	885	1,629	315	135	4,065	533
Indiana	0	370	196	148	80	19	813	203
Iowa	36	297	0	0	14	45	392	227
Kansas	0	0	4	10	442	338	794	605
Kentucky	34	28	67	0	36	4	169	49
Louisiana	55	70	26	14	45	0	210	37
Maine	0	0	0	2,129	0	34	2,163	711
Maryland	50	41	333	333	339	84	1,180	430
Massachusetts	25	5	8	327	0	0	365	101
Michigan	820	0	10	0	4,266	3,832	8,928	5,772
Minnesota	0	18	0	48	154	15	235	160
Mississippi	82	250	0	675	6	1	1,014	23
Missouri	1,788	0	1,788	0	0	0	3,576	588
Montana	0	1	64	67	190	10	332	164
Nebraska	238	0	222	7	24	30	521	123
Nevada	340	106	304	64	2	6	822	171
New Hampshire	168	0	160	356	194	66	944	184
New Jersey	18	17	43	14	806	2	900	352
New Mexico	0	0	0	0	85	45	130	80
New York	749	1,286	437	1,687	812	376	5,347	907
North Carolina	208	731	179	586	17	1	1,722	245
North Dakota	0	0	18	319	349	137	823	306
Ohio	125	1	17	1	439	148	731	271
Oklahoma	24	5	587	550	137	2	1,305	235
Oregon	0	5	0	133	187	64	389	187
Pennsylvania	39	188	170	190	267	6	860	429
Puerto Rico	8	79	79	0	61	18	245	158
Rhode Island	274	0	274	0	148	0	696	276
South Carolina	283	461	418	625	55	45	1,887	244
South Dakota	3	0	50	0	630	523	1,206	476
Tennessee	180	58	913	0	3	2	1,156	1,164
Texas	837	429	1,177	52,087	1,188	615	56,333	4,668
Utah	548	1	0	0	23	5	577	208
Vermont	2	0	297	338	426	114	1,177	255
Virgin Islands	116	46	0	24	0	0	186	119
Virginia	8,948	178	7,243	0	151	88	16,608	3,695
Washington	502	264	713	1,936	167	47	3,629	1,061
West Virginia	0	4	235	43	473	160	915	181
Wisconsin	0	0	18	262	116	112	508	117
Wyoming	20	53	455	0	368	123	1,019	398
National Total	20,951	6,035	21,688	67,158	17,641	7,952	141,425	33,224

Chart D: Number/Percent of States/Jurisdictions Providing Services by Type (FY 2007)

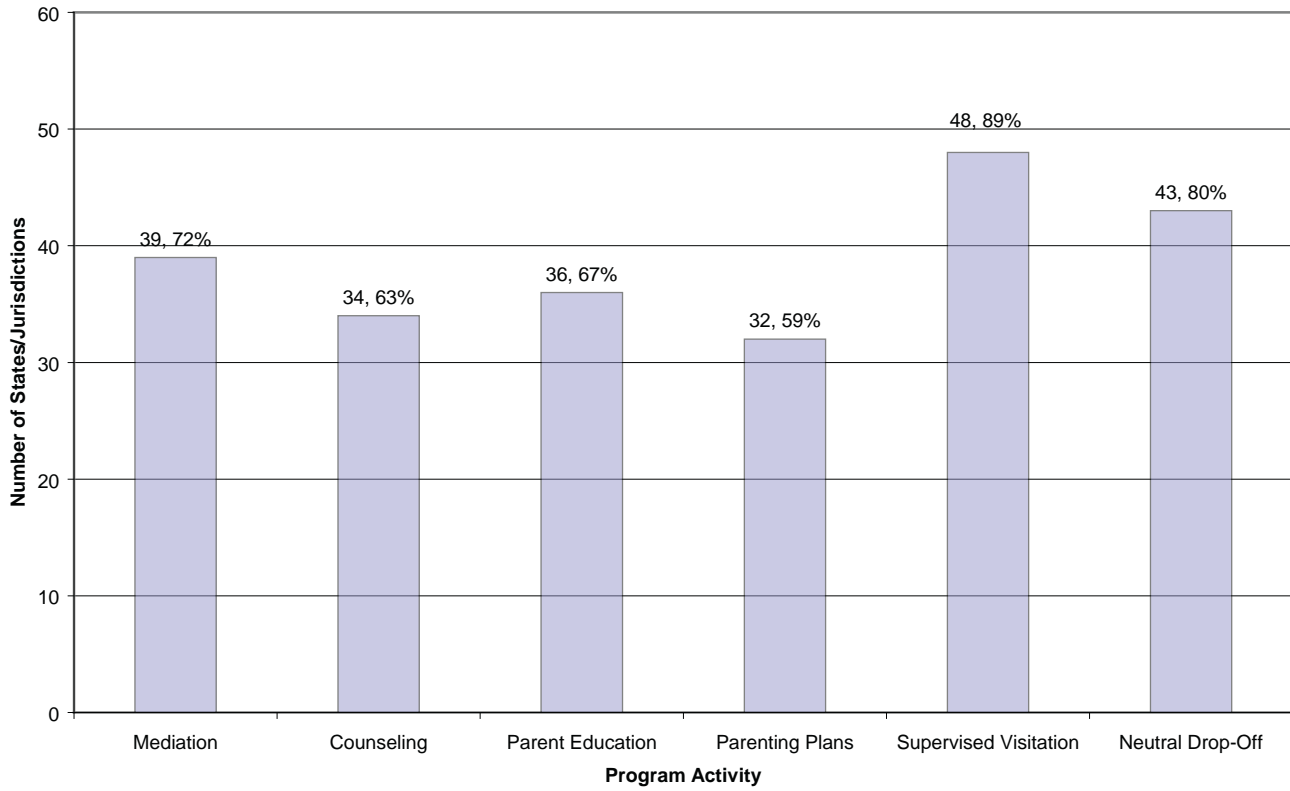


Table B: Numbers Served by Program Activity (FY 2007)

State or Jurisdiction	Mediation	Counseling	Parenting Plan	Education	Supervised Visitation	Neutral Drop Off	State Totals for Services Provided	Increased NCP Parenting Time with Children
Alabama	156	259	207	375	926	0	1,923	1,112
Alaska	184	0	0	765	22	0	971	101
Arizona	1,174	121	466	73	167	99	2,100	763
Arkansas	262	0	190	0	0	0	452	190
California	0	0	0	197	1,160	361	1,718	1,341
Colorado	1,332	0	765	0	0	0	2,097	765
Connecticut	178	90	0	0	246	0	514	183
Delaware	0	0	255	0	107	12	374	190
District of Columbia	0	198	75	71	87	55	486	179
Florida	2	44	1,210	5	1,123	85	2,469	1,169
Georgia	62	263	70	343	407	11	1,156	223
Guam	48	0	62	0	54	26	190	126
Hawaii	0	0	0	0	327	51	378	188
Idaho	0	0	998	727	0	0	1,725	581
Illinois	1,033	68	885	1,629	315	135	4,065	533
Indiana	0	370	196	148	80	19	813	203
Iowa	36	297	0	0	14	45	392	227
Kansas	0	0	4	10	442	338	794	605
Kentucky	34	28	67	0	36	4	169	49
Louisiana	55	70	26	14	45	0	210	37
Maine	0	0	0	2,129	0	34	2,163	711
Maryland	50	41	333	333	339	84	1,180	430
Massachusetts	25	5	8	327	0	0	365	101
Michigan	820	0	10	0	4,266	3,832	8,928	5,772
Minnesota	0	18	0	48	154	15	235	160
Mississippi	82	250	0	675	6	1	1,014	23
Missouri	1,788	0	1,788	0	0	0	3,576	588
Montana	0	1	64	67	190	10	332	164
Nebraska	238	0	222	7	24	30	521	123
Nevada	340	106	304	64	2	6	822	171
New Hampshire	168	0	160	356	194	66	944	184
New Jersey	18	17	43	14	806	2	900	352
New Mexico	0	0	0	0	85	45	130	80
New York	749	1,286	437	1,687	812	376	5,347	907
North Carolina	208	731	179	586	17	1	1,722	245
North Dakota	0	0	18	319	349	137	823	306
Ohio	125	1	17	1	439	148	731	271
Oklahoma	24	5	587	550	137	2	1,305	235
Oregon	0	5	0	133	187	64	389	187
Pennsylvania	39	188	170	190	267	6	860	429
Puerto Rico	8	79	79	0	61	18	245	158
Rhode Island	274	0	274	0	148	0	696	276
South Carolina	283	461	418	625	55	45	1,887	244
South Dakota	3	0	50	0	630	523	1,206	476
Tennessee	180	58	913	0	3	2	1,156	1,164
Texas	837	429	1,177	52,087	1,188	615	56,333	4,668
Utah	548	1	0	0	23	5	577	208
Vermont	2	0	297	338	426	114	1,177	255
Virgin Islands	116	46	0	24	0	0	186	119
Virginia	8,948	178	7,243	0	151	88	16,608	3,695
Washington	502	264	713	1,936	167	47	3,629	1,061
West Virginia	0	4	235	43	473	160	915	181
Wisconsin	0	0	18	262	116	112	508	117
Wyoming	20	53	455	0	368	123	1,019	398
National Total	20,951	6,035	21,688	67,158	17,641	7,952	141,425	33,224

Chart E: Marital Status of Parents Served (FY 2007)

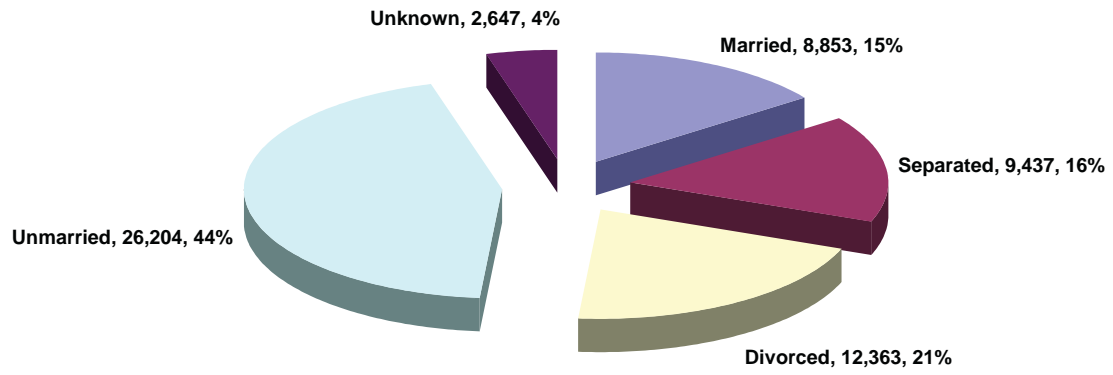


Table C: Marital Status (FY 2007)

State or Jurisdiction	Married	Separated	Divorced	Unmarried	Unknown	State Totals
Alabama	260	50	260	887	0	1,457
Alaska	665	22	55	98	131	971
Arizona	768	628	460	511	178	2,545
Arkansas	0	116	119	16	8	259
California	0	812	744	1,118	93	2,767
Colorado	103	116	556	517	0	1,292
Connecticut	45	43	56	365	0	509
Delaware	4	17	121	142	136	420
District of Columbia	40	56	16	107	0	219
Florida	183	207	268	453	107	1,218
Georgia	1	49	37	334	0	421
Guam	5	12	6	87	0	110
Hawaii	128	6	32	204	0	370
Idaho	259	543	68	126	0	996
Illinois	106	99	160	1,575	751	2,691
Indiana	46	21	135	295	0	497
Iowa	67	9	115	140	0	331
Kansas	22	66	365	317	0	770
Kentucky	12	5	57	20	2	96
Louisiana	29	10	30	175	0	244
Maine	303	658	469	489	172	2,091
Maryland	85	95	156	222	87	645
Massachusetts	33	19	35	242	0	329
Michigan	67	123	1,155	701	0	2,046
Minnesota	5	45	29	108	29	216
Mississippi	0	50	120	568	0	738
Missouri	0	0	711	1,070	0	1,781
Montana	40	11	24	112	0	187
Nebraska	15	116	79	81	0	291
Nevada	70	0	15	597	0	682
New Hampshire	75	88	96	157	0	416
New Jersey	131	129	117	534	77	988
New Mexico	6	7	67	56	0	136
New York	71	447	722	1,000	52	2,292
North Carolina	42	85	199	682	1	1,009
North Dakota	38	31	130	167	0	366
Ohio	106	78	191	332	0	707
Oklahoma	221	37	145	291	0	694
Oregon	6	22	47	119	42	236
Pennsylvania	41	138	147	494	0	820
Puerto Rico	6	66	86	0	0	158
Rhode Island	9	13	77	317	0	416
South Carolina	61	57	16	602	0	736
South Dakota	126	157	180	260	0	723
Tennessee	990	167	55	442	0	1,654
Texas	2027	119	165	2,379	579	5,269
Utah	0	26	418	132	1	577
Vermont	56	71	81	220	134	562
Virgin Islands	13	9	22	228	0	272
Virginia	62	2,700	1,711	4,981	0	9,454
Washington State	1,222	704	708	715	0	3,349
West Virginia	81	111	186	173	67	618
Wisconsin	14	107	116	68	0	305
Wyoming	88	64	228	178	0	558
National Total	8,853	9,437	12,363	26,204	2,647	59,504

Chart F: Income Ranges of Parents/Guardians Served (FY 2007)

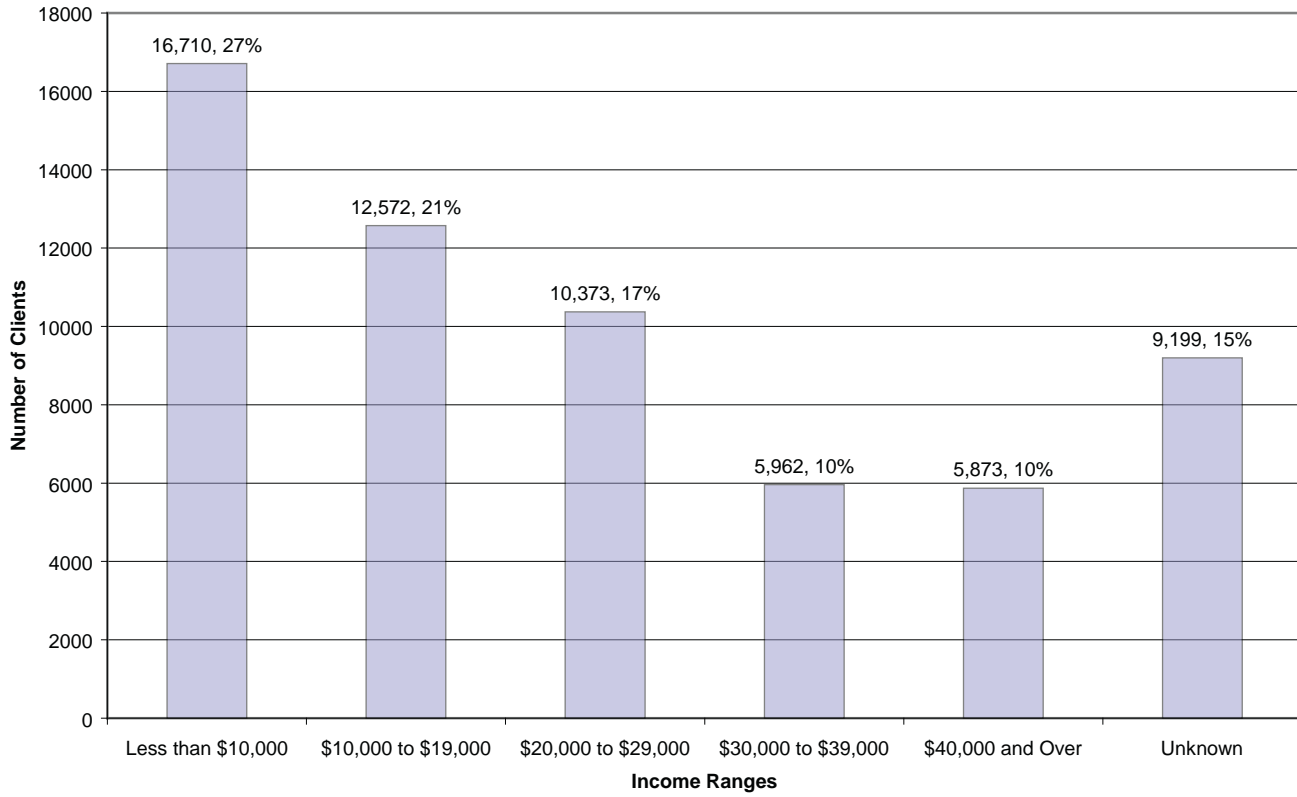


Table D: Income (in \$1,000's) (FY 2007)							
State or Jurisdiction	Less than \$10	\$10 to 19	\$20 to 29	\$30 to 39	\$40 to above	Unknown	State Totals
Alabama	1,056	161	143	51	46	0	1,457
Alaska	39	42	41	26	24	799	971
Arizona	203	237	249	199	250	1,434	2,572
Arkansas	43	51	57	39	74	3	267
California	832	631	420	201	322	242	2,648
Colorado	693	386	133	80	40	0	1,332
Connecticut	162	118	115	61	58	0	514
Delaware	73	74	32	25	41	203	448
D.C	97	57	48	11	17	1	231
Florida	420	244	66	48	9	514	1,301
Georgia	110	79	130	50	48	4	421
Guam	54	23	30	11	10	0	128
Hawaii	99	62	135	47	33	0	376
Idaho	213	240	265	123	157	0	998
Illinois	879	369	393	254	292	574	2,761
Indiana	293	119	57	20	8	0	497
Iowa	53	81	75	57	66	0	332
Kansas	249	243	135	70	79	0	776
Kentucky	27	49	15	4	0	25	120
Louisiana	78	74	44	29	21	0	246
Maine	373	338	345	326	521	260	2,163
Maryland	133	111	217	85	93	34	673
Massachusetts	214	51	36	17	11	0	329
Michigan	310	297	207	163	161	950	2,088
Minnesota	39	47	15	7	17	91	216
Mississippi	53	100	44	13	8	530	748
Missouri	477	340	335	200	220	216	1,788
Montana	63	49	15	1	2	56	186
Nebraska	95	84	69	26	25	0	299
Nevada	200	97	147	112	126	0	682
New Hampshire	103	103	111	59	40	0	416
New Jersey	239	115	153	86	78	370	1,041
New Mexico	80	32	19	7	3	4	145
New York	668	384	426	490	282	161	2,411
North Carolina	316	218	174	63	36	228	1,035
North Dakota	109	58	67	23	7	178	442
Ohio	230	141	104	74	64	112	725
Oklahoma	292	201	134	50	40	1	718
Oregon	90	62	39	21	29	3	244
Pennsylvania	380	200	113	59	55	25	832
Puerto Rico	102	29	15	8	4	0	158
Rhode Island	110	71	108	82	45	0	416
South Carolina	219	345	129	33	10	0	736
South Dakota	192	215	248	81	46	7	789
Tennessee	466	558	366	118	37	261	1,806
Texas	1,421	1,160	734	438	527	989	5,269
Utah	77	88	71	44	62	235	577
Vermont	193	133	152	43	37	4	562
Virgin Islands	27	58	105	72	10	0	272
Virginia	2,358	2,426	2,360	1,205	1,126	133	9,608
Washington	995	811	498	405	469	171	3,349
West Virginia	169	51	41	20	19	351	651
Wisconsin	63	66	74	45	33	30	311
Wyoming	181	193	119	80	35	0	608
National Total	16,710	12,572	10,373	5,962	5,873	9,199	60,689

Chart G: Race/Ethnicity of Parents/Guardians Served (FY 2007)

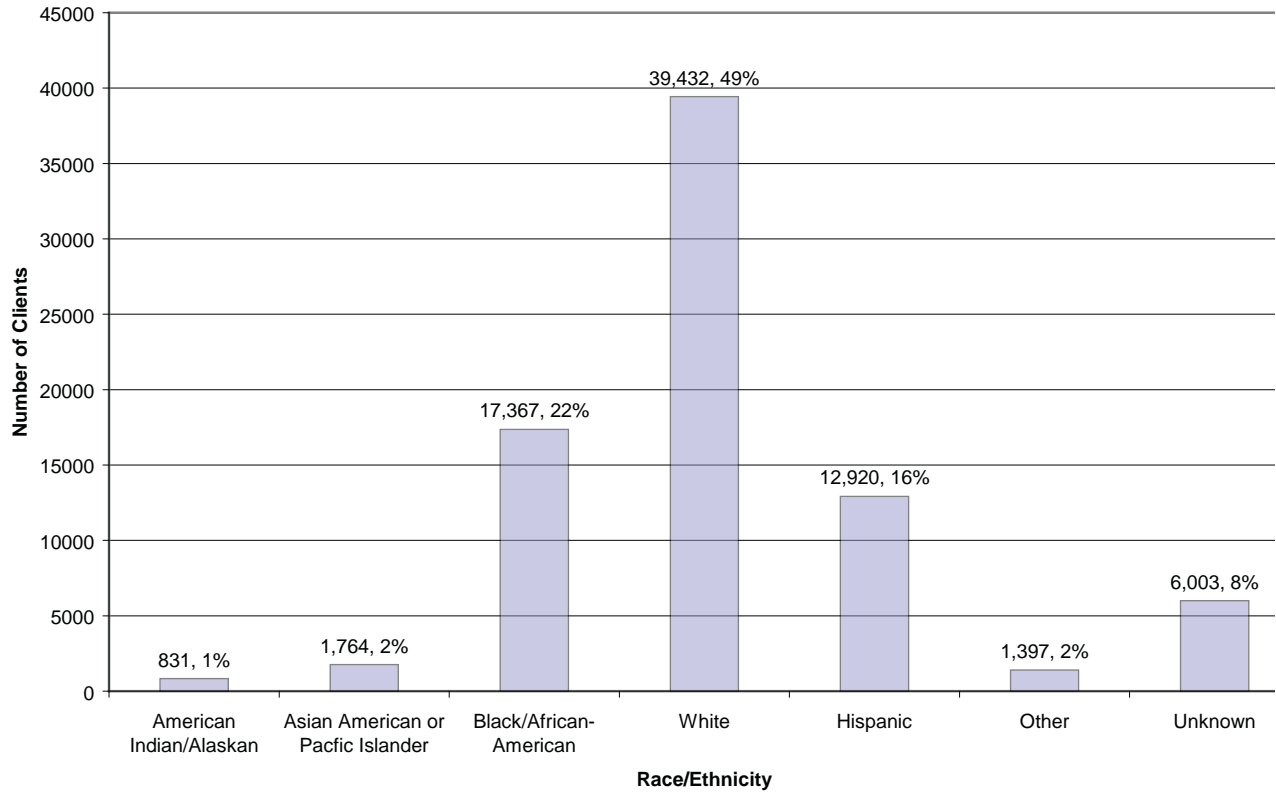


Table E: Race/Ethnicity (FY 2007)

State or Jurisdiction	Am. Indian or Alaskan Native	Asian Am. or Pacific Islander	Black/ African Am.	White	Hispanic	Other	Unknown	State Totals
Alabama	3	0	585	848	14	7	0	1,457
Alaska	33	12	15	127	11	8	765	971
Arizona	16	18	106	809	448	22	1,153	2,572
Arkansas	0	1	18	239	7	2	0	267
California	78	144	157	1,122	1,001	146	189	2,837
Colorado	27	13	173	719	387	13	0	1,332
Connecticut	2	4	80	304	113	11	0	514
Delaware	2	1	122	261	37	25	0	448
D.C	5	0	174	8	41	4	0	232
Florida	5	16	221	801	195	31	32	1,301
Georgia	0	1	372	33	10	5	0	421
Guam	0	120	4	5	0	1	0	130
Hawaii	5	192	10	117	46	6	0	376
Idaho	13	10	11	869	77	18	0	998
Illinois	8	34	939	870	523	233	154	2,761
Indiana	0	2	142	339	10	8	0	501
Iowa	0	1	26	290	15	0	0	332
Kansas	7	4	58	647	41	19	0	776
Kentucky	0	0	8	88	0	0	24	120
Louisiana	0	0	198	43	3	2	0	246
Maine	22	8	14	1,893	39	35	152	2,163
Maryland	0	2	149	465	16	7	34	673
Massachusetts	4	7	70	126	105	17	0	329
Michigan	10	9	242	1,143	63	25	596	2,088
Minnesota	8	7	43	105	6	15	32	216
Mississippi	4	2	385	340	14	0	3	748
Missouri	9	6	195	1,478	27	73	0	1,788
Montana	33	2	7	137	7	1	0	187
Nebraska	9	0	25	235	27	3	0	299
Nevada	1	16	135	335	141	54	0	682
New Hampshire	5	0	4	375	12	20	0	416
New Jersey	0	23	232	338	317	25	106	1,041
New Mexico	0	0	5	49	89	0	2	145
New York	1	21	500	1,282	498	58	51	2,411
North Carolina	12	2	640	344	33	4	0	1,035
North Dakota	42	1	10	374	11	4	0	442
Ohio	1	1	32	676	13	6	0	729
Oklahoma	53	3	190	438	32	1	1	718
Oregon	3	1	0	230	5	1	4	244
Pennsylvania	5	3	176	593	49	3	3	832
Puerto Rico	0	0	0	3	154	1	0	158
Rhode Island	2	2	50	275	77	10	0	416
South Carolina	0	4	532	159	39	2	0	736
South Dakota	95	8	24	589	42	10	21	789
Tennessee	1	4	1,053	535	57	54	102	1,806
Texas	61	899	4,980	8,406	7,404	226	2,019	23,995
Utah	5	7	3	285	37	4	236	577
Vermont	17	4	20	497	15	4	5	562
Virgin Islands	0	0	230	0	40	2	0	272
Virginia	44	80	3,363	5,516	390	82	133	9,608
Washington	169	58	154	2,570	161	88	149	3,349
West Virginia	3	1	28	560	5	0	21	618
Wisconsin	4	8	6	274	2	1	16	311
Wyoming	4	2	460	268	14	0	0	748
National Total	831	1,764	17,376	39,432	12,920	1,397	6,003	79,723

Chart H: Referral Source for Parents/Guardians to Services (FY 2007)

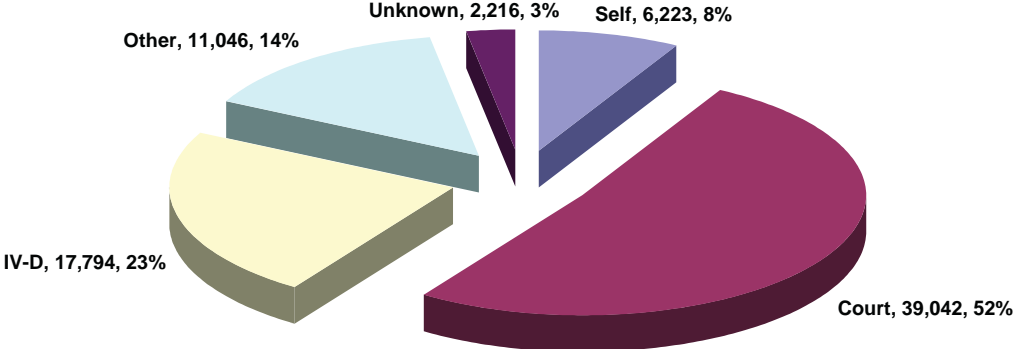


Table F: Referral Source (FY 2007)						
State or Jurisdiction	Self	Court	IV-D	Other	Unknown	State Totals
Alabama	275	500	0	682	0	1,457
Alaska	0	877	0	0	94	971
Arizona	71	1,589	23	74	815	2,572
Arkansas	0	259	0	3	5	267
California	20	1,409	11	51	1	1,492
Colorado	107	1,172	13	40	0	1,332
Connecticut	34	472	8	0	0	514
Delaware	4	205	14	6	219	448
District of Columbia	15	202	0	13	1	231
Florida	48	1,126	0	108	19	1,301
Georgia	102	67	240	12	0	421
Guam	0	127	0	0	0	127
Hawaii	28	344	0	4	0	376
Idaho	140	728	34	96	0	998
Illinois	0	1,725	880	0	156	2,761
Indiana	229	141	2	125	0	497
Iowa	35	42	22	233	0	332
Kansas	36	712	11	17	0	776
Kentucky	12	43	0	18	47	120
Louisiana	90	41	107	8	0	246
Maine	472	1,297	396	0	0	2,165
Maryland	32	627	0	12	2	673
Massachusetts	94	52	0	183	0	329
Michigan	8	2,072	0	8	0	2,088
Minnesota	7	137	0	69	3	216
Mississippi	290	50	2	39	367	748
Missouri	248	784	516	240	0	1,788
Montana	2	108	0	79	0	189
Nebraska	55	139	0	105	0	299
Nevada	0	662	20	0	0	682
New Hampshire	18	374	0	24	0	416
New Jersey	42	868	0	0	131	1,041
New Mexico	4	89	0	52	0	145
New York	96	1,922	0	299	94	2,411
North Carolina	38	268	336	313	80	1,035
North Dakota	42	216	16	168	0	442
Ohio	25	533	61	79	27	725
Oklahoma	99	62	22	534	1	718
Oregon	56	163	0	63	0	282
Pennsylvania	33	496	107	197	0	833
Puerto Rico	0	158	0	0	0	158
Rhode Island	0	416	0	0	0	416
South Carolina	101	294	279	62	0	736
South Dakota	135	285	243	40	0	703
Tennessee	171	462	20	867	0	1,520
Texas	720	2,529	14,251	4,958	0	22,458
Utah	30	547	0	0	0	577
Vermont	133	301	20	119	0	573
Virgin Islands	93	116	22	41	0	272
Virginia	307	8,992	0	176	133	9,608
Washington State	1,528	1,017	75	729	0	3,349
West Virginia	18	577	0	2	21	618
Wisconsin	37	213	0	61	0	311
Wyoming	43	435	43	37	0	558
National Total	6,223	39,042	17,794	11,046	2,216	76,321

Chart I: Grouping of States/Jurisdictions by Grant Amount (FY 2007)

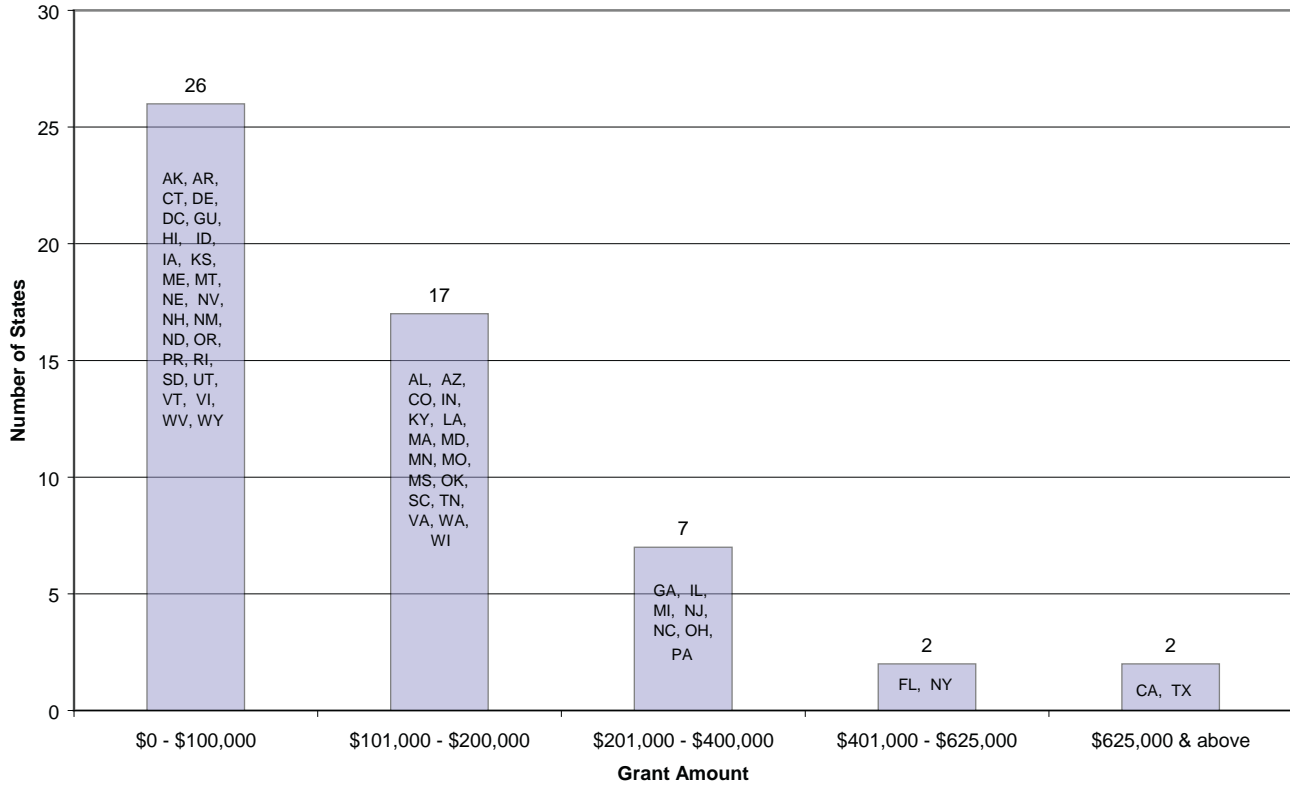
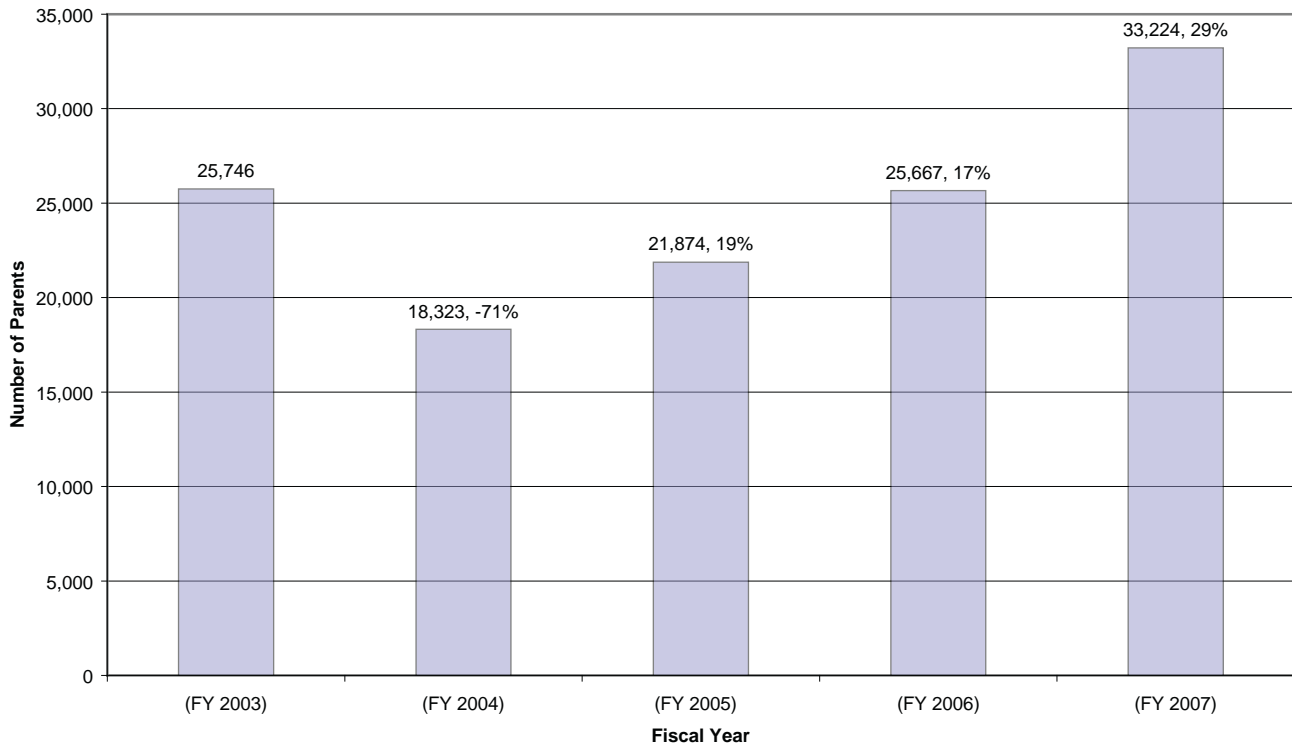


Chart J: Program Outcomes: Increase in Parenting Time



This outcome began to be measured in 2003 & 2004. Not every state in those two years counted this measure. By 2005, this was required, and a steady increase in the last three years is reflected.

Table B: Numbers Served by Program Activity (FY 2007)

State or Jurisdiction	Mediation	Counseling	Parenting Plan	Education	Supervised Visitation	Neutral Drop Off	State Totals for Services Provided	Increased NCP Parenting Time with Children
Alabama	156	259	207	375	926	0	1,923	1,112
Alaska	184	0	0	765	22	0	971	101
Arizona	1,174	121	466	73	167	99	2,100	763
Arkansas	262	0	190	0	0	0	452	190
California	0	0	0	197	1,160	361	1,718	1,341
Colorado	1,332	0	765	0	0	0	2,097	765
Connecticut	178	90	0	0	246	0	514	183
Delaware	0	0	255	0	107	12	374	190
District of Columbia	0	198	75	71	87	55	486	179
Florida	2	44	1,210	5	1,123	85	2,469	1,169
Georgia	62	263	70	343	407	11	1,156	223
Guam	48	0	62	0	54	26	190	126
Hawaii	0	0	0	0	327	51	378	188
Idaho	0	0	998	727	0	0	1,725	581
Illinois	1,033	68	885	1,629	315	135	4,065	533
Indiana	0	370	196	148	80	19	813	203
Iowa	36	297	0	0	14	45	392	227
Kansas	0	0	4	10	442	338	794	605
Kentucky	34	28	67	0	36	4	169	49
Louisiana	55	70	26	14	45	0	210	37
Maine	0	0	0	2,129	0	34	2,163	711
Maryland	50	41	333	333	339	84	1,180	430
Massachusetts	25	5	8	327	0	0	365	101
Michigan	820	0	10	0	4,266	3,832	8,928	5,772
Minnesota	0	18	0	48	154	15	235	160
Mississippi	82	250	0	675	6	1	1,014	23
Missouri	1,788	0	1,788	0	0	0	3,576	588
Montana	0	1	64	67	190	10	332	164
Nebraska	238	0	222	7	24	30	521	123
Nevada	340	106	304	64	2	6	822	171
New Hampshire	168	0	160	356	194	66	944	184
New Jersey	18	17	43	14	806	2	900	352
New Mexico	0	0	0	0	85	45	130	80
New York	749	1,286	437	1,687	812	376	5,347	907
North Carolina	208	731	179	586	17	1	1,722	245
North Dakota	0	0	18	319	349	137	823	306
Ohio	125	1	17	1	439	148	731	271
Oklahoma	24	5	587	550	137	2	1,305	235
Oregon	0	5	0	133	187	64	389	187
Pennsylvania	39	188	170	190	267	6	860	429
Puerto Rico	8	79	79	0	61	18	245	158
Rhode Island	274	0	274	0	148	0	696	276
South Carolina	283	461	418	625	55	45	1,887	244
South Dakota	3	0	50	0	630	523	1,206	476
Tennessee	180	58	913	0	3	2	1,156	1,164
Texas	837	429	1,177	52,087	1,188	615	56,333	4,668
Utah	548	1	0	0	23	5	577	208
Vermont	2	0	297	338	426	114	1,177	255
Virgin Islands	116	46	0	24	0	0	186	119
Virginia	8,948	178	7,243	0	151	88	16,608	3,695
Washington	502	264	713	1,936	167	47	3,629	1,061
West Virginia	0	4	235	43	473	160	915	181
Wisconsin	0	0	18	262	116	112	508	117
Wyoming	20	53	455	0	368	123	1,019	398
National Total	20,951	6,035	21,688	67,158	17,641	7,952	141,425	33,224

Section III: State/Jurisdiction Profiles

Alabama

State Access Program Contact:

Cheryl Leatherwood & Kim Gully
 Alabama Administrative Office of the Courts
 300 Dexter Avenue
 Montgomery, AL 36104
Cheryl.leatherwood@alacourt.gov
kim.gully@alacourt.gov

Annual Federal Grant Award: \$ 144,233
Required State Match: \$ 16,026

**Number of Minor Age Children in Single
 (Biological) Parent Households:** 187,474

**FY 2007 Program Stats:
 Parents Served**

Total Parents Served	Fathers	Mothers	Grandparent/ Legal Guardian	Children Involved
1457	488	908	61	2155

Services Provided

Mediation	Counseling	Parent Education	Supervised Visitation	Neutral Drop-off	Development of Parenting Plans
156	259	375	926	0	207

Marital Status

Married	Separated	Divorced	Unmarried	Unknown
260	50	260	887	0

Annual Income

Less than \$10,000	\$10,000 to \$19,000	\$20,000 to \$29,000	\$30,000 to \$39,000	\$40,000 & above	Unknown
1056	161	143	51	46	0

Race/Ethnicity

Am Indian or Alaska Native	American Asian or Pacific Islanders	African-American	White/Caucasian	Hispanic	Other	Unknown
3	0	585	848	14	7	0

Alabama				
Source of Client Referrals				
Self	Court	Child Support	Other	Unknown
275	500	0	682	0
Outcomes				
No. of noncustodial parents whose parenting time with children increased as a result of services		1112		
<p style="text-align: center;">Local Service Providers:</p> <ol style="list-style-type: none"> 1. <u>Alabama AOC</u> Access & Visitation Program 300 Dexter Avenue Montgomery, AL 36104 Phone: (334) 954-9411 2. <u>Family Services Center</u> Both Parents Program 600 St. Clair Avenue, Building #3 Huntsville, AL 65801 Phone: (256) 551-0722 3. <u>Marshall County Visitation & Family Center</u> P.O. Box 704 Guntersville, AL 35967 Phone: (256) 571-9080 4. <u>Aid to Inmate Mothers, Inc.</u> P.O. Box 986 Montgomery, AL 36101 Phone: (334) 262-2248 5. <u>Family Solutions</u> 2613 University Boulevard Tuscaloosa, AL 35401 Phone: (205) 342-2566 6. <u>Community Development Program 2000</u> 924 East Broad Street East Gadsden, AL 35903 Phone: (256) 543-8260 				

Alaska

State Access Program Contact:

Karen Largent
Alaska Court System
820 West Fourth Avenue
Anchorage, AK 99501
klargent@courts.state.ak.us

Annual Federal Grant Award: \$ 100,000

Required State Match: \$ 11,111

**Number of Minor Age Children in Single
 (Biological) Parent Households:** 26,508

FY 2007 Program Stats:

Parents Served

Total Parents Served	Fathers	Mothers	Grandparent/ Legal Guardian	Children Involved
971	477	493	1	557

Services Provided

Mediation	Counseling	Parent Education	Supervised Visitation	Neutral Drop-off	Development of Parenting Plans
184	0	765	22	0	0

Marital Status

Married	Separated	Divorced	Unmarried	Unknown
665	22	55	98	131

Annual Income

Less than \$10,000	\$10,000 to \$19,000	\$20,000 to \$29,000	\$30,000 to \$39,000	\$40,000 & above	Unknown
39	42	41	26	24	799

Race/Ethnicity

Am Indian or Alaska Native	American Asian or Pacific Islanders	African-American	White/Caucasian	Hispanic	Other	Unknown
33	12	15	127	11	8	971

Alaska				
Source of Client Referrals				
Self	Court	Child Support	Other	Unknown
0	877	0	0	94
Outcomes				
No. of noncustodial parents whose parenting time with children increased as a result of services		101		
<p>Local Service Providers:</p> <ol style="list-style-type: none"> <p><u>Glenn Cravez</u> 880 North Street, Suite 203 Anchorage, AK 99501 Phone: (907) 276-3370</p> <p><u>Oxley Consulting and Mediation</u> P.O. Box 201895 Anchorage, AK 99520 Phone: (907) 222-6770</p> <p><u>Drew Peterson</u> 310 K Street Suite 200 Anchorage, AK 99501 Phone: (907) 561-1518</p> <p><u>Jacqueline Bressers</u> P.O. Box 112545 Anchorage, AK 99511 Phone: (907) 272-2772</p> <p><u>Middle Ground Dispute Resolution</u> 25975 South Cohoe Loop Rd. Kasilof, AK 99610 Phone: (907) 260-5402</p> <p><u>Chris Rose</u> 642 Alaska Street, Suite 200 Palmer, AK 99645 Phone: (907) 745-6000</p> 				

Alaska

7. **Dan Chay**
P.O. Box 553
Kenai, AK 99611
Phone: (907) 238-9227
8. **Heidi Chay**
P.O. Box 553
Kenai, AK 99611
Phone: (907) 238-9227
9. **Sara Acharya**
1107 W. 7th Avenue
Anchorage, AK 99501
Phone: (907) 278-4584
10. **Kimberly Grossman**
P.O. Box 110369
Anchorage, AK 99511
Phone: (907) 868-5292
11. **Terri Spigelmyer**
350 Bonanza Avenue
Homer, AK 99603
Phone: (907) 235-1007
12. **Karla Huntington**
P.O. Box 771767
Eagle River, AK 99645
Phone: (907) 276-4747
13. **Randy Lewis**
2394 Pruitt Lane
Fairbanks, AK 99709
Phone: (907) 474-0348
14. **Deborah Hayes**
4629 Lehigh Circle
Fairbanks, AK 99709
Phone: (907) 452-1490
15. **Doron Partyka**
P.O. Box 457
Ester, AK 99727
Phone: (907) 455-7728

Alaska

16. **Becky Snow**
P.O. Box 72950
Fairbanks, AK 99707
Phone: (907) 479-0892
17. **Elise Nacht Boyer**
4438 Mountainside Drive
Juneau, AK 99801
Phone: (907) 780-2528
18. **Lisa Carr**
3063 Kris Kringle Drive
North Pole, AK 99705
Phone: (907) 456-4729
19. **Betty Noreen**
P.O. Box 70884
Fairbanks, AK 99707
Phone: (907) 452-5593
20. **Lottie Olson-Davidson**
P.O. Box 56956
North Pole, AK 99705
Phone: (907) 750-0866
21. **Vance A. Sanders**
P.O. Box 240090
Douglas Island, AK 98824
Phone: (907) 586-1648
22. **Deborah Holbrook**
301 3rd St.
Juneau, AK 99801
Phone: (907) 463-2681
23. **Daniel Bruce**
P.O. Box 32819
Juneau, AK 99803
(907) 789-3166
24. **Debra Shorr Advocacy and Investigation**
P.O. Box 21535
Juneau, AK 99802
Phone: (907) 463-6787

Alaska

25. **Salvation Army-Booth Memorial**
Youth and Family Services
Sara Jackson
3630 East 20th Avenue
Anchorage, AK 99508
Phone: (907) 279-0522

26. **Stephen F. Sorensen**
Simpson, Tillinghast, & Sorensen, P.C.
One Sealaska Plaza, Suite 300
Juneau, AK 99801
Phone: (907) 586-1400

27. **Christine Pate**
P.O. Box 6384
Sitka, AK 99835
Phone: (907) 747-2814

28. **Sondra Sexton-Jones, M.S., LPC, LMFT, CDCI**
P.O. Box 22639
Juneau, AK 99802
Phone: (907) 586-3313

29. **Mary Carson**
8401 Decoy Blvd.
Juneau, AK 99801
Phone: (907) 789-3049

30. **Carol Brice, M. Ed., C.F.L.E.**
Family Training Associates
P.O. Box 81016
Fairbanks, AK 99708
Phone: (907) 479-7461

31. **Gabe Duran, M.S.**
115 Chief Charlie Drive
Fairbanks, AK 99709
Phone: (907) 455-9095

Alaska

32. **Paul Grant**
217 2nd Street, Suite 204
Juneau, AK 99801
Phone: (907) 586-8059
33. **Susan Davis**
P.O. Box 72884
Fairbanks, AK 99707
Phone: (907) 457-8343

Arizona

State Access Program Contact:

Richard Brydle
Division of Child Support Enforcement
3443 North Central Avenue, 15th Floor
Phoenix, AZ 85012
Rbrydle@azdes.gov

Annual Federal Grant Award: \$ 175,253
Required State Match: \$ 19,437

**Number of Minor Age Children in Single
 (Biological) Parent Households:** 227,793

**FY 2007 Program Stats:
 Parents Served**

Total Parents Served	Fathers	Mothers	Grandparent/ Legal Guardian	Children Involved
2572	1221	1324	27	1508

Services Provided

Mediation	Counseling	Parent Education	Supervised Visitation	Neutral Drop-off	Development of Parenting Plans
1174	121	73	167	99	466

Marital Status

Married	Separated	Divorced	Unmarried	Unknown
768	628	460	511	178

Annual Income

Less than \$10,000	\$10,000 to \$19,000	\$20,000 to \$29,000	\$30,000 to \$39,000	\$40,000 & above	Unknown
203	237	249	199	250	1434

Race/Ethnicity

Am Indian or Alaska Native	American Asian or Pacific Islanders	African-American	White/Caucasian	Hispanic	Other	Unknown
16	18	106	809	448	22	1153

Arizona				
Source of Client Referrals				
Self	Court	Child Support	Other	Unknown
71	1589	23	74	815
Outcomes				
No. of noncustodial parents whose parenting time with children increased as a result of services			763	
<p>Local Service Providers:</p> <ol style="list-style-type: none"> 1. <u>Apache County Superior Court</u> P.O. Box 667 St. Johns, AZ 85936 Phone: (928) 337-7555 2. <u>Cochise County Family Conciliation Court</u> P.O. Box 204 Bisbee, AZ 85603 Phone: (520) 432-8485 3. <u>Coconino County Superior Court</u> 200 North San Francisco Street Flagstaff, AZ 86001 Phone: (928) 226-6050 4. <u>Graham County Superior Court</u> 800 Main Street Safford, AZ 85546 Phone: (928) 428-3100 5. <u>Greenlee County Superior Court</u> P.O. Box 1296 Clifton, AZ 85533 Phone: (928) 865-2323 6. <u>Maricopa County Superior Court</u> 201 West Jefferson Street, 4th Floor Phoenix, AZ 85003 Phone: (602) 506-6123 7. <u>Mohave County Superior Court</u> P.O. Box 7000 Kingman, AZ 86402 Phone: (928) 753-0795 				

Arizona

8. **Navajo County Superior Court**
P.O. Box 668
Holbrook, AZ 86025
Phone: (928) 524-4223

9. **Pima County Superior Court**
32 North Stone Avenue, Suite 1704
Tucson, AZ 85701
Phone: (520)740-4218

10. **Pinal County Superior Court**
119 West Central Avenue
Coolidge, AZ 85228
Phone: (520) 723-3077

11. **Yavapai County Superior Court**
120 South Cortez, Room 408
Prescott, AZ 86301
Phone: (928) 771-3483

12. **Yuma County Superior Court**
145 S. 2nd Avenue
Yuma, AZ 85364
Phone: (928) 817-4084

Arkansas

State Access Program Contact:
Shannon L. Hall
Administrative Office of the Courts
625 Marshall Street
Little Rock, AR 72201
Shannon.hall@mail.state.ar.us

Annual Federal Grant Award: \$100,000
Required State Match: \$ 11,111

Number of Minor Age Children in Single (Biological) Parent Households: 111,915

FY 2007 State Program Stats:
Clients Served

Total No. of Parents Served	Fathers	Mothers	Grandparent/ Legal Guardian	Children Involved
267	128	131	8	224

Services Provided

Mediation	Counseling	Parent Education	Supervised Visitation	Neutral Drop-off	Development of Parenting Plans
262	0	0	0	0	190

Marital Status

Married	Separated	Divorced	Unmarried	Unknown
0	116	119	16	8

Annual Income

Less than \$10,000	\$10,000 to \$19,000	\$20,000 to \$29,000	\$30,000 to \$39,000	\$40,000 & above	Unknown
43	51	57	39	74	3

Race/Ethnicity

Am Indian or Alaska Native	American Asian or Pacific Islanders	African-American	White/Caucasian	Hispanic	Other	Unknown
0	1	18	239	7	2	0

Arkansas				
Source of Client Referrals				
Self	Court	Child Support	Other	Unknown
0	259	0	3	5
Outcomes				
No. of noncustodial parents whose parenting time with children increased as a result of services		190`		

Local Service Providers:

- Arkansas Access and Visitation Mediation Program**
Arkansas Administrative Office of the Courts
Contact: Shannon Hall
Alternative Dispute Resolution Commission
Access and Visitation Mediation Program
625 Marshall Street
Little Rock, AR 72201
Phone: (501) 682-9400

California

State Access Program Contact:

Shelly La Botte
Judicial Council of California
Administrative Office of the Courts
Center for Families, Children, and the Courts
455 Golden Gate Avenue
San Francisco, CA 94102-3688
shelly.labotte@jud.ca.gov

Annual Federal Grant Award: \$ 950,189
Required State Match: \$ 105,577

Number of Minor Age Children in Single (Biological) Parent Households: 1,235,054

FY 2007 State Program Stats:
Clients Served

Total No. of Parents Served	Fathers	Mothers	Grandparent/ Legal Guardian	Children Involved
2837	1361	1406	70	2243

Services Provided

Mediation	Counseling	Parent Education	Supervised Visitation	Neutral Drop-off	Development of Parenting Plans
0	0	197	1160	361	0

Marital Status

Married	Separated	Divorced	Unmarried	Unknown
0	812	744	1118	93

Annual Income

Less than \$10,000	\$10,000 to \$19,000	\$20,000 to \$29,000	\$30,000 to \$39,000	\$40,000 & above	Unknown
832	631	420	201	322	242

Race/Ethnicity

Am Indian or Alaska Native	American Asian or Pacific Islanders	African-American	White/Caucasian	Hispanic	Other	Unknown
78	144	157	1122	1001	146	189

California				
Source of Client Referrals				
Self	Court	Child Support	Other	Unknown
20	1409	11	51	1
Outcomes				
No. of noncustodial parents whose parenting time with children increased as a result of services		1341		
<p>Local Service Providers:</p> <p>1. <u>Superior Court of California, Fresno County</u> 1999 Tuolumne Street, Suite 802 Fresno, CA 93721 Phone: (559) 443-5560</p> <p><u>Subcontractors:</u></p> <p>A. <u>Comprehensive Youth Services</u> 3795 East Shields Avenue Fresno, CA 93721 Phone: (559) 229-3561</p> <p>B. <u>Kids' Turn of Fresno County</u> 5300 North Campus Drive M/S FF12 Fresno, CA 93740 Phone: (559) 278-7824</p> <p>2. <u>Superior Court of California, Butte County</u> One Court Street Oroville, CA 95965 Phone: (530) 538-2802</p> <p><u>Subcontractor:</u></p> <p>A. <u>Parent Education Network</u> 2070 Talbert Drive Chico, CA 95928 Phone: (530) 898-0391</p> <p>3. <u>Superior Court of California, Los Angeles County</u> 111 North Hill Street, Room 228 Los Angeles, CA 90012 Phone: (213) 974-5470</p>				

California

Subcontractors:

- A. **Bienvenidos Family Services**
5233 East Beverly Boulevard
Los Angeles, CA 90022
Phone: (323) 728-9577
 - B. **LA Wings of Faith**
254 West 85th Street
Los Angeles, CA 93534
Phone: (323) 449-1300
 - C. **The Ness Center**
8512 Whitworth Drive
Los Angeles, CA 90003
Phone: (310) 360-8512
 - D. **A Change of Faces**
44709 North Date Avenue, Suite B
Lancaster, CA 93534
Phone: (661) 948-5312
4. **Superior Court of California, Mendocino County**
Mendocino County Court House
100 North State Street
Ukiah, CA 95482
Phone: (707) 463-4695

Subcontractors:

- A. **Mendocino Family & Youth Services**
778 South State Street, Suite 107
Ukiah, CA 95482
Phone: (707) 463-4915
- B. **Del Norte Child Care Council – Child Access Program**
212 K Street
Crescent City, CA 95531
Phone: (707) 464-8311
- C. **The Exchange Club Parenting Center**
1809 Albee Street
Eureka, CA 95501
Phone: (707) 443-7935

California

5. **Superior Court of California, Orange County**
341 The City Drive
Orange, CA 92863
Phone: (714) 935-7981

Subcontractors:

- A. **La Familia**
1905 North College Avenue
Santa Ana, CA 92706
Phone: (714) 479-0120
- B. **Family Assessment, Counseling, & Educational Services**
1966 East Chapman Avenue
Fullerton, CA 92831
Phone: (714) 879-9616
- C. **Korean Community Services**
1060 Brookhurst Road
Fullerton, CA 92833
Phone: (711) 449-1339
6. **Superior Court of California, Napa County**
825 Brown Street
Napa, CA 94559
Phone: (707) 299-1228

Subcontractor:

- A. **COPE Family Center**
1340 Fourth Street
Napa, CA 94559
Phone: (707) 252-1123
7. **Superior Court of San Francisco - United Family Court**
400 McAllister Street, Room 440
San Francisco, CA 94102
Phone: (415) 551-3912

Subcontractor:

- A. **Rally Family Visitation Services of Saint Francis Memorial Hospital**
900 Hyde Street
San Francisco, CA 94109
Phone: (415) 353-6595

California

8. **Superior Court of California, Santa Clara County**
111 West St. John Street
San Jose, CA 95113
Phone: (408) 534-5754

Subcontractors:

- A. **Family Services Agency of San Mateo**
24 Second Avenue
San Mateo, CA 94401
Phone: (650) 403-4300
- B. **Next Door Solutions to Domestic Violence**
234 East Gish Road, Suite 200
San Jose, CA 95112
Phone: (408) 501-7550
9. **Superior Court of California, Santa Cruz County**
701 Ocean Avenue, Room 110
Santa Cruz, CA 95960
Phone: (831) 420-2200

Subcontractors:

- A. **Community Human Services**
P.O. Box 3076
Monterey, CA 93942
Phone: (831) 658-3811
- B. **Chamberlain's Children's Center**
1850 San Benito Street
Hollister, CA 95023
Phone: (831) 636-2121
- C. **Walnut Avenue Women's Center**
303 Walnut Avenue
Santa Cruz, CA 95960
Phone: (831) 420-0928
10. **Superior Court of California, Shasta County**
1500 Court Street, Room 101
Redding, CA 96001
Phone: (530) 225-5707

California

Subcontractors:

- A. **Alternatives to Violence**
717-721 Pine Street
Red Bluff, CA 96080
Phone: (530) 528-9339
- B. **Family Service Agency – Parenting Center**
1423 Court Street
Redding, CA 96003
Phone: (530) 242-1855
- C. **Northern California Center for Family Awareness - Kids' Turn Shasta Cascade**
P.O. Box 991473
Redding, CA 96099
Phone: (530) 244-5749
- D. **Trinity County Family Court Services**
P.O. Box 1258
Weaverville, CA 96093
Phone: (530) 623-1404

- 11. **Superior Court of California, Sonoma County**
1600 Administration Drive
Santa Rosa, CA 95403
Phone: (707) 565-2316

Subcontractors:

- A. **Sonoma County Legal Services Foundation**
1212 4th Street, #1
Santa Rosa, CA 95404
Phone: (707) 546-2924
- B. **California Parenting Institute**
3650 Standish Avenue
Santa Rosa, CA 95407
Phone: (707) 585-6018

- 12. **Superior Court of California, Tulare County**
221 Mooney Boulevard #203
Visalia, CA 93291
Phone: (559) 733-6052

Subcontractor:

- A. **Family Services of Tulare County**
815 West Oak Street
Visalia, CA 93291
Phone: (559) 741-7310

California

- 13. Superior Court of California, Yuba County
Kids First Yuba – Sutter Family Visitation Program
215 Fifth Street
Marysville, CA 95901
Phone: (530) 749-7610**

Subcontractor:

- A. Parent Education Network
2070 Talbert Drive
Chico, CA 95928
Phone: (530) 898-0391**

Colorado

State Access Program Contact:

Cynthia Savage; Charmaine Yorty; Sharon Daly
 Colorado Judicial Branch
 1301 Pennsylvania Street, #300
 Denver, CO 80203
charmaine.yorty@judicial.state.co.us
Sharon.daly@judicial.state.co.us
Cynthia.savage@judicial.state.co.us

Annual Federal Grant Award: \$ 124,226
Required State Match: \$ 13,029

**Number of Minor Age Children in Single
 (Biological) Parent Households:** 161,469

**FY 2007 State Program Stats:
 Parents Served**

Total No. of Parents Served	Fathers	Mothers	Grandparent/ Legal Guardian	Children Involved
1332	426	866	40	1637

Services Provided

Mediation	Counseling	Parent Education	Supervised Visitation	Neutral Drop-off	Development of Parenting Plans
1332	0	0	0	0	765

Marital Status

Married	Separated	Divorced	Unmarried	Unknown
103	116	556	517	0

Annual Income

Less than \$10,000	\$10,000 to \$19,000	\$20,000 to \$29,000	\$30,000 to \$39,000	\$40,000 & above	Unknown
693	386	133	80	40	0

Race/Ethnicity

Am Indian or Alaska Native	American Asian or Pacific Islanders	African-American	White/Caucasian	Hispanic	Other	Unknown
27	13	173	719	387	13	0

Colorado				
Source of Client Referrals				
Self	Court	Child Support	Other	Unknown
107	1172	13	40	0
Outcomes				
No. of noncustodial parents whose parenting time with children increased as a result of services		765		
<p>Local Service Providers:</p> <p>1. <u>Office of Dispute Resolution</u> Contact: Charmaine Yorty 1301 Pennsylvania Street, Suite 300 Denver, CO 80203 Phone: (303) 837-3678</p>				

Connecticut

State Access Program Contact:

Diane Fray
Department of Social Services
Bureau of Child Support Enforcement
25 Sigourney Street, 10th Floor
Hartford, CT 06105
Internet: Diane.fray@po.state.ct.us
joseph.ditunno@state.jud.ct.gov

Annual Federal Grant Award: \$ 100,000

Minimum State Match: \$ 11,111

**Number of Minor Age Children in Single
 (Biological) Parent Households: 121,563**

**FY 2007 State Program Stats:
 Clients Served**

Total No. of Parents Served	Fathers	Mothers	Grandparent/ Legal Guardian	Children Involved
514	254	255	5	345

Services Provided

Mediation	Counseling	Parent Education	Supervised Visitation	Neutral Drop-off	Development of Parenting Plans
178	90	0	246	0	0

Marital Status

Married	Separated	Divorced	Unmarried	Unknown
45	43	56	365	0

Annual Income

Less than \$10,000	\$10,000 to \$19,000	\$20,000 to \$29,000	\$30,000 to \$39,000	\$40,000 & above	Unknown
162	118	115	61	58	0

Race/Ethnicity

Am Indian or Alaska Native	American Asian or Pacific Islanders	African- American	White/ Caucasian	Hispanic	Other	Unknown
2	4	80	304	113	11	0

Connecticut				
Source of Client Referrals				
Self	Court	Child Support	Other	Unknown
34	472	8	0	0
Outcomes				
No. of noncustodial parents whose parenting time with children increased as a result of services		183		
<p>Local Service Providers:</p> <ol style="list-style-type: none"> 1. <u>CT Judicial Branch-Hartford Court Court Support Services Division</u> 90 Washington Street Hartford, CT 06106 Phone: (860) 706-5170 2. <u>AMPS, Inc.</u> 7 Keynote Drive, Suite B Vernon, CT 06066 Phone: (860) 870-8788 				

Delaware

State Access Program Contact:

Jacqueline Farr
Division of State Service Centers
Delaware Health & Social Services
1901 North DuPont Highway, Debnam Building
New Castle, DE 19720
jacqueline.farr@state.de.us

Annual Federal Grant Award: \$ 100,000
Minimum State Match: \$ 11,111

Number of Minor Age Children in Single (Biological) Parent Households: 34,725

FY 2007 State Program Stats:
Clients Served

Total No. of Parents Served	Fathers	Mothers	Grandparent/ Legal Guardian	Children Involved
448	201	219	28	341

Services Provided

Mediation	Counseling	Parent Education	Supervised Visitation	Neutral Drop-off	Development of Parenting Plans
0	0	0	107	12	255

Marital Status

Married	Separated	Divorced	Unmarried	Unknown
4	17	121	142	136

Annual Income

Less than \$10,000	\$10,000 to \$19,000	\$20,000 to \$29,000	\$30,000 to \$39,000	\$40,000 & above	Unknown
73	74	32	25	41	203

Race/Ethnicity

Am Indian or Alaska Native	American Asian or Pacific Islanders	African-American	White/ Caucasian	Hispanic	Other	Unknown
2	1	122	261	37	25	0

Delaware				
Source of Client Referrals				
Self	Court	Child Support	Other	Unknown
4	205	14	6	219
Outcomes				
No. of noncustodial parents whose parenting time with children increased as a result of services		190		
<p style="text-align: center;">Local Service Providers:</p> <ol style="list-style-type: none"> 1. <u>Child Inc., Family Visitation Centers</u> 507 Philadelphia Pike Wilmington, DE 19809 (302) 762-8989 2. <u>Peoples Place II, Family Visitation Centers</u> 1131 Airport Road Milford, DE 19963 (302) 424-2420 				

District of Columbia

State Access Program Contact:

Angela Thornton Harvey
Office of the Attorney General/CSSD
441 4th Street, Northwest, 550 North
Washington, DC 20001
angela.harvey@dc.gov

Annual Federal Grant Award: \$ 100,000
Minimum State Match: \$ 11,111

Number of Minor Age Children in Single
(Biological) Parent Households: 27,977

FY 2007 State Program Stats:
Clients Served

Total No. of Parents Served	Fathers	Mothers	Grandparent/ Legal Guardian	Children Involved		
231	132	86	13	337		
Services Provided						
Mediation	Counseling	Parent Education	Supervised Visitation	Neutral Drop-off	Development of Parenting Plans	
0	198	71	87	55	75	
Marital Status						
Married	Separated	Divorced	Unmarried	Unknown		
40	56	16	107	0		
Annual Income						
Less than \$10,000	\$10,000 to \$19,000	\$20,000 to \$29,000	\$30,000 to \$39,000	\$40,000 & above	Unknown	
97	57	48	11	17	1	
Race/Ethnicity						
Am Indian or Alaska Native	American Asian or Pacific Islanders	African-American	White/Caucasian	Hispanic	Other	Unknown
5	0	174	8	41	4	0

District of Columbia				
Source of Client Referrals				
Self	Court	Child Support	Other	Unknown
15	202	0	13	1
Outcomes				
No. of noncustodial parents whose parenting time with children increased as a result of services		179		
<p>Local Service Providers:</p> <ol style="list-style-type: none"> 1. <u>Superior Court of the District of Columbia</u> 500 Indiana Avenue, Northwest Suite 1500 Washington, DC 20001 Phone: (202) 879-1434 2. <u>Children's Rights Council</u> 6200 Editors Park Drive, Suite 103 Hyattsville, MD 20782 Phone: (301) 459-1220 				

Florida

State Access Program Contact:

Johana Hatcher
Department of Children and Families
1317 Winewood Boulevard., Building 6, Room 168
Tallahassee, FL 32399
Phone: (850) 488-1929
johana_hatcher@dcf.state.fl.us

Annual Federal Grant Award: \$ 514,536
Minimum State Match: \$ 57,171

**Number of Minor Age Children in Single
(Biological) Parent Households:** 668,792

**FY 2007 State Program Stats:
Clients Served**

Total No. of Parents Served	Fathers	Mothers	Grandparent/ Legal Guardian	Children Involved
1301	562	656	83	2117

Services Provided

Mediation	Counseling	Parent Education	Supervised Visitation	Neutral Drop-off	Development of Parenting Plans
2	44	5	1123	85	1210

Marital Status

Married	Separated	Divorced	Unmarried	Unknown
183	207	268	453	107

Annual Income

Less than \$10,000	\$10,000 to \$19,000	\$20,000 to \$29,000	\$30,000 to \$39,000	\$40,000 & above	Unknown
420	244	66	48	9	514

Race/Ethnicity

Am Indian or Alaska Native	American Asian or Pacific Islanders	African-American	White/Caucasian	Hispanic	Other	Unknown
5	16	221	801	195	31	32

Florida				
Source of Client Referrals				
Self	Court	Child Support	Other	Unknown
48	1126	0	108	19
Outcomes				
No. of noncustodial parents whose parenting time with children increased as a result of services		1169		
<p style="text-align: center;">Local Service Providers:</p> <ol style="list-style-type: none"> 1. <u>CBC of Brevard</u> 4450 West Eau Gallie Boulevard, Suite 180 Melbourne, FL 32934 Phone: (321) 752-3183 2. <u>Center for Marriage and Family Therapy</u> 540 West Jefferson Street Tallahassee, FL 32306 Phone: (850) 644-1588 3. <u>Children’s Home Society</u> 247 West Voorhis Avenue Deland, FL 32720 Phone: (386) 740-3839 4. <u>Judge Ben Gordon, Jr.</u> Family Visitation Center 1 Old Ferry Road P.O. Box 436 Shalimar, FL 32579 Phone: (850) 609-1850 5. <u>Children’s Home Society</u> Family Visitation Center of Alachua County 1409 Northwest 36 Place Gainesville, FL 32605 Phone: (351) 334-0880 6. <u>Family Nurturing Center of Florida</u> 1221 King Street Jacksonville, FL 32204 Phone: (904) 389-4244 				

7. **Family Resources, Inc.**
361 6th Avenue West
Bradenton, FL 34205
Phone: (941) 741-3575
8. **The Family Connection Program**
205 North Dixie Highway
West Palm Beach, FL 33401
Phone: (561) 355-3200
9. **Children's Home Society - Family Visitation Center**
401 Northwest 2nd Avenue
Miami, FL 33128
Phone: (305) 455-6000
10. **Children's Homes Society**
1239 East Main Street
Bartow, FL 33830
Phone: (863) 519-8900
11. **Children's Home Society**
2647 Michigan Avenue
Kissimmee, FL
Phone: (407) 846-5473
12. **Children's Home Society**
Fran L. Frick Family Visitation Center
1300 North Palafox Street
Suite 103
Pensacola, FL 32501
Phone: (850) 266-2700
13. **Community Action Stops Abuse, Inc.**
1011 1st Avenue North Street
Petersburg, FL 33731
Phone: (727) 895-4912
14. **Exchange Club Castle**
3525 West Midway Road
Fort Pierce, FL 34981
Phone: (772) 465-6011
15. **Lake Sumter Children's Advocacy Center**
300 South Canal Street
Leesburg, FL 34748
Phone: (352) 323-8303

16. **Our House Supervised Visitation Center**
400 Northeast 4th Street
Fort Lauderdale, FL 33301
Phone: (954) 765-4159

17. **Salvation Army**
117 East Lake Mary Boulevard
Sanford, FL 32733
Phone: (407) 333-8256

18. **Source of Light and Hope Development Center, Inc.**
P.O. Box 1892
Ft. Myers, FL 33902
Phone: (239) 334-3739

19. **Devereaux – Family Support and Visitation Center**
118 Pasadena Place
Orlando, FL 32803
Phone: (407) 999-5577

Georgia

State Access Program Contact:

**Russell Eastman
 Georgia Department of Human Resources
 Office of Child Support Enforcement
 Two Peachtree Street, Northwest
 Suite 20.392
 Atlanta, GA 30303
reastman@dhr.state.ga.us**

Annual Federal Grant Award: \$ 288,606

Minimum State Match: \$ 32,067

**Number of Minor Age Children in Single
 (Biological) Parent Households: 375,130**

**FY 2007 State Program Stats:
 Clients Served**

Total No. of Parents Served	Fathers	Mothers	Grandparent/ Legal Guardian	Children Involved
421	360	61	0	504

Services Provided

Mediation	Counseling	Parent Education	Supervised Visitation	Neutral Drop-off	Development of Parenting Plans
62	263	343	407	11	70

Marital Status

Married	Separated	Divorced	Unmarried	Unknown
1	49	37	334	0

Annual Income

Less than \$10,000	\$10,000 to \$19,000	\$20,000 to \$29,000	\$30,000 to \$39,000	\$40,000 & above	Unknown
110	79	130	50	48	4

Race/Ethnicity

Am Indian or Alaska Native	American Asian or Pacific Islanders	African-American	White/Caucasian	Hispanic	Other	Unknown
0	1	372	33	10	5	0

Georgia				
Source of Client Referrals				
Self	Court	Child Support	Other	Unknown
102	67	240	12	0
Outcomes				
No. of noncustodial parents whose parenting time with children increased as a result of services			223	
<p>Local Service Providers:</p> <ol style="list-style-type: none"> 1. <u>Families First, Inc.</u> 1105 West Peachtree Street, Northeast Atlanta, GA 30309 Phone: (404) 853-2819 2. <u>DeKalb Dispute Resolution Center</u> Mediating Appropriate Parenting Plans 106 East Ponce De Leon Avenue Decatur, GA 30030 Phone: (404) 370-8194 3. <u>Cobb Alternative Dispute Resolution Center</u> Mediation for Access and Visitation 30 Waddell Street Marietta, GA 30090 Phone: (770) 528-1810 				

Guam

State Access Program Contact:

Diane Blas
Office of the Attorney General
The Justice Building
287 West O'Brien Drive
Hagatna, GU 96910
Diane.blas@guamcse.net

Annual Federal Grant Award: **\$100,000**
No Match Required

Number of Minor Age Children in Single
(Biological) Parent Households: **5714**

FY 2007 State Program Stats:
Clients Served

Total No. of Parents Served	Fathers	Mothers	Grandparent/ Legal Guardian	Children Involved
51	63	3	117	188

Services Provided

Mediation	Counseling	Parent Education	Supervised Visitation	Neutral Drop-off	Development of Parenting Plans
48	0	0	54	26	62

Marital Status

Married	Separated	Divorced	Unmarried	Unknown
5	12	6	87	0

Annual Income

Less than \$10,000	\$10,000 to \$19,000	\$20,000 to \$29,000	\$30,000 to \$39,000	\$40,000 & above	Unknown
54	23	30	11	10	0

Race/Ethnicity

Am Indian or Alaska Native	American Asian or Pacific Islanders	African-American	White/Caucasian	Hispanic	Other	Unknown
0	120	4	5	0	1	0

Guam				
Source of Client Referrals				
Self	Court	Child Support	Other	Unknown
0	127	0	0	0
Outcomes				
No. of noncustodial parents whose parenting time with children increased as a result of services			126	
<p>Local Service Providers:</p> <ol style="list-style-type: none"> 1. <u>Inafa Maolek</u> P.O. Box CE Hagatna, GU 96910 Phone: (671) 475-1977 2. <u>Erica's House</u> 1102 East Sunset Boulevard Barrigada, GU 96913 Phone: (671) 642-4020 				

Hawaii

State Access Program Contact:

Maureen Kiehm
First Circuit Court
The Judiciary
P.O. Box 3498
Honolulu, HI 96811
maureen.n.kiehm@courts.state.hi.us

Annual Federal Grant Award: \$ 100,000

Minimum State Match: \$ 11,111

**Number of Minor Age Children in Single
 (Biological) Parent Households: 32,305**

FY 2007 State Program Stats:

Clients Served

Total No. of Parents Served	Fathers	Mothers	Grandparent/ Legal Guardian	Children Involved
376	185	185	6	402

Services Provided

Mediation	Counseling	Parent Education	Supervised Visitation	Neutral Drop-off	Development of Parenting Plans
0	0	0	327	51	0

Marital Status

Married	Separated	Divorced	Unmarried	Unknown
128	6	32	204	0

Annual Income

Less than \$10,000	\$10,000 to \$19,000	\$20,000 to \$29,000	\$30,000 to \$39,000	\$40,000 & above	Unknown
99	62	135	47	33	0

Race/Ethnicity

Am Indian or Alaska Native	American Asian or Pacific Islanders	African-American	White/Caucasian	Hispanic	Other	Unknown
5	192	10	117	46	6	0

Hawaii				
Source of Client Referrals				
Self	Court	Child Support	Other	Unknown
28	344	0	4	0
Outcomes				
No. of noncustodial parents whose parenting time with children increased as a result of services		188		
Local Service Providers:				
<ol style="list-style-type: none"> 1. <u>Family Visitation Center - Parents and Children Together</u> 1485 Linapuni Street, Suite 105 Honolulu, HI 96819 Phone: (808) 847-3285 2. <u>Family Visitation Center - Island of Hawaii YMCA</u> <u>Hilo Family Visitation Center</u> 300 West Lanikaula Street Hilo, HI 96720 Phone: (808) 935-3721 				

Idaho

State Access Program Contact:

Diane Helton
Department of Health and Welfare
450 West State Street
Boise, ID 83720-0036
heltond@dhw.idaho.gov

Annual Federal Grant Award: \$ 100,000
Minimum State Match: \$ 11,111

**Number of Minor Age Children in Single
 (Biological) Parent Households: 46,985**

**FY 2007 State Program Stats:
 Clients Served**

Total No. of Parents Served	Fathers	Mothers	Grandparent/ Legal Guardian	Children Involved
998	445	551	2	959

Services Provided

Mediation	Counseling	Parent Education	Supervised Visitation	Neutral Drop-off	Development of Parenting Plans
0	0	727	0	0	998

Marital Status

Married	Separated	Divorced	Unmarried	Unknown
259	543	68	126	0

Annual Income

Less than \$10,000	\$10,000 to \$19,000	\$20,000 to \$29,000	\$30,000 to \$39,000	\$40,000 & above	Unknown
213	240	265	123	157	0

Race/Ethnicity

Am Indian or Alaska Native	American Asian or Pacific Islanders	African- American	White/ Caucasian	Hispanic	Other	Unknown
13	10	11	869	77	18	0

Idaho			
Source of Client Referrals			
Self	Court	Child Support	Other
140	728	34	96
Outcomes			
No. of noncustodial parents whose parenting time with children increased as a result of services		581	
<p>Local Service Providers:</p> <ol style="list-style-type: none"> 1. <u>Fourth Judicial District – Family Services & Court Assistance</u> 200 West Front Street, Room 4170 Boise, ID 83702 Phone: (208) 287-7500 2. <u>Sixth Judicial District – Court Assistance Office</u> 624 East Center, Room 220 Pocatello, ID 83201 Phone: (208) 236-7012 3. <u>Fifth Judicial District – Court Assistance Office</u> 427 Shoshone Street Twin Falls, ID 83303 Phone: (208) 736-4136 			

Illinois

State Access Program Contact:

Norris A. Stevenson

Illinois Department of Healthcare and Family - CSE

32 West Randolph Street, 11th Floor

Chicago, IL 60601

norris.stevenson@illinois.gov

Annual Federal Grant Award: \$ 335,174

Minimum State Match: \$ 37,242

Number of Minor Age Children in Single
(Biological) Parent Households: 435,658

FY 2007 Program Stats:

Parents Served

Total Parents Served	Fathers	Mothers	Grandparent/ Legal Guardian	Children Involved
2761	1370	1321	70	1658

Services Provided

Mediation	Counseling	Parent Education	Supervised Visitation	Neutral Drop-off	Development of Parenting Plans
1033	68	1629	315	135	885

Marital Status

Married	Separated	Divorced	Unmarried	Unknown
106	99	160	1575	751

Annual Income

Less than \$10,000	\$10,000 to \$19,000	\$20,000 to \$29,000	\$30,000 to \$39,000	\$40,000 & above	Unknown
879	369	393	254	292	574

Race/Ethnicity

Am Indian or Alaska Native	American Asian or Pacific Islanders	African-American	White/Caucasian	Hispanic	Other	Unknown
8	34	939	870	523	233	154

Illinois				
Source of Client Referrals				
Self	Court	Child Support	Other	Unknown
0	1725	880	0	156
Outcomes				
No. of noncustodial parents whose parenting time with children increased as a result of services			533	
<p>Local Service Providers:</p> <ol style="list-style-type: none"> 1. <u>Circuit Court of Cook County/Court Facilitation</u> 69 West Washington, 10th Floor Chicago, IL 60602 Phone: (312) 603-1552 2. <u>Circuit Court of DuPage County/Parents and Kids in Partnership</u> 421 North County Farm Road Wheaton, IL 60187 Phone: (630) 681-2200 3. <u>Tenth Judicial Circuit Court Visitation Center</u> 324 Main Street, Room 215 Peoria, IL 60602 Phone: (309) 672-6088 				

Indiana

State Access Program Contact:

Thelzeda Moore
Department of Child Services – Child Support Bureau
402 West Washington Street, Room W360
Indianapolis, IN 46204
Thelzeda.Moore@dcs.in.gov

Annual Federal Grant Award: **\$181,698**
Minimum State Match: **\$ 20,189**

**Number of Minor Age Children in Single
 (Biological) Parent Households:** **236,170**

**FY 2007 Program Stats:
 Parents Served**

Total Parents Served	Fathers	Mothers	Grandparent/ Legal Guardian	Children Involved
497	364	125	8	763

Services Provided

Mediation	Counseling	Parent Education	Supervised Visitation	Neutral Drop-off	Development of Parenting Plans
0	370	148	80	19	196

Marital Status

Married	Separated	Divorced	Unmarried	Unknown
46	21	135	295	0

Annual Income

Less than \$10,000	\$10,000 to \$19,000	\$20,000 to \$29,000	\$30,000 to \$39,000	\$40,000 & Above	Unknown
293	119	57	20	8	0

Race/Ethnicity

Am Indian or Alaska Native	American Asian or Pacific Islanders	African-American	White/Caucasian	Hispanic	Other	Unknown
0	2	142	339	10	8	0

Indiana				
Source of Client Referrals				
Self	Court	Child Support	Other	Unknown
229	141	2	125	0
Outcomes				
No. of noncustodial parents whose parenting time with children increased as a result of services		203		
<p style="text-align: center;">Local Service Providers:</p> <ol style="list-style-type: none"> 1. <u>Bartholomew Area Legal Aid, Inc.</u> Advocates for Involved Fathers 1531 19th Street, Suite G330 Columbus, IN 47201 Phone: (812) 372-8933 2. <u>Family Services, Inc.</u> Dad's Make A Difference Howorth Center, Suite 201 615 North 18th Street Lafayette, IN 47904 Phone: (765) 423-5361 3. <u>Fathers and Families Resource/Research Center</u> 2835 North Illinois Street Indianapolis, IN 46208 Phone: (317) 921-5951 4. <u>Family Access Program (Brown County Commissioners)</u> 211 South Van Buren Street, Suite U-1 P.O. Box 686 Nashville, IN 47448 Phone: (812) 988-9887 				

Iowa

State Access Program Contact:

Harold Coleman
Iowa Department of Human Services
Bureau of Collections/Child Support
400 SW 8th St., Suite M
Des Moines, IA 50309
hcolema@dhs.state.ia.us

Annual Federal Grant Award: \$ 100,000
Minimum State Match: \$ 11,111

**Number of Minor Age Children in Single
 (Biological) Parent Households:** 99,880

**FY 2007 State Program Stats:
 Clients Served**

Total No. of Parents Served	Fathers	Mothers	Grandparent/ Legal Guardian	Children Involved		
332	285	46	1	433		
Services Provided						
Mediation	Counseling	Parent Education	Supervised Visitation	Neutral Drop-off	Development of Parenting Plans	
36	297	0	14	45	0	
Marital Status						
Married	Separated	Divorced	Unmarried	Unknown		
67	9	115	140	0		
Annual Income						
Less than \$10,000	\$10,000 to \$19,000	\$20,000 to \$29,000	\$30,000 to \$39,000	\$40,000 & above	Unknown	
53	81	75	57	66	0	
Race/Ethnicity						
Am Indian or Alaska Native	American Asian or Pacific Islanders	African-American	White/Caucasian	Hispanic	Other	Unknown
0	1	26	290	15	0	0

Iowa				
Source of Client Referrals				
Self	Court	Child Support	Other	Unknown
35	42	22	233	0
Outcomes				
No. of noncustodial parents whose parenting time with children increased as a result of services			227	
<p>Local Service Providers:</p> <ol style="list-style-type: none"> 1. <u>Youth & Shelter Services of Marshall County</u> 11 East State Street Marshalltown, IA 50158 Phone: (641) 752-2300 2. <u>Bethany for Children and Families</u> 1202 West 3rd Street Davenport, IA 52802 Phone: (309) 736-6650 3. <u>Girls and Boys Town</u> 1417 West Broadway, Suite 1 Council Bluffs, IA 51501 Phone: (712) 323-4011 4. <u>Fathers for Equal Rights</u> 3623 Douglas Avenue Des Moines, IA 50310 No Phone 				

Kansas

State Access Program Contact:

Lori Jensen
 Governor's Grants Program
 300 Southwest 10th Avenue, Room 212 South
 Topeka, KS 66612
Lori.Jensen@ks.gov

Annual Federal Grant Award: \$100,000

Minimum State Match: \$ 11,111

**Number of Minor Age Children in Single
 (Biological) Parent Households:** 99,225

**FY 2007 Program Stats:
 Parents Served**

Total Parents Served	Fathers	Mothers	Grandparent/ Legal Guardian	Children Involved
776	436	334	6	958

Services Provided

Mediation	Counseling	Parent Education	Supervised Visitation	Neutral Drop-off	Development of Parenting Plans
0	0	10	442	338	4

Marital Status

Married	Separated	Divorced	Unmarried	Unknown
22	66	365	317	0

Annual Income

Less than \$10,000	\$10,000 to \$19,000	\$20,000 to \$29,000	\$30,000 to \$39,000	\$40,000 & above	Unknown
249	243	135	70	79	0

Race/Ethnicity

Am Indian or Alaska Native	American Asian or Pacific Islanders	African-American	White/Caucasian	Hispanic	Other	Unknown
7	4	58	647	41	19	0

Kansas				
Source of Client Referrals				
Self	Court	Child Support	Other	Unknown
36	712	11	17	0
Outcomes				
No. of noncustodial parents whose parenting time with children increased as a result of services		605		
<p>Local Service Providers:</p> <ol style="list-style-type: none"> 1. <u>Hope Unlimited</u> Child Exchange & Parenting Center P.O. Box 12 Iola, KS 66749 Phone: (620) 365-7566 2. <u>12th Judicial District - Supervised Visits and Child Exchange Center</u> 811 Washington Street Concordia, KS 66901 Phone: (785) 335-2877 3. <u>Crisis Resource Center of SE Kansas - Child Exchange and Visitation Center</u> 669 South Highway 69 Pittsburg, KS 66762 Phone: (620) 231-8692 4. <u>The Farm - Douglas Visitation and Exchange Center</u> 910 West 24th Street Lawrence, KS 66047 Phone: (785) 749-2664 5. <u>First Judicial CASA Parenting Time/Supervised Visitation/Monitored Exchange Program</u> 520 S. 4th Street Leavenworth, KS 66048 Phone: (913) 651-6440 				

Kansas

6. **SOS - Child Visitation and Exchange Center**
P.O. Box 1191
Emporia, KS 66801
Phone: (620) 343-8799

7. **Sexual Assault/Domestic Violence Center & Child Visitation and Exchange Center**
400 West 2nd, Suite B
Hutchinson, KS 67501
Phone: (620) 665-3630

8. **Sunflower CASA Project - Sunflower Bridge – Riley County Child Exchange and Visitation Center**
P.O. Box 158
Manhattan, KS 66505
Phone: (785) 537-6367

9. **Wichita Childrens Home Child Access**
810 North Holyoke
Wichita, KS 67208
Phone: (316) 684-6581

10. **YMCA of Topeka - Safe Visit Program**
2036 Northwest Taylor
Topeka, KS 66608
Phone: (785) 234-4677

Kentucky

State Access Program Contact:

Gayle L. Yocum
Cabinet for Health and Family Services
275 East Main Street, 3 EB
Frankfort, KY 40621
gayle.yocum@ky.gov

Annual Federal Grant Award: \$ 120,496

Minimum State Match: \$ 13,388

**Number of Minor Age Children in Single
(Biological) Parent Households:** 156,620

**FY 2007 Program Stats:
Parents Served**

Total Parents Served	Fathers	Mothers	Grandparent/ Legal Guardian	Children Involved
120	45	51	24	94

Services Provided

Mediation	Counseling	Parent Education	Supervised Visitation	Neutral Drop-off	Development of Parenting Plans
34	28	0	36	4	67

Marital Status

Married	Separated	Divorced	Unmarried	Unknown
12	5	57	20	2

Annual Income

Less than \$10,000	\$10,000 to \$19,000	\$20,000 to \$29,000	\$30,000 to \$39,000	\$40,000 & above	Unknown
27	49	15	4	0	25

Race/Ethnicity

Am Indian or Alaska Native	American Asian or Pacific Islanders	African-American	White/Caucasian	Hispanic	Other	Unknown
0	0	8	88	0	0	24

Kentucky				
Source of Client Referrals				
Self	Court	Child Support	Other	Unknown
12	43	0	18	47
Outcomes				
No. of noncustodial parents whose parenting time with children increased as a result of services			49	
<p>Local Service Providers:</p> <ol style="list-style-type: none"> 1. <u>Community Action of Southern Bluegrass</u> Family Nurturing and Access and Visitation Program 921 Beauty Avenue Bowling Green, KY 42102 Phone: (270) 842-5735 				

Louisiana

State Access Program Contact:

Betty Holmes
Louisiana Department of Social Services
Office of Family Support
Support Enforcement Services
627 North 4th Street
Baton Rouge, LA 70802
bholmes@dss.state.la.us

Annual Federal Grant Award: \$ 161,207
Minimum State Match: \$ 17,912

**Number of Minor Age Children in Single
(Biological) Parent Households:** 173,990

FY 2007 Program Stats:
Parents Served

Total Parents Served	Fathers	Mothers	Grandparent/ Legal Guardian	Children Involved
246	123	121	2	186

Services Provided

Mediation	Counseling	Parent Education	Supervised Visitation	Neutral Drop-off	Development of Parenting Plans
55	70	14	45	0	26

Marital Status

Married	Separated	Divorced	Unmarried	Unknown
29	10	30	175	0

Annual Income

Less than \$10,000	\$10,000 to \$19,000	\$20,000 to \$29,000	\$30,000 to \$39,000	\$40,000 & above	Unknown
78	74	44	29	21	0

Race/Ethnicity

Am Indian or Alaska Native	American Asian or Pacific Islanders	African-American	White/Caucasian	Hispanic	Other	Unknown
0	0	198	43	3	2	0

Louisiana				
Source of Client Referrals				
Self	Court	Child Support	Other	Unknown
90	41	107	8	0
Outcomes				
No. of noncustodial parents whose parenting time with children increased as a result of services		37		
<p>Local Service Providers:</p> <p>1. <u>Louisiana Department of Social Services</u> Office of Family Support Support Enforcement Services P.O. Box 94065 Baton Rouge, LA 70804 Phone: (225) 342-0577</p>				

Maine

State Access Program Contact:

**Kirsten Skorpen
 Administrative Office of the Courts
 Family Division
 171 State House Station
 Augusta, ME 04333
Kirsten.Skorpen@maine.gov**

Annual Federal Grant Award: \$ 100,000
Minimum State Match: \$ 11,111

**Number of Minor Age Children in Single
 (Biological) Parent Households: 50,353**

**FY 2007 Program Stats:
 Parents Served**

Total Parents Served	Fathers	Mothers	Grandparent/ Legal Guardian	Children Involved
2163	1012	1079	72	4050

Services Provided

Mediation	Counseling	Parent Education	Supervised Visitation	Neutral Drop-off	Development of Parenting Plans
0	0	2129	0	34	0

Marital Status

Married	Separated	Divorced	Unmarried	Unknown
303	658	469	489	172

Annual Income

Less than \$10,000	\$10,000 to \$19,000	\$20,000 to \$29,000	\$30,000 to \$39,000	\$40,000 & above	Unknown
373	338	345	326	521	260

Race/Ethnicity

Am Indian or Alaska Native	American Asian or Pacific Islanders	African-American	White/Caucasian	Hispanic	Other	Unknown
22	8	14	1893	39	35	152

Maine				
Source of Client Referrals				
Self	Court	Child Support	Other	Unknown
472	1297	396	0	0
Outcomes				
No. of noncustodial parents whose parenting time with children increased as a result of services		711		
<p style="text-align: center;">Local Service Providers:</p> <ol style="list-style-type: none"> 1. <u>Family Care Services</u> Family Access Program 18 Payne Street Springvale, ME 04083 Phone: (207) 490-5847 2. <u>Kids First - South Paris and Rumford</u> Community Concepts P.O. Box 278 South Paris, ME 04281 Phone: (207) 743-7716 3. <u>Kids First - Augusta</u> Families First 257A Water Street Augusta, ME 04330 Phone: (207) 626-3428 4. <u>Kids First - Waterville</u> Families First 257A Water Street Augusta, ME 04330 Phone: (207) 626-3428 5. <u>Kids First - Skowhegan</u> Families First 257A Water Street Augusta, ME 04330 Phone: (207) 626-3428 6. <u>Safe Family Exchange</u> P.O. Box 1285 Southwest Harbor, ME 04679 Phone: (207) 266-7620 				

Maine

7. **Kids First - Portland**
Kids First Center
222 St. John Street, #101
Portland, ME 04102
Phone: (207) 761-2709
8. **ParentWorks-Parent Education**
P.O. Box 505
Rockland, ME 04402
Phone: (207) 596-0014
9. **For Kids' Sake - Bangor**
P.O. Box 6252
Bangor, ME 04402
Phone: (207) 942-9329
10. **Moving Forward – CTC of Arrostook**
454 Houlton Road
Easton, ME 04740
Phone: (207) 448-6657
11. **For Kids' Sake - Ellsworth**
P.O. Box 6252
Bangor, ME 04402
Phone: (207) 942-9329
12. **Kids First - Lewiston**
Advocates For Children
B Street Community Center
57 Birch Street, #204
Lewiston, ME 04240
Phone: (207) 783-3990
13. **Kids First - Biddeford**
Kids First Center
222 St. John Street, #101
Portland, ME 04102
Phone: (207) 761-2709

Maine

14. **Kids First - Topsham**
Kids First Center
222 St. John Street, #101
Portland, ME 04102
Phone: (207) 761-2709

15. **Kids First - Farmington**
Kids First Center
222 St. John Street, #101
Portland, ME 04102
Phone: (207) 761-2709

16. **Home to Home – Monitored Exchange Services**
P.O. Box 263
Brunswick, ME 04011
Phone: (207) 837-4894

17. **Kids First – Health Ways**
43 South Lubec Road
Lubec, ME 04652
Phone: (207) 733-1090

18. **Waldo County Kids First**
5 Stephenson Drive
Belfast, ME 04915
Phone: (207) 338-2200

Maryland

State Access Program Contact:

Salome T. Peters
 Department of Human Resources
 Community Services Administration
 311 West Saratoga Street, Room 239
 Baltimore, MD 21201
speters@dhr.state.md.us

Annual Federal Grant Award: \$ 159,241
Minimum State Match: \$ 17,693

**Number of Minor Age Children in Single
 (Biological) Parent Households:** 206,981

**FY 2007 Program Stats:
 Parents Served**

Total Parents Served	Fathers	Mothers	Grandparent/ Legal Guardian	Children Involved
673	314	331	28	778

Services Provided

Mediation	Counseling	Parent Education	Supervised Visitation	Neutral Drop-off	Development of Parenting Plans
50	41	333	339	84	333

Marital Status

Married	Separated	Divorced	Unmarried	Unknown
85	95	156	222	87

Annual Income

Less than \$10,000	\$10,000 to \$19,000	\$20,000 to \$29,000	\$30,000 to \$39,000	\$40,000 & above	Unknown
133	111	217	85	93	34

Race/Ethnicity

Am Indian or Alaska Native	American Asian or Pacific Islanders	African-American	White/Caucasian	Hispanic	Other	Unknown
0	2	149	465	16	7	34

Maryland				
Source of Client Referrals				
Self	Court	Child Support	Other	Unknown
32	627	0	12	2
Outcomes				
No. of noncustodial parents whose parenting time with children increased as a result of services		430		
<p>Local Service Providers:</p> <ol style="list-style-type: none"> 1. <u>Hartford County Circuit Court</u> Office of Family Court Services 101 South Main Street, Suite 300 Bel Air, MD 21014 Phone: (410) 638-3100 2. <u>Center for Children</u> Access and Visitation Program 6100 Radio Station Road P.O. Box 2924 La Plata, MD 20646 Phone: (301) 609-9887 3. <u>Mental Health Association of Frederick County</u> 263 West Patrick Street Frederick, MD 21701 Phone: (301) 663-0011 4. <u>Life Crisis Center, Inc.</u> Lower Shore Family Visitation Center P.O. Box 387 Salisbury, MD 21803 Phone: (410) 749-0632 5. <u>Carroll County Circuit Court</u> Carroll County Visitation Center Family Law Administration Courthouse Annex, Suite 208 55 North Court Street Westminster, MD 21157 Phone: (410) 386-2401 				

Massachusetts

State Access Program Contact:
Marilyn Feldman
Department of Revenue
Child Support Enforcement
100 Cambridge Street, 5th Floor
Boston, MA 02114-9561
feldmanm@dor.state.ma.us

Annual Federal Grant Award: \$ 169,596
Minimum State Match: \$ 18,844

**Number of Minor Age Children in Single
(Biological) Parent Households:** 220,441

FY 2007 Program Stats:
Parents Served

Total Parents Served	Fathers	Mothers	Grandparent/ Legal Guardian	Children Involved
329	249	80	0	579

Services Provided

Mediation	Counseling	Parent Education	Supervised Visitation	Neutral Drop-off	Development of Parenting Plans
25	5	327	0	0	8

Marital Status

Married	Separated	Divorced	Unmarried	Unknown
33	19	35	242	0

Annual Income

Less than \$10,000	\$10,000 to \$19,000	\$20,000 to \$29,000	\$30,000 to \$39,000	\$40,000 & above	Unknown
214	51	36	17	11	0

Race/Ethnicity

Am Indian or Alaska Native	American Asian or Pacific Islanders	African-American	White/Caucasian	Hispanic	Other	Unknown
4	7	70	126	105	17	0

Massachusetts				
Source of Client Referrals				
Self	Court	Child Support	Other	Unknown
94	52	0	183	0
Outcomes				
No. of noncustodial parents whose parenting time with children increased as a result of services		101		
<p>Local Service Providers:</p> <ol style="list-style-type: none"> 1. <u>Catholic Charities North</u> Fathers' Support Services and Cooperative Parenting Program 140 Commonwealth Avenue, Suite 202 Danvers, MA 01923 Phone: (978) 774-6820 2. <u>Family Nurturing Center</u> Supporting the Nurturing Parenting of Incarcerated Men 200 Bowdoin Street Dorchester, MA 02122 Phone: (617) 474-1143 3. <u>EMERGE</u> Responsible Fatherhood and Cooperative Parenting Program 2464 Massachusetts Avenue, Suite 101 Cambridge, MA 02140 Phone: (617) 547-9879 4. <u>UMASS Medical School</u> Facilitated Parenting Plans 222 Maple Avenue Shrewsbury, MA 01545 Phone: (508) 856-6537 5. <u>Meeting Place, Guidance Center, Inc.</u> Supervised Visitation Support Services 5 Sacramento Street Cambridge, MA 02138 Phone: (617) 354-2275 6. <u>Pernet Family Health Service</u> 237 Millbury Street Worcester, MA 01610 Phone: (508) 755-1228 				

Michigan

State Access Program Contact:

Crystal Perry
Michigan Department of Human Services
Office of Child Support - Contract Services
235 South Grand Tower
Lansing, MI 48933
PerryC2@michigan.gov

Annual Federal Grant Award: \$ 292,064
Minimum State Match: \$ 32,500

**Number of Minor Age Children in Single
 (Biological) Parent Households:** 379,624

**FY 2007 Program Stats:
 Parents Served**

Total Parents Served	Fathers	Mothers	Grandparent/ Legal Guardian	Children Involved
2088	1055	991	42	1743

Services Provided

Mediation	Counseling	Parent Education	Supervised Visitation	Neutral Drop-off	Development of Parenting Plans
820	0	0	4266	3832	10

Marital Status

Married	Separated	Divorced	Unmarried	Unknown
67	123	1155	701	0

Annual Income

Less than \$10,000	\$10,000 to \$19,000	\$20,000 to \$29,000	\$30,000 to \$39,000	\$40,000 & above	Unknown
310	297	207	163	161	950

Race/Ethnicity

Am Indian or Alaska Native	American Asian or Pacific Islanders	African-American	White/Caucasian	Hispanic	Other	Unknown
10	9	242	1143	63	25	596

Michigan				
Source of Client Referrals				
Self	Court	Child Support	Other	Unknown
8	2072	0	8	0
Outcomes				
No. of noncustodial parents whose parenting time with children increased as a result of services		5772		
<p>Local Service Providers:</p> <ol style="list-style-type: none"> 1. <u>6th Circuit Court FOC - Haven Supervised Parenting Time Program</u> 230 Elizabeth Lake Road Pontiac, MI 48341 Phone: (248) 858-0424 2. <u>9th Circuit Court FOC - Family Connections</u> 201 West Kalamazoo Avenue Kalamazoo, MI 49007 Phone: (269) 384-8218 3. <u>8th Circuit Court FOC – 2007 Parenting Grant</u> 101 East Washington Street Ionia, MI 48846 Phone: (616) 527-5311 4. <u>Westshore Dispute Resolution Center</u> 1200 Ransom Street Muskegon, MI 49442 Phone: (231) 727-6001 5. <u>30th Circuit Court FOC - Chance at Childhood Supervised Visitation Program</u> P.O. Box 40097 East Lansing, MI 48901 Phone: (517) 483-6162 6. <u>25th Circuit Court FOC – Access Visitation Program</u> 234 West Baraga Avenue Marquette, MI 49855 Phone: (906) 225-8273 7. <u>Child and Family Services of Northwestern Michigan</u> 3785 Veterans Drive Traverse City, MI 49684 Phone: (231) 946-8975 				

Michigan

8. **56th Circuit Court FOC – Eaton County Supervised Visitation Program**
1045 Independence Boulevard
Charlotte, MI 48813
Phone: (517) 543-2517

9. **4th Circuit Court FOC – Supervised Exchange & Parenting Time Program**
1697 Lansing Avenue
Jackson, MI 49204
Phone: (517) 768-6485

10. **17th Circuit Court FOC – Kent County**
82 Ionia Avenue, Northwest, Suite 200
Grand Rapids, MI 49501
Phone: (616) 632-6846

11. **40th Circuit Court FOC – KIND Supervised Visitation Program**
255 Clay Street
Lapeer, MI 48446
Phone: (810) 667-0377

12. **16th Circuit Court FOC – Supervised Parental Access & Exchange Program**
40 North Main Street
Mt. Clemens, MI 48043
Phone: (586) 469-5750

13. **38th Circuit Court FOC – Children’s Center of Monroe**
106 East First Street
Monroe, MI 48161
Phone: (734) 240-7207

14. **20th Circuit Court FOC – MI Supervised Visitation Program**
414 Washington Street, Room 206
Grand Haven, MI 49417
Phone: (616) 846-8209

15. **10th Circuit Court FOC - SafePlace**
111 South Michigan Avenue
Saginaw, MI 48602
Phone: (989) 790-5313

Michigan

16. **31st Circuit Court FOC – St. Clair Parenting Program**
201 McMorran Boulevard, Room 1600
Port Huron, MI 48060
Phone: (810) 985-2353
17. **22nd Circuit Court FOC – Supervised Parenting/Exchange Program**
101 East Huron Street
Ann Arbor, MI 48107
Phone: (734) 222-3340
18. **13th Circuit Court FOC – Supervised Parenting Time**
328 Washington Street
Traverse City, MI 49684
19. **18th Circuit Court FOC – Supervised Parenting Time**
1230 Washington Avenue, Suite 660
Bay City, MI 48707
Phone: (989) 895-4268
20. **19th Circuit Court FOC – Parenting Time Program**
415 Third Street
Manistee, MI 49660
Phone: (231) 723-7242
21. **15th Circuit Court FOC – Parenting Time Problem-Solving Assistance Program**
31 Division Street
Coldwater, MI 49036
Phone: (517) 279-4314
22. **3rd Circuit Court FOC – Supervised Parenting Program**
645 Griswold Street, Suite 323
Detroit, MI 48226
Phone: (313) 224-6639
23. **Citizens Mediation Service, Inc.**
2800 Cleveland Avenue, Suite 2
St. Joseph, MI 49085
Phone: (269) 982-7898
24. **Citizen Dispute Resolution Service, Inc.**
415 State Street
Petosky, MI 49770
Phone: (231) 487-1771

Michigan

25. **Eastern UP Dispute Resolution Center, Inc.**
P.O. Box 505
Sault Saint Marie, MI 49783
Phone: (906) 632-5467
26. **Community Resolution Center**
315 East Court Street, Suite 200
Flint, MI 48502
Phone: (810) 249-2619
27. **Community Reconciliation Services, Inc.**
1022 East Front Street
Traverse City, MI 49685
Phone: (231) 941-5835
28. **Dispute Resolution Center of Central Michigan**
229 North Pine Street
Lansing, MI 48933
Phone: (517) 485-2274
29. **The Resolution Center**
176 South Main Street, Suite 2
Mt. Clemens, MI 48043
Phone: (586) 469-4717
30. **Oakland Mediation Center, Inc.**
550 Hulet Drive, Suite 102
Bloomfield Hills, MI 48302
Phone: (248) 338-4280
31. **Community Mediation Services**
116 5th Street
Gaylord, MI 49735
Phone: (989) 732-1576
32. **Mediation Services – Macatawa Resource Center**
68 West 8th Street, Suite 140
Holland, MI 49423
Phone: (616) 399-1600
33. **Dispute Resolution Centers of Michigan, Inc.**
110 North 4th Street
Ann Arbor, MI 48107
Phone: (734) 222-3745

Minnesota

State Access Program Contact:

Karen Schirle

Minnesota Department of Human Services

Child Support Enforcement Division

444 Lafayette Road North

St. Paul, MN 55155

Karen.Schirle@state.mn.us

Annual Federal Grant Award: \$ 130,764

Minimum State Match: \$ 14,530

**Number of Minor Age Children in Single
(Biological) Parent Households: 169,967**

FY 2007 Program Stats:

Parents Served

Total Parents Served	Fathers	Mothers	Grandparent/ Legal Guardian	Children Involved
216	127	84	5	184

Services Provided

Mediation	Counseling	Parent Education	Supervised Visitation	Neutral Drop-off	Development of Parenting Plans
0	18	48	154	15	0

Marital Status

Married	Separated	Divorced	Unmarried	Unknown
5	45	29	108	29

Annual Income

Less than \$10,000	\$10,000 to \$19,000	\$20,000 to \$29,000	\$30,000 to \$39,000	\$40,000 & above	Unknown
39	47	15	7	17	91

Race/Ethnicity

Am Indian or Alaska Native	American Asian or Pacific Islanders	African-American	White/Caucasian	Hispanic	Other	Unknown
8	7	43	105	6	15	32

Minnesota				
Source of Client Referrals				
Self	Court	Child Support	Other	Unknown
7	137	0	69	3
Outcomes				
No. of noncustodial parents whose parenting time with children increased as a result of services		160		
<p>Local Service Providers:</p> <ol style="list-style-type: none"> 1. <u>Children’s Safety Centers Network Inc.</u> 281 Maria Avenue St. Paul, MN 55106 Phone: (651) 774-4990 2. <u>Central Minnesota Legal Services</u> 430 First Avenue North, Suite #359 Minneapolis, MN 55401 Phone: (651) 332-8151 				

Mississippi

State Access Program Contact:

Ruth Ann Williams
Mississippi Department of Human Services
750 North State Street
Jackson, MS 39202
rawilliams@mdhs.state.ms.us

Annual Federal Grant Award: \$ 114,609
Minimum State Match: \$ 12,734

**Number of Minor Age Children in Single
 (Biological) Parent Households:** 148,968

**FY 2007 Program Stats:
 Parents Served**

Total Parents Served	Fathers	Mothers	Grandparent/ Legal Guardian	Children Involved
748	328	395	25	469

Services Provided

Mediation	Counseling	Parent Education	Supervised Visitation	Neutral Drop-off	Development of Parenting Plans
82	250	675	6	1	0

Marital Status

Married	Separated	Divorced	Unmarried	Unknown
0	50	120	568	0

Annual Income

Less than \$10,000	\$10,000 to \$19,000	\$20,000 to \$29,000	\$30,000 to \$39,000	\$40,000 & above	Unknown
53	100	44	13	8	530

Race/Ethnicity

Am Indian or Alaska Native	American Asian or Pacific Islanders	African-American	White/Caucasian	Hispanic	Other	Unknown
4	2	385	340	14	0	3

Mississippi				
Source of Client Referrals				
Self	Court	Child Support	Other	Unknown
290	50	2	39	367
Outcomes				
No. of noncustodial parents whose parenting time with children increased as a result of services			23	
<p style="text-align: center;">Local Service Providers:</p> <p>1. <u>Hinds County Department of Human Services</u> 4777 Medgar Evers Boulevard Jackson, MS 39213 Phone: (601) 432-1260</p>				

Missouri

State Access Program Contact:

Kathy LeFebvre
Department of Social Services - Family Support Division
710 Southern Expressway, Suite A
Cape Girardeau, MO 63701
Kathy.c.lefebvre@dss.mo.gov

Annual Federal Grant Award: \$172,531
Minimum State Match: \$ 19,170

Number of Minor Age Children in Single (Biological) Parent Households: 224,256

FY 2007 Program Stats:
Parents Served

Total Parents Served	Fathers	Mothers	Grandparent/ Legal Guardian	Children Involved		
1788	899	892	7	1206		
Services Provided						
Mediation	Counseling	Parent Education	Supervised Visitation	Neutral Drop-off	Development of Parenting Plans	
1788	0	0	0	0	1788	
Marital Status						
Married	Separated	Divorced	Unmarried	Unknown		
0	0	711	1070	0		
Annual Income						
Less than \$10,000	\$10,000 to \$19,000	\$20,000 to \$29,000	\$30,000 to \$39,000	\$40,000 & above	Unknown	
477	340	335	200	220	216	
Race/Ethnicity						
Am Indian or Alaska Native	American Asian or Pacific Islanders	African-American	White/Caucasian	Hispanic	Other	Unknown
9	6	195	1478	27	73	0

Missouri				
Source of Client Referrals				
Self	Court	Child Support	Other	Unknown
248	784	516	240	0
Outcomes				
No. of noncustodial parents whose parenting time with children increased as a result of services			588	
<p>Local Service Providers:</p> <p>1. <u>MARCH, Inc. (Mediation Achieving Results for Children)</u> 105 East Mill Street Liberty, MO 64068 Phone: (800) 792-3885</p>				

Montana

State Access Program Contact:

Monica Poole-Lillyblad
Department of Public Health & Human Services
1400 Broadway
Helena, MT 59604
mpoole-lillyblad@mt.gov

Annual Federal Grant Award: \$ 100,000

Minimum State Match: \$ 11,111

**Number of Minor Age Children in Single
(Biological) Parent Households:** 29,365

FY 2007 Program Stats:

Parents Served

Total Parents Served	Fathers	Mothers	Grandparent/ Legal Guardian	Children Involved
186	83	96	7	353

Services Provided

Mediation	Counseling	Parent Education	Supervised Visitation	Neutral Drop-off	Development of Parenting Plans
0	1	67	190	10	64

Marital Status

Married	Separated	Divorced	Unmarried	Unknown
40	11	24	112	0

Annual Income

Less than \$10,000	\$10,000 to \$19,000	\$20,000 to \$29,000	\$30,000 to \$39,000	\$40,000 & above	Unknown
63	49	15	1	2	56

Race/Ethnicity

Am Indian or Alaska Native	American Asian or Pacific Islanders	African-American	White/Caucasian	Hispanic	Other	Unknown
33	2	7	137	7	1	0

Montana				
Source of Client Referrals				
Self	Court	Child Support	Other	Unknown
2	108	0	79	0
Outcomes				
No. of noncustodial parents whose parenting time with children increased as a result of services			164	
<p>Local Service Providers:</p> <ol style="list-style-type: none"> 1. <u>Healthy Mothers Healthy Babies, The Great Falls Coalition</u> 1108 6th Avenue South Great Falls, MT 59405 Phone: (406) 268-6762 2. <u>Family Support Network</u> 1211 Grand Avenue, Suite 6 Billings, MT 59101 Phone: (406) 256-7783 3. <u>Developmental Educational Assistance Program (DEAP)</u> 2200 Box Elder Miles City, MT 59301 Phone: (406) 232-6034 4. <u>Sunburst Community Services Foundation</u> 40571 Montana Highway 35 Polson, MT 59860 Phone: (406) 297-3435 5. <u>Hearts and Homes</u> 3316 West Babcock Bozeman, MT 59718 Phone: (406) 585-8544 				

Nebraska

State Access Program Contact:

Roxie Webb
HHSS/Child Support Enforcement
P.O. Box 94728
Lincoln, NE 68509-4728
Roxie.webb@dhss.ne.gov

Annual Federal Grant Award: \$ 100,000
Minimum State Match: \$ 11,111

Number of Minor Age Children in Single (Biological) Parent Households: 58,465

FY 2007 Program Stats:
Parents Served

Total Parents Served	Fathers	Mothers	Grandparent/ Legal Guardian	Children Involved
299	139	152	8	275

Services Provided

Mediation	Counseling	Parent Education	Supervised Visitation	Neutral Drop-off	Development of Parenting Plans
238	0	7	24	30	222

Marital Status

Married	Separated	Divorced	Unmarried	Unknown
15	116	79	81	0

Annual Income

Less than \$10,000	\$10,000 to \$19,000	\$20,000 to \$29,000	\$30,000 to \$39,000	\$40,000 & above	Unknown
95	84	69	26	25	0

Race/Ethnicity

Am Indian or Alaska Native	American Asian or Pacific Islanders	African-American	White/Caucasian	Hispanic	Other	Unknown
9	0	25	235	27	3	0

Nebraska				
Source of Client Referrals				
Self	Court	Child Support	Other	Unknown
55	139	0	105	0
Outcomes				
No. of noncustodial parents whose parenting time with children increased as a result of services		123		
<p>Local Service Providers:</p> <ol style="list-style-type: none"> 1. <u>Central Mediation Center</u> 204 East 25th, Suite 5 Kearney, NE 68847 Phone: (308) 237-4692 2. <u>Center for Conflict Resolution</u> 1524 Broadway P.O. Box 427 Scottsbluff, NE 69363 Phone: (308) 635-2002 3. <u>The Mediation Center</u> 610 "J" Street, Suite 100 Lincoln, NE 68508 Phone: (402) 441-5740 4. <u>Nebraska Justice Center</u> 312 Main Street Walthill, NE 68067 Phone: (402) 846-5576 5. <u>The Resolution Center</u> 5109 West Scott Road, Suite 414 Beatrice, NE 68310 Phone: (402) 223-6061 6. <u>Concord Center</u> 3861 Farnam Street, Suite B Omaha, NE 68131 Phone: (402) 345-1131 				

Nebraska

7. **The City of Grand Island**
101 East 1st Street
Grand Island, NE 68801
Phone: (308) 385-5444

8. **The Department of Correctional Services**
P.O. Box 2500
Lincoln, NE 68542
Phone: (402) 479-5800

Nevada

State Access Program Contact:

Rose Ramos
Division of Welfare and Supportive Services
Child Support Enforcement Program
1470 College Parkway
Carson City, NV 89706
rrosos@dws.nv.gov

Annual Federal Grant Award: \$ 100,000

Minimum State Match: \$ 11,111

**Number of Minor Age Children in Single
(Biological) Parent Households:** 92,847

FY 2007 Program Stats:

Parents Served

Total Parents Served	Fathers	Mothers	Grandparent/ Legal Guardian	Children Involved
682	341	341	0	413

Services Provided

Mediation	Counseling	Parent Education	Supervised Visitation	Neutral Drop-off	Development of Parenting Plans
340	106	64	2	6	304

Marital Status

Married	Separated	Divorced	Unmarried	Unknown
70	0	15	597	0

Annual Income

Less than \$10,000	\$10,000 to \$19,000	\$20,000 to \$29,000	\$30,000 to \$39,000	\$40,000 & above	Unknown
200	97	147	112	126	0

Race/Ethnicity

Am Indian or Alaska Native	American Asian or Pacific Islanders	African-American	White/Caucasian	Hispanic	Other	Unknown
1	16	135	335	141	54	0

Nevada				
Source of Client Referrals				
Self	Court	Child Support	Other	Unknown
0	662	20	0	0
Outcomes				
No. of noncustodial parents whose parenting time with children increased as a result of services		171		
<p>Local Service Providers:</p> <ol style="list-style-type: none"> <u>Eighth Judicial District Court – Family Division</u> Family Mediation Center 601 North Pecos Road Las Vegas, NV 89101 Phone: (702) 455-4186 <u>Second Judicial District Court – Family Division</u> Family Mediation Program One South Sierra Reno, NV 89501 Phone: (775) 328-3556 				

New Hampshire

State Access Program Contact:
Neal Boutin/Thomas Pryor
Division of Child Support Services
129 Pleasant Street
Concord, NH 03301
nboutin@dhhs.state.nh.us
tpryor@dhhs.state.nh.us

Annual Federal Grant Award: \$ 100,000
Minimum State Match: \$ 11,111

**Number of Minor Age Children in Single
(Biological) Parent Households:** 42,249

FY 2007 Program Stats:
Parents Served

Total Parents Served	Fathers	Mothers	Grandparent/ Legal Guardian	Children Involved
416	200	207	9	338

Services Provided

Mediation	Counseling	Parent Education	Supervised Visitation	Neutral Drop-off	Development of Parenting Plans
168	0	356	194	66	160

Marital Status

Married	Separated	Divorced	Unmarried	Unknown
75	88	96	157	0

Annual Income

Less than \$10,000	\$10,000 to \$19,000	\$20,000 to \$29,000	\$30,000 to \$39,000	\$40,000 & above	Unknown
103	103	111	59	40	0

Race/Ethnicity

Am Indian or Alaska Native	American Asian or Pacific Islanders	African-American	White/Caucasian	Hispanic	Other	Unknown
5	0	4	375	12	20	0

New Hampshire				
Source of Client Referrals				
Self	Court	Child Support	Other	Unknown
18	374	0	24	0
Outcomes				
No. of noncustodial parents whose parenting time with children increased as a result of services		184		
<p>Local Service Providers:</p> <ol style="list-style-type: none"> 1. <u>Merrimack County Visitation Center</u> 249 Pleasant Street Concord, NH 03301 Phone: (603) 223-9907 2. <u>Monadnock Family Services</u> 64 Main Street Keene, NH 03431 Phone: (603) 357-6873 3. <u>Tri-County CAP</u> 30 Exchange Street Berlin, NH 03570 Phone: (603) 752-7001 4. <u>Good Beginnings of Sullivan County</u> 169 Main Street Claremont, NH 03743 Phone: (603) 542-1848 				

New Jersey

State Access Program Contact:

Kimberly Jenkins
Administrative Office of the Courts
25 Market Street
Trenton, NJ 08625
kimberly.jenkins@judiciary.state.nj.us

Annual Federal Grant Award: \$ 213,982
Minimum State Match: \$ 23,776

**Number of Minor Age Children in Single
 (Biological) Parent Households:** 278,133

**FY 2007 Program Stats:
 Parents Served**

Total Parents Served	Fathers	Mothers	Grandparent/ Legal Guardian	Children Involved
1041	488	500	53	1084

Services Provided

Mediation	Counseling	Parent Education	Supervised Visitation	Neutral Drop-off	Development of Parenting Plans
18	17	14	806	2	43

Marital Status

Married	Separated	Divorced	Unmarried	Unknown
131	129	117	534	77

Annual Income

Less than \$10,000	\$10,000 to \$19,000	\$20,000 to \$29,000	\$30,000 to \$39,000	\$40,000 & above	Unknown
239	115	153	86	78	370

Race/Ethnicity

Am Indian or Alaska Native	American Asian or Pacific Islanders	African-American	White/Caucasian	Hispanic	Other	Unknown
0	23	232	338	317	25	106

New Jersey				
Source of Client Referrals				
Self	Court	Child Support	Other	Unknown
42	868	0	0	131
Outcomes				
No. of noncustodial parents whose parenting time with children increased as a result of services		352		
<p>Local Service Providers:</p> <ol style="list-style-type: none"> 1. <u>Burlington County Superior Court – Catholic Charities</u> 49 Rancocas Road Mt. Holly, NJ 08060 Phone: (609) 518-2500 2. <u>Camden County Superior Court – Center for Family Services</u> 101 South 5th Street Camden, NJ 08103 Phone: (856) 379-2200 3. <u>Cumberland/Salem Superior Court</u> 60 West Broad Street Bridgeton, NJ 08302 Phone: (856) 451-8000 4. <u>Essex County Superior Court – Foundation for Families</u> Robert Wilentz Justice Complex 212 Washington Street Newark, NJ 07102 Phone: (973) 693-5701 5. <u>Hudson County Superior Court</u> 595 Newark Avenue Jersey City, NJ 07036 Phone: (201) 795-6000 6. <u>Mercer County Superior Court – Catholic Charities</u> 175 South Broad Street Trenton, NJ 08650 Phone: (609) 571-4000 				

New Jersey

7. **Middlesex County Superior Court**
120 New Street
New Brunswick, NJ 08903
Phone: (732) 981-3200
8. **Monmouth County Superior Court**
71 Monmouth Park
Freehold, NJ 07728
Phone: (732) 677-4300
9. **Morris/Sussex County Superior Court**
Audrey Hepburn Center & Center for Evaluation & Counseling
P.O. Box 910
Morristown, NJ 07069
Phone: (973) 656-4000
10. **Ocean County Superior Court – Preferred Children’s Services**
120 Hooper Avenue
Toms River, NJ 08754
Phone: (732) 244-2121
11. **Passaic County Superior Court**
401 Grand Street
Paterson, NJ 07505
Phone: (973) 247-8000
12. **Union County Superior Court**
2 Broad Street
Elizabeth, NJ 07207
Phone: (908) 659-4100
13. **Warren County Superior Court**
61 High Street
Newton, NJ 07860
Phone: (908) 475-5361

New Mexico

State Access Program Contact:

Ruthie H. Dearing, MHSA, JD
 Family Services Department
 3401 Pan American Freeway NE
 Albuquerque, NM 87107
ruthie.dearing1@state.nm.us

Annual Federal Grant Award: \$ 100,000
 Minimum State Match: \$ 11,111

Number of Minor Age Children in Single
 (Biological) Parent Households: 83,325

FY 2007 Program Stats:
Parents Served

Total Parents Served	Fathers	Mothers	Grandparent/ Legal Guardian	Children Involved
145	58	78	9	144

Services Provided

Mediation	Counseling	Parent Education	Supervised Visitation	Neutral Drop-off	Development of Parenting Plans
0	0	0	85	45	0

Marital Status

Married	Separated	Divorced	Unmarried	Unknown
6	7	67	56	0

Annual Income

Less than \$10,000	\$10,000 to \$19,000	\$20,000 to \$29,000	\$30,000 to \$39,000	\$40,000 & above	Unknown
80	32	19	7	3	4

Race/Ethnicity

Am Indian or Alaska Native	American Asian or Pacific Islanders	African-American	White/Caucasian	Hispanic	Other	Unknown
0	0	5	49	89	0	2

New Mexico				
Source of Client Referrals				
Self	Court	Child Support	Other	Unknown
4	89	0	52	0
Outcomes				
No. of noncustodial parents whose parenting time with children increased as a result of services		80		
<p>Local Service Providers:</p> <ol style="list-style-type: none"> <p><u>Families & Youth, Inc.</u> 1320 South Solano Road Las Cruces, NM 88001 Phone: (575) 556-1609</p> <p><u>South Western Advocates for Kids</u> 301 West College Street Silver City, NM 88061 Phone: None</p> <p><u>The Neutral Zone</u> 908 North Hudson Silver City, New Mexico 88061 Phone: (575) 534-0071</p> 				

New York

State Access Program Contact:

Iwona U. Ostrowska
 Division of Child Support Enforcement
 40 North Pearl Street, 13th Floor
 Albany, NY 12243
Iwona.Ostrowska@otda.state.ny.us

Annual Federal Grant Award: \$ 569,759
Minimum State Match: \$ 63,307

**Number of Minor Age Children in Single
 (Biological) Parent Households:** 740,572

**FY 2007 Program Stats:
 Parents Served**

Total Parents Served	Fathers	Mothers	Grandparent/ Legal Guardian	Children Involved
2411	1118	1174	119	2258

Services Provided

Mediation	Counseling	Parent Education	Supervised Visitation	Neutral Drop-off	Development of Parenting Plans
749	1286	1687	812	376	437

Marital Status

Married	Separated	Divorced	Unmarried	Unknown
71	447	722	1000	52

Annual Income

Less than \$10,000	\$10,000 to \$19,000	\$20,000 to \$29,000	\$30,000 to \$39,000	\$40,000 & above	Unknown
668	384	426	490	282	161

Race/Ethnicity

Am Indian or Alaska Native	American Asian or Pacific Islanders	African-American	White/Caucasian	Hispanic	Other	Unknown
1	21	500	1282	498	58	51

New York				
Source of Client Referrals				
Self	Court	Child Support	Other	Unknown
96	1922	0	299	94
Outcomes				
No. of noncustodial parents whose parenting time with children increased as a result of services		907		
<p style="text-align: center;">Local Service Providers:</p> <ol style="list-style-type: none"> 1. <u>Catholic Charities of Buffalo</u> Access and Visitation Program 1581 Bailey Avenue Buffalo, NY 14212 Phone: (716) 896-6390 2. <u>Child Care Coordinating Council of the North Country</u> 194 US Oval Plattsburgh, NY 12901 Phone: (518) 561-4999 3. <u>Dispute Resolution Center</u> 14 Scotchtown Avenue Goshen, NY 10924 Phone: (845) 294-8082 4. <u>Family Services, Inc.</u> 29 North Hamilton Street Poughkeepsie, NY 12601 Phone: (845) 452-1110 5. <u>NY Society for the Prevention of Cruelty to Children</u> 161 William Street, 9th Floor New York, NY 10038 Phone: (212) 233-5500 6. <u>Osborne Association</u> 809 Westchester Avenue Bronx, NY 10455 Phone: (718) 637-6560 				

New York

7. **St. Catherine's Center for Children**
40 North Main Avenue
Albany, NY 12203
Phone: (518) 453-6700

8. **Safe Horizon, Inc.**
Access and Visitation Program
2 Lafayette Street, 3rd floor
New York, NY 10007
Phone: (212) 577-3896

9. **Society for the Protection and Care of Children**
148 South Fitzhugh Street
Rochester, NY 14608
Phone: (585) 325-6101

North Carolina

State Access Program Contact:

Belivia Aponte
DHHS/DSS/CSE
P.O. Box 20800
Raleigh, NC 27619-0800
belivia.aponte@ncmail.net

Annual Federal Grant Award: \$ 278,157

Minimum State Match: \$ 30,906

**Number of Minor Age Children in Single
(Biological) Parent Households:** 361,548

**FY 2007 Program Stats:
Parents Served**

Total Parents Served	Fathers	Mothers	Grandparent/ Legal Guardian	Children Involved
1035	546	463	26	786

Services Provided

Mediation	Counseling	Parent Education	Supervised Visitation	Neutral Drop-off	Development of Parenting Plans
208	731	586	17	1	179

Marital Status

Married	Separated	Divorced	Unmarried	Unknown
42	85	199	682	1

Annual Income

Less than \$10,000	\$10,000 to \$19,000	\$20,000 to \$29,000	\$30,000 to \$39,000	\$40,000 & above	Unknown
316	218	174	63	36	228

Race/Ethnicity

Am Indian or Alaska Native	American Asian or Pacific Islanders	African-American	White/Caucasian	Hispanic	Other	Unknown
12	2	640	344	33	4	0

North Carolina				
Source of Client Referrals				
Self	Court	Child Support	Other	Unknown
38	268	336	313	80
Outcomes				
No. of noncustodial parents whose parenting time with children increased as a result of services		245		
<p>Local Service Providers:</p> <ol style="list-style-type: none"> <u>Wake County Human Services</u> Working 4 Kids 2815 Kidd Road Raleigh, NC 27610 Phone: (919) 212-7203 <u>Durham Family Court</u> 201 North Roxboro Street, 1st Floor Durham, NC 27701 Phone: (919) 564-7089 <u>District 20 Family Court</u> P.O. Box 1607 Albemarle, NC 28002 Phone: (704) 982-3095 <u>Cumberland Family Court</u> 117 Dick Street Fayetteville, NC 28301 Phone: (910) 321-3816 <u>Halifax County Family Court</u> 357 Ferrell Lane Halifax, NC 27839 Phone: (252) 583-0060 <u>Buncombe County Family Court</u> 60 Court Plaza Asheville, NC 28801 Phone: (828) 232-2667 				

North Dakota

State Access Program Contact:

Tina Bay
Department of Human Services
Child Support Enforcement Division
1600 East Century Avenue, Suite 7
Bismarck, ND 58503
sobayt@state.nd.us

Annual Federal Grant Award: \$ 100,000

Minimum State Match: \$ 11,111

**Number of Minor Age Children in Single
 (Biological) Parent Households:** 17,077

FY 2007 Program Stats:

Parents Served

Total Parents Served	Fathers	Mothers	Grandparent/ Legal Guardian	Children Involved
442	165	201	76	405

Services Provided

Mediation	Counseling	Parent Education	Supervised Visitation	Neutral Drop-off	Development of Parenting Plans
0	0	319	349	137	18

Marital Status

Married	Separated	Divorced	Unmarried	Unknown
38	31	130	167	0

Annual Income

Less than \$10,000	\$10,000 to \$19,000	\$20,000 to \$29,000	\$30,000 to \$39,000	\$40,000 & above	Unknown
109	58	67	23	7	178

Race/Ethnicity

Am Indian or Alaska Native	American Asian or Pacific Islanders	African-American	White/Caucasian	Hispanic	Other	Unknown
42	1	10	374	11	4	0

North Dakota				
Source of Client Referrals				
Self	Court	Child Support	Other	Unknown
42	216	16	168	0
Outcomes				
No. of noncustodial parents whose parenting time with children increased as a result of services		306		
<p>Local Service Providers:</p> <ol style="list-style-type: none"> 1. <u>*Rainbow Bridge Safe Exchange/Visitation Center</u> 715 11th Street, North, Suite 101 Moorhead, MN 56560 Phone: (218) 299-7231 2. <u>Family Connection – Safe Visitation Center</u> 10 2nd Street West Dickinson Dickinson, ND 58601 Phone: (701) 483-7233 3. <u>Kids Konnection</u> 509 Dakota Avenue, Suite A Wahpeton, ND 58075 Phone: (701) 672-2222 4. <u>Abused Adult Resource Center/Family Safety Center</u> 218 West Broadway Avenue Bismark, ND 58501 Phone: (701) 222-1053 5. <u>Wishing Well Child Visitation Program</u> Community Violence Intervention Programs 211 S. 4th Street Grand Forks, ND 58201 Phone: (701) 746-0405 6. <u>Hearts of Hope/Safe Havens</u> P.O. Box 900 Belcourt, ND 58316 Phone: (701) 477-0002 				

North Dakota

7. **Village Family Service Center**
20 1st Street, Southwest, Suite 250
Minot, ND 58701
Phone: (701) 852-3328

***North Dakota funds grantees in Minnesota and North Dakota.**

Ohio

State Access Program Contact:

Jeff Roose
Ohio Department of Job and Family Services
Office of Child Support
30 East Broad Street, 30th Floor
Columbus, OH 43215
roosej@odjfs.state.oh.us

Annual Federal Grant Award: \$ 351,620
Minimum State Match: \$ 39,069

**Number of Minor Age Children in Single
 (Biological) Parent Households:** 457,035

**FY 2007 Program Stats:
 Parents Served**

Total Parents Served	Fathers	Mothers	Grandparent/ Legal Guardian	Children Involved
725	311	331	83	728

Services Provided

Mediation	Counseling	Parent Education	Supervised Visitation	Neutral Drop-off	Development of Parenting Plans
121	1	1	439	148	17

Marital Status

Married	Separated	Divorced	Unmarried	Unknown
106	78	191	332	0

Annual Income

Less than \$10,000	\$10,000 to \$19,000	\$20,000 to \$29,000	\$30,000 to \$39,000	\$40,000 & above	Unknown
230	141	104	74	64	112

Race/Ethnicity

Am Indian or Alaska Native	American Asian or Pacific Islanders	African-American	White/Caucasian	Hispanic	Other	Unknown
1	1	32	676	13	6	0

Ohio				
Source of Client Referrals				
Self	Court	Child Support	Other	Unknown
25	533	61	79	27
Outcomes				
No. of noncustodial parents whose parenting time with children increased as a result of services		271		
<p>Local Service Providers:</p> <ol style="list-style-type: none"> <p><u>Grampy's House</u> 1132 West Market Street Lima, OH 45805 Phone: (419) 222-2118</p> <p><u>Darke County Job & Family Services – Visitation House</u> 631 Wagner Avenue Greenville, OH 45331 Phone: (937) 548-3840</p> <p><u>Fayette County CSEA</u> 133 South Main Street Washington Court House, OH 43160 Phone: (740) 335-6750</p> <p><u>The Woodlands Family Connection Center</u> 55 East Main Street Newark, OH 43055 Phone: (740) 328-8659</p> <p><u>Children's Rights Council</u> 4069 West Sylvania Toledo, OH 43623 Phone: (419) 473-8955</p> <p><u>Our Home Family Resource Center</u> 117 West Fayette Street Celina, OH 45822 Phone: (419) 586-4663</p> <p><u>Muskingham County Domestic Relations Court</u> 22 North 5th Street Zanesville, OH 43701 Phone: (740) 455-7190</p> 				

Ohio

8. **Patchworks House**
3362 State Route 151
Tiffin, OH 44883
Phone: (419) 448-0080

9. **Washington County Visitation Mediation Project**
205 Putnam Street
Marietta, OH 45750
Phone: (740) 373-9324

Oklahoma

State Access Program Contact:

Jim Sielert

Oklahoma Department of Human Services

Child Support Enforcement Division

2409 North Kelley Street

Oklahoma City, OK 73125

Jim.sielert@okdhs.org

Annual Federal Grant Award: \$ 107,317

Minimum State Match: \$ 11,924

**Number of Minor Age Children in Single
(Biological) Parent Households: 139,490**

FY 2007 Program Stats:

Parents Served

Total Parents Served	Fathers	Mothers	Grandparent/ Legal Guardian	Children Involved
718	334	360	24	599

Services Provided

Mediation	Counseling	Parent Education	Supervised Visitation	Neutral Drop-off	Development of Parenting Plans
24	5	550	137	2	587

Marital Status

Married	Separated	Divorced	Unmarried	Unknown
221	37	145	291	0

Annual Income

Less than \$10,000	\$10,000 to \$19,000	\$20,000 to \$29,000	\$30,000 to \$39,000	\$40,000 & above	Unknown
292	201	134	50	40	1

Race/Ethnicity

Am Indian or Alaska Native	American Asian or Pacific Islanders	African-American	White/Caucasian	Hispanic	Other	Unknown
53	3	190	438	32	1	1

Oklahoma				
Source of Client Referrals				
Self	Court	Child Support	Other	Unknown
99	62	22	534	1
Outcomes				
No. of noncustodial parents whose parenting time with children increased as a result of services		235		
<p>Local Service Providers:</p> <ol style="list-style-type: none"> 1. <u>Committee of Concern, Inc.-Multi-County Youth Services</u> 600 Avant Avenue Clinton, OK 73601 Phone: (405) 323-3322 2. <u>Parents' Assistance Center</u> 415 Northwest 5th Street Oklahoma City, OK 73102 Phone: (405) 232-8226 3. <u>Family and Children Services</u> 650 South Peoria Tulsa, OK 74120 Phone: (918) 587-9471 4. <u>Youth and Family Resource Center</u> 326 West 11th Street Shawnee, OK 74801 Phone: (405) 275-3340 				

Oregon

State Access Program Contact:
Shawn Brenizer
Child Support Enforcement Division
494 State Street, Ste. 300
Salem, OR 97301
Shawn.Brenizer@doj.state.or.us

Annual Federal Grant Award: \$ 100,000
 Minimum State Match: \$ 11,111

Number of Minor Age Children in Single
 (Biological) Parent Households: 137,553

FY 2007 Program Stats:
 Parents Served

Total Parents Served	Fathers	Mothers	Grandparent/ Legal Guardian	Children Involved
244	117	119	8	187

Services Provided

Mediation	Counseling	Parent Education	Supervised Visitation	Neutral Drop-off	Development of Parenting Plans
0	5	133	187	64	0

Marital Status

Married	Separated	Divorced	Unmarried	Unknown
6	22	47	119	42

Annual Income

Less than \$10,000	\$10,000 to \$19,000	\$20,000 to \$29,000	\$30,000 to \$39,000	\$40,000 & Above	Unknown
90	62	39	21	29	3

Race/Ethnicity

Am Indian or Alaska Native	American Asian or Pacific Islanders	African-American	White/Caucasian	Hispanic	Other	Unknown
3	1	0	230	5	1	4

Oregon				
Source of Client Referrals				
Self	Court	Child Support	Other	Unknown
56	163	0	63	0
Outcomes				
No. of noncustodial parents whose parenting time with children increased as a result of services		187		
<p style="text-align: center;">Local Service Providers:</p> <ol style="list-style-type: none"> 1. <u>Central Oregon Battering and Rape Alliance</u> 1425 Northwest Kingston Avenue Portland, OR 97701 Phone: (541) 382-0227 2. <u>Family Friends/Family Sense Project</u> 322 NW "E" Street Grants Pass, OR 97526 Phone: (541) 476-0715 3. <u>State of Oregon – Division of Child Support</u> 494 State Street, Suite 300 Salem, OR 97301 Phone: (503) 986-6292 				

Pennsylvania

State Access Program Coordinator:

Jacqueline Berrier
PA Department of Public Welfare
Bureau of Child Support Enforcement
1303 North Seventh Street
Harrisburg, PA 17105-8018
jberrier@state.pa.us

Annual Federal Grant Amount: \$ 329,739
Minimum State Match: \$ 36,683

**Number of Minor Age Children in Single
 (Biological) Parent Households:** 428,594

FY 2007 State Program Stats:

Clients Served

Total No. of Parents Served	Fathers	Mothers	Grandparent/ Legal Guardian	Children Involved
832	382	392	58	1070

Services Provided

Mediation	Counseling	Parent Education	Supervised Visitation	Neutral Drop-off	Development of Parenting Plans
39	188	190	267	6	170

Marital Status

Married	Separated	Divorced	Unmarried	Unknown
41	138	147	494	0

Annual Income

Less than \$10,000	\$10,000 to \$19,000	\$20,000 to \$29,000	\$30,000 to \$39,000	\$40,000 & above	Unknown
380	200	113	59	55	25

Race/Ethnicity

Am Indian or Alaska Native	American Asian or Pacific Islanders	African-American	White/Caucasian	Hispanic	Other	Unknown
5	3	176	593	49	3	0

Pennsylvania				
Source of Client Referrals				
Self	Court	Child Support	Other	Unknown
33	496	107	197	0
Outcomes				
No. of noncustodial parents whose parenting time with children increased as a result of services		429		
<p style="text-align: center;">Local Service Providers:</p> <ol style="list-style-type: none"> 1. <u>Community Action Agency</u> 124 Armsdale Road, Suite 211 Kittanning, PA 16201 Phone: (724) 548-3408 2. <u>Catholic Charities</u> 2141 Downeyflake Lane Allentown, PA 18103 Phone: (610) 791-3888 3. <u>Family Pathways</u> 100 Brugh Avenue Butler, PA 16001 Phone: (724) 284-9440 4. <u>YMCA of Greater Harrisburg</u> 1101 Market Street Harrisburg, PA 17103 Phone: (717) 724-0516 5. <u>Erie Family Center</u> 913 Payne Avenue Erie, PA 16503 Phone: (814) 874-6990 6. <u>Scranton Area Family Center</u> 541 Wyoming Avenue Scranton, PA 18509 Phone: (570) 348-6493 				

Puerto Rico

State Access Program Coordinator:

Carmen Santos Leon

Administration for Child Support, ASUME

P.O. Box 70376

San Juan, PR 99036

csantos@asume.gobierno.pr

Annual Federal Grant Amount: \$100,000

Minimum State Match: \$ 11,111

**Number of Minor Age Children in Single
(Biological) Parent Households: 160,590**

**FY 2007 State Program Stats:
Clients Served**

Total No. of Parents Served	Fathers	Mothers	Grandparent/ Legal Guardian	Children Involved		
158	79	79	0	114		
Services Provided						
Mediation	Counseling	Parent Education	Supervised Visitation	Neutral Drop-off	Development of Parenting Plans	
8	79	0	61	18	79	
Marital Status						
Married	Separated	Divorced	Unmarried	Unknown		
6	66	86	0	0		
Annual Income						
Less than \$10,000	\$10,000 to \$19,000	\$20,000 to \$29,000	\$30,000 to \$39,000	\$40,000 & above	Unknown	
102	29	15	8	4	0	
Race/Ethnicity						
Am Indian or Alaska Native	American Asian or Pacific Islanders	African- American	White/ Caucasian	Hispanic	Other	Unknown
0	0	0	3	154	1	0

Puerto Rico			
Source of Client Referrals			
Self	Court	Child Support	Other
0	158	0	0
Outcomes			
No. of noncustodial parents whose parenting time with children increased as a result of services		158	
<p>Local Service Provider:</p> <p>1. <u>Proyecto Encuentro</u> Estacionamiento Joaquin Montesinos Bayamon, PR 00961 Phone: (787) 778-1820/778-1840</p>			

Rhode Island

State Access Program Coordinator:

Maureen Curran

Rhode Island Family Court

1 Dorrance Plaza, Room 285

Providence, RI 02903-3975

mcurran@courts.ri.gov

Annual Federal Grant Award: \$100,000

Minimum State Match: \$ 11,111

**Number of Minor Age Children in Single
(Biological) Parent Households: 39,162**

FY 2007 State Program Stats:

Clients Served

Total No. of Parents Served	Fathers	Mothers	Grandparent/ Legal Guardian	Children Involved
416	241	172	3	342

Services Provided

Mediation	Counseling	Parent Education	Supervised Visitation	Neutral Drop-off	Development of Parenting Plans
274	0	0	148	0	274

Marital Status

Married	Separated	Divorced	Unmarried	Unknown
9	13	77	317	0

Annual Income

Less than \$10,000	\$10,000 to \$19,000	\$20,000 to \$29,000	\$30,000 to \$39,000	\$40,000 & above	Unknown
110	71	108	82	45	0

Race/Ethnicity

Am Indian or Alaska Native	American Asian or Pacific Islanders	African- American	White/ Caucasian	Hispanic	Other	Unknown
2	2	50	275	77	10	0

Rhode Island				
Source of Client Referrals				
Self	Court	Child Support	Other	Unknown
0	416	0	0	0
Outcomes				
No. of noncustodial parents whose parenting time with children increased as a result of services		276		
<p>Statewide Service Provider:</p> <p>1. <u>Rhode Island Family Court</u> 1 Dorrance Plaza, Room 613 Providence, RI 02903 Phone: (401) 277-3097</p>				

South Carolina

State Access Program Coordinator:

Glenn Hastie
 SC Department of Social Services/CSE Division
 3150 Harden Street
 Columbia, SC 29203
ghastie@dss.state.sc.us

Annual Federal Grant Award: \$135,878
Minimum State Match: \$ 13,089

**Number of Minor Age Children in Single
 (Biological) Parent Households:** 176,614

**FY 2007 State Program Stats:
 Clients Served**

Total No. of Parents Served	Fathers	Mothers	Grandparent/ Legal Guardian	Children Involved
736	356	361	19	467

Services Provided

Mediation	Counseling	Parent Education	Supervised Visitation	Neutral Drop-off	Development of Parenting Plans
283	461	625	55	45	418

Marital Status

Married	Separated	Divorced	Unmarried	Unknown
61	57	16	602	0

Annual Income

Less than \$10,000	\$10,000 to \$19,000	\$20,000 to \$29,000	\$30,000 to \$39,000	\$40,000 & above	Unknown
219	345	129	33	10	0

Race/Ethnicity

Am Indian or Alaska Native	American Asian or Pacific Islanders	African- American	White/ Caucasian	Hispanic	Other	Unknown
0	4	532	159	39	2	0

South Carolina				
Source of Client Referrals				
Self	Court	Child Support	Other	Unknown
101	294	279	62	0
Outcomes				
No. of noncustodial parents whose parenting time with children increased as a result of services			244	
<p>Local Service Providers:</p> <ol style="list-style-type: none"> 1. <u>VIP Program, CSED-Columbia Region</u> 3150 Harden Street Columbia, SC 29203 Phone: (803) 898-9350 2. <u>VIP Program - Colleton County Department of Social Services</u> 215 South Lemacks Street Bernard Warshaw Complex Walterboro, SC 29488 Phone: (843) 549-1894 x 185 				

South Dakota

State Access Program Coordinator:

Shane Oliver

Department of Social Services/CSE

700 Governor's Drive

Pierre, SD 57501

Shane.Oliver@state.sd.us

Annual Federal Grant Award: \$100,000

Minimum State Match: \$ 11,111

**Number of Minor Age Children in Single
(Biological) Parent Households: 28,171**

FY 2007 State Program Stats:

Clients Served

Total No. of Parents Served	Fathers	Mothers	Grandparent/ Legal Guardian	Children Involved
789	383	347	59	822

Services Provided

Mediation	Counseling	Parent Education	Supervised Visitation	Neutral Drop-off	Development of Parenting Plans
3	0	0	630	523	50

Marital Status

Married	Separated	Divorced	Unmarried	Unknown
126	157	180	260	0

Annual Income

Less th an \$10,000	\$10,000 to \$19,000	\$20,000 to \$29,000	\$30,000 to \$39,000	\$40,000 & above	Unknown
192	215	248	81	46	7

Race/Ethnicity

Am Indian or Alaska Native	American Asian or Pacific Islanders	African- American	White/ Caucasian	Hispanic	Other	Unknown
95	8	24	589	42	10	21

South Dakota				
Source of Client Referrals				
Self	Court	Child Support	Other	Unknown
135	285	243	40	0
Outcomes				
No. of noncustodial parents whose parenting time with children increased as a result of services			476	
<p>Local Service Providers:</p> <ol style="list-style-type: none"> 1. <u>Working Against Violence, Inc. - Commonground</u> 527 Quincy Street Rapid City, SD 57701 Phone: (605) 348-7015 2. <u>Mitchell Area Safehouse – Family Visitation Center</u> 1809 North Wisconsin Street Mitchell, SD 57301 Phone: (605) 996-8880 3. <u>Kids Konnection</u> P.O. Box 41 Aberdeen, SD 57402 Phone: (605) 226-1212 4. <u>UJS 2nd Judicial Circuit Court – Visitation Enforcement Program</u> 425 North Dakota Avenue Sioux Falls, SD 57104 Phone: (605) 339-7668 5. <u>SD Network Against Family Violence</u> P.O. Box 90453 Sioux Falls, SD 57109 Phone: (605) 731-0041 6. <u>YWCA Family Violence Program - David Buchanan Visitation Center</u> 707 Dakota South Huron, SD 57350 Phone: (605) 352-4952 7. <u>Sioux Falls Family Visitation Center</u> 3928 South Western Avenue Sioux Falls, SD 57105 Phone: (605) 322-4095 				

South Dakota

- 8. Yankton Family Visitation Center
308 West 4th Street
Yankton, SD 57078
Phone: (605) 665-4811**

Tennessee

State Access Program Coordinator:
Bill Duffey
TN Department of Human Services
Child Support Division
12th Floor Citizens Plaza Building
400 Deaderick Street
Nashville, TN 37248
bill.duffey@state.tn.us

Annual Federal Grant Award: \$188,284
Minimum State Match: \$ 20,920

**Number of Minor Age Children in Single
(Biological) Parent Households:** 244,731

FY 2007 State Program Stats:
Clients Served

Total No. of Parents Served	Fathers	Mothers	Grandparent/ Legal Guardian	Children Involved
1821	429	1305	87	1836

Services Provided

Mediation	Counseling	Parent Education	Supervised Visitation	Neutral Drop-off	Development of Parenting Plans
180	58	0	3	2	913

Marital Status

Married	Separated	Divorced	Unmarried	Unknown
990	167	55	442	0

Annual Income

Less than \$10,000	\$10,000 to \$19,000	\$20,000 to \$29,000	\$30,000 to \$39,000	\$40,000 & above	Unknown
466	558	366	118	37	261

Race/Ethnicity

Am Indian or Alaska Native	American Asian or Pacific Islanders	African-American	White/Caucasian	Hispanic	Other	Unknown
1	4	1053	535	57	54	102

Tennessee				
Source of Client Referrals				
Self	Court	Child Support	Other	Unknown
171	462	20	867	0
Outcomes				
No. of noncustodial parents whose parenting time with children increased as a result of services		1164		
<p>Local Service Providers:</p> <ol style="list-style-type: none"> 1. <u>Community Legal Center</u> 910 Vance Avenue Memphis, TN 39128 Phone: (901) 543-3395 2. <u>Community Mediation Services</u> P.O. Box 4081 Oak Ridge, TN 37831 Phone: (865) 463-6888 3. <u>Legal Aid Society of Middle Tennessee</u> 120 Franklin Street Clarksville, TN 37040 Phone: (931) 552-6656 4. <u>Decatur County Juvenile Court</u> 126 Deerbrook Drive Scotts Hill, TN 38374 Phone: (731) 852-3235 5. <u>Oasis Center</u> 1221 16th Avenue South Nashville, TN 37212 Phone: (615) 327-4455 6. <u>Coalition Addressing Juvenile Issues</u> P.O. Box 1102 Jacksboro, TN 37757 Phone: (423) 562-6020 				

Tennessee

- 7. Southeast Tennessee Legal Services**
29 Patten Way
Chattanooga, TN 37402
Phone: (423) 756-0128

- 8. Family Justice Center**
2280 Metrocenter Boulevard, Suite 300
Nashville, TN 37228
Phone: (615) 782-6003

Texas

State Access Program Coordinator:

Anita Stuckey
Office of the Attorney General – Office of Family Initiatives
Child Support Division
5500 East Oltorf Street
Austin, TX 78741
anita.stuckey@cs.oag.tx.us

Annual Federal Grant Award: \$665,498
Minimum State Match: \$ 73,944

Number of Minor Age Children in Single (Biological) Parent Households: 865,013

FY 2007 State Program Stats:
Clients Served

Total No. of Parents Served	Fathers	Mothers	Grandparent/ Legal Guardian	Children Involved
23,995	11,453	12,295	247	31,767

Services Provided

Mediation	Counseling	Parent Education	Supervised Visitation	Neutral Drop-off	Development of Parenting Plans
837	429	52,087	1188	615	1177

Marital Status

Married	Separated	Divorced	Unmarried	Unknown
2027	119	165	2379	579

Annual Income

Less than \$10,000	\$10,000 to \$19,000	\$20,000 to \$29,000	\$30,000 to \$39,000	\$40,000 & above	Unknown
1421	1160	734	438	527	989

Race/Ethnicity

Am Indian or Alaska Native	American Asian or Pacific Islanders	African-American	White/ Caucasian	Hispanic	Other	Unknown
61	899	4980	8406	7404	226	2019

Texas				
Source of Client Referrals				
Self	Court	Child Support	Other	Unknown
720	2529	14,251	4958	0
Outcomes				
No. of noncustodial parents whose parenting time with children increased as a result of services		4668		
<p>Local Service Providers:</p> <ol style="list-style-type: none"> 1. <u>Bexar County Domestic Relations Office (ACCESS)</u> 100 Dolorosa, Suite B0-65 San Antonio, TX 78205 Phone: (210) 335-2809 2. <u>El Paso Domestic Relations Office</u> 500 East San Antonio Street, Room LL-108 El Paso, TX 79901 Phone: (915) 834-8200 3. <u>Family Services Center, Inc. (Safe Exchange)</u> 901 Avenue B Brownwood, TX 76801 Phone: (325) 646-5939 4. <u>Family Support Services of Amarillo (SAVE)</u> 1001 South Polk Amarillo, TX 79101 Phone: (806) 342-2511 5. <u>Legal Aid of North West Texas</u> 400 North Beach Street Fort Worth, TX 76111 Phone: (817) 649-4740 6. <u>New Day Services for Children and Families (FOCUS)</u> P.O. Box 471233 Fort Worth, TX 76147 Phone: (817) 926-9499 7. <u>Panhandle Crisis Center, Inc.</u> P.O. Box 502 Perryton, TX 79070 Phone: (806) 435-5376 				

Texas

8. **Family Court Services of Tarrant County (ACCESS)**
200 East Weatherford Street, 2nd Floor
Fort Worth, TX 76196
Phone: (817) 884-1925

9. **Travis County Domestic Relations Office**
Cooperative Parenting Program
2515 South Congress Avenue
Austin, TX 78704
Phone: (512) 854-7110

10. **Voices for Children, Inc., (Safe Harbour)**
115 North Main Street
Bryan, TX 77803
Phone: (979) 822-9700

11. **Project Unity (Safe Harbour)**
P.O. Box 2812
Bryan, TX 77805
Phone: (979) 822-9700

12. **Meet in the Middle**
242 North Magdalen
San Angelo, TX 76903
Phone: (325) 653-4218

13. **Houston-Galveston Institute**
3316 Mt. Vernon
Houston, TX 77006
Phone: (713) 526-8390

14. **Legal Aid of Northwest Texas**
Access & Visitation Hotline Project
2212 Arlington Downs Road
Arlington, TX 76011
Phone: (817) 649-4754

Utah

State Access Program Coordinator:

Amanda Singer
 Department of Human Services
 120 North 200 West, Room 319
 Salt Lake City, UT 84103
asinger@utah.gov

Annual Federal Grant Award: \$100,000

Minimum State Match: \$ 11,111

**Number of Minor Age Children in Single
 (Biological) Parent Households:** 62,465

**FY 2007 State Program Stats:
 Clients Served**

Total No. of Parents Served	Fathers	Mothers	Grandparent/ Legal Guardian	Children Involved
577	294	280	3	572

Services Provided

Mediation	Counseling	Parent Education	Supervised Visitation	Neutral Drop-off	Development of Parenting Plans
548	1	0	23	5	0

Marital Status

Married	Separated	Divorced	Unmarried	Unknown
0	26	418	132	1

Annual Income

Less than \$10,000	\$10,000 to \$19,000	\$20,000 to \$29,000	\$30,000 to \$39,000	\$40,000 & above	Unknown
77	88	71	44	62	235

Race/Ethnicity

Am Indian or Alaska Native	American Asian or Pacific Islanders	African-American	White/Caucasian	Hispanic	Other	Unknown
5	7	3	285	37	4	236

Utah				
Source of Client Referrals				
Self	Court	Child Support	Other	Unknown
30	547	0	0	0
Outcomes				
No. of noncustodial parents whose parenting time with children increased as a result of services		208		
<p>Local Service Providers:</p> <ol style="list-style-type: none"> 1. <u>The Co-Parenting Mediation Program</u> Administrative Office of the Courts 450 South State Street N31 Salt Lake City, UT 84114 Phone: (801) 238-7858 2. <u>Renaissance Child Visitation Services</u> 1399 South 700 East #15 Salt Lake City, UT 84105 Phone: (801) 487-5883 3. <u>Willwin Services</u> 969 Murray-Holladay Road Holladay, UT 84117 Phone: (801) 281-0846 4. <u>All-R-Kids Services</u> 120 East 4800 South Street Murray, UT 84107 (801) 747-2131 				

Vermont

State Access Program Coordinator:

Cassie Isabelle
 VT Department for Children and Families
 103 South Main Street
 Waterbury, VT 05671
cassiei@ahs.state.vt.us

Annual Federal Grant Award: \$100,000

Minimum State Match: \$ 11,111

**Number of Minor Age Children in Single
 (Biological) Parent Households: 23,449**

**FY 2007 State Program Stats:
 Clients Served**

Total No. of Parents Served	Fathers	Mothers	Grandparent/ Legal Guardian	Children Involved
562	241	246	75	330

Services Provided

Mediation	Counseling	Parent Education	Supervised Visitation	Neutral Drop-off	Development of Parenting Plans
2	0	338	426	114	297

Marital Status

Married	Separated	Divorced	Unmarried	Unknown
56	71	81	220	134

Annual Income

Less than \$10,000	\$10,000 to \$19,000	\$20,000 to \$29,000	\$30,000 to \$39,000	\$40,000 & above	Unknown
193	133	152	43	37	4

Race/Ethnicity

Am Indian or Alaska Native	American Asian or Pacific Islanders	African-American	White/Caucasian	Hispanic	Other	Unknown
17	4	20	497	15	4	5

Vermont				
Source of Client Referrals				
Self	Court	Child Support	Other	Unknown
133	301	20	119	0
Outcomes				
No. of noncustodial parents whose parenting time with children increased as a result of services		255		
<p style="text-align: center;">Local Service Providers:</p> <ol style="list-style-type: none"> 1. <u>Family Tree Access Center – St. Johnsbury</u> Access & Visitation - 501 1 Scale Avenue, Suite 62 Rutland, VT 05701 Phone: (802) 775-0068 2. <u>SCAP Lamoille Family Center</u> Access and Visitation – 502 480 Cady’s Falls Road Morrisville, VT 05661 Phone: (802) 888-5229 3. <u>Emerge Family Advocates</u> Access & Visitation - 503 2160 North Hartland Road White River Junction, VT 05001 Phone: (802) 296-7668 4. <u>SVP at WomenSafe</u> Access & Visitation - 504 P.O. Box 67 Middlebury, VT 05753 Phone: (802) 388-6783 5. <u>Kids Place, Inc.</u> Access & Visitation – 505 35 Ayres Brook Randolph, VT 05060 Phone: (802) 728-9506 6. <u>Family Time at PAVE</u> Access & Visitation - 507 626 Main Street Bennington, VT 05201 Phone: (802) 442-7007 				

Vermont

7. **Family Tree Access Center**
Access & Visitation - 508
1 Scale Avenue, Suite 62
Rutland, VT 05701
Phone: (800) 668-8272

8. **Parents and Children Together**
Access & Visitation - 509
P.O. Box 581
Brattleboro, VT 05301
Phone: (802) 258-4668

9. **Family Tree Access Center – Derby Line**
Access & Visitation - 510
1 Scale Avenue, Suite 62
Rutland, VT 05701
Phone: (802) 775-0068

10. **Children’s Hour at CVCAC**
Access & Visitation – 511
Brook Street School
45 Brook Street
Barre, VT 05641
Phone: (800) 846-9506

11. **All About Kids at Voices Against Violence**
Access & Visitation – 512
P.O. Box 72
St. Albans, VT 05478
Phone: (802) 524-8538

12. **Families Together @ Milton Family Community Center**
Access & Visitation – 513
23 Villemaire Lane
Milton, VT 05468
Phone: (802) 893-1457

Virginia

State Access Program Coordinator:

Bob Owen

VA Department of Social Services

Division of Child Support Enforcement

7 North 8th Street

Richmond, VA 23219

bob.owen@dss.virginia.gov

Annual Federal Grant Award: \$197,290

Minimum State Match: \$ 21,921

**Number of Minor Age Children in Single
(Biological) Parent Households: 256,437**

FY 2007 State Program Stats:

Clients Served

Total No. of Parents Served	Fathers	Mothers	Grandparent/ Legal Guardian	Children Involved
9608	4465	4565	578	6419

Services Provided

Mediation	Counseling	Parent Education	Supervised Visitation	Neutral Drop-off	Development of Parenting Plans
8948	178	0	151	88	7243

Marital Status

Married	Separated	Divorced	Unmarried	Unknown
62	2700	1711	4981	0

Annual Income

Less than \$10,000	\$10,000 to \$19,000	\$20,000 to \$29,000	\$30,000 to \$39,000	\$40,000 & above	Unknown
2358	2426	2360	1205	1126	133

Race/Ethnicity

Am Indian or Alaska Native	American Asian or Pacific Islanders	African-American	White/Caucasian	Hispanic	Other	Unknown
44	80	3363	5516	390	82	133

Virginia				
Source of Client Referrals				
Self	Court	Child Support	Other	Unknown
307	8992	0	176	133
Outcomes				
No. of noncustodial parents whose parenting time with children increased as a result of services		3695		
<p>Local Service Providers:</p> <ol style="list-style-type: none"> 1. <u>Arlington Public Schools</u> 2801 Clarendon Boulevard Arlington, VA 22201 Phone: (703) 228-7214 2. <u>Catholic Charities of Eastern Virginia, Inc.</u> 5361-A Virginia Beach Boulevard Virginia Beach, VA 23462 Phone: (757) 456-2366 3. <u>Community Mediation Center of Southeastern Virginia</u> 586 Virginian Drive Norfolk, VA 23505 Phone: (757) 480-2777 4. <u>Commonwealth Catholic Charities</u> 820 Campbell Avenue Roanoke, VA 24016 Phone: (540) 278-1650 5. <u>Peaceful Alternatives Community Mediation</u> P.O. Box 1169 Amherst, VA 24521 Phone: (434) 929-8227 6. <u>Supreme Court of Virginia-Department of Dispute Resolution</u> 100 North 9th Street Richmond, VA 23219 Phone: (804) 786-7455 				

Virgin Islands

State Access Program Coordinator:

Regina De Chabert

Department of Justice/Paternity & Child Support Division

8000 Nisky Center

2nd Floor, Suite 500

Charlotte Amalie

St. Thomas, VI 00802

rdechabert@pcsd.gov.vi

Annual Federal Grant Award: \$ 100,000

No State Match Required

**Number of Minor Age Children in Single
(Biological) Parent Households: 8202**

**FY 2007 State Program Stats:
Clients Served**

Total No. of Parents Served	Fathers	Mothers	Grandparent/ Legal Guardian	Children Involved
272	136	135	1	196

Services Provided

Mediation	Counseling	Parent Education	Supervised Visitation	Neutral Drop-off	Development of Parenting Plans
116	46	24	0	0	186

Marital Status

Married	Separated	Divorced	Unmarried	Unknown
13	9	22	228	0

Annual Income

Less than \$10,000	\$10,000 to \$19,000	\$20,000 to \$29,000	\$30,000 to \$39,000	\$40,000 & above	Unknown
27	58	105	72	10	0

Race/Ethnicity

Am Indian or Alaska Native	American Asian or Pacific Islanders	African-American	White/Caucasian	Hispanic	Other	Unknown
0	0	230	0	40	2	0

Virgin Islands				
Source of Client Referrals				
Self	Court	Child Support	Other	Unknown
93	116	22	41	0
Outcomes				
No. of noncustodial parents whose parenting time with children increased as a result of services		119		
<p style="text-align: center;">Local Service Providers:</p> <ol style="list-style-type: none"> 1. <u>Virgin Islands Department of Justice</u> DIAL-A-DAD Nisky Center 2nd floor, Suite 500 St. Thomas, VI 00802 Phone: (340)775-3070 2. <u>Virgin Islands Mediation Service</u> P.O. Box 448 St. Croix, VI 00822 Phone: (340) 692-3407 3. <u>The Virgin Islands Resource Center for the Disabled, Inc.</u> P.O. Box 308427 St. Thomas, VI 00803 Phone: (340) 777-2253 				

Washington

State Access Program Coordinator:

Kimberly Jenkins
Administrative Office of the Courts
25 Market Street
Olympia, WA 08625
Kimberly.Jenkins@judiciary.state.nj.us

Annual Federal Grant Award: \$ 175,753
Minimum State Match: \$ 19,528

**Number of Minor Age Children in Single
(Biological) Parent Households:** 228,443

FY 2007 State Program Stats:
Clients Served

Total No. of Parents Served	Fathers	Mothers	Grandparent/ Legal Guardian	Children Involved
3349	1440	1639	270	4011

Services Provided

Mediation	Counseling	Parent Education	Supervised Visitation	Neutral Drop-off	Development of Parenting Plans
502	264	1936	167	47	713

Marital Status

Married	Separated	Divorced	Unmarried	Unknown
1222	704	708	715	0

Annual Income

Less than \$10,000	\$10,000 to \$19,000	\$20,000 to \$29,000	\$30,000 to \$39,000	\$40,000 & above	Unknown
995	811	498	405	469	171

Race/Ethnicity

Am Indian or Alaska Native	American Asian or Pacific Islanders	African-American	White/Caucasian	Hispanic	Other	Unknown
169	58	154	2570	161	88	149

Washington				
Source of Client Referrals				
Self	Court	Child Support	Other	Unknown
1528	1017	75	729	0
Outcomes				
No. of noncustodial parents whose parenting time with children increased as a result of services		1061		
<p style="text-align: center;">Local Service Providers:</p> <ol style="list-style-type: none"> 1. <u>Clallam County Pro Bono Lawyer Family Court</u> 420 First Street Port Angeles, WA 98501 Phone: (360) 417-2607 2. <u>Dispute Resolution Center of Thurston County</u> P.O. Box 6184 Olympia, WA 98507 Phone: (360) 956-1155 3. <u>Divine Alternatives for Dads (DADS)</u> 5709 Rainier Avenue South Seattle, WA 98188 Phone: (206)722-3137 4. <u>Thurston County Clerk</u> 2000 Lakeridge Drive Southwest Olympia, WA 98502 Phone: (360) 786-5431 5. <u>City of Kent - Safe Havens Visitation</u> 220 4th Avenue, South Kent, WA 98032 Phone: (253) 856-5074 6. <u>Innovative Services Northwest</u> 10401 Southeast Fourth Plain Boulevard Suite 101 Vancouver, WA 98662 Phone: (360) 823-5154 7. <u>South Sound Family Services</u> 612 5th Avenue Southwest Olympia, WA 98501 Phone: (360) 490-6044 				

Washington

- 8. Whatcom Dispute Resolution Center (DRC)
13 Prospect Street
Bellingham, WA 98225
Phone: (360) 676-0122**

West Virginia

State Access Program Coordinator:

Nikki Tennis
Counsel for Children and Families
West Virginia Supreme Court of Appeals
1900 Kanawha Boulevard
Building One, Room E-100
Charleston, WV 25314
nikkitennis@courtswv.gov

Annual Federal Grant Award: \$ 100,000

Minimum State Match: \$ 11,111

**Number of Minor Age Children in Single
(Biological) Parent Households:** 57,935

**FY 2007 State Program Stats:
Clients Served**

Total No. of Parents Served	Fathers	Mothers	Grandparent/ Legal Guardian	Children Involved
651	291	327	33	549

Services Provided

Mediation	Counseling	Parent Education	Supervised Visitation	Neutral Drop-off	Development of Parenting Plans
0	4	43	473	160	235

Marital Status

Married	Separated	Divorced	Unmarried	Unknown
81	111	186	173	67

Annual Income

Less than \$10,000	\$10,000 to \$19,000	\$20,000 to \$29,000	\$30,000 to \$39,000	\$40,000 & above	Unknown
169	51	41	20	19	351

Race/Ethnicity

Am Indian or Alaska Native	American Asian or Pacific Islanders	African-American	White/Caucasian	Hispanic	Other	Unknown
3	1	28	560	5	0	21

West Virginia				
Source of Client Referrals				
Self	Court	Child Support	Other	Unknown
18	577	0	2	21
Outcomes				
No. of noncustodial parents whose parenting time with children increased as a result of services		181		
<p>Local Service Providers:</p> <ol style="list-style-type: none"> 1. <u>Family Refuge Center</u> P.O. Box 249 Lewisburg, WV 24901 Phone: (304) 645-6334 2. <u>Shenandoah Women's Center Inc.</u> 236 West Martin Street Martinsburg, WV 25401 Phone: (304) 263-8292 3. <u>YWCA Resolve Family Abuse Program</u> 1114 Quarrier Street Charleston, WV 25301 Phone: (304) 340-3554 4. <u>Family Visitation Center-Women's Resource Center</u> P.O. Box 1476 Beckley, WV 25802 Phone: (304) 255-2559 5. <u>YWCA Family Violence Prevention Program</u> 1100 Chapline Street Wheeling, WV 26003 Phone: (304) 232-2748 6. <u>Kid's First Program-The Family Crisis Intervention Program</u> 1100 Market Street Parkersburg, WV 26101 Phone: (304) 428-8721 				

Wisconsin

State Access Program Coordinator:

Mary Anne Snyder
Children's Trust Fund
110 East Main Street, Suite 614
Madison, WI 53703
maryanne.snyder@wisconsin.gov

Annual Federal Grant Award: \$ 152,300

Minimum State Match: \$ 16,922

**Number of Minor Age Children in Single
 (Biological) Parent Households: 197,959**

**FY 2007 State Program Stats:
 Clients Served**

Total No. of Parents Served	Fathers	Mothers	Grandparent/ Legal Guardian	Children Involved
311	148	157	6	298

Services Provided

Mediation	Counseling	Parent Education	Supervised Visitation	Neutral Drop-off	Development of Parenting Plans
0	0	262	116	112	18

Marital Status

Married	Separated	Divorced	Unmarried	Unknown
14	107	116	68	0

Annual Income

Less than \$10,000	\$10,000 to \$19,000	\$20,000 to \$29,000	\$30,000 to \$39,000	\$40,000 & above	Unknown
63	66	74	45	33	30

Race/Ethnicity

Am Indian or Alaska Native	American Asian or Pacific Islanders	African- American	White/ Caucasian	Hispanic	Other	Unknown
4	8	6	274	2	1	16

Wisconsin				
Source of Client Referrals				
Self	Court	Child Support	Other	Unknown
37	213	0	61	0
Outcomes				
No. of noncustodial parents whose parenting time with children increased as a result of services		117		
<p>Local Service Providers:</p> <ol style="list-style-type: none"> <p><u>Family Resources-Family Exchange</u> 122 N. 7th Street La Crosse, WI 54602 Phone: (608) 784-8125</p> <p><u>Lakeshore CAP, Inc.-Lakeshore Family Resources Access and Visitation</u> 540 North 8th Street Manitowoc, WI 54220 Phone: (920) 682-3737</p> <p><u>Family Support Center-Safe Exchange Program</u> 403 High Street Chippewa Falls, WI 54729 Phone: (715) 723-1138</p> <p><u>Children's Service Society of Wisconsin – Duane County Visitation Center</u> 2800 Royal Avenue, Suite #310 Madison, WI 53713 Phone: (608) 221-3511</p> <p><u>Children's Service Society of Wisconsin-Wausau Visitation Center</u> 705 South 24th Avenue, #400 Wausau, WI 54401 Phone: (715) 845-6747</p> 				

Wyoming

State Access Program Coordinator:
Jay Mullendore
Department of Family Services
Child Support Enforcement Unit
122 West 25th Street, Herschler Building
Cheyenne, WY 82002
jmulle1@state.wy.us

Annual Federal Grant Award: \$ 100,000
Minimum State Match: \$ 11,111

**Number of Minor Age Children in Single
 (Biological) Parent Households:** 15,732

FY 2007 State Program Stats:
Clients Served

Total No. of Parents Served	Fathers	Mothers	Grandparent/ Legal Guardian	Children Involved
558	238	281	39	519

Services Provided

Mediation	Counseling	Parent Education	Supervised Visitation	Neutral Drop-off	Development of Parenting Plans
20	53	0	368	123	455

Marital Status

Married	Separated	Divorced	Unmarried	Unknown
88	64	228	178	0

Annual Income

Less than \$10,000	\$10,000 to \$19,000	\$20,000 to \$29,000	\$30,000 to \$39,000	\$40,000 & above	Unknown
181	193	119	80	35	0

Race/Ethnicity

Am Indian or Alaska Native	American Asian or Pacific Islanders	African-American	White/Caucasian	Hispanic	Other	Unknown
4	2	460	268	14	0	0

Wyoming				
Source of Client Referrals				
Self	Court	Child Support	Other	Unknown
43	435	43	37	0
Outcomes				
No. of noncustodial parents whose parenting time with children increased as a result of services		398		
<p>Local Service Providers:</p> <ol style="list-style-type: none"> 1. <u>Child Advocacy Services of the Big Horns</u> 429 West Alger Street Sheridan, WY 82801 Phone: (307) 675-2272 2. <u>CASA for the 6th Judicial District</u> 300 South Carey Avenue Gillette, WY 82718 Phone: (307) 687-9440 3. <u>Crisis Intervention Services</u> 1220 13th Street Cody, WY 82414 Phone: (307) 587-3545 4. <u>Self Help Center, Inc.</u> 441 South Center Street, Suite 300 Casper, WY 82601 Phone: (307) 235-2814 5. <u>Sweetwater Family Resource Center</u> 351 Monroe Avenue #143 Green River, WY 82935 Phone: (307) 875-3791 6. <u>Safe Harbor: A Children's Justice Center</u> 1902 Thomes Avenue, Suite 219 Cheyenne, WY 82001 Phone: (307) 632-1708 				