

**SSP-MOE DATA REPORT - SECTION 4**  
**NUMBER OF FAMILIES BY STRATUM FOR STATES THAT REPORT DATA BASED**  
**ON A STRATIFIED SAMPLE**

1. Fips Code

--	--

2. Calendar Year and Quarter

Year	Quarter					
<table border="1" style="width: 100%; height: 20px;"> <tr> <td style="width: 25%; text-align: center;"> </td> <td style="width: 25%;"></td> <td style="width: 25%;"></td> <td style="width: 25%;"></td> </tr> </table>					<table border="1" style="width: 100%; height: 20px;"> <tr> <td style="width: 100%;"></td> </tr> </table>	
Y Y Y Y	Q					

**5. TOTAL NUMBER OF FAMILIES**

3. SSP-MOE  
Data Report  
Section  
Indicator

4. Stratum


A. FIRST MONTH

B. SECOND MONTH


C. THIRD MONTH

1.					
2.					
3.					
4.					
5.					
6.					




7.






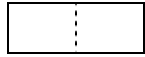
8.




9.



10.



11.



12.

