









SOUTH CAROLINA AGRICULTURE

2007 U.S. Ranking of South Carolina Commodities



<u>Rank:</u>	<u>Commodity:</u>
2 nd	Flue-Cured Tobacco
3 rd	All Tobacco
6 th	Peanuts
7 th	Cucumbers for Pickles
8 th	Peaches and Cantaloupe
8 th	Fresh Market Cucumbers and Sweetpotatoes
9 th	Turkeys Raised and Watermelon

COMMODITY 2007 Cash Receipts (Million Dollars)

	<i>Broilers</i>	<i>666</i>	
	<i>Greenhouse/Floriculture/Nursery</i>	<i>269</i>	
	<i>Turkeys</i>	<i>184</i>	
	<i>Cattle and Calves</i>	<i>127</i>	
	<i>Corn</i>	<i>104</i>	
	<i>Eggs</i>	<i>90.8</i>	
	<i>Soybeans</i>	<i>82.0</i>	
	<i>Cotton/Cottonseed</i>	<i>80.5</i>	
	<i>Tobacco</i>	<i>69.2</i>	
	<i>Milk Production</i>	<i>67.3</i>	
	<i>Other Crops (1)</i>	<i>181</i>	
	<i>Other Livestock (2)</i>	<i>107</i>	
	<i>State Total (3)</i>	<i>2,028</i>	

(1) Peanuts, hay, oats, wheat, vegetables, sweet potatoes, peaches, pecans, apples, other fruits and nuts, tea, minor seed crops, miscellaneous field crops, and forest products.

(2) Farm chickens, hogs, other poultry, sheep, and wool, goats and goats' milk, aquaculture, honey, and beeswax, horses, lambs, and miscellaneous.

(3) Sum of commodities may not add to State total due to rounding.