

Collaboration Across State Boundaries: Interstate Strategies of the TriState Regional Workforce Alliance

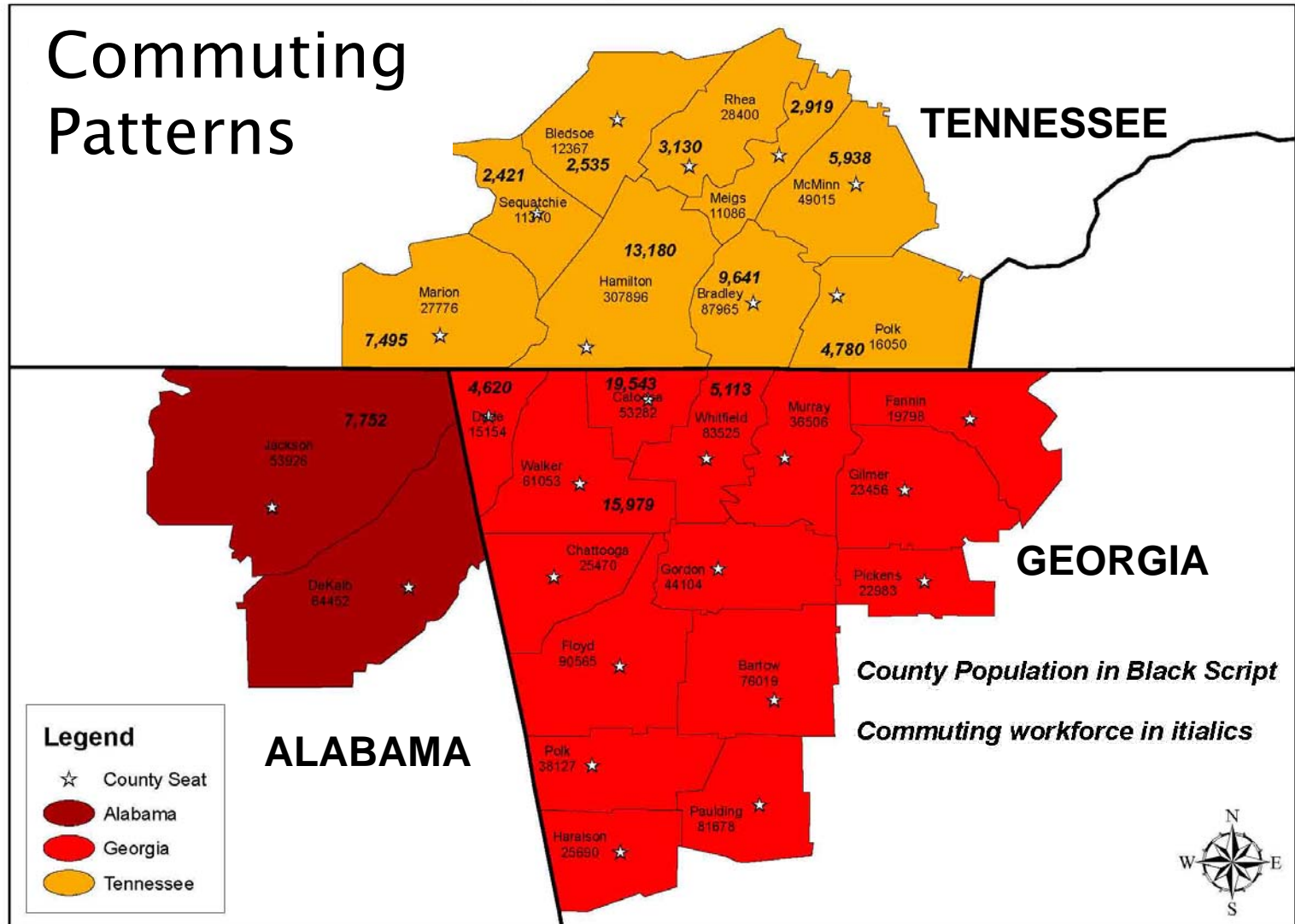
Presented by:

Phyllis Casavant, Ed.D.

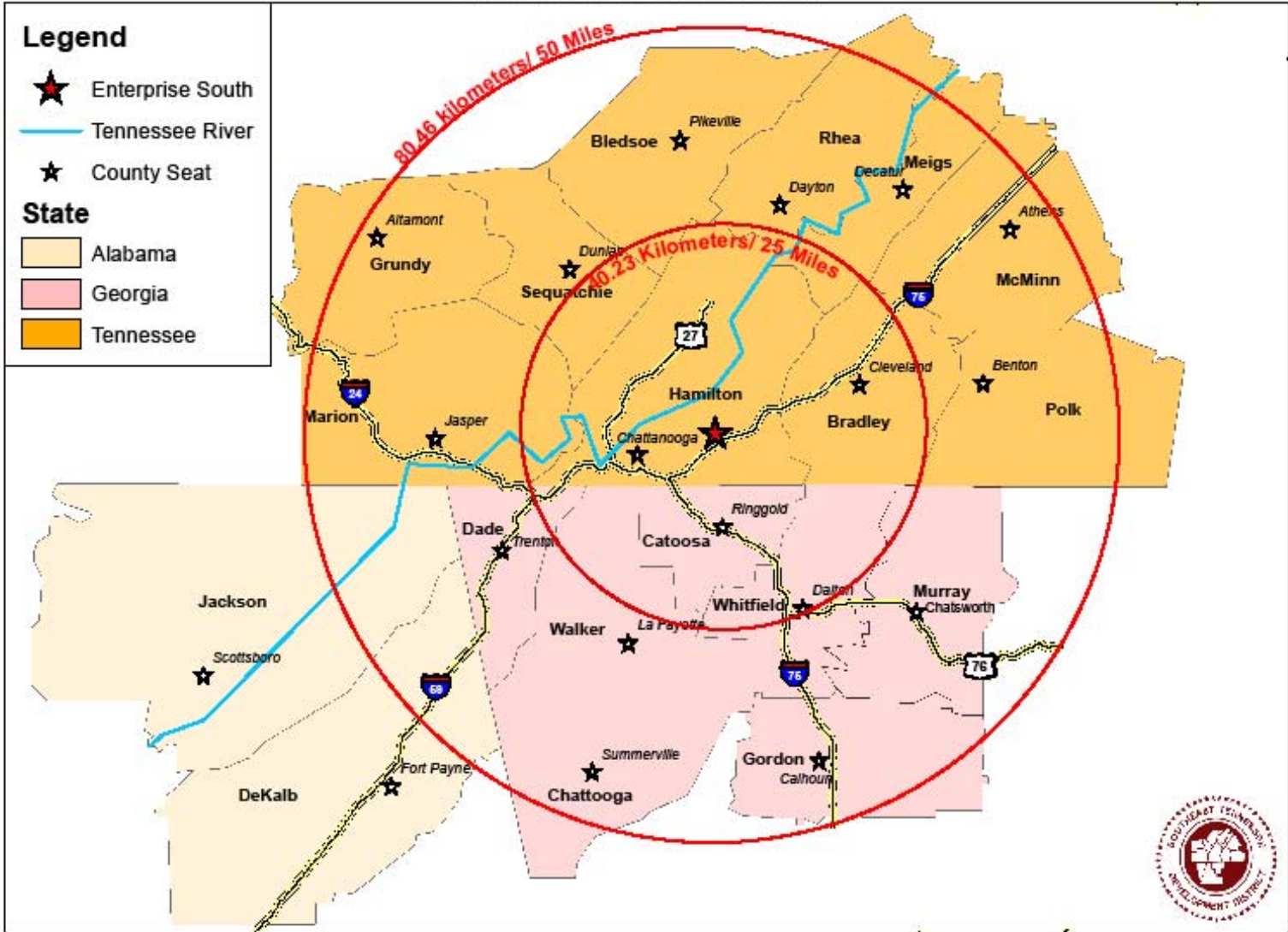
Director, Career & Workforce Development

Southeast Tennessee Development District

Think and Act Regionally

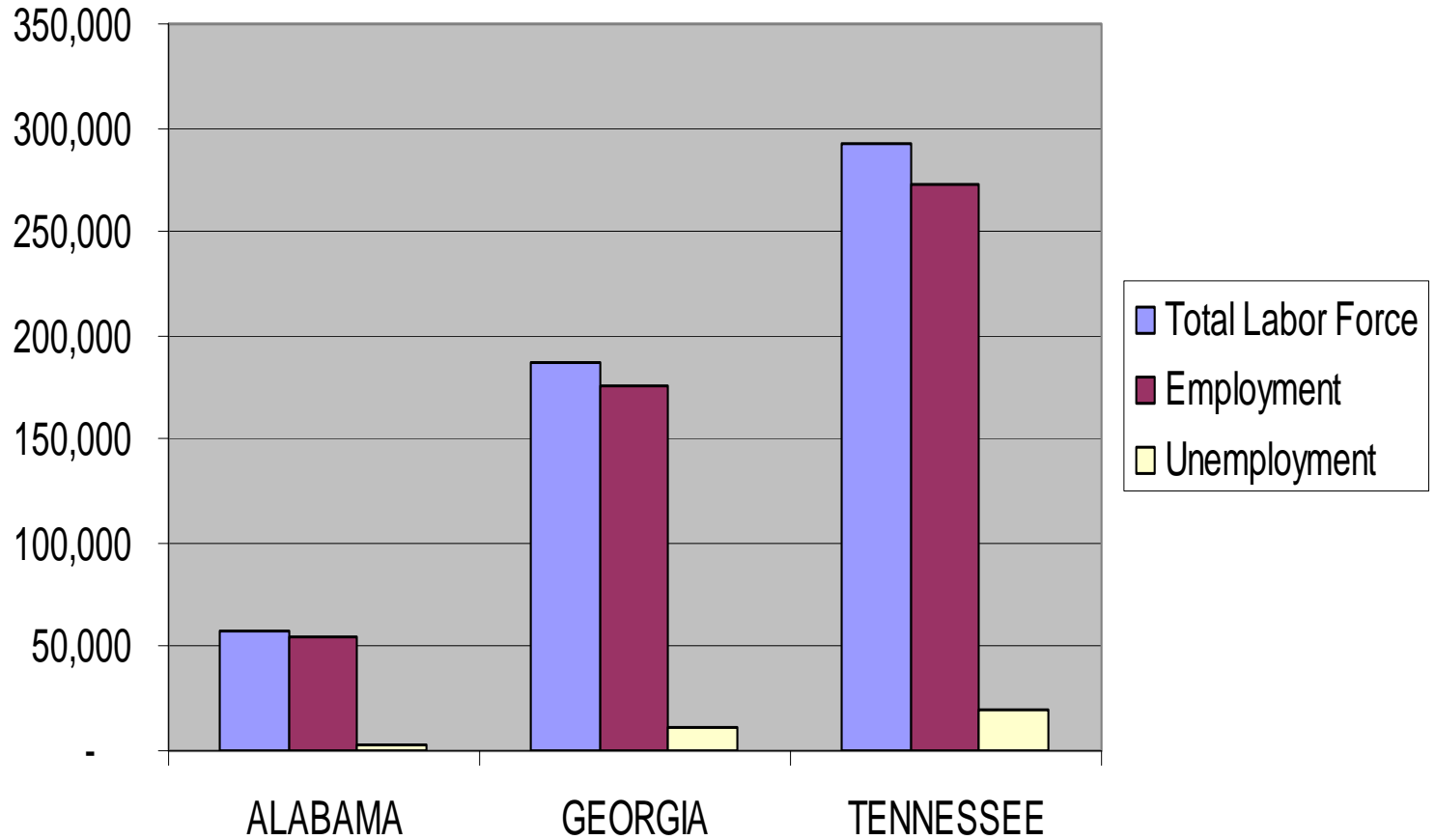


Tri-State Labor Shed

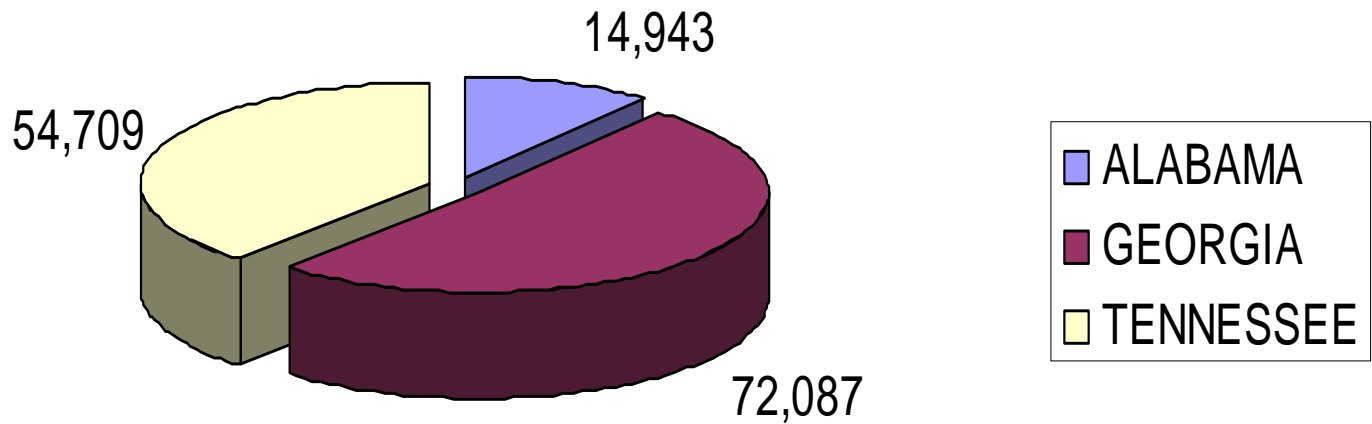


		August 2008				
	Total 2007	Total			Unemployment	Out
County	Population	Labor Force	Employment	Unemployment	Rate	Commuters
ALABAMA						
DeKalb	68,016	30,611	29,091	1,520	5.0%	7,191
Jackson	53,030	26,774	25,116	1,658	6.2%	7,752
Sub-Total	121,046	57,385	54,207	3,178	5.5%	14,943
GEORGIA						
Catoosa	62,241	37,156	35,352	1,804	4.9%	19,543
Chattooga	26,797	11,036	10,143	893	8.1%	10,482
Dade	16,098	8,933	8,459	474	5.3%	4,620
Gordon	52,044	27,116	25,121	1,995	7.4%	6,845
Murray	40,664	21,525	20,020	1,505	7.0%	9,505
Walker	64,884	34,611	32,850	1,761	5.1%	15,979
Whitfield	93,379	46,861	43,717	3,144	6.7%	5,113
Sub-Total	356,107	187,238	175,662	11,576	6.2%	72,087
TENNESSEE						
Bledsoe	13,048	4,950	4,550	400	8.1%	2,535
Bradley	95,443	47,430	44,330	3,100	6.5%	9,641
Grundy	14,275	6,020	5,490	520	8.6%	2,670
Hamilton	330,168	164,420	154,450	9,970	6.1%	13,180
Marion	28,138	13,380	12,360	1,020	7.6%	7,495
McMinn	52,131	24,760	22,660	2,100	8.5%	5,938
Meigs	11,657	4,940	4,530	410	8.3%	2,919
Polk	15,678	7,330	6,760	570	7.8%	4,780
Rhea	30,328	13,260	12,220	1,040	7.8%	3,130
Sequatchie	13,369	6,230	5,760	480	7.7%	2,421
Sub-Total	604,235	292,720	273,110	19,610	6.7%	54,709
GRAND TOTAL	1,081,388	537,343	502,979	34,364	6.4%	141,739
<i>Source: Labor Force & Unemployment Data from each State's Department of Labor (Preliminary August 08.)</i>						
<i>All other data from U.S. Census Bureau</i>						

Tri-State Labor Force



Tri-State Region Commuting Patterns Out-Commuters



Initial Meeting

- Convened by Southeast Industrial Development Association
- January 31, 2006
- Participants voted to organize without regard to political boundaries
- Four committees formed
 - Expanding Workforce Readiness through WorkKeys
 - Engaging Business & Industry and Elected Officials
 - Developing Database
 - Identifying Potential Funding Sources

Our partners



CareerDepot.org



CHATTANOOGA
AREA CHAMBER OF COMMERCE



Tri-State Regional Workforce Area

- 12 One-Stop Career Centers
- 3 Technical Colleges
- 3 Community Colleges
- 7 Four-Year Colleges and Universities



What have we accomplished?

CertificateKey database

Regional Workforce Summit

Technical assistance through DOL
National Business Learning Partnership
Transformation Forum

MOU between Workforce Boards

Support and name recognition

Building relationships for
further collaboration



What's Next?

- Establishing 501(c)3
- Applying for Regional Innovation Grant
- Finalizing RFP for Regional Strategic Skills Forecast

Strategic Skills Forecast

- Data driven approach to assess the region's
 - Assets
 - Capacity
 - Workforce
 - Training provider
 - Skills Gaps/Training Gaps
 - Emerging/Declining Industries

Volkswagen Impact

Job Creation

- 2,000 new jobs
- 9,000 spinoff jobs
- How to backfill with existing employers

Industrial Building Site Demand

- Inventory of existing sites

