



The Road to College and Beyond: Advanced Placement and Latino College Access

James Montoya

Vice President, Higher Education,
Relationship Development

www.collegeboard.org
www.nccas.org

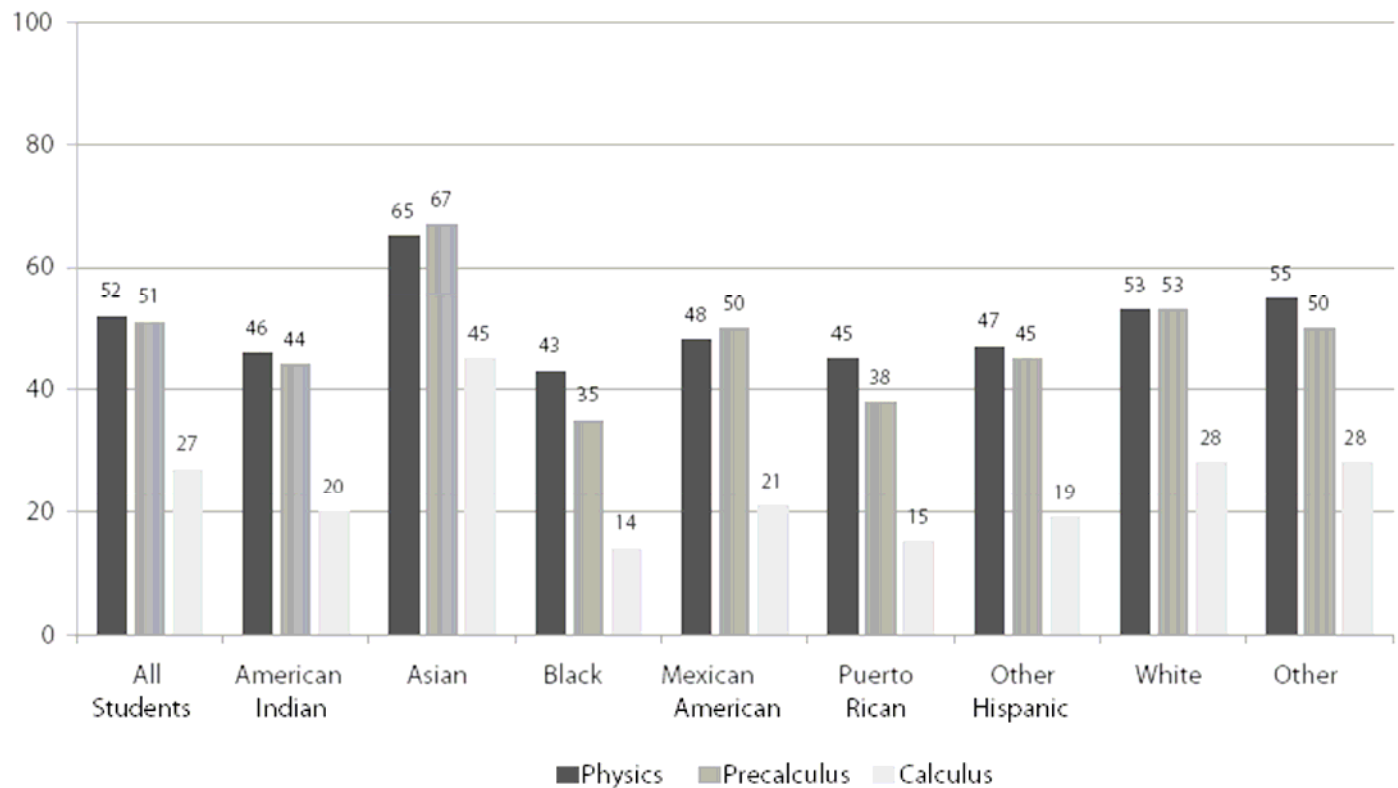
Prepárate

**The partnership between K-12 and higher education must be strong
in preparing students for success in college**

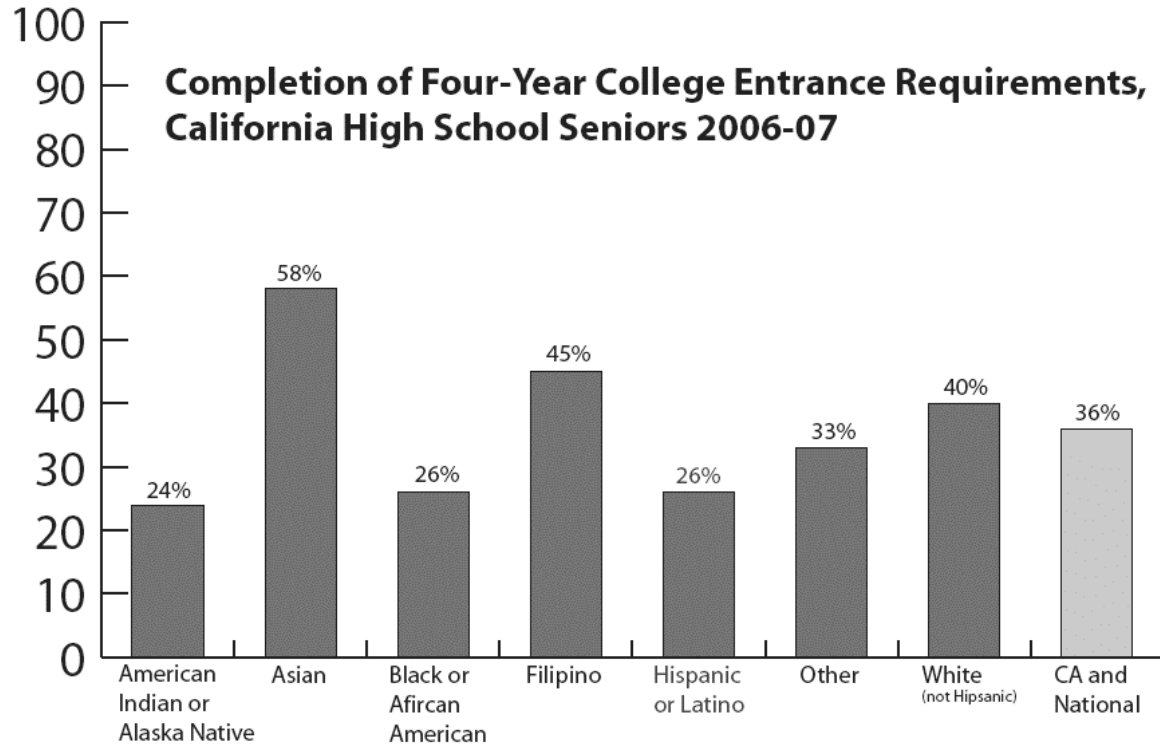


What do we know about Latino college preparation?

Percentage of 2008 College-Bound Seniors Taking Physics, Precalculus, and Calculus by Race/Ethnicity



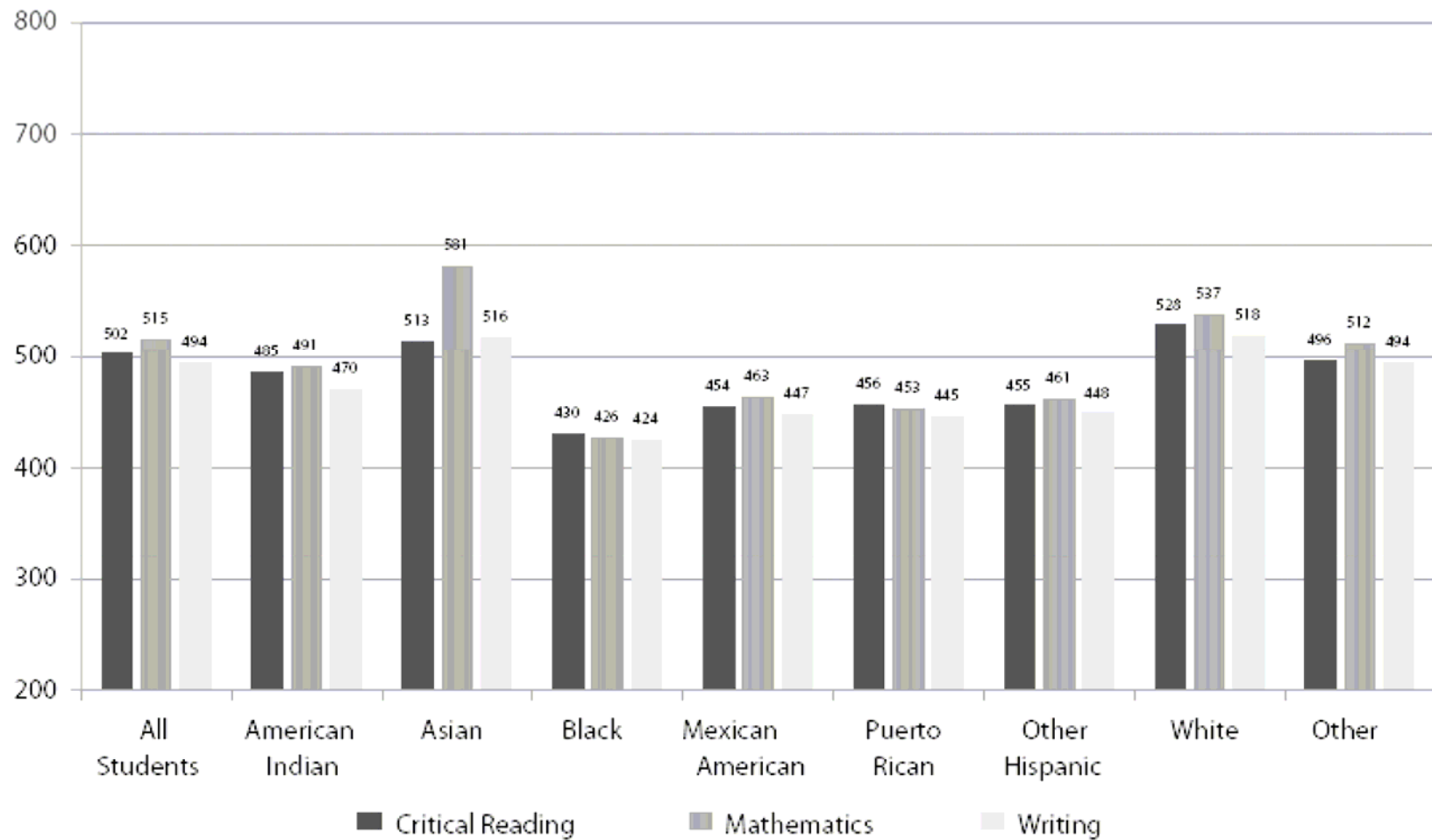
Gaps in College Readiness



Source: AVID and California Postsecondary Education Commission, Custom Data Reports Website, <http://222.cpec.ca.gov/OnLineData>, 2006

- Gaps in basic preparation start early
- Persist in college

Mean SAT Scores of 2008 College-Bound Seniors by Race/Ethnicity



College Readiness: Students are college ready when they have the knowledge, skills and behaviors to complete a college course of study successfully, without remediation.



**How can higher education access and
success become a reality for more
Latinos?**

Edinburg High School, TX

- **Recipient of College Board *Inspiration Award* 2008**
 - 2482 students--83% Latino
 - In 2006-07 532 Latino students took at least one AP exam for a total of 857 exams
 - 83% Free and Reduced Lunch
 - 94% Graduation Rate



AP as a Model for College Going and Success

- Promoting college-going culture
 - AP Curriculum
 - Dr. Antonia Pantoja Scholars Program at Florida State University
- Preparing students for college course work
 - Rigorous coursework in all subjects
 - Pushing advanced STEM courses

Florida Partnership

- Since 2000 the College Board has partnered with the State of Florida to close achievement gaps with a particular focus on African-American and Latino students
- In multiple years Florida has had large increases in Latino AP examinees
- Latino PSAT and SAT test takers is steadily rising



Closing Equity Gaps

- The gap between the percentage of Latino high schools students and those taking AP tests has been eliminated in 13 states, including Florida, and nationally

	% of Student Population	% of AP Examinees	Equity Gap Eliminated
Black	13.7%	6.9%	-
Latino	14.0%	14.0%	<input checked="" type="checkbox"/>
American Indian	1.1%	0.6%	-

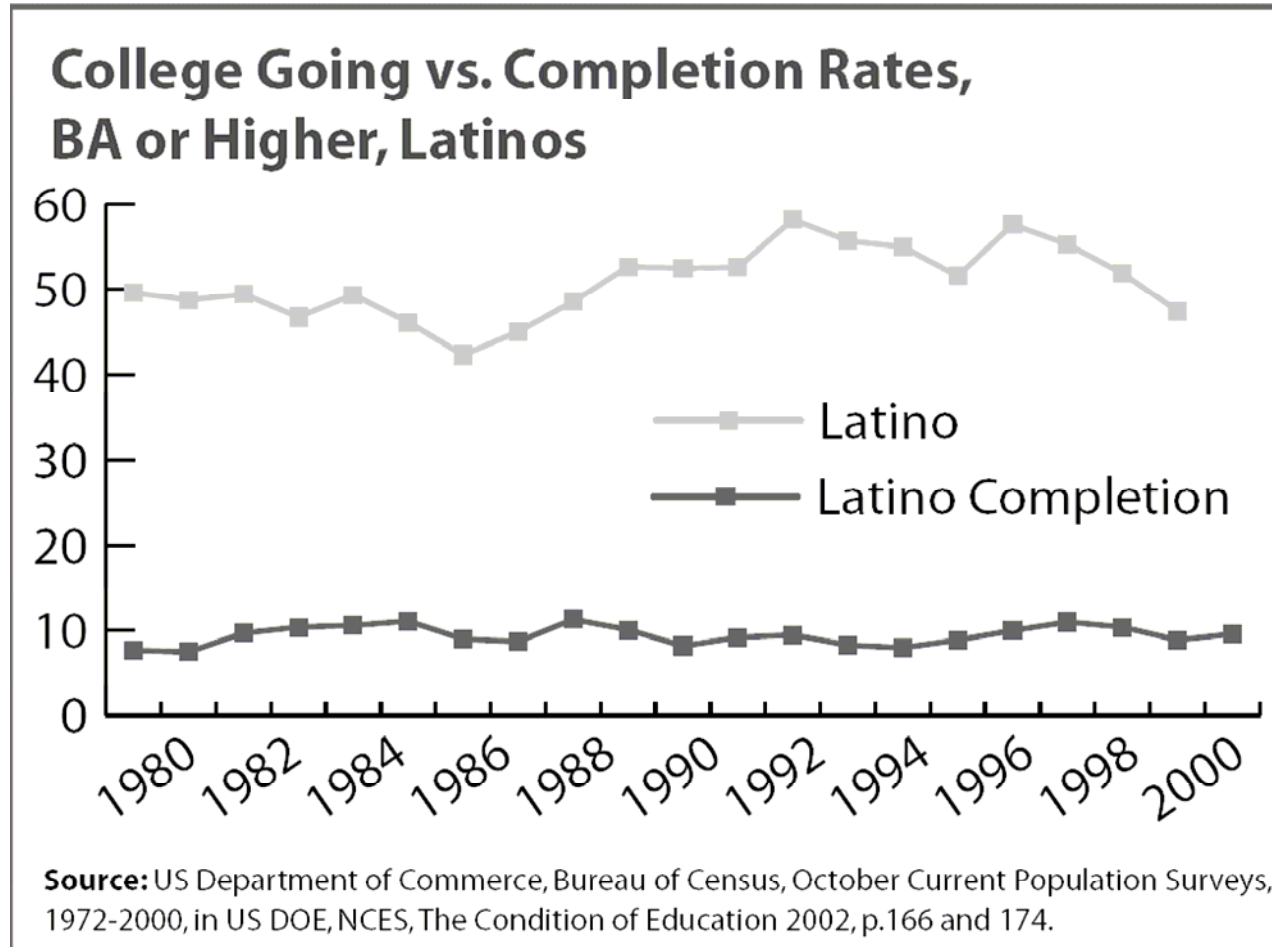
Impact of AP on Latinos in College

- In Texas, among all students the correlation between AP and college completion is strongest for Latinos
- Students who take AP classes, regardless of test score go on to graduate from college at rates higher than students who did not take AP course work
 - Dougherty et al., National Center for Education Accountability (2006)
- Students who earn a score of 3, 4, or 5 on AP exams have higher college GPA's
 - Keng and Dodd (2007)



**No hay que llegar primero,
sino saber llegar.**

College Going and Completion




More Latino College Going and Completion

	College Going	Completion Rates
1980	52.3%	7.7%
1990	42.7%	8.1%
2002	53.3%	8.9%
2003	58.6%	10.0%
2004	61.8%	10.9%
2005	54.0%	11.2%
2006	57.9%	9.5%
2007	-	11.6%

Source: US Department of Commerce, Bureau of Census, October Population Surveys, 1972-2007, in US DOE, NCES, The Condition of Education 2008, p. 140 and 145

- Completion rate for 25 to 29-year-olds with bachelor's degree





We Believe in You



Creemos en ti