




APPENDICES



APPENDIX A: Historical Funding Totals



Appropriations for Appalachian Regional Development Programs

(in thousands of dollars)

Fiscal Year	Appalachian Development Highway System Program	Area Development Program	Total
1965–66	\$200,000*	\$107,240	\$307,240
1967	100,000*	58,550	158,550
1968	70,000*	57,446	127,446
1969	100,000*	74,450	174,450
1970	175,000*	108,390	283,390
1971	175,000*	127,968	302,968
1972	175,000*	123,113	298,113
1973	205,000*	139,217	344,217
1974	155,000*	116,492	271,492
1975	160,000*	135,247	295,247
1976	162,200*	127,870	290,070
Transition Quarter	37,500*	12,995	50,495
1977	185,000*	119,925	304,925
1978	211,300*	114,483	325,783
1979	233,000*	147,920	380,920
1980	229,000*	130,605	359,605
1981	214,600*	87,892	302,492†
1982	100,000*	52,900	152,900
1983	115,133*	52,900	168,033
1984	109,400*	52,700	162,100
1985	100,000*	51,300	151,300
1986	78,980*	37,965	116,945‡
1987	74,961*	30,039	105,000
1988	63,967*	43,033	107,000
1989	69,169*	41,531	110,700
1990	105,090*	42,810	147,900‡
1991	126,374*	43,624	169,998‡
1992	142,899*	47,101	190,000
1993	129,255*	60,745	190,000
1994	152,327*	96,673	249,000
1995	179,766*	92,215	271,981†
1996	102,475*	67,514	169,989†
1997	99,669*	60,331	160,000
1998	102,500*	67,500	170,000
1999	391,390§	66,392	457,782†
2000	386,071§	66,149	452,220†
2001	389,617§	77,230	466,847†
2002	400,427§	71,282	471,709†
2003	446,645§	70,827	517,472†
2004	484,830§	65,611	550,441†
2005	385,374§	65,472	450,846†
2006	395,296§	64,817	460,113†
2007	423,820§	64,858	488,678
Total	\$8,343,035	\$3,343,322	\$11,686,357

* Highway funds are net appropriations after transfers to area development for access roads.

† After rescission of an appropriation.

‡ After sequestration of an appropriation.

§ Obligation ceiling; Appalachian Development Highway System funds from the Highway Trust Fund apportioned by ARC formula to the Appalachian states.

Appalachian Development Highway System Authorizations

(in millions of dollars)

Legislation	Period Covered	Amount of Authorization	
		Added	Cumulative
1965 Appalachian Regional Development Act (ARDA)	through 1971	\$840.0	\$840.0
1967 ARDA Amendments	through 1971	175.0	1,015.0
1969 ARDA Amendments	through 1973	150.0	1,165.0
1971 ARDA Amendments	through 1978	925.0	2,090.0
1975 ARDA Amendments	through 1981	840.0	2,930.0
1980 ARDA Amendments	through 1982	260.0	3,190.0
1982 Reconciliation Act	through 1982	-50.0	3,140.0
1983 ARDA Appropriation Act	through 1983	115.1	3,255.1
1984 ARDA Appropriation Act	through 1984	109.4	3,364.5
1985 ARDA Appropriation Act	through 1985	100.0	3,464.5
1986 ARDA Appropriation Act	through 1986	79.0	3,543.5
1987 ARDA Appropriation Act	through 1987	75.0	3,618.5
1988 ARDA Appropriation Act	through 1988	64.0	3,682.4
1989 ARDA Appropriation Act	through 1989	69.2	3,751.6
1990 ARDA Appropriation Act	through 1990	105.1	3,856.7
1991 ARDA Appropriation Act	through 1991	126.4	3,983.1
1992 ARDA Appropriation Act	through 1992	142.9	4,126.0
1993 ARDA Appropriation Act	through 1993	129.3	4,255.3
1994 ARDA Appropriation Act	through 1994	160.0	4,415.4
1995 ARDA Appropriation Act	through 1995	189.3	4,604.7
1996 ARDA Appropriation Act	through 1996	109.0	4,713.7
1997 ARDA Appropriation Act	through 1997	99.7	4,813.4
1998 ARDA Appropriation Act	through 1998	102.5	4,915.9
Transportation Equity Act for the 21st Century*	through 2003	2,250.0	7,165.9
Surface Transportation Extension Acts of 2004*	through 2004	512.5	7,678.4
Safe, Accountable, Flexible, Efficient Transportation Equity Act: A Legacy for Users*	through 2009	2,350.0	10,028.4
Expired authorization (through 1982)			\$-252.4
Cumulative authorization through 2009			\$9,776.0

Note: Totals may not add because of rounding.

* Appalachian Development Highway System funds from the Highway Trust Fund apportioned by ARC formula to the Appalachian states.

Cumulative Funding by State through Fiscal Year 2007


(in millions of dollars)

State	ARC Nonhighway Funds	ARC Highway Funds*	TEA-21/ SAFETEA-LU Highway Funds*†
Alabama	\$276.9	\$366.1	\$366.6
Georgia	199.0	144.2	9.4
Kentucky	359.7	619.0	282.9
Maryland	117.3	161.3	23.4
Mississippi	186.2	195.4	43.4
New York	171.9	325.4	117.1
North Carolina	216.2	219.6	140.6
Ohio	226.5	178.6	162.8
Pennsylvania	423.3	673.5	921.5
South Carolina	191.3	39.7	19.2
Tennessee	282.6	457.0	153.3
Virginia	179.6	170.7	48.6
West Virginia	347.4	1,033.0	576.2
Commission Discretionary	205.9	n/a	n/a

* Includes funding for Appalachian Development Highway System and local access roads.

† Appalachian Development Highway System funds from the Highway Trust Fund apportioned by ARC formula to the Appalachian states.

APPENDIX B: Nonhighway Project Funding



APPALACHIAN REGIONAL COMMISSION

Nonhighway Projects Approved Fiscal Year 2007

(in thousands of dollars)

	No. of Grants	ARC Funds	Other Federal Funds	State and Local Funds	Total Funds
Business Development	130	\$19,702.4	\$11,620.0	\$68,786.3	\$100,108.8
Child Development	4	416.0	0.0	666.1	1,082.1
Community Development	56	18,930.8	15,686.5	61,417.4	96,034.8
Education and Job Training	58	6,781.8	762.2	8,299.4	15,843.4
Environment and Natural Resources	8	754.7	2,287.0	1,914.9	4,956.6
Health	28	5,068.8	676.1	13,593.8	19,338.7
Housing	6	500.0	8,376.0	2,407.1	11,283.1
Leadership and Civic Capacity	20	1,569.9	0.0	681.9	2,251.7
Local Development District					
Planning and Administration	142	6,172.6	0.0	5,369.5	11,542.0
Research and Technical Assistance	25	3,671.3	0.0	3,274.8	6,946.0
Total	477	\$63,568.3	\$39,407.8	\$166,411.3	\$269,387.3

Notes: Totals may not add because of rounding. Table does not include access road projects funded through the Highway Trust Fund.

Cumulative Nonhighway Projects Approved through Fiscal Year 2007

(in millions of dollars)

	No. of Grants	ARC Funds	Other Federal Funds	State and Local Funds	Total Funds
Business Development	2,544	\$364.9	\$155.6	\$642.3	\$1,162.7
Child Development	2,073	206.8	131.0	118.2	455.9
Community Development	5,073	1,131.3	1,624.1	2,289.9	5,045.3
Education and Job Training	4,421	678.0	197.9	873.0	1,748.9
Environment and Natural Resources	424	108.6	9.7	36.7	154.9
Health	3,945	489.3	243.5	727.6	1,460.4
Housing	1,189	77.8	290.4	259.9	628.1
Leadership and Civic Capacity	599	35.1	1.0	20.6	56.6
Local Development District					
Planning and Administration	3,304	190.8	41.6	158.6	391.1
Research and Technical Assistance	1,345	101.3	1.3	71.3	173.9
Total	24,917	\$3,383.8	\$2,696.0	\$5,198.0	\$11,277.8

Notes: Totals may not add because of rounding. Table does not include access road projects funded through the Highway Trust Fund.

ALABAMA

Nonhighway Projects Approved Fiscal Year 2007

(in thousands of dollars)

	No. of Grants	ARC Funds	Other Federal Funds	State and Local Funds	Total Funds
Business Development	11	\$2,103.5	\$1,276.3	\$4,702.3	\$8,082.1
Child Development	2	159.7	0.0	355.8	515.5
Community Development	6	977.0	0.0	977.7	1,954.8
Education and Job Training	8	842.2	0.0	832.1	1,674.3
Environment and Natural Resources	1	112.5	0.0	112.5	225.0
Health	2	355.0	0.0	460.7	815.7
Leadership and Civic Capacity	3	216.1	0.0	110.3	326.4
Local Development District					
Planning and Administration	16	538.2	0.0	428.2	966.4
Research and Technical Assistance	1	149.0	0.0	149.0	298.1
Total	50	\$5,453.3	\$1,276.3	\$8,128.6	\$14,858.2

Notes: Totals may not add because of rounding. Table does not include access road projects funded through the Highway Trust Fund.

Cumulative Nonhighway Projects Approved through Fiscal Year 2007

(in thousands of dollars)

	No. of Grants	ARC Funds	Other Federal Funds	State and Local Funds	Total Funds
Business Development	142	\$18,741.6	\$13,691.5	\$38,778.3	\$71,211.3
Child Development	156	13,929.1	13,592.0	8,881.0	36,402.1
Community Development	455	88,547.7	113,861.8	168,449.6	370,859.1
Education and Job Training	312	75,631.0	22,212.2	78,984.9	176,828.0
Environment and Natural Resources	7	2,630.1	0.0	245.0	2,875.1
Health	401	49,630.4	21,071.9	50,848.8	121,551.1
Housing	16	1,419.8	350.0	127.0	1,896.9
Leadership and Civic Capacity	39	2,380.6	6.3	1,345.4	3,732.3
Local Development District					
Planning and Administration	341	17,834.1	2,122.8	11,338.8	31,295.7
Research and Technical Assistance	74	6,185.1	25.0	4,472.0	10,682.1
Total	1,943	\$276,929.5	\$186,933.5	\$363,470.8	\$827,333.8

Notes: Totals may not add because of rounding. Table does not include access road projects funded through the Highway Trust Fund.

GEORGIA

Nonhighway Projects Approved Fiscal Year 2007

(in thousands of dollars)

	No. of Grants	ARC Funds	Other Federal Funds	State and Local Funds	Total Funds
Business Development	12	\$2,621.8	\$1,000.0	\$6,759.8	\$10,381.5
Community Development	1	100.0	0.0	100.0	200.0
Education and Job Training	1	39.4	0.0	39.6	79.0
Health	1	38.0	0.0	38.0	76.0
Local Development District					
Planning and Administration	11	402.0	0.0	402.0	804.0
Research and Technical Assistance	1	122.8	0.0	122.8	245.6
Total	27	\$3,324.0	\$1,000.0	\$7,462.1	\$11,786.1

Notes: Totals may not add because of rounding. Table does not include access road projects funded through the Highway Trust Fund.

Cumulative Nonhighway Projects Approved through Fiscal Year 2007

(in thousands of dollars)

	No. of Grants	ARC Funds	Other Federal Funds	State and Local Funds	Total Funds
Business Development	114	\$20,544.0	\$5,979.2	\$36,198.5	\$62,721.7
Child Development	305	20,890.5	16,591.6	9,470.6	46,952.7
Community Development	302	55,104.4	72,732.0	136,915.5	264,751.9
Education and Job Training	279	41,307.1	6,017.0	31,424.9	78,749.0
Environment and Natural Resources	3	875.5	0.0	124.0	999.5
Health	317	35,400.6	12,251.3	30,642.6	78,294.5
Housing	81	5,063.6	15,357.7	33,666.5	54,087.8
Leadership and Civic Capacity	13	581.2	0.0	362.1	943.3
Local Development District					
Planning and Administration	274	13,548.6	3,833.3	11,829.3	29,211.2
Research and Technical Assistance	43	5,634.8	0.0	4,511.3	10,146.0
Total	1,731	\$198,950.3	\$132,762.1	\$295,145.2	\$626,857.6

Notes: Totals may not add because of rounding. Table does not include access road projects funded through the Highway Trust Fund.

KENTUCKY

Nonhighway Projects Approved Fiscal Year 2007

(in thousands of dollars)

	No. of Grants	ARC Funds	Other Federal Funds	State and Local Funds	Total Funds
Business Development	5	\$996.0	\$1,304.2	\$4,941.2	\$7,241.4
Community Development	9	3,840.0	4,407.3	12,638.6	20,885.9
Education and Job Training	5	980.3	750.0	1,367.7	3,098.0
Health	9	2,480.6	283.6	8,978.7	11,742.8
Housing	6	500.0	8,376.0	2,407.1	11,283.1
Leadership and Civic Capacity	3	344.0	0.0	88.7	432.7
Local Development District					
Planning and Administration	17	639.0	0.0	639.5	1,278.5
Research and Technical Assistance	1	80.7	0.0	80.7	161.4
Total	55	\$9,860.5	\$15,121.0	\$31,142.1	\$56,123.7

Notes: Totals may not add because of rounding. Table does not include access road projects funded through the Highway Trust Fund.

Cumulative Nonhighway Projects Approved through Fiscal Year 2007

(in thousands of dollars)

	No. of Grants	ARC Funds	Other Federal Funds	State and Local Funds	Total Funds
Business Development	132	\$19,904.1	\$15,052.9	\$49,318.6	\$84,275.5
Child Development	32	9,730.7	13,201.2	3,044.9	25,976.8
Community Development	565	143,880.2	213,935.3	375,881.7	733,697.1
Education and Job Training	337	56,415.5	10,469.2	44,245.7	111,130.5
Environment and Natural Resources	30	3,012.4	1,148.5	1,123.4	5,284.3
Health	377	67,054.7	21,672.8	81,826.4	170,554.0
Housing	302	26,347.3	114,954.9	125,150.2	266,452.4
Leadership and Civic Capacity	49	4,634.8	2.4	1,850.2	6,487.4
Local Development District					
Planning and Administration	442	22,690.7	223.4	15,769.2	38,683.4
Research and Technical Assistance	64	6,075.1	40.0	5,087.9	11,203.0
Total	2,330	\$359,745.6	\$390,700.7	\$703,298.1	\$1,453,744.4

Notes: Totals may not add because of rounding. Table does not include access road projects funded through the Highway Trust Fund.

MARYLAND

Nonhighway Projects Approved Fiscal Year 2007

(in thousands of dollars)

	No. of Grants	ARC Funds	Other Federal Funds	State and Local Funds	Total Funds
Business Development	4	\$201.5	\$0.0	\$208.2	\$409.7
Community Development	3	555.0	0.0	3,840.0	4,395.0
Education and Job Training	6	397.1	0.0	820.7	1,217.8
Leadership and Civic Capacity	1	10.0	0.0	10.0	20.0
Local Development District					
Planning and Administration	2	128.0	0.0	128.0	256.0
Research and Technical Assistance	3	438.0	0.0	679.0	1,117.0
Total	19	\$1,729.6	\$0.0	\$5,685.8	\$7,415.4

Notes: Totals may not add because of rounding. Table does not include access road projects funded through the Highway Trust Fund.

Cumulative Nonhighway Projects Approved through Fiscal Year 2007

(in thousands of dollars)

	No. of Grants	ARC Funds	Other Federal Funds	State and Local Funds	Total Funds
Business Development	85	\$14,266.4	\$5,676.7	\$30,427.4	\$50,370.5
Child Development	12	5,131.7	3,259.6	2,287.9	10,679.2
Community Development	164	38,909.3	57,487.9	72,924.7	169,321.9
Education and Job Training	302	21,875.7	2,227.4	18,480.5	42,583.6
Environment and Natural Resources	14	3,499.7	2,674.4	2,378.2	8,552.3
Health	174	17,328.4	2,073.4	17,105.9	36,507.6
Housing	108	7,537.1	13,479.6	36,673.2	57,689.9
Leadership and Civic Capacity	7	197.5	0.0	80.6	278.1
Local Development District					
Planning and Administration	56	4,331.2	725.7	3,786.8	8,843.7
Research and Technical Assistance	42	4,267.3	98.0	4,279.7	8,645.0
Total	964	\$117,344.2	\$87,702.7	\$188,425.1	\$393,471.9

Notes: Totals may not add because of rounding. Table does not include access road projects funded through the Highway Trust Fund.

MISSISSIPPI

Nonhighway Projects Approved Fiscal Year 2007

(in thousands of dollars)

	No. of Grants	ARC Funds	Other Federal Funds	State and Local Funds	Total Funds
Business Development	8	\$3,011.8	\$2,750.0	\$17,563.5	\$23,325.2
Community Development	7	1,263.1	1,406.0	2,257.7	4,926.8
Education and Job Training	2	133.5	3.5	130.0	267.0
Health	2	607.9	0.0	1,208.1	1,816.0
Local Development District					
Planning and Administration	12	339.3	0.0	113.1	452.4
Research and Technical Assistance	1	307.5	0.0	284.6	592.1
Total	32	\$5,663.2	\$4,159.5	\$21,556.9	\$31,379.6

Notes: Totals may not add because of rounding. Table does not include access road projects funded through the Highway Trust Fund.

Cumulative Nonhighway Projects Approved through Fiscal Year 2007

(in thousands of dollars)

	No. of Grants	ARC Funds	Other Federal Funds	State and Local Funds	Total Funds
Business Development	117	\$22,415.6	\$10,295.8	\$62,504.0	\$95,215.4
Child Development	159	10,796.8	6,828.9	6,198.9	23,824.6
Community Development	428	66,621.1	54,592.3	112,605.4	233,818.8
Education and Job Training	258	43,022.8	9,524.5	22,645.7	75,193.0
Environment and Natural Resources	12	2,260.5	0.0	959.3	3,219.8
Health	181	20,235.1	5,422.5	15,915.5	41,573.0
Housing	45	1,634.9	6,659.9	745.8	9,040.6
Leadership and Civic Capacity	20	3,258.8	0.0	1,704.6	4,963.3
Local Development District					
Planning and Administration	201	9,734.1	2,557.5	6,819.4	19,111.1
Research and Technical Assistance	46	6,185.0	280.0	4,711.9	11,176.9
Total	1,467	\$186,164.7	\$96,161.4	\$234,810.5	\$517,136.6

Notes: Totals may not add because of rounding. Table does not include access road projects funded through the Highway Trust Fund.

NEW YORK

Nonhighway Projects Approved Fiscal Year 2007

(in thousands of dollars)

	No. of Grants	ARC Funds	Other Federal Funds	State and Local Funds	Total Funds
Business Development	5	\$480.0	\$0.0	\$863.0	\$1,343.0
Child Development	1	76.3	0.0	76.3	152.6
Community Development	2	300.0	1,500.0	12,424.2	14,224.2
Education and Job Training	6	645.0	0.0	944.5	1,589.5
Health	1	150.0	0.0	998.5	1,148.5
Leadership and Civic Capacity	1	17.5	0.0	17.5	35.0
Local Development District					
Planning and Administration	6	752.0	0.0	752.0	1,504.0
Research and Technical Assistance	2	205.1	0.0	206.9	412.0
Total	24	\$2,625.9	\$1,500.0	\$16,282.9	\$20,408.8

Notes: Totals may not add because of rounding. Table does not include access road projects funded through the Highway Trust Fund.

Cumulative Nonhighway Projects Approved through Fiscal Year 2007

(in thousands of dollars)

	No. of Grants	ARC Funds	Other Federal Funds	State and Local Funds	Total Funds
Business Development	194	\$16,929.9	\$4,739.1	\$27,044.8	\$48,713.8
Child Development	298	16,998.9	3,120.8	12,149.4	32,269.1
Community Development	274	45,976.2	94,286.0	136,140.2	276,402.4
Education and Job Training	338	42,682.3	12,246.7	65,365.5	120,294.4
Environment and Natural Resources	13	2,193.3	0.0	149.0	2,342.3
Health	215	22,195.5	7,421.4	49,121.2	78,738.1
Housing	54	3,299.0	1,020.0	1,505.1	5,824.1
Leadership and Civic Capacity	30	1,496.3	1.8	1,110.1	2,608.2
Local Development District					
Planning and Administration	152	13,496.1	722.1	10,499.1	24,717.3
Research and Technical Assistance	43	6,634.3	0.0	5,408.5	12,042.8
Total	1,611	\$171,901.8	\$123,557.9	\$308,492.8	\$603,952.5

Notes: Totals may not add because of rounding. Table does not include access road projects funded through the Highway Trust Fund.

NORTH CAROLINA

Nonhighway Projects Approved Fiscal Year 2007

(in thousands of dollars)

	No. of Grants	ARC Funds	Other Federal Funds	State and Local Funds	Total Funds
Business Development	16	\$2,135.3	\$150.0	\$8,083.2	\$10,368.5
Child Development	1	180.0	0.0	234.0	414.0
Community Development	1	200.0	0.0	740.0	940.0
Education and Job Training	1	200.0	0.0	1,200.0	1,400.0
Environment and Natural Resources	1	18.3	0.0	25.0	43.3
Health	1	178.9	0.0	76.7	255.6
Leadership and Civic Capacity	1	18.3	0.0	5.7	24.0
Local Development District					
Planning and Administration	11	435.0	0.0	453.9	888.9
Research and Technical Assistance	1	489.9	0.0	539.6	1,029.5
Total	34	\$3,855.6	\$150.0	\$11,358.1	\$15,363.7

Notes: Totals may not add because of rounding. Table does not include access road projects funded through the Highway Trust Fund.

Cumulative Nonhighway Projects Approved through Fiscal Year 2007

(in thousands of dollars)

	No. of Grants	ARC Funds	Other Federal Funds	State and Local Funds	Total Funds
Business Development	116	\$17,830.3	\$2,294.3	\$43,706.2	\$63,830.8
Child Development	47	27,711.4	20,309.2	19,644.8	67,665.4
Community Development	365	58,831.4	64,698.7	132,501.7	256,031.8
Education and Job Training	207	42,958.3	8,072.4	34,000.9	85,031.6
Environment and Natural Resources	14	2,319.6	96.0	378.4	2,794.0
Health	214	30,586.9	20,391.4	45,756.6	96,734.8
Housing	136	6,637.2	41,416.4	10,346.2	58,399.9
Leadership and Civic Capacity	27	1,754.0	119.6	1,444.3	3,317.9
Local Development District					
Planning and Administration	268	15,551.5	2,341.7	15,541.8	33,435.1
Research and Technical Assistance	57	11,995.4	125.0	10,471.2	22,591.6
Total	1,451	\$216,176.0	\$159,864.8	\$313,792.0	\$689,832.8

Notes: Totals may not add because of rounding. Table does not include access road projects funded through the Highway Trust Fund.

OHIO

Nonhighway Projects Approved Fiscal Year 2007

(in thousands of dollars)

	No. of Grants	ARC Funds	Other Federal Funds	State and Local Funds	Total Funds
Business Development	2	\$550.0	\$0.0	\$3,505.0	\$4,055.0
Community Development	5	1,184.8	3,260.2	9,730.2	14,175.2
Education and Job Training	5	882.0	0.0	800.0	1,682.0
Health	1	250.0	0.0	1,250.0	1,500.0
Leadership and Civic Capacity	3	134.0	0.0	33.5	167.5
Local Development District					
Planning and Administration	6	599.0	0.0	481.7	1,080.7
Research and Technical Assistance	1	125.0	0.0	125.0	250.0
Total	23	\$3,724.8	\$3,260.2	\$15,925.4	\$22,910.4

Notes: Totals may not add because of rounding. Table does not include access road projects funded through the Highway Trust Fund.

Cumulative Nonhighway Projects Approved through Fiscal Year 2007

(in thousands of dollars)

	No. of Grants	ARC Funds	Other Federal Funds	State and Local Funds	Total Funds
Business Development	163	\$18,865.0	\$9,719.2	\$35,726.9	\$64,311.1
Child Development	267	22,691.1	7,233.1	13,430.2	43,354.4
Community Development	334	60,108.5	64,175.4	179,138.8	303,422.6
Education and Job Training	292	50,578.0	15,379.5	73,624.7	139,582.2
Environment and Natural Resources	25	4,000.7	55.3	1,527.1	5,583.1
Health	350	44,515.4	15,515.9	44,626.8	104,658.0
Housing	76	4,710.2	12,581.7	9,249.9	26,541.8
Leadership and Civic Capacity	41	2,292.7	289.7	2,041.6	4,623.9
Local Development District					
Planning and Administration	166	14,123.3	1,613.5	13,063.6	28,800.4
Research and Technical Assistance	51	4,655.8	27.0	4,165.3	8,848.1
Total	1,765	\$226,540.6	\$126,590.2	\$376,594.9	\$729,725.7

Notes: Totals may not add because of rounding. Table does not include access road projects funded through the Highway Trust Fund.

PENNSYLVANIA

Nonhighway Projects Approved Fiscal Year 2007

(in thousands of dollars)

	No. of Grants	ARC Funds	Other Federal Funds	State and Local Funds	Total Funds
Business Development	19	\$3,965.2	\$4,200.0	\$9,981.9	\$18,147.1
Community Development	4	595.5	0.0	4,203.0	4,798.5
Education and Job Training	2	60.9	0.0	66.9	127.9
Leadership and Civic Capacity	2	225.0	0.0	230.0	455.0
Local Development District					
Planning and Administration	14	611.0	0.0	611.0	1,222.1
Research and Technical Assistance	1	165.0	0.0	165.0	330.1
Total	42	\$5,622.8	\$4,200.0	\$15,257.9	\$25,080.7

Notes: Totals may not add because of rounding. Table does not include access road projects funded through the Highway Trust Fund.

Cumulative Nonhighway Projects Approved through Fiscal Year 2007

(in thousands of dollars)

	No. of Grants	ARC Funds	Other Federal Funds	State and Local Funds	Total Funds
Business Development	472	\$105,067.9	\$49,130.7	\$160,323.1	\$314,521.7
Child Development	191	13,742.9	8,264.1	7,323.8	29,330.8
Community Development	376	82,592.4	369,380.5	247,839.2	699,812.1
Education and Job Training	325	64,800.5	46,710.1	249,162.0	360,672.7
Environment and Natural Resources	120	61,294.5	400.0	24,052.9	85,747.4
Health	369	52,219.6	59,716.4	206,492.4	318,428.4
Housing	154	7,786.9	44,232.2	5,119.0	57,138.1
Leadership and Civic Capacity	55	2,839.8	237.4	3,084.4	6,161.5
Local Development District					
Planning and Administration	345	22,579.0	1,633.3	14,491.2	38,703.5
Research and Technical Assistance	64	10,360.1	270.0	10,395.6	21,025.7
Total	2,471	\$423,283.7	\$579,974.8	\$928,283.6	\$1,931,542.0

Notes: Totals may not add because of rounding. Table does not include access road projects funded through the Highway Trust Fund.

SOUTH CAROLINA

Nonhighway Projects Approved Fiscal Year 2007

(in thousands of dollars)

	No. of Grants	ARC Funds	Other Federal Funds	State and Local Funds	Total Funds
Business Development	1	\$475.0	\$0.0	\$475.0	\$950.0
Community Development	3	1,300.0	0.0	2,627.7	3,927.7
Education and Job Training	2	122.2	0.0	213.3	335.5
Local Development District					
Planning and Administration	2	162.0	0.0	162.0	324.0
Research and Technical Assistance	2	106.2	0.0	107.2	213.5
Total	10	\$2,165.4	\$0.0	\$3,585.3	\$5,750.7

Notes: Totals may not add because of rounding. Table does not include access road projects funded through the Highway Trust Fund.

Cumulative Nonhighway Projects Approved through Fiscal Year 2007

(in thousands of dollars)

	No. of Grants	ARC Funds	Other Federal Funds	State and Local Funds	Total Funds
Business Development	73	\$17,644.4	\$2,764.0	\$30,391.1	\$50,799.4
Child Development	154	17,112.3	9,409.7	9,026.0	35,548.0
Community Development	234	51,544.4	32,748.8	88,590.2	172,883.4
Education and Job Training	455	54,411.6	11,098.9	58,334.8	123,845.3
Environment and Natural Resources	2	430.7	98.1	12.5	541.3
Health	360	41,243.4	17,186.6	54,369.1	112,799.1
Housing	5	291.6	0.0	0.0	291.6
Leadership and Civic Capacity	9	803.3	0.0	565.7	1,369.0
Local Development District					
Planning and Administration	53	5,896.3	897.3	3,501.6	10,295.2
Research and Technical Assistance	42	1,879.5	0.0	1,132.6	3,012.2
Total	1,387	\$191,257.6	\$74,203.5	\$245,923.5	\$511,384.6

Notes: Totals may not add because of rounding. Table does not include access road projects funded through the Highway Trust Fund.

TENNESSEE

Nonhighway Projects Approved Fiscal Year 2007

(in thousands of dollars)

	No. of Grants	ARC Funds	Other Federal Funds	State and Local Funds	Total Funds
Business Development	6	\$1,608.6	\$702.0	\$1,852.0	\$4,162.7
Community Development	4	955.4	0.0	838.5	1,793.8
Education and Job Training	1	333.1	0.0	91.0	424.1
Health	5	781.5	0.0	460.7	1,242.2
Leadership and Civic Capacity	1	50.0	0.0	15.0	65.0
Local Development District					
Planning and Administration	10	430.0	0.0	430.0	860.0
Research and Technical Assistance	1	220.0	0.0	220.0	440.0
Total	28	\$4,378.5	\$702.0	\$3,907.2	\$8,987.7

Notes: Totals may not add because of rounding. Table does not include access road projects funded through the Highway Trust Fund.

Cumulative Nonhighway Projects Approved through Fiscal Year 2007

(in thousands of dollars)

	No. of Grants	ARC Funds	Other Federal Funds	State and Local Funds	Total Funds
Business Development	128	\$28,804.8	\$10,619.0	\$30,193.7	\$69,617.5
Child Development	142	13,191.3	17,651.0	11,130.3	41,972.6
Community Development	533	141,521.4	84,330.4	199,848.8	425,700.5
Education and Job Training	214	43,746.4	18,130.1	58,726.1	120,602.7
Environment and Natural Resources	18	2,887.0	194.5	181.2	3,262.7
Health	308	28,492.3	25,887.4	46,823.9	101,203.5
Housing	16	2,400.1	0.0	400.1	2,800.3
Leadership and Civic Capacity	15	1,301.6	0.0	644.5	1,946.1
Local Development District					
Planning and Administration	226	14,465.9	1,133.6	9,777.5	25,377.0
Research and Technical Assistance	51	5,763.2	0.0	5,727.2	11,490.4
Total	1,651	\$282,574.0	\$157,945.9	\$363,453.4	\$803,973.3

Notes: Totals may not add because of rounding. Table does not include access road projects funded through the Highway Trust Fund.

VIRGINIA

Nonhighway Projects Approved Fiscal Year 2007

(in thousands of dollars)

	No. of Grants	ARC Funds	Other Federal Funds	State and Local Funds	Total Funds
Business Development	6	\$445.5	\$0.0	\$6,866.6	\$7,312.0
Community Development	1	500.0	0.0	1,279.6	1,779.6
Education and Job Training	4	245.0	8.7	261.2	514.8
Environment and Natural Resources	3	464.3	2,182.0	1,691.1	4,337.4
Health	1	22.0	0.0	22.4	44.4
Leadership and Civic Capacity	1	16.0	0.0	4.4	20.4
Local Development District					
Planning and Administration	12	412.0	0.0	356.3	768.3
Research and Technical Assistance	1	235.0	0.0	235.0	470.0
Total	29	\$2,339.7	\$2,190.7	\$10,716.6	\$15,246.9

Notes: Totals may not add because of rounding. Table does not include access road projects funded through the Highway Trust Fund.

Cumulative Nonhighway Projects Approved through Fiscal Year 2007

(in thousands of dollars)

	No. of Grants	ARC Funds	Other Federal Funds	State and Local Funds	Total Funds
Business Development	101	\$11,045.1	\$6,593.3	\$35,885.0	\$53,523.4
Child Development	49	5,897.7	857.0	5,523.8	12,278.5
Community Development	253	70,979.8	76,745.5	162,086.7	309,812.1
Education and Job Training	238	43,415.6	8,891.2	27,166.1	79,472.9
Environment and Natural Resources	20	3,601.8	2,630.2	2,318.7	8,550.6
Health	132	20,322.1	7,089.8	19,999.3	47,411.2
Housing	59	6,682.7	20,893.9	23,210.2	50,786.9
Leadership and Civic Capacity	17	1,037.6	100.0	402.1	1,539.7
Local Development District					
Planning and Administration	281	14,156.5	4,334.0	11,549.4	30,039.9
Research and Technical Assistance	36	2,480.7	0.0	2,002.4	4,483.2
Total	1,186	\$179,619.6	\$128,135.0	\$290,143.8	\$597,898.4

Notes: Totals may not add because of rounding. Table does not include access road projects funded through the Highway Trust Fund.

WEST VIRGINIA

Nonhighway Projects Approved Fiscal Year 2007

(in thousands of dollars)

	No. of Grants	ARC Funds	Other Federal Funds	State and Local Funds	Total Funds
Community Development	7	\$7,100.0	\$5,098.0	\$9,613.0	\$21,811.0
Education and Job Training	3	1,032.3	0.0	1,028.4	2,060.6
Leadership and Civic Capacity	1	380.0	0.0	162.5	542.5
Local Development District					
Planning and Administration	22	690.0	0.0	411.7	1,101.7
Research and Technical Assistance	1	350.0	0.0	350.0	700.0
Total	34	\$9,552.3	\$5,098.0	\$11,565.5	\$26,215.8

Notes: Totals may not add because of rounding. Table does not include access road projects funded through the Highway Trust Fund.

Cumulative Nonhighway Projects Approved through Fiscal Year 2007

(in thousands of dollars)

	No. of Grants	ARC Funds	Other Federal Funds	State and Local Funds	Total Funds
Business Development	106	\$22,319.5	\$7,952.1	\$25,686.1	\$55,957.7
Child Development	147	17,143.5	9,051.5	9,098.7	35,293.7
Community Development	506	151,788.1	307,997.5	244,248.8	704,034.4
Education and Job Training	265	65,486.5	25,546.3	93,395.7	184,428.5
Environment and Natural Resources	20	4,299.3	1,412.4	1,239.1	6,950.8
Health	294	51,417.9	25,659.7	61,901.2	138,978.8
Housing	86	3,097.1	19,430.8	13,234.7	35,762.6
Leadership and Civic Capacity	37	3,719.1	12.0	1,975.5	5,706.6
Local Development District					
Planning and Administration	468	21,241.1	19,465.8	30,642.6	71,349.5
Research and Technical Assistance	41	6,917.1	0.0	6,525.0	13,442.1
Total	1,970	\$347,429.1	\$416,528.3	\$487,947.2	\$1,251,904.6

Notes: Totals may not add because of rounding. Table does not include access road projects funded through the Highway Trust Fund.

COMMISSION DISCRETIONARY

Nonhighway Projects Approved Fiscal Year 2007

(in thousands of dollars)

	No. of Grants	ARC Funds	Other Federal Funds	State and Local Funds	Total Funds
Business Development	35	\$1,108.2	\$237.6	\$2,984.7	\$4,330.5
Community Development	3	60.0	15.0	147.3	222.3
Education and Job Training	12	868.9	0.0	504.2	1,373.0
Environment and Natural Resources	3	159.7	105.0	86.3	351.0
Health	5	205.0	392.5	100.0	697.5
Leadership and Civic Capacity	3	159.0	0.0	4.3	163.3
Local Development District					
Planning and Administration	1	35.0	0.0	0.0	35.0
Research and Technical Assistance	8	676.9	0.0	10.0	686.9
Total	70	\$3,272.7	\$750.1	\$3,836.7	\$7,859.5

Notes: Totals may not add because of rounding. Table does not include access road projects funded through the Highway Trust Fund.

Cumulative Nonhighway Projects Approved through Fiscal Year 2007

(in thousands of dollars)

	No. of Grants	ARC Funds	Other Federal Funds	State and Local Funds	Total Funds
Business Development	601	\$30,497.5	\$11,058.0	\$36,093.5	\$77,649.0
Child Development	114	11,832.5	1,592.5	958.0	14,383.1
Community Development	284	74,882.3	17,094.9	32,742.1	124,719.2
Education and Job Training	599	31,631.5	1,395.7	17,408.6	50,435.8
Environment and Natural Resources	126	15,246.7	949.1	2,046.5	18,242.3
Health	253	8,672.5	2,170.0	2,121.0	12,963.5
Housing	51	918.7	0.0	446.0	1,364.7
Leadership and Civic Capacity	240	8,755.8	211.1	3,963.3	12,930.2
Local Development District					
Planning and Administration	31	1,160.7	0.0	36.8	1,197.5
Research and Technical Assistance	691	22,262.9	452.3	2,405.8	25,121.0
Total	2,990	\$205,861.3	\$34,923.6	\$98,221.6	\$339,006.4

Notes: Totals may not add because of rounding. Table does not include access road projects funded through the Highway Trust Fund.

APPENDIX C:
Appalachian Development
Highway System Status and Funding



**Appalachian Development Highway System and Local Access Roads Obligations
Fiscal Year 2007**

State	TEA-21/SAFETEA-LU FUNDS *			ARC FUNDS			Total Funds
	ADHS†	Local Access Roads	Total State and Local Match‡	ADHS	Local Access Roads	Total State and Local Match‡	
Alabama	\$31,353,689	\$0	\$7,838,422	\$18,551	\$0	\$4,638	\$39,215,300
Georgia	-84,398§	0	-21,100§	0	0	0	-105,498§
Kentucky	48,627,414	0	12,156,854	0	0	0	60,784,268
Maryland	-1,077,622§	1,004,042	-18,395§	1,269,500	0	317,375	1,494,900
Mississippi	16,460,313	1,124,200	4,396,128	0	0	0	21,980,641
New York	20,380,530	0	5,095,133	0	0	0	25,475,663
North Carolina	6,508,034	0	1,627,009	0	0	0	8,135,043
Ohio	16,737,441	850,778	4,397,055	0	-300,000§	-75,000§	21,610,274
Pennsylvania	73,860,684	1,053,170	18,728,464	0	0	0	93,642,318
South Carolina	8,300,726	0	2,075,182	0	0	0	10,375,908
Tennessee	18,201,834	0	4,550,459	0	0	0	22,752,293
Virginia	1,974,988	0	493,747	-628,363§	0	-157,091§	1,683,281
West Virginia	54,554,783	0	13,638,696	41,501	0	10,375	68,245,355
Totals	\$295,798,416	\$4,032,190	\$74,957,652	\$701,189	\$-300,000§	\$100,297	\$375,289,744

Source: Federal Highway Administration's Fiscal Management Information System.
 Note: Totals may not add because of rounding.
 * Includes funds from TEA-21 Extension Acts and SAFETEA-LU.
 † Appalachian Development Highway System funds from the Highway Trust Fund apportioned by ARC formula to the Appalachian states.
 ‡ State and local funds assumed to be the required 20 percent match.
 § Represents a deobligation of federal funds.

Appalachian Development Highway System and Local Access Roads Cumulative Obligations Through Fiscal Year 2007

State	TEA-21/SAFETEA-LU FUNDS *			ARC FUNDS			Total State and Local Match	Total State and Local Match	Total Funds
	ADHS†	Local Access Roads	Total State and Local Match‡	ADHS	Local Access Roads	Total State and Local Match			
Alabama	\$366,631,780	\$0	\$91,657,945	\$337,462,447	\$28,683,900	\$122,363,041	\$946,799,112		
Georgia	9,408,827	34,400	2,360,807	131,843,683	12,377,000	66,730,607	222,755,324		
Kentucky	282,857,505	0	70,714,376	612,492,961	6,510,628	306,331,783	1,278,907,253		
Maryland	17,841,955	5,559,120	5,850,269	155,566,486	5,765,288	176,400,015	366,983,133		
Mississippi	39,007,250	4,424,998	10,858,062	155,748,309	39,662,022	79,675,034	329,375,675		
New York	117,149,412	0	29,287,353	316,271,129	9,138,138	242,699,320	714,545,351		
North Carolina	140,555,026	0	35,138,757	209,658,380	9,934,493	111,738,561	507,025,217		
Ohio	157,218,206	5,626,203	40,711,102	166,155,601	12,108,978	99,004,990	480,825,080		
Pennsylvania	916,900,066	4,592,695	230,373,190	639,099,396	34,419,476	313,279,292	2,138,664,115		
South Carolina	19,177,748	0	4,794,437	22,439,561	17,251,630	14,870,552	78,533,928		
Tennessee	153,098,887	225,000	38,330,972	435,145,041	21,825,000	194,840,494	843,465,394		
Virginia	46,564,232	2,000,000	12,141,058	162,263,008	8,424,491	116,722,080	348,114,869		
West Virginia	576,236,989	0	144,059,247	1,011,822,266	21,217,347	503,461,422	2,256,797,271		
Totals	\$2,842,647,883	\$22,462,416	\$716,277,575	\$4,355,968,269	\$227,318,390	\$2,347,117,189	\$10,512,791,722		

Source: Federal Highway Administration's Fiscal Management Information System.

Note: Totals may not add because of rounding.

* Includes funds from TEA-21 Extension Acts and SAFETEA-LU.

† Appalachian Development Highway System funds from the Highway Trust Fund apportioned by ARC formula to the Appalachian states.

‡ State and local funds assumed to be the required 20 percent match.

Status of Completion of the Appalachian Development Highway System (Miles)

as of September 30, 2007

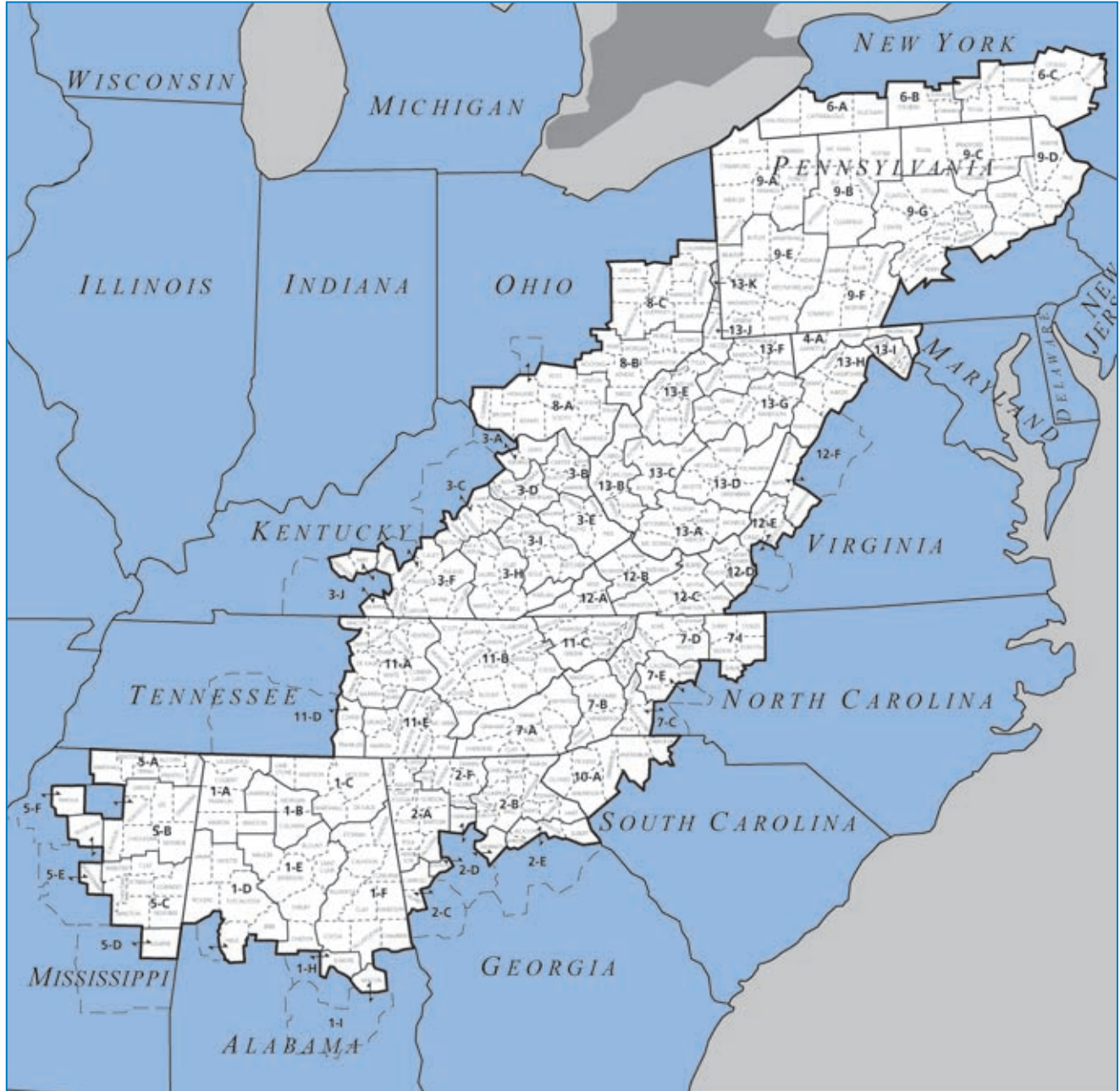
	Total Miles Eligible for ADHS Funding*	MILES NOT OPEN TO TRAFFIC			MILES OPEN TO TRAFFIC	
		Location Study Needed or Under Way	Design and/or Right-of-Way Under Way	Construction Under Way	Remaining Stage Construction	Complete
Alabama	295.7	63.7	6.2	25.3	53.9	146.6
Georgia	132.5	20.5	11.1	0.0	0.0	100.9
Kentucky	426.3	8.2	14.5	10.1	0.0	393.5
Maryland	83.2	2.5	0.0	0.0	3.7	77.0
Mississippi	117.5	0.0	18.1	3.1	0.0	96.3
New York	222.0	5.5	3.6	3.7	1.3	207.9
North Carolina	204.3	8.3	16.4	0.0	4.2	175.4
Ohio	201.5	7.1	16.2	0.0	0.0	178.2
Pennsylvania	453.1	99.9	15.7	44.3	7.6	285.6
South Carolina	22.9	0.0	4.3	0.0	0.0	18.6
Tennessee	329.3	17.5	8.9	11.1	74.5	217.3
Virginia	192.2	15.6	15.9	0.7	0.0	160.0
West Virginia	409.6	30.2	24.5	18.0	3.4	333.5
System Totals	3,090.1	279.0	155.4	116.3	148.6	2,390.8

* Congress authorized 3,090 miles for corridors approved as part of the Appalachian Development Highway System and eligible for construction under the Appalachian Development Highway System program. Final mileage on the corridors completed under the program will be within the authorized mileage.

APPENDIX D:
Local Development Districts
in the Appalachian Region



LOCAL DEVELOPMENT DISTRICTS IN THE APPALACHIAN REGION



This map includes districts on the border of the region containing both Appalachian and non-Appalachian counties. The non-Appalachian counties are indicated by broken boundary lines.

LOCAL DEVELOPMENT DISTRICTS IN THE APPALACHIAN REGION

ALABAMA

1A/ Northwest Alabama Council of Local Governments

P.O. Box 2603
Muscle Shoals, Alabama 35662
256-389-0500
email: kjones@nwscce.edu
Web site: <http://nacolg.com>
Counties: Colbert, Franklin, Lauderdale, Marion, Winston

1B/ North Central Alabama Regional Council of Governments

P.O. Box C
Decatur, Alabama 35602
256-355-4515
email: ronald.matthews@adss.alabama.gov
Web site: <http://www.narcog.org>
Counties: Cullman, Lawrence, Morgan

1C/ Top of Alabama Regional Council of Governments

5075 Research Drive, NW
Huntsville, Alabama 35805
256-830-0818
email: bob.culver@adss.alabama.gov
Web site: <http://www.tarcog.org>
Counties: DeKalb, Jackson, Limestone, Madison, Marshall

1D/ West Alabama Regional Commission

4200 Highway 69 North, Suite 1
P.O. Box 509
Northport, Alabama 35476-0509
205-333-2990
email: warc@adss.alabama.gov
Web site: <http://www.warc.info/>
Counties: Bibb, Fayette, Hale, Lamar, Pickens, Tuscaloosa, (Greene)

1E/ Regional Planning Commission of Greater Birmingham

1731 First Avenue North, Suite 200
Birmingham, Alabama 35203
205-251-8139
email: bfoisy@rpcgb.org
Web site: <http://www.rpcgb.org>
Counties: Blount, Chilton, Jefferson, St. Clair, Shelby, Walker

1F/ East Alabama Regional Planning and Development Commission

P.O. Box 2186
Anniston, Alabama 36202
256-237-6741
email: earpdc@adss.alabama.gov
Web site: <http://www.earpdc.org>
Counties: Calhoun, Chambers, Cherokee, Clay, Cleburne, Coosa, Etowah, Randolph, Talladega, Tallapoosa

1H/ Central Alabama Regional Planning and Development Commission

125 Washington Avenue, Third Floor
Montgomery, Alabama 36104
334-262-4300
email: director@carpdc.com
Web site: <http://www.carpdc.com>
Counties: Elmore, (Autauga, Montgomery)

1I/ South Central Alabama Development Commission

5900 Carmichael Place
Montgomery, Alabama 36117
334-244-6903
email: thoward@adss.state.al.us
Web site: <http://www.scadc.state.al.us>
Counties: Macon, (Bullock, Butler, Crenshaw, Lowndes, Montgomery, Pike)

Note: Parentheses indicate non-Appalachian counties and independent cities included with the development districts.

LOCAL DEVELOPMENT DISTRICTS IN THE APPALACHIAN REGION

GEORGIA

2A/ Coosa Valley Regional Development Center

P.O. Box 1798
 Rome, Georgia 30162-1798
 706-295-6485
 email: cvrdc@cvrdc.org
 Web site: <http://www.cvrdc.org>
Counties: Bartow, Catoosa, Chattooga, Dade, Floyd, Gordon, Haralson, Paulding, Polk, Walker

2B/ Georgia Mountains Regional Development Center

P.O. Box 1720
 Gainesville, Georgia 30503
 770-538-2626
 email: dlewis@gmrdc.org
 Web site: <http://www.gmrdc.org>
Counties: Banks, Dawson, Forsyth, Franklin, Habersham, Hall, Hart, Lumpkin, Rabun, Stephens, Towns, Union, White

2C/ Chattahoochee-Flint Regional Development Center

P.O. Box 1600
 Franklin, Georgia 30217
 706-675-6721
 email: cfrdc@cfrdc.org
 Web site: <http://www.cfrdc.org>
Counties: Carroll, Heard, (Coweta, Meriwether, Troup)

2D/ Atlanta Regional Commission

40 Courtland Street, NE
 Atlanta, Georgia 30303
 404-463-3100
 email: infocenter@atlantaregional.com
 Web site: <http://www.atlantaregional.com>
Counties: Cherokee, Douglas, Gwinnett, (Clayton, Cobb, DeKalb, Fayette, Fulton, Henry, Rockdale)

2E/ Northeast Georgia Regional Development Center

305 Research Drive
 Athens, Georgia 30605-2795
 706-369-5650
 email: jimdove@negrdc.org
 Web site: <http://www.negrdc.org>
Counties: Barrow, Elbert, Jackson, Madison, (Clarke, Greene, Jasper, Morgan, Newton, Oconee, Oglethorpe, Walton)

2F/ North Georgia Regional Development Center

503 West Waugh Street
 Dalton, Georgia 30720
 706-272-2300
 email: ngrdc@ngrdc.org
 Web site: <http://www.ngrdc.org>
Counties: Fannin, Gilmer, Murray, Pickens, Whitfield

Note: Parentheses indicate non-Appalachian counties and independent cities included with the development districts.

LOCAL DEVELOPMENT DISTRICTS IN THE APPALACHIAN REGION

KENTUCKY

3A/ Buffalo Trace Area Development District

P.O. Box 460
Maysville, Kentucky 41056
606-564-6894
email: dpadgett@btadd.com
Web site: <http://www.btadd.com>
Counties: Fleming, Lewis, (Bracken, Mason, Robertson)

3B/ FIVCO Area Development District

1212 Bath Avenue, Suite 650
Ashland, Kentucky 41101
606-929-1366
email: mary@fivco.org
Web site: <http://www.fivco.org>
Counties: Boyd, Carter, Elliott, Greenup, Lawrence

3C/ Bluegrass Area Development District

699 Perimeter Drive
Lexington, Kentucky 40517
859-269-8021
email: bgadd@bgadd.org
Web site: <http://www.bgadd.org>
Counties: Clark, Estill, Garrard, Lincoln, Madison, Powell, (Anderson, Bourbon, Boyle, Fayette, Franklin, Harrison, Jessamine, Mercer, Nicholas, Scott, Woodford)

3D/ Gateway Area Development District

110 Lake Park Drive
Morehead, Kentucky 40351
606-780-0090
email: GailK.Wright@ky.gov
Web site: <http://www.gwadd.org>
Counties: Bath, Menifee, Montgomery, Morgan, Rowan

3E/ Big Sandy Area Development District

110 Resource Court
Prestonsburg, Kentucky 41653
606-886-2374
email: terry.trimble@bigsandy.org
Web site: <http://www.bigsandy.org>
Counties: Floyd, Johnson, Magoffin, Martin, Pike

3F/ Lake Cumberland Area Development District, Inc.

P.O. Box 1570
Russell Springs, Kentucky 42642
270-866-4200
email: donnad@lcadd.org
Web site: <http://www.lcadd.org>
Counties: Adair, Casey, Clinton, Cumberland, Green, McCreary, Pulaski, Russell, Wayne, (Taylor)

3H/ Cumberland Valley Area Development District

P.O. Box 1740
London, Kentucky 40743-1740
606-864-7391
email: ameadors@cvadd.org
Web site: <http://www.cvadd.org>
Counties: Bell, Clay, Harlan, Jackson, Knox, Laurel, Rockcastle, Whitley

3I/ Kentucky River Area Development District

917 Perry Park Road
Hazard, Kentucky 41701-9545
606-436-3158
email: paul@kradd.org
Web site: <http://www.kradd.org>
Counties: Breathitt, Knott, Lee, Leslie, Letcher, Owsley, Perry, Wolfe

Note: Parentheses indicate non-Appalachian counties and independent cities included with the development districts.

LOCAL DEVELOPMENT DISTRICTS IN THE APPALACHIAN REGION

3J/ Barren River Area Development District

P.O. Box 90005
Bowling Green, Kentucky 42102-9005
270-781-2381
email: jolynn.vincent@bradd.org
Web site: <http://www.bradd.org>
Counties: Edmonson, Hart, Monroe, (Allen, Barren, Butler, Logan, Metcalfe, Simpson, Warren)

5B/ Three Rivers Planning and Development District

P.O. Box 690
Pontotoc, Mississippi 38863
662-489-2415
email: vrk@trpdd.com
Web site: <http://www.trpdd.com>
Counties: Calhoun, Chickasaw, Itawamba, Lee, Monroe, Pontotoc, Union, (Lafayette)

MARYLAND

4A/ Tri-County Council for Western Maryland, Inc.

113 Baltimore Street, Suite 300
Cumberland, Maryland 21502
301-777-2158
email: lmazer@tccwmd.org
Web site: <http://www.tccwmd.org>
Counties: Allegany, Garrett, Washington

5C/ Golden Triangle Planning and Development District

P.O. Box 828
Starkville, Mississippi 39760-0828
662-324-7860
email: rjohnson@gtpdd.com
Web site: <http://www.gtpdd.com>
Counties: Choctaw, Clay, Lowndes, Noxubee, Oktibbeha, Webster, Winston

MISSISSIPPI

5A/ Northeast Mississippi Planning and Development District

P.O. Box 600
Booneville, Mississippi 38829
662-728-6248
email: sgardner@nempdd.com
Web site: <http://www.nempdd.com>
Counties: Alcorn, Benton, Marshall, Prentiss, Tippah, Tishomingo

5D/ East Central Planning and Development District

P.O. Box 499
Newton, Mississippi 39345
601-683-2007
email: mail@ecpdd.org
Counties: Kemper, (Clarke, Jasper, Lauderdale, Leake, Neshoba, Newton, Scott, Smith)

5E/ North Central Planning and Development District

711 South Applegate
Winona, Mississippi 38967
662-283-2675
email: srussell@ncpdd.org
Counties: Montgomery, Yalobusha, (Attala, Carroll, Grenada, Holmes, Leflore)

Note: Parentheses indicate non-Appalachian counties and independent cities included with the development districts.

LOCAL DEVELOPMENT DISTRICTS IN THE APPALACHIAN REGION

5F/ North Delta Planning and Development District

P.O. Box 1488
 Batesville, Mississippi 38606-1488
 662-561-4100
 email: jcurcio@ndpdd.com
 Web site: <http://www.ndpdd.com>
Counties: Panola, (Coahoma, DeSoto, Quitman, Tallahatchie, Tate, Tunica)

6C/ Southern Tier East Regional Planning Development Board

375 State Street
 Binghamton, New York 13901-2385
 607-724-1327
 email: ste@steny.org
 Web site: <http://www.steny.org/>
Counties: Broome, Chenango, Cortland, Delaware, Otsego, Schoharie, Tioga, Tompkins

NEW YORK

6A/ Southern Tier West Regional Planning and Development Board

Center for Regional Excellence
 4039 Route 219, Suite 200
 Salamanca, New York 14779
 716-945-5301 Ext. 205
 email: drychnowski@southerntierwest.org
 Web site: <http://www.southerntierwest.org>
Counties: Allegany, Cattaraugus, Chautauqua

6B/ Southern Tier Central Regional Planning and Development Board

8 Denison Parkway East, Suite 310
 Corning, New York 14830
 607-962-5092
 email: weber@stny.rr.com
 Web site: <http://www.stcplanning.org>
Counties: Chemung, Schuyler, Steuben

NORTH CAROLINA

7A/ Southwestern Commission

125 Bonnie Lane
 Sylva, North Carolina 28779
 828-586-1962
 email: bill@regiona.org
 Web site: <http://www.regiona.org>
Counties: Cherokee, Clay, Graham, Haywood, Jackson, Macon, Swain

7B/ Land-of-Sky Regional Council

339 New Leicester Hwy., Suite 140
 Asheville, North Carolina 28806
 828-251-6622
 email: info@landofsky.org
 Web site: <http://www.landofsky.org>
Counties: Buncombe, Henderson, Madison, Transylvania

7C/ Isothermal Planning and Development Commission

P.O. Box 841
 Rutherfordton, North Carolina 28139
 828-287-2281
 email: phughes@regionc.org
 Web site: <http://www.regionc.org>
Counties: McDowell, Polk, Rutherford, (Cleveland)

Note: Parentheses indicate non-Appalachian counties and independent cities included with the development districts.

LOCAL DEVELOPMENT DISTRICTS IN THE APPALACHIAN REGION

7D/ High Country Council of Governments

P.O. Box 1820
Boone, North Carolina 28607
828-265-5434
email: regiondcog@regiond.org
Web site: <http://www.regiond.org>
Counties: Alleghany, Ashe, Avery, Mitchell, Watauga, Wilkes, Yancey

7E/ Western Piedmont Council of Governments

P.O. Box 9026
Hickory, North Carolina 28603
828-322-9191
email: doug.taylor@wpcog.org
Web site: <http://www.wpcog.org>
Counties: Alexander, Burke, Caldwell, (Catawba)

7I/ Northwest Piedmont Council of Governments

400 West Fourth Street, Suite 400
Winston-Salem, North Carolina 27101
336-761-2111
email: regioni@nwpcog.org
Web site: <http://www.nwpcog.org>
Counties: Davie, Forsyth, Stokes, Surry, Yadkin

OHIO

8A/ Ohio Valley Regional Development Commission

9329 SR 220 East, Suite A
Waverly, Ohio 45690-9012
740-947-2853
email: email@ovrdc.org
Web site: <http://www.ovrdc.org>
Counties: Adams, Brown, Clermont, Gallia, Highland, Jackson, Lawrence, Pike, Ross, Scioto, Vinton, (Fayette)

8B/ Buckeye Hills–Hocking Valley Regional Development District

P.O. Box 520
Reno, Ohio 45773
740-374-9436
email: info@buckeyeohio.org
Web site: <http://www.buckeyeohio.org>
Counties: Athens, Hocking, Meigs, Monroe, Morgan, Noble, Perry, Washington

8C/ Ohio Mid-Eastern Governments Association

P.O. Box 130
Cambridge, Ohio 43725-0130
740-439-4471
email: director@omegadistrict.org
Web site: <http://www.omegadistrict.org>
Counties: Belmont, Carroll, Columbiana, Coshocton, Guernsey, Harrison, Holmes, Jefferson, Muskingum, Tuscarawas

Note: Parentheses indicate non-Appalachian counties and independent cities included with the development districts.

LOCAL DEVELOPMENT DISTRICTS IN THE APPALACHIAN REGION

PENNSYLVANIA

9A/ Northwest Pennsylvania Regional Planning and Development Commission

395 Seneca Street
 P.O. Box 1127
 Oil City, Pennsylvania 16301
 814-677-4800
 email: denisem@nwcommission.org
 Web site: <http://www.nwcommission.org>
Counties: Clarion, Crawford, Erie, Forest, Lawrence, Mercer, Venango, Warren

9B/ North Central Pennsylvania Regional Planning and Development Commission

651 Montmorenci Road
 Ridgway, Pennsylvania 15853
 814-773-3162
 email: ncprpdc@ncentral.com
 Web site: <http://www.ncentral.com>
Counties: Cameron, Clearfield, Elk, Jefferson, McKean, Potter

9C/ Northern Tier Regional Planning and Development Commission

312 Main Street
 Towanda, Pennsylvania 18848
 570-265-9103
 email: info@northerntier.org
 Web site: <http://www.northerntier.org>
Counties: Bradford, Sullivan, Susquehanna, Tioga, Wyoming

9D/ Northeastern Pennsylvania Alliance

1151 Oak Street
 Pittston, Pennsylvania 18640-3726
 570-655-5581
 email: info@nepa-alliance.org
 Web site: <http://www.nepa-alliance.org>
Counties: Carbon, Lackawanna, Luzerne, Monroe, Pike, Schuylkill, Wayne

9E/ Southwestern Pennsylvania Commission

425 Sixth Avenue, Suite 2500
 Pittsburgh, Pennsylvania 15219-1852
 412-391-5590
 email: comments@spcregion.org
 Web site: <http://www.spcregion.org>
Counties: Allegheny, Armstrong, Beaver, Butler, Fayette, Greene, Indiana, Washington, Westmoreland

9F/ Southern Alleghenies Planning and Development Commission

541 58th Street
 Altoona, Pennsylvania 16602-1193
 814-949-6520
 email: sapdc@sapdc.org
 Web site: <http://www.sapdc.org>
Counties: Bedford, Blair, Cambria, Fulton, Huntingdon, Somerset

9G/ SEDA—Council of Governments

201 Furnace Road
 Lewisburg, Pennsylvania 17837
 570-524-4491
 email: admin@seda-cog.org
 Web site: <http://www.seda-cog.org>
Counties: Centre, Clinton, Columbia, Juniata, Lycoming, Mifflin, Montour, Northumberland, Perry, Snyder, Union

Note: Parentheses indicate non-Appalachian counties and independent cities included with the development districts.

LOCAL DEVELOPMENT DISTRICTS IN THE APPALACHIAN REGION

SOUTH CAROLINA

10A/ South Carolina Appalachian Council of Governments

P.O. Box 6668
 Greenville, South Carolina 29606
 864-242-9733
 email: info@scacog.org
 Web site: <http://www.scacog.org>
Counties: Anderson, Cherokee, Greenville, Oconee, Pickens, Spartanburg

TENNESSEE

11A/ Upper Cumberland Development District

1225 South Willow Avenue
 Cookeville, Tennessee 38506-4194
 931-432-4111
 email: waskins@ucdd.org
 Web site: <http://www.ucdd.org>
Counties: Cannon, Clay, Cumberland, DeKalb, Fentress, Jackson, Macon, Overton, Pickett, Putnam, Smith, Van Buren, Warren, White

11B/ East Tennessee Development District

P.O. Box 249
 Alcoa, Tennessee 37701-0249
 865-273-6003
 email: tbobrowski@etdd.org
 Web site: <http://www.discoveret.org/etdd>
Counties: Anderson, Blount, Campbell, Claiborne, Cocke, Grainger, Hamblen, Jefferson, Knox, Loudon, Monroe, Morgan, Roane, Scott, Sevier, Union

11C/ First Tennessee Development District

207 N. Boone Street, Suite 800
 Johnson City, Tennessee 37604-5699
 423-928-0224
 email: sreid@ftdd.org
 Web site: <http://ftdd.org/>
Counties: Carter, Greene, Hancock, Hawkins, Johnson, Sullivan, Unicoi, Washington

11D/ South Central Tennessee Development District

P.O. Box 1346
 Columbia, Tennessee 38402-1346
 931-381-2040
 email: pespenschied@sctdd.org
 Web site: <http://www.sctdd.org>
Counties: Coffee, Franklin, (Bedford, Giles, Hickman, Lawrence, Lewis, Lincoln, Marshall, Maury, Moore, Perry, Wayne)

11E/ Southeast Tennessee Development District

P.O. Box 4757
 Chattanooga, Tennessee 37405
 423-266-5781
 email: bjones@sedev.org
 Web site: <http://www.sedev.org>
Counties: Bledsoe, Bradley, Grundy, Hamilton, Marion, McMinn, Meigs, Polk, Rhea, Sequatchie

Note: Parentheses indicate non-Appalachian counties and independent cities included with the development districts.

LOCAL DEVELOPMENT DISTRICTS IN THE APPALACHIAN REGION

VIRGINIA

12A/ LENOWISCO Planning District Commission

P.O. Box 366
 Duffield, Virginia 24244
 276-431-2206
 email: lenowisco@lenowisco.org
 Web site: <http://www.lenowisco.org>
Counties: Lee, Scott, Wise; and city of Norton

12B/ Cumberland Plateau Planning District Commission

P.O. Box 548
 Lebanon, Virginia 24266
 276-889-1778
 email: andrewchafin@bvunet.net
 Web site: <http://cppdc.org>
Counties: Buchanan, Dickenson, Russell, Tazewell

12C/ Mount Rogers Planning District Commission

1021 Terrace Drive
 Marion, Virginia 24354
 276-783-5103
 email: staff@mrpdc.org
 Web site: <http://www.mrpdc.org>
Counties: Bland, Carroll, Grayson, Smyth, Washington, Wythe; and cities of Bristol and Galax

12D/ New River Valley Planning District Commission

6580 Valley Center Drive, Suite 124
 Radford, Virginia 24141
 540-639-9313
 email: nrvpdc@nrpdc.org
 Web site: <http://www.nrvpdc.org/>
Counties: Floyd, Giles, Montgomery, Pulaski; and city of Radford

12E/ Roanoke Valley–Alleghany Regional Commission

P.O. Box 2569
 Roanoke, Virginia 24010
 540-343-4417
 email: rvarc@rvarc.org
 Web site: <http://www.rvarc.org>
Counties: Alleghany, Botetourt, Craig; and city of Covington, (Franklin, Roanoke; and cities of Roanoke and Salem)

12F/ Central Shenandoah Planning District Commission

112 MacTanly Place
 Staunton, Virginia 24401
 540-885-5174
 email: cspdc@cspdc.org
 Web site: <http://www.cspdc.org>
Counties: Bath, Highland, Rockbridge; and cities of Buena Vista and Lexington, (Augusta, Rockingham; and cities of Harrisonburg, Staunton, and Waynesboro)

WEST VIRGINIA

13A/ Region 1—Planning and Development Council

1439 E. Main Street
 Suite 5
 Princeton, West Virginia 24740
 304-431-7225
 email: regionone@regiononepdc.org
 Web site: <http://www.regiononepdc.org>
Counties: McDowell, Mercer, Monroe, Raleigh, Summers, Wyoming

Note: Parentheses indicate non-Appalachian counties and independent cities included with the development districts.

LOCAL DEVELOPMENT DISTRICTS IN THE APPALACHIAN REGION

13B/ Region 2—Planning and Development Council

P.O. Box 939
 Huntington, West Virginia 25712
 304-529-3357
 email: mcraig@ntelos.net
 Web site: <http://www.region2pdc.org>
Counties: Cabell, Lincoln, Logan, Mason, Mingo, Wayne

13C/ Region 3—B-C-K-P Regional Intergovernmental Council

315 D Street
 South Charleston, West Virginia 25303
 304-744-4258
 email: markfelton@wvregion3.org
 Web site: <http://www.wvregion3.org>
Counties: Boone, Clay, Kanawha, Putnam

13D/ Region 4—Planning and Development Council

425 Main Street, Suite A
 Summersville, West Virginia 26651
 304-872-4970
 email: r4wds@verizon.net
Counties: Fayette, Greenbrier, Nicholas, Pocahontas, Webster

13E/ Region 5—Mid-Ohio Valley Regional Council

P.O. Box 247
 Parkersburg, West Virginia 26102-0247
 304-422-4993
 email: jim.mylott@movrc.org
 Web site: <http://www.movrc.org>
Counties: Calhoun, Jackson, Pleasants, Ritchie, Roane, Tyler, Wirt, Wood

13F/ Region 6—Planning and Development Council

34 Mountain Park Drive
 White Hall, West Virginia 26554
 304-366-5693
 email: regionvi@regionvi.com
 Web site: <http://www.regionvi.com>
Counties: Doddridge, Harrison, Marion, Monongalia, Preston, Taylor

13G/ Region 7—Planning and Development Council

One Edmiston Way
 Suite 225
 Buckhannon, West Virginia 26201
 304-472-6564
 email: rwagner@regionvii.com
 Web site: <http://www.regionvii.com>
Counties: Barbour, Braxton, Gilmer, Lewis, Randolph, Tucker, Upshur

13H/ Region 8—Planning and Development Council

P.O. Box 849
 Petersburg, West Virginia 26847
 304-257-2448
 email: mail@regioneight.org
 Web site: <http://www.regioneight.org>
Counties: Grant, Hampshire, Hardy, Mineral, Pendleton

13I/ Region 9—Eastern Panhandle Regional Planning and Development Council

400 W. Stephen Street, Suite 301
 Martinsburg, West Virginia 25401
 304-263-1743
 email: info@region9wv.org
 Web site: <http://www.region9wv.org>
Counties: Berkeley, Jefferson, Morgan

Note: Parentheses indicate non-Appalachian counties and independent cities included with the development districts.

LOCAL DEVELOPMENT DISTRICTS IN THE APPALACHIAN REGION

13J/ Region 10—Bel-O-Mar Regional Council and Interstate Planning Commission

P.O. Box 2086

Wheeling, West Virginia 26003

304-242-1800

email: belomar@belomar.org

Web site: <http://www.belomar.org>

Counties: Marshall, Ohio, Wetzel; and Belmont County, Ohio

13K/ Region 11—Brooke-Hancock Regional Planning and Development Council

P.O. Box 82

Weirton, West Virginia 26062-0082

304-797-9666

email: jbrown@bhjmpc.org

Web site: <http://www.bhjmpc.org>

Counties: Brooke, Hancock

Note: Parentheses indicate non-Appalachian counties and independent cities included with the development districts.

Cover Photo:

Carroll County, Virginia

Photo by Ken Murray

*Authorization to reproduce this report in whole or in part is granted.
While permission to reprint this publication is not necessary, the citation should be:
Appalachian Regional Commission, Appalachian Regional Commission Performance
and Accountability Report, Fiscal Year 2007. Washington, D.C., July 2008.*

This report is available on ARC's Web site at www.arc.gov.

To order copies of the report, contact:

Appalachian Regional Commission

1666 Connecticut Avenue, NW, Suite 700

Washington, DC 20009-1068

Telephone: 202-884-7700

email: info@arc.gov

Web site: www.arc.gov

Production Staff

Diane Smith, General Editor

Kathryn Whiteman

Doris Charouel

Karen Entress