

Setting Up Your Digital-to-Analog Converter Box (Basic with twin-lead antenna wire)

FCC Consumer Facts

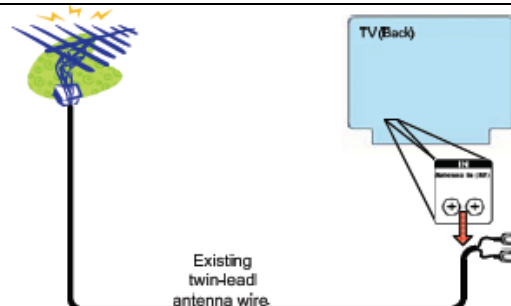
This Fact Sheet describes installation of a digital-to-analog-converter box if your TV set has twin-lead terminals for attaching the antenna, instead of a coaxial connector plug or port.



**Twin-lead
antenna wire**

Supplies: You will need your analog TV, the antenna you have been using (indoor or outdoor), the twin-lead wire that currently connects your antenna to your TV, and two adaptors or “matching transformers” as shown below. Before you begin the installation of the converter box, you should unplug the power from your TV.

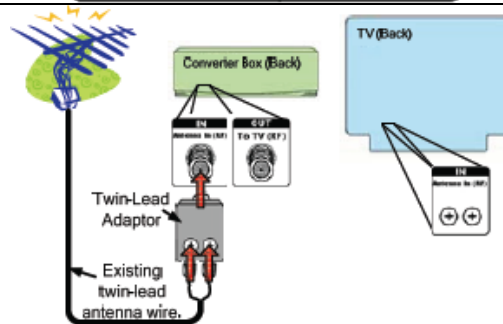
Step 1 Unscrew the existing twin-lead antenna wire from your TV “Antenna In” twin-lead terminals.



Step 2 Attach the existing twin-lead antenna wire to the twin-lead terminals on the twin-lead adaptor (like the image below). Then plug the adaptor’s coaxial connector into the “Antenna In (RF)” port on the Converter Box.



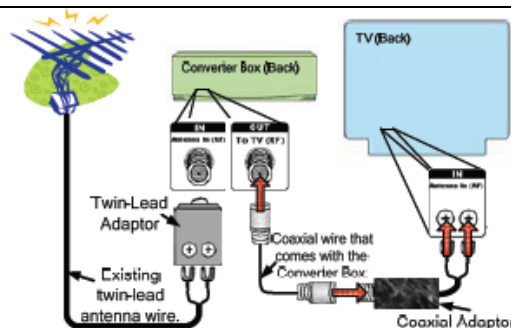
Twin-Lead Adaptor



Step 3 Using coaxial wire, plug one end into the “Out To TV (RF)” port on the Converter Box. Plug the other end into the coaxial port on the coaxial adaptor. Then attach the twin-lead output of the coaxial adaptor to your TV “Antenna In” twin-lead terminals.



Coaxial Adaptor



Step 4 Plug the power cords on your Converter Box and TV into a power outlet, and turn on your TV and Converter Box. Using the instructions that come with your Converter Box, tune your TV to channel 3 or 4. Using the remote that comes with your Converter Box, follow the on-screen set-up guide to scan for available DTV channels, and begin enjoying the benefits of Digital Television!

- If your Converter Box includes an “analog pass-through” feature, this set up will also allow you to receive any stations that still broadcast in analog in your area. Follow the instructions that come with your Converter Box for how to tune analog channels.
- For instructions on how to connect your converter box if it does not include an analog pass-through feature or for instructions on connecting your converter box to other components such as a VCR, go to www.dtv.gov or contact the FCC by e-mailing dtvinfo@fcc.gov; or calling 1-888-CALL-FCC (1-888-225-5322) voice or 1-888-TELL-FCC (1-888-835-5322) TTY.

06/09/08

This document is for consumer education purposes only and is not intended to affect any proceeding or cases involving this subject matter or related issues.