



**Buyers Health Care Action Group's Choice Plus 2000 report shows quality information (Getting care without long waits shown here) for care systems sorted into cost groups.**  
**Provided by Buyers Health Care Action Group**




**Adults' Care**

**Children's Care**

**Cost Group I \$**

 Children's Physician Hospital Organization	This Care System provides only children's care		10%	33%	57%	
 St. Croix Valley Healthcare	19%	36%	45%	15%	35%	50%
Wright/Sherburne County Physicians Hospital Org.	No results – insufficient numbers		No results – insufficient numbers			

**Cost Group II \$\$**

 Access Quality Care System	19%	41%	40%	19%	38%	43%
Atlina Care System	25%	39%	36%	20%	38%	42%
Aspen	25%	37%	38%	9%	39%	52%
Fairview Physician Associates	25%	34%	41%	18%	39%	43%
Family HealthServices Minnesota, P.A.	20%	36%	44%	17%	31%	52%
 HealthEast Care System	23%	36%	41%	18%	30%	52%
Hennepin Faculty Associates	14%	31%	55%	9%	29%	62%
Minnesota HealthCare Network	21%	36%	43%	17%	33%	50%
North Physicians Health Organization	20%	39%	41%	19%	36%	45%
 Park Nicollet/Methodist/HealthSystem Minnesota	24%	39%	37%	14%	38%	48%

**Cost Group III \$\$\$**

HealthPartners Regional Affiliated	26%	39%	35%	20%	40%	40%
HealthPartners Medical Group	19%	37%	44%	12%	37%	51%
University of Minnesota Physicians Care System	No results – Care System is new		No results – Care System is new			

 **Quality Award Winner**  
 See page 6 for details about Choice Plus quality awards