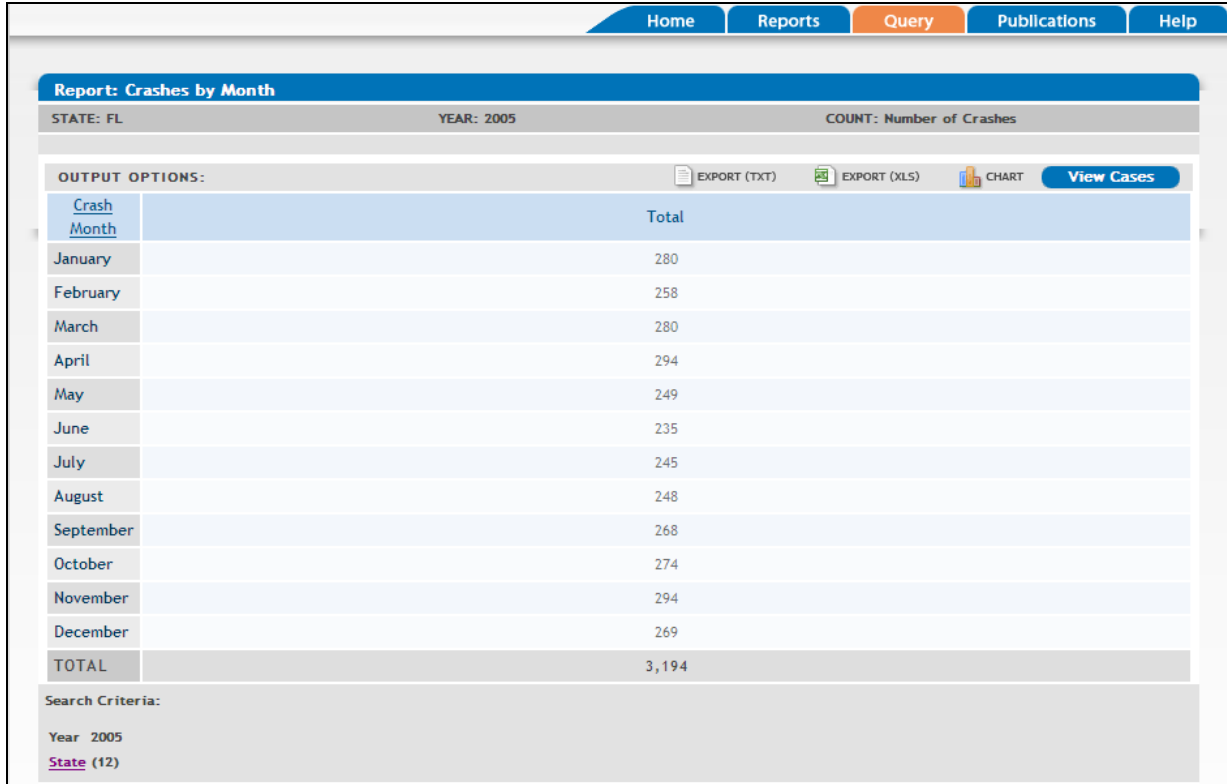


# **Univariate Reports**

## **Final Reports**

# Univariate Reports

## Exercise 1: Crashes by Month



Report: Crashes by Month

STATE: FL      YEAR: 2005      COUNT: Number of Crashes

OUTPUT OPTIONS:      EXPORT (TXT)      EXPORT (XLS)      CHART      View Cases

Crash Month	Total
January	280
February	258
March	280
April	294
May	249
June	235
July	245
August	248
September	268
October	274
November	294
December	269
TOTAL	3,194

Search Criteria:

Year 2005

State (12)

# Univariate Reports

## Exercise 2: Fatalities by Crash Month

Home Reports Query Publications Help

**Report: Fatalities by Crash Month**

STATE: FL YEAR: 2005 COUNT: Number of Persons

OUTPUT OPTIONS: EXPORT (TXT) EXPORT (XLS) CHART View Cases

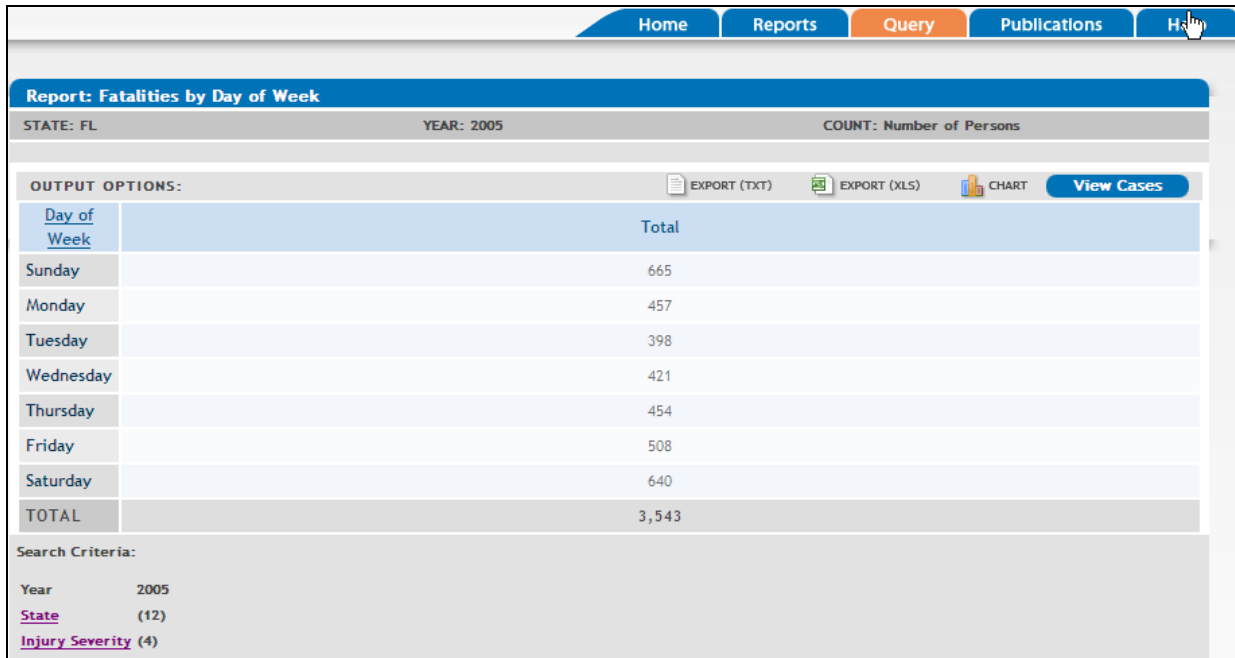
Crash Month	Total
January	321
February	295
March	308
April	322
May	279
June	264
July	263
August	271
September	291
October	305
November	330
December	294
<b>TOTAL</b>	<b>3,543</b>

Search Criteria:

Year 2005  
State (12)  
Injury Severity (4)

## Univariate Reports

### Exercise 3: Fatalities by Day of Week



Report: Fatalities by Day of Week

STATE: FL      YEAR: 2005      COUNT: Number of Persons

OUTPUT OPTIONS:      EXPORT (TXT)      EXPORT (XLS)      CHART      View Cases

Day of Week	Total
Sunday	665
Monday	457
Tuesday	398
Wednesday	421
Thursday	454
Friday	508
Saturday	640
TOTAL	3,543

Search Criteria:

Year      2005

State      (12)

Injury Severity      (4)

## Univariate Reports

### Exercise 4: Motorcycle Occupant Fatalities by County

(Page 1 of 2)

Report: Motorcycle Occupant Fatalities by County	
STATE: FL	YEAR: 2005
COUNT: Number of Persons	
OUTPUT OPTIONS: <a href="#">EXPORT (TXT)</a> <a href="#">EXPORT (XLS)</a> <a href="#">CHART</a> <a href="#">View Cases</a>	
County	Total
ALACHUA (1)	1
BAKER (3)	1
BAY (5)	1
BREVARD (9)	13
BROWARD (11)	42
CHARLOTTE (15)	14
CITRUS (17)	3
CLAY (19)	5
COLLIER (21)	2
COLUMBIA (23)	1
DUVAL (31)	22
ESCAMBIA (33)	9
FLAGLER (35)	3
GILCHRIST (41)	1
GULF (45)	1
HENDRY (51)	1
HERNANDO (53)	4
HIGHLANDS (55)	4
HILLSBOROUGH (57)	42
HOLMES (59)	1
INDIAN RIVER (61)	3
JACKSON (63)	1
LAKE (69)	12
LEE (71)	15
LEON (73)	4
LEVY (75)	4
MANATEE (81)	9
MARION (83)	15

## Univariate Reports

### Exercise 4: Motorcycle Occupant Fatalities by County

(Page 2 of 2)

MARTIN (85)	3
MIAMI_DADE(86)	46
MONROE (87)	2
OKALOOSA (91)	4
OKEECHOBEE (93)	1
ORANGE (95)	24
OSCEOLA (97)	6
PALM BEACH (99)	27
PASCO (101)	11
PINELLAS (103)	18
POLK (105)	17
PUTNAM (107)	3
ST JOHNS (109)	7
ST LUCIE (111)	6
SANTA ROSA (113)	4
SARASOTA (115)	6
SEMINOLE (117)	6
SUMTER (119)	1
UNION (125)	1
VOLUSIA (127)	37
WAKULLA (129)	1
WALTON (131)	3
WASHINGTON (133)	1
TOTAL	469

Search Criteria:

Year 2005

State (12)

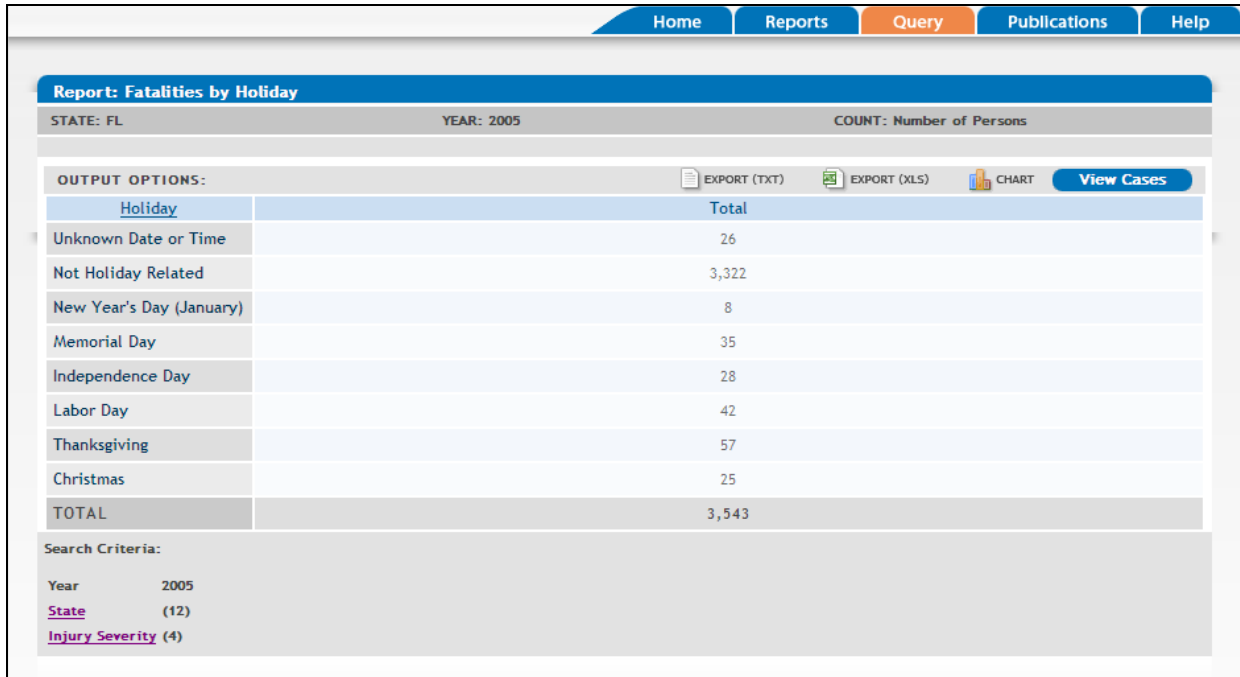
Injury Severity (4)

Person Type (1, 2, 9)

Body Type (80, 81, 82, 83, 88, 89)

# Univariate Reports

## Exercise 5: Fatalities by Holiday



Home Reports Query Publications Help

**Report: Fatalities by Holiday**

STATE: FL YEAR: 2005 COUNT: Number of Persons

OUTPUT OPTIONS: EXPORT (TXT) EXPORT (XLS) CHART View Cases

Holiday	Total
Unknown Date or Time	26
Not Holiday Related	3,322
New Year's Day (January)	8
Memorial Day	35
Independence Day	28
Labor Day	42
Thanksgiving	57
Christmas	25
TOTAL	3,543

Search Criteria:

Year 2005

State (12)

Injury Severity (4)

## Univariate Reports

### Exercise 6: Pedestrian Fatalities by County

(Page 1 of 2)

Report: Pedestrian Fatalities by County	
STATE: FL	YEAR: 2005
COUNT: Number of Persons	
OUTPUT OPTIONS: <a href="#">EXPORT (TXT)</a> <a href="#">EXPORT (XLS)</a> <a href="#">CHART</a> <a href="#">View Cases</a>	
County	Total
ALACHUA (1)	7
BAY (5)	8
BRADFORD (7)	2
BREVARD (9)	18
BROWARD (11)	43
CHARLOTTE (15)	6
CITRUS (17)	4
CLAY (19)	6
COLLIER (21)	5
COLUMBIA (23)	2
DUVAL (31)	34
ESCAMBIA (33)	12
FLAGLER (35)	2
GADSDEN (39)	2
HARDEE (49)	3
HENDRY (51)	3
HERNANDO (53)	3
HIGHLANDS (55)	5
HILLSBOROUGH (57)	28
INDIAN RIVER (61)	3
LAKE (69)	9
LEE (71)	31
LEON (73)	4
LEVY (75)	1
MANATEE (81)	9
MARION (83)	12



## Univariate Reports

### Exercise 6: Pedestrian Fatalities by County

(Page 2 of 2)

MARTIN (85)	6
MIAMI_DADE(86)	79
MONROE (87)	3
NASSAU (89)	2
OKALOOSA (91)	6
OKEECHOBEE (93)	3
ORANGE (95)	43
OSCEOLA (97)	8
PALM BEACH (99)	33
PASCO (101)	16
PINELLAS (103)	30
POLK (105)	25
PUTNAM (107)	4
ST JOHNS (109)	2
ST LUCIE (111)	11
SANTA ROSA (113)	1
SARASOTA (115)	11
SEMINOLE (117)	9
SUMTER (119)	1
SUWANNEE (121)	1
TAYLOR (123)	1
VOLUSIA (127)	17
WALTON (131)	2
TOTAL	576

Search Criteria:

Year 2005  
State (12)  
Injury Severity (4)  
Person Type (5)

## Univariate Reports

### Exercise 7: Vehicle Body Type by Fatal Injury at Work

Home Reports **Query** Publications Help

**Report: Vehicle Body Type for Fatal Injury at Work**

STATE: FL YEAR: 2005 COUNT: Number of Vehicles/Drivers

OUTPUT OPTIONS: EXPORT (TXT) EXPORT (XLS) CHART **View Cases**

Body Type	Total
4-door sedan, hardtop	3
Compact utility (Jeep CJ-2-CJ-7, Scrambler, Golden Eagle, Renegade, Laredo, Wrangler, .....)	2
Minivan (Chrysler Town and Country, Caravan, Grand Caravan, Voyager, Grand Voyager, Mini-Ram, ...)	1
Large Van (B150-B350, Sportsman, Royal Maxiwagon, Ram, Tradesman, Voyager [83 and before], .....)	1
Standard pickup (GVWR 4,500 to 10,00 lbs.)(Jeep Pickup, Comanche, Ram Pickup, D100-D350, .....)	5
Unknown (pickup style) light conventional truck type	1
Cab chassis based (includes light stake, light dump, light tow, rescue vehicles)	1
Single unit straight truck (10,000 lbs < GVWR < or= 19,500 lbs)	5
Single unit straight truck (19,500 lbs < GVWR < or= 26,000 lbs.)	3
Single unit straight truck (GVWR > 26,000 lbs.)	13
Truck-tractor (Cab only, or with any number of trailing unit; any weight)	14
Motorcycle	1
Unknown body type	2
<b>TOTAL</b>	<b>52</b>

Search Criteria:

Year 2005

State (12)

Fatal Injury At Work (1)

**Exercise 8: Number of Fatalities Occurring in Intersections by County**  
 (Page 1 of 2)

<span>Home</span> <span>Reports</span> <span>Query</span> <span>Publications</span>		
<b>Report: Number of Fatalities Occurring in Intersections by County</b>		
STATE: FL	YEAR: 2005	COUNT: Number of Persons
OUTPUT OPTIONS:		EXPORT (TXT)   EXPORT (XLS)   CHART   View C
County		Total
ALACHUA (1)		4
BAKER (3)		4
BAY (5)		12
BRADFORD (7)		2
BREVARD (9)		19
BROWARD (11)		67
CHARLOTTE (15)		23
CITRUS (17)		6
CLAY (19)		8
COLLIER (21)		7
COLUMBIA (23)		2
DE SOTO (27)		2
DIXIE (29)		3
DUVAL (31)		34
ESCAMBIA (33)		21
FLAGLER (35)		4
GADSDEN (39)		2
HARDEE (49)		4
HENDRY (51)		6
HERNANDO (53)		5
HIGHLANDS (55)		6
HILLSBOROUGH (57)		54
INDIAN RIVER (61)		15
JACKSON (63)		5
LAKE (69)		21
LEE (71)		44
LEON (73)		10
LEVY (75)		7
MADISON (79)		1
MANATEE (81)		23
MARION (83)		22

## Univariate Reports

### Exercise 8: Number of Fatalities Occurring in Intersections by County (Page 2 of 2)

MARTIN (85)	7
MIAMI_DADE(86)	115
MONROE (87)	1
NASSAU (89)	3
OKALOOSA (91)	11
OKEECHOBEE (93)	1
ORANGE (95)	55
OSCEOLA (97)	10
PALM BEACH (99)	59
PASCO (101)	29
PINELLAS (103)	39
POLK (105)	45
PUTNAM (107)	3
ST JOHNS (109)	10
ST LUCIE (111)	7
SANTA ROSA (113)	6
SARASOTA (115)	16
SEMINOLE (117)	9
SUMTER (119)	3
SUWANNEE (121)	2
TAYLOR (123)	1
UNION (125)	1
VOLUSIA (127)	27
WAKULLA (129)	1
WALTON (131)	7
TOTAL	911

Search Criteria:

Year	2005
State	(12)
Relation To Junction	(2, 10)
Injury Severity	(4)

## Univariate Reports

### Exercise 9: Drivers Involved in Fatal Crashes by License State

(Page 1 of 2)

Report: Drivers Involved in Fatal Crashes by License State	
STATE: FL	YEAR: 2005
COUNT: Number of Vehicles/Drivers	
OUTPUT OPTIONS: <a href="#">EXPORT (TXT)</a> <a href="#">EXPORT (XLS)</a> <a href="#">CHART</a> <a href="#">View Cases</a>	
License State	Total
Blank	15
Alabama	46
Alaska	1
Arizona	3
California	7
Connecticut	7
Delaware	1
District of Columbia	2
Florida	4,447
Georgia	56
Illinois	13
Indiana	10
Iowa	2
Kansas	4
Kentucky	6
Louisiana	8
Maine	2
Maryland	6
Massachusetts	12
Michigan	16
Minnesota	2
Mississippi	7
Missouri	6
New Hampshire	2

## Univariate Reports

### Exercise 9: Drivers Involved in Fatal Crashes by License State

(Page 2 of 2)

New Jersey	10
New Mexico	2
New York	26
North Carolina	19
North Dakota	1
Ohio	14
Oklahoma	5
Oregon	1
Pennsylvania	26
Rhode Island	3
South Carolina	9
South Dakota	1
Tennessee	13
Texas	22
Virginia	11
Washington	3
West Virginia	2
Wisconsin	4
Wyoming	1
Canada	7
Mexico	6
Other Foreign Country	4
Unknown	143
<b>TOTAL</b>	<b>5,014</b>

Search Criteria:

Year 2005

[State](#) (12)

## Univariate Reports

### Exercise 10: Vehicles Involved by Rollover Occurrence

Home Reports Query Publications Help

**Report: Vehicles Involved by Rollover Occurrence**

STATE: FL YEAR: 2005 COUNT: Number of Vehicles/Drivers

OUTPUT OPTIONS: EXPORT (TXT) EXPORT (XLS) CHART View Cases

<u>Rollover</u>	Total
Not Rollover	4,233
First Event	266
Subsequent Event	515
TOTAL	5,014

Search Criteria:  
Year 2005  
State (12)