

State Injury Profile for South Dakota

The CDC State Injury Profiles

Gathering and sharing reliable data about the broad range of public health problems is among the many ways the Centers for Disease Control and Prevention protect the safety and health of Americans.

Policy makers and health care workers need access to the best, most current data available so they can make informed decisions about where to allocate limited resources to prevent diseases and injuries. Yet, many people find statistics difficult to understand and interpret. This State Injury Profile offers an easier way to look at statistics. Through maps and graphs, the Profile clearly shows how this state compares with others in the nation and what injury problems are most pressing.

CDC's National Center for Injury Prevention and Control gathers data about a broad range of intentional and unintentional injuries or what many people call 'violence' and 'accidents.' Injuries affect everyone. Injury is the leading cause of death for all Americans ages one to 34, and injury remains one of the leading causes of death, no matter how long someone may live.

Maps and graphs in this State Injury Profile show this state's death rates from in falls, poisoning, drowning, suffocation, fires and burns, suicide, homicide, traumatic brain injury and injuries related to firearms. The graphics show how this state compares with others and with mortality rates in the United States as a whole. You will also find a table showing the Ten Leading Causes of Death for the United States and for this state. **New this year** is a county-by-county map showing locations with higher death rates for each type of injury.

In addition to injury data, you'll also find a list of all CDC-funded injury prevention and research programs in this state for 2001.

DEPARTMENT OF HEALTH AND HUMAN SERVICES

Centers for Disease Control and Prevention
National Center for Injury Prevention and Control

To learn more

After you page through the State Injury Profile, if you want to know more, CDC has made it easy for you to find additional information about any injury and public health. Simply visit www.cdc.gov/ncipc. Or call the CDC National Center for Injury Prevention and Control, Office of Planning, Evaluation and Legislation at 1-770-488-4936.

These other resources offered or funded by the CDC may also interest you:

General information about injury in America

Customized data reports, www.cdc.gov/ncipc/wisqars

Consumer facts and tip sheets, www.cdc.gov/ncipc/safeusa or call the SafeUSA hotline toll free at 1-800-252-7751.

Intentional Injury

National Resource Center on Domestic Violence, 1-800-537-2238

National Sexual Violence Resource Center, www.nsvrc.org, or call 1-877-739-3895

National Violence Against Women Prevention Research Center, www.violenceagainstwomen.org, or call 1-843-792-2945

National Youth Violence Prevention Resource Center, www.safeyouth.org, or call 1-866-SAFEYOUTH (723-3968)

Violence Against Women Electronic Network (VAWnet), www.vawnet.org, or call 1-800-537-2238

Unintentional Injury

National Program for Playground Safety, www.uni.edu/playground, or call 1-800-554-PLAY (7529)

National Resource Center on Aging and Injury, www.nrcai.org or call 1-619-594-0986

State Injury Profile for South Dakota 1989-1998

SAFER·HEALTHIER·PEOPLE™

United States

10 Leading Causes of Deaths by Age Group: 1996-1998

Rank	Age Groups										Total
	<1	1-4	5-9	10-14	15-24	25-34	35-44	45-54	55-64	65+	
1	Congenital Anomalies 18,771	Unintentional Injuries 6,087	Unintentional Injuries 4,666	Unintentional Injuries 5,392	Unintentional Injuries 40,525	Unintentional Injuries 37,468	Malignant Neoplasms 51,170	Malignant Neoplasms 135,803	Malignant Neoplasms 260,166	Heart Disease 1,824,785	Heart Disease 2,185,194
2	Short Gestation 11,928	Congenital Anomalies 1,791	Malignant Neoplasms 1,557	Malignant Neoplasms 1,514	Homicide 18,200	Suicide 16,898	Unintentional Injuries 43,925	Heart Disease 105,367	Heart Disease 198,361	Malignant Neoplasms 1,150,087	Malignant Neoplasms 1,620,642
3	SIDS 8,863	Malignant Neoplasms 1,227	Congenital Anomalies 662	Suicide 918	Suicide 12,679	Homicide 15,068	Heart Disease 40,037	Unintentional Injuries 31,208	Bronchitis Emphysema Asthma 30,317	Cerebro-vascular 419,998	Cerebro-vascular 478,181
4	Respiratory Distress Synd. 3,958	Homicide 1,194	Homicide 523	Homicide 908	Malignant Neoplasms 4,976	HIV 14,953	HIV 26,456	Cerebro-vascular 17,196	Cerebro-vascular 29,005	Bronchitis Emphysema Asthma 283,777	Bronchitis Emphysema Asthma 327,640
5	Maternal Complications 3,836	Heart Disease 643	Heart Disease 413	Congenital Anomalies 613	Heart Disease 3,124	Malignant Neoplasms 13,837	Suicide 20,308	Liver Disease 16,797	Diabetes 25,504	Pneumonia & Influenza 235,529	Unintentional Injuries 288,427
6	Placenta Cord Membranes 2,870	Pneumonia & Influenza 494	Pneumonia & Influenza 218	Heart Disease 560	Congenital Anomalies 1,252	Heart Disease 9,843	Homicide 11,138	Suicide 14,916	Unintentional Injuries 21,316	Diabetes 142,639	Pneumonia & Influenza 262,047
7	Perinatal Infections 2,348	Septicemia 245	HIV 194	Bronchitis Emphysema Asthma 287	HIV 883	Cerebro-vascular 2,068	Liver Disease 10,518	Diabetes 12,979	Liver Disease 15,844	Unintentional Injuries 95,191	Diabetes 189,154
8	Unintentional Injuries 2,323	HIV 233	Bronchitis Emphysema Asthma 159	Pneumonia & Influenza 180	Bronchitis Emphysema Asthma 677	Diabetes 1,903	Cerebro-vascular 8,159	HIV 12,892	Pneumonia & Influenza 11,228	Alzheimer's Disease 65,647	Suicide 92,013
9	Pneumonia & Influenza 1,358	Perinatal Period 210	Benign Neoplasms 134	Cerebro-vascular 140	Pneumonia & Influenza 638	Pneumonia & Influenza 1,633	Diabetes 5,622	Bronchitis Emphysema Asthma 8,467	Suicide 8,834	Nephritis 65,296	Nephritis 75,817
10	Intrauterine Hypoxia 1,341	Benign Neoplasms 188	Cerebro-vascular 102	HIV 139	Cerebro-vascular 533	Liver Disease 1,592	Pneumonia & Influenza 4,255	Pneumonia & Influenza 6,493	Septicemia 5,704	Septicemia 54,428	Liver Disease 75,414

United States Total Number of Injury Deaths

<u>Cause</u>	<u>Deaths</u>	<u>Percent</u>
Unintentional Injury	288,427	65.6%
Intentional	151,102	34.4%
Total (1996-1998)	439,529	100.0%

Average Number of Injury Deaths per Year
In the United States = **146,510**

South Dakota

10 Leading Causes of Deaths by Age Group: 1996-1998

Rank	Age Groups										
	<1	1-4	5-9	10-14	15-24	25-34	35-44	45-54	55-64	65+	Total
1	Congenital Anomalies 50	Unintentional Injuries 28	Unintentional Injuries 15	Unintentional Injuries 38	Unintentional Injuries 158	Unintentional Injuries 108	Unintentional Injuries 129	Malignant Neoplasms 299	Malignant Neoplasms 637	Heart Disease 5,561	Heart Disease 6,435
2	SIDS 50	Malignant Neoplasms 5	Malignant Neoplasms 8	Malignant Neoplasms 6	Suicide 79	Suicide 62	Malignant Neoplasms 108	Heart Disease 251	Heart Disease 490	Malignant Neoplasms 3,541	Malignant Neoplasms 4,653
3	Short Gestation 14	Congenital Anomalies 4	Bronchitis Emphysema Asthma 1	Suicide 4	Malignant Neoplasms 17	Malignant Neoplasms 31	Heart Disease 90	Unintentional Injuries 90	Bronchitis Emphysema Asthma 68	Cerebro-vascular 1,463	Cerebro-vascular 1,592
4	Maternal Complications 13	Pneumonia & Influenza 4	Cerebro-vascular 1	Bronchitis Emphysema Asthma 3	Homicide 12	Heart Disease 22	Suicide 76	Liver Disease 48	Unintentional Injuries 66	Bronchitis Emphysema Asthma 848	Unintentional Injuries 1,008
5	Respiratory Distress Synd. 12	Heart Disease 3	Heart Disease 1	Homicide 3	Heart Disease 10	Liver Disease 9	Diabetes 26	Suicide 47	Cerebro-vascular 65	Pneumonia & Influenza 782	Bronchitis Emphysema Asthma 947
6	Unintentional Injuries 10	Homicide 3	Perinatal Period 1	Pneumonia & Influenza 2	Congenital Anomalies 5	Diabetes 8	Liver Disease 24	Cerebro-vascular 39	Diabetes 57	Diabetes 453	Pneumonia & Influenza 838
7	Pneumonia & Influenza 9	Cerebro-vascular 1	Pneumonia & Influenza 1	Congenital Anomalies 1	Bronchitis Emphysema Asthma 2	Homicide 8	Cerebro-vascular 16	Diabetes 35	Suicide 35	Unintentional Injuries 366	Diabetes 581
8	Perinatal Infections 6	HIV 1		Heart Disease 1	Diabetes 2	HIV 7	Homicide 11	Bronchitis Emphysema Asthma 19	Liver Disease 33	Nephritis 223	Suicide 366
9	Placenta Cord Membranes 6	Meningo-coccal 1		Meningitis 1	Pneumonia & Influenza 2	Nephritis 4	HIV 10	Pneumonia & Influenza 8	Pneumonia & Influenza 21	Alzheimer's Disease 219	Nephritis 242
10	2 Tied			Meningo-coccal 1		Pneumonia & Influenza 4	Viral Hepatitis 6	Septicemia 6	Septicemia 12	Atherosclerosis 151	Alzheimer's Disease 222

South Dakota Total Number of Injury Deaths

<u>Cause</u>	<u>Deaths</u>	<u>Percent</u>
Unintentional Injury	1,008	70.9%
Intentional Injury	414	29.1%
Total (1996-1998)	1,422	100.0%

Average Number of Injury Deaths per Year
In South Dakota = **474**

1996-1998 Leading Causes of Death

Unintentional Injury

United States Unintentional Injury

<u>Cause</u>	<u>Deaths</u>	<u>Percent</u>
MV Traffic	127,053	44.1%
Fall	35,745	12.4%
Poisoning	30,474	10.6%
Suffocation	13,325	4.6%
Drowning	12,416	4.3%
Fire/Burn	10,809	3.7%
Other Causes	<u>58,605</u>	<u>20.3%</u>
	288,427	100.0%

South Dakota Only Unintentional Injury

<u>Cause</u>	<u>Deaths</u>	<u>Percent</u>
MV Traffic	468	46.4%
Fall	194	19.2%
Poisoning	48	4.8%
Drowning	46	4.6%
Suffocation	31	3.1%
Other Causes	<u>221</u>	<u>21.9%</u>
	1,008	100.0%

Intentional Injury

United States Suicide

<u>Cause</u>	<u>Deaths</u>	<u>Percent</u>
Firearm	53,156	57.8%
Suffocation	16,469	17.9%
Poisoning	15,280	16.6%
Other Causes	<u>7,108</u>	<u>7.7%</u>
	92,013	100.0%

South Dakota Only Suicide

<u>Cause</u>	<u>Deaths</u>	<u>Percent</u>
Firearm	219	59.8%
Suffocation	74	20.2%
Poisoning	62	16.9%
Other Causes	<u>11</u>	<u>3.0%</u>
	366	99.9%

United States Homicide and Legal Intervention

<u>Cause</u>	<u>Deaths</u>	<u>Percent</u>
Firearm	39,951	67.6%
Cut/Pierce	6,955	11.8%
Suffocation	2,147	3.6%
Other Causes	<u>10,036</u>	<u>17.0%</u>
	59,089	100.0%

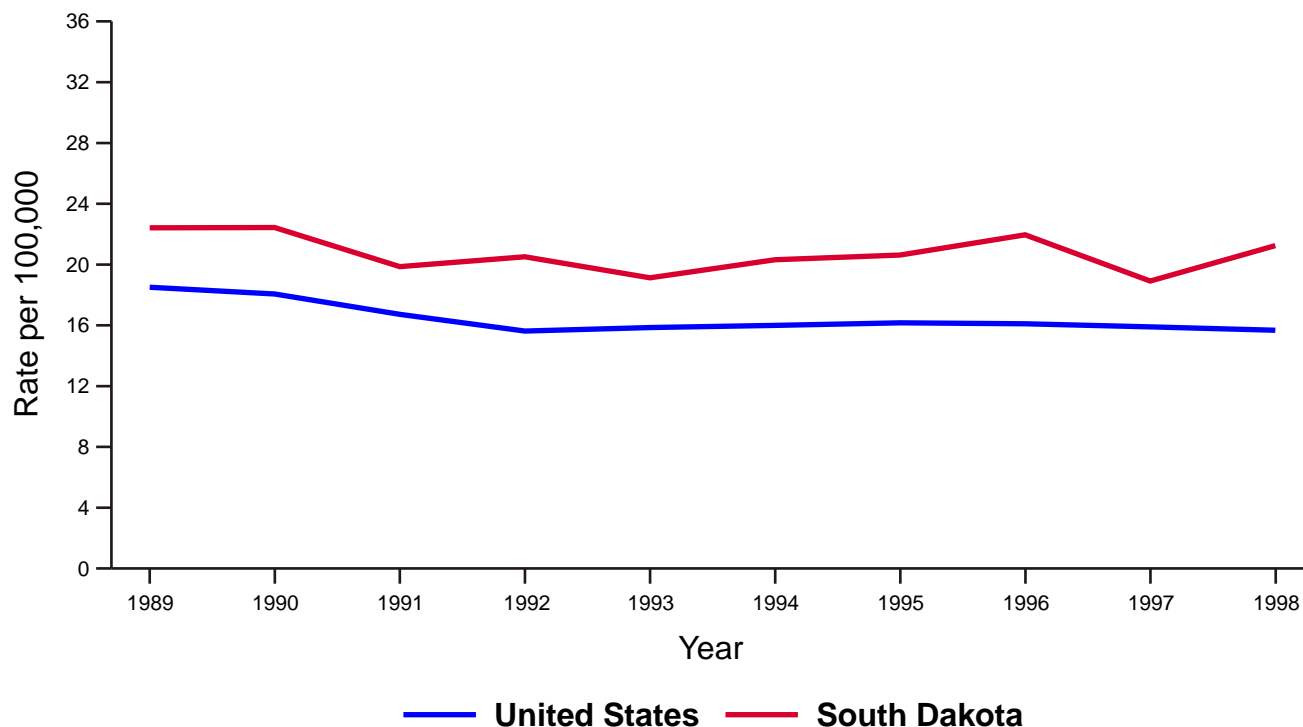
South Dakota Only Homicide and Legal Intervention

<u>Cause</u>	<u>Deaths</u>	<u>Percent</u>
Cut/Pierce	14	29.2%
Firearm	13	27.1%
Suffocation	2	4.2%
Other Causes	<u>19</u>	<u>39.6%</u>
	48	100.1%

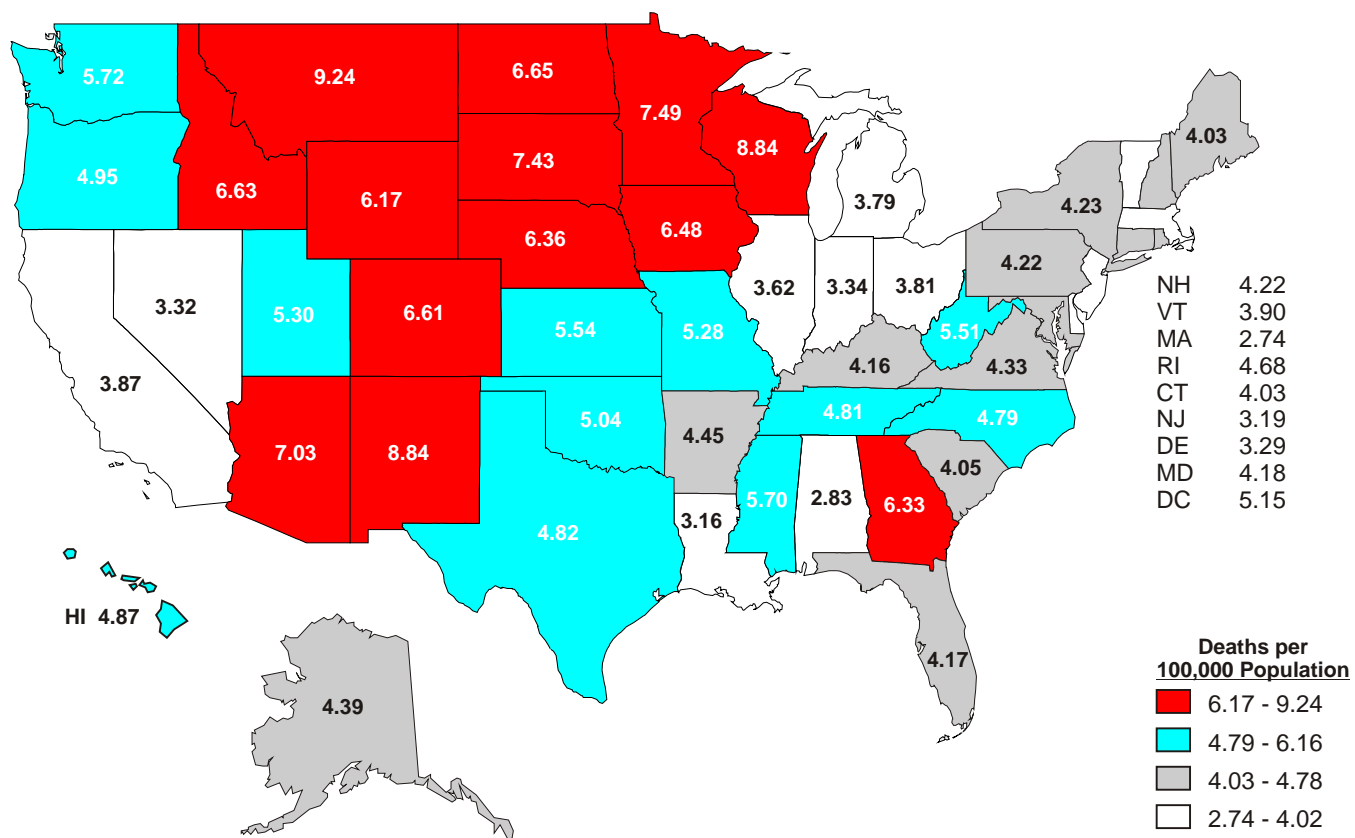
Unintentional Motor Vehicle, Traffic-Related Death Rates United States, 1996-1998



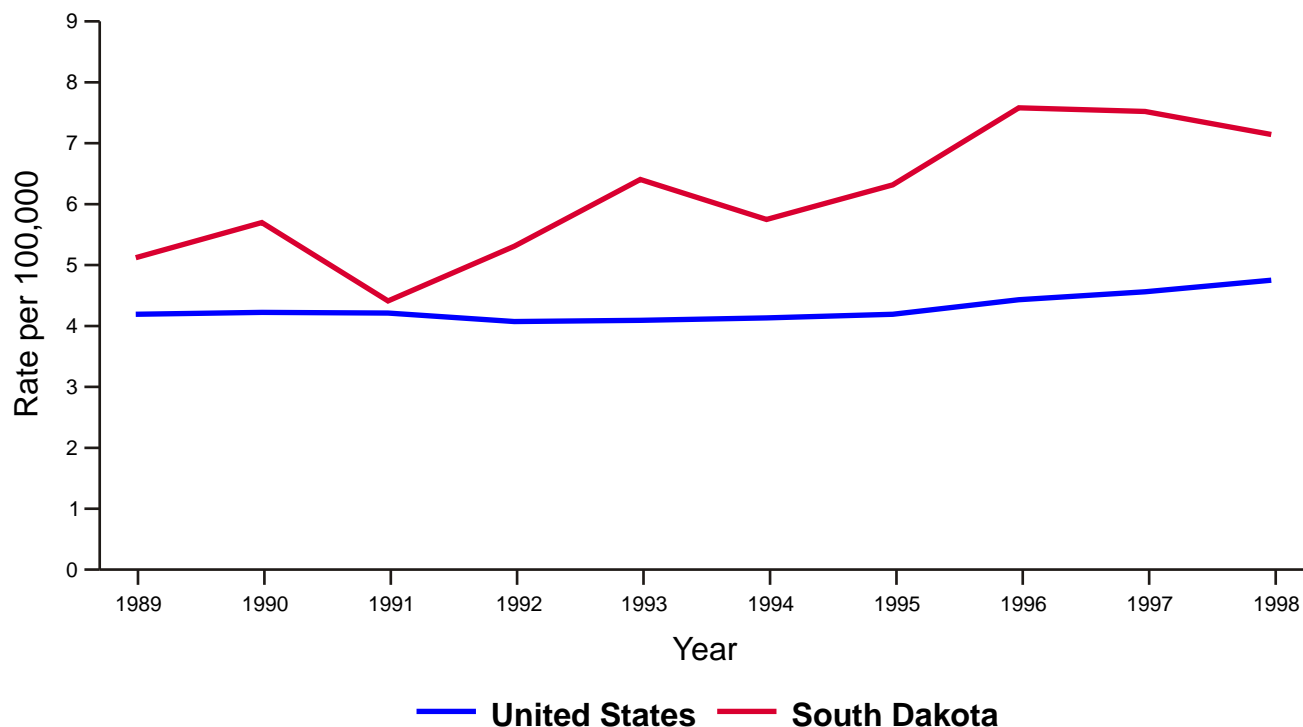
United States and South Dakota 1989-1998



Unintentional Fall Death Rates United States, 1996-1998



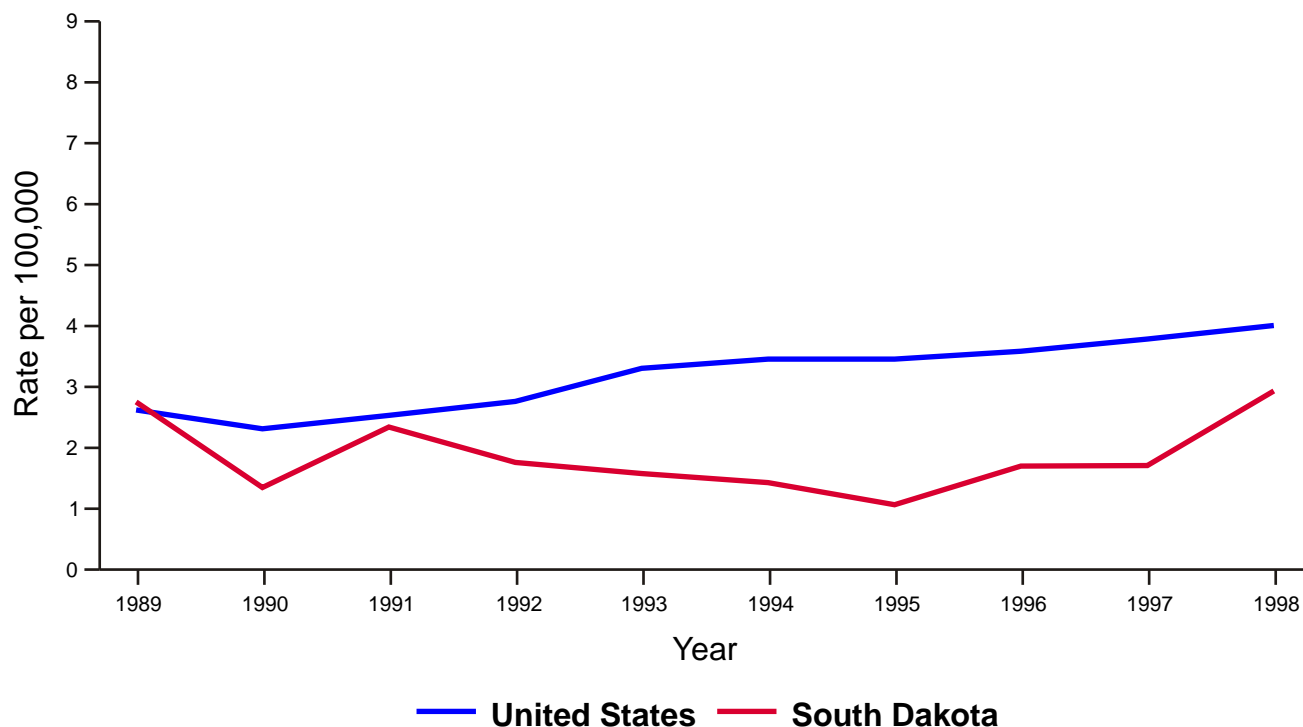
United States and South Dakota 1989-1998



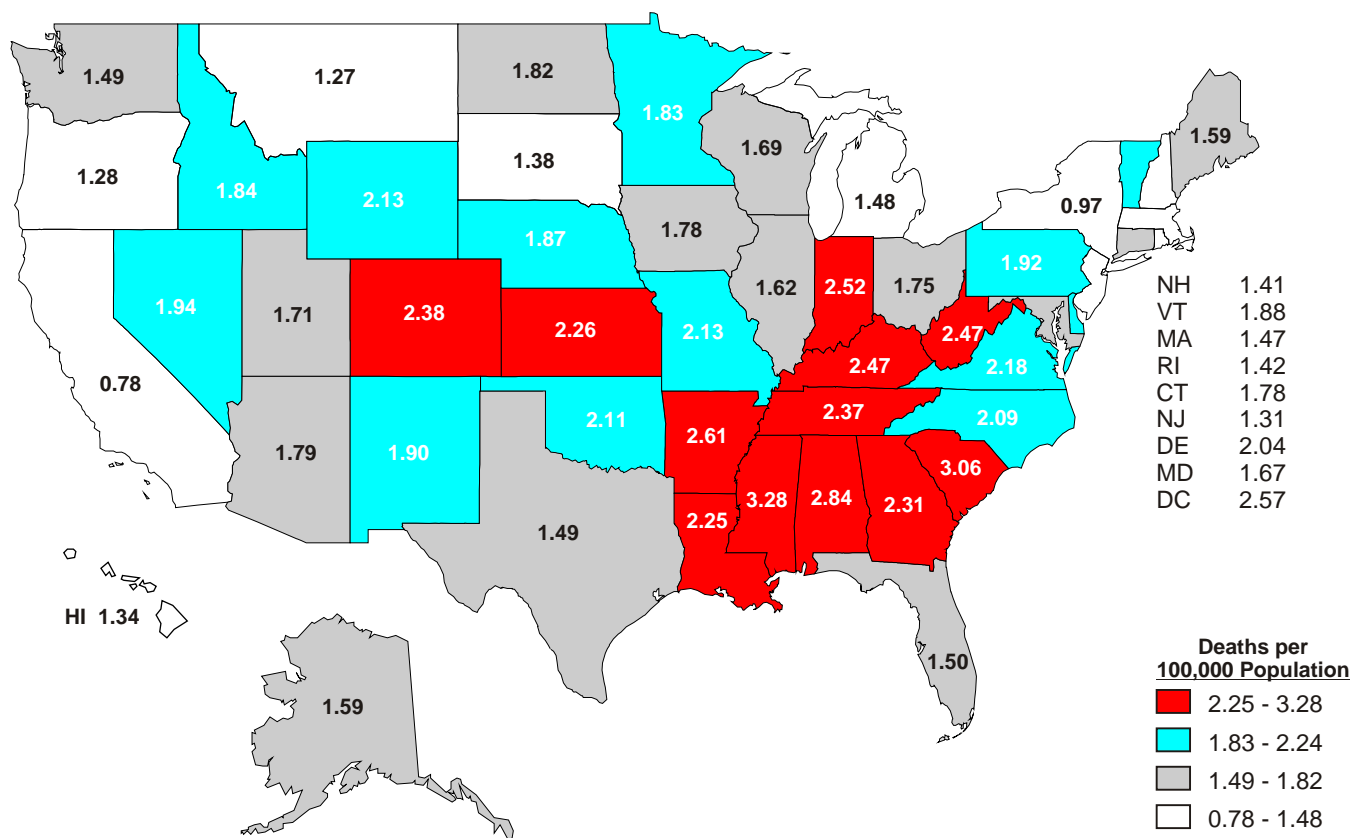
Unintentional Poisoning Death Rates United States, 1996-1998



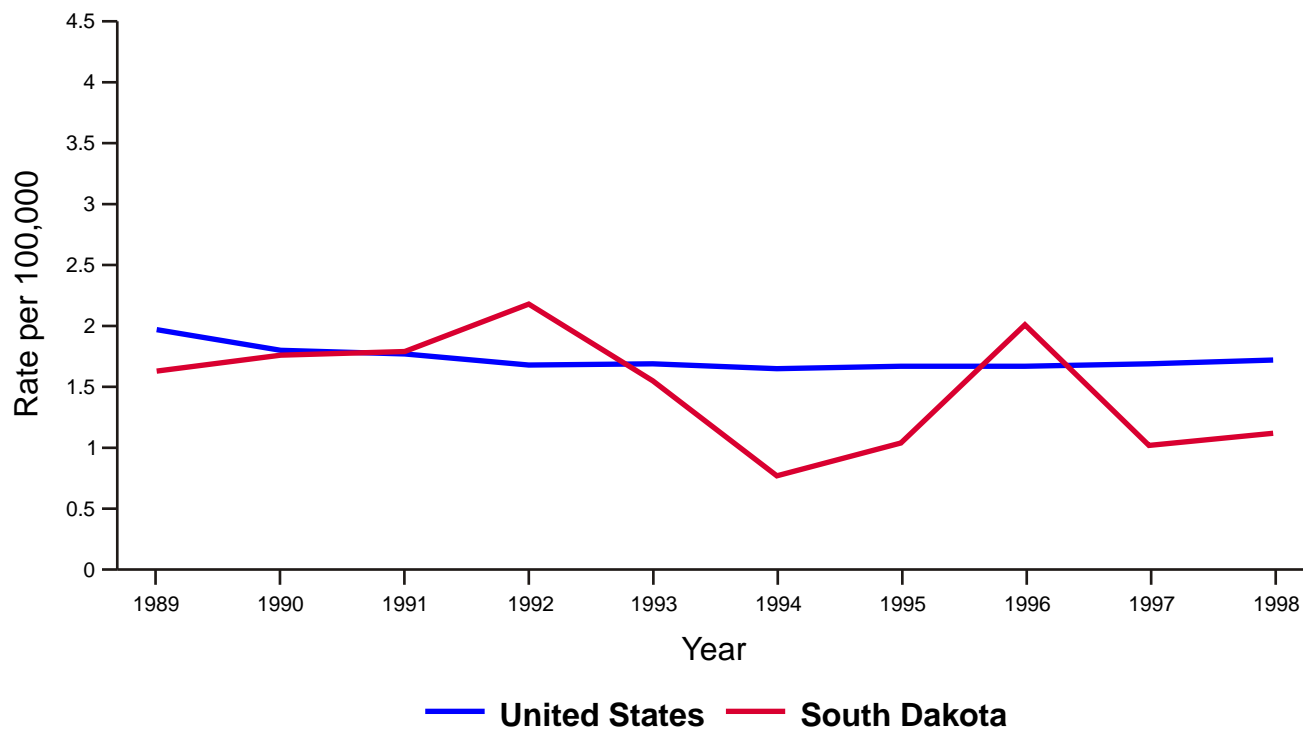
United States and South Dakota 1989-1998



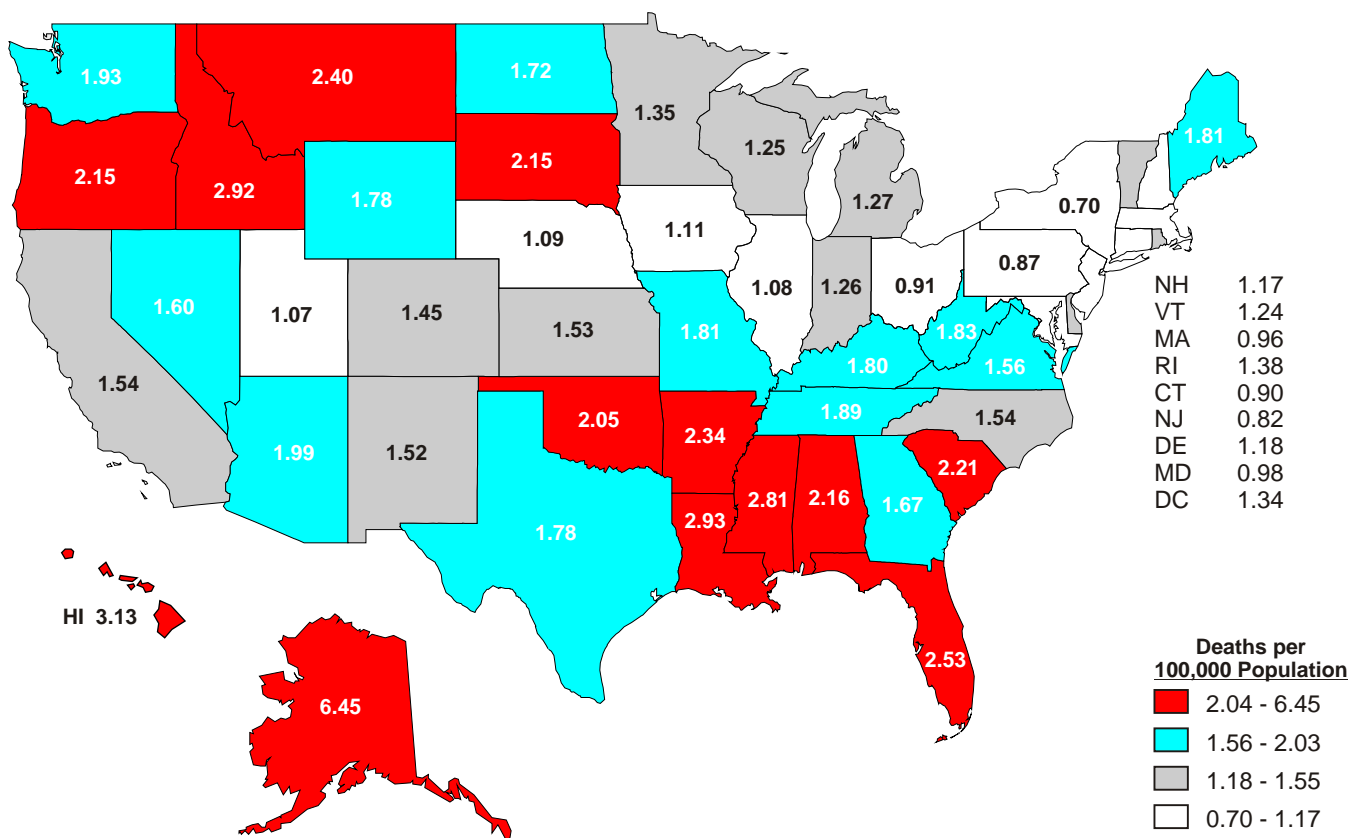
Unintentional Suffocation Death Rates United States, 1996-1998



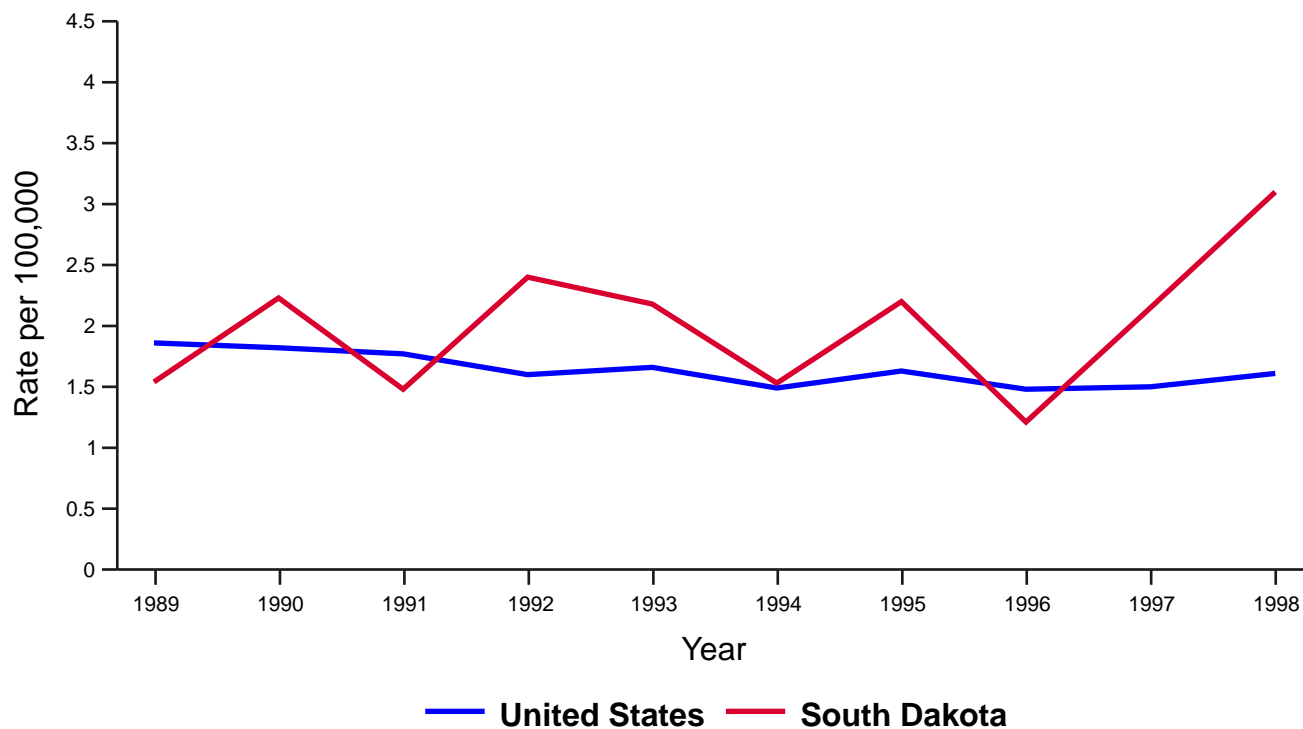
United States and South Dakota 1989-1998



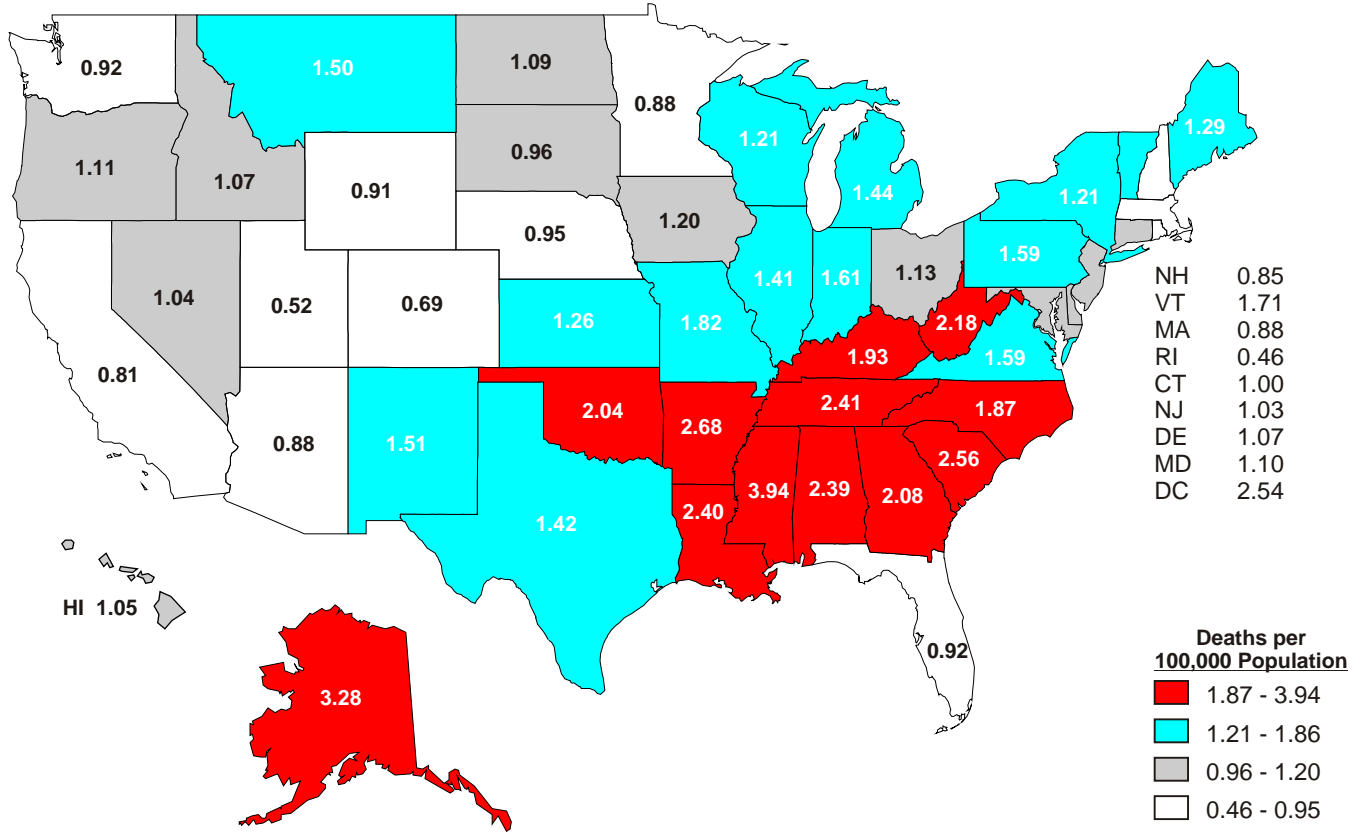
Unintentional Drowning Death Rates United States, 1996-1998



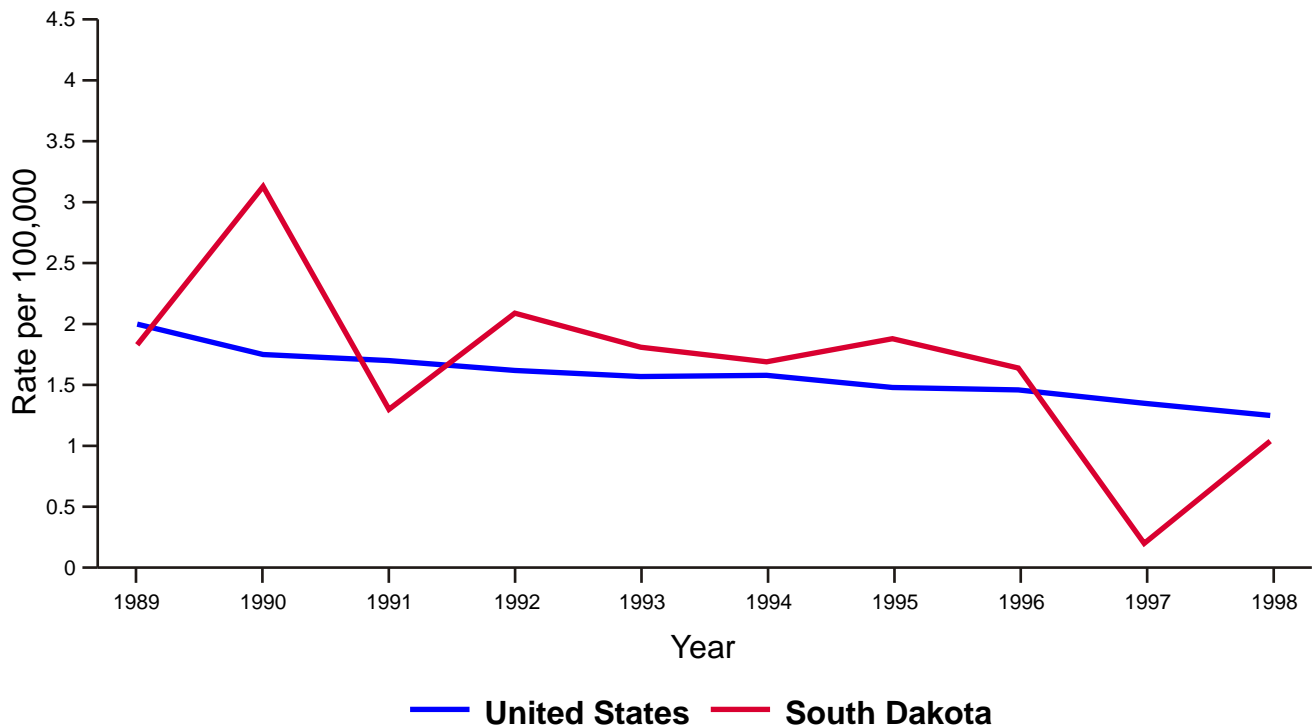
United States and South Dakota 1989-1998



Unintentional Fire and Burn-Related Death Rates United States, 1996-1998



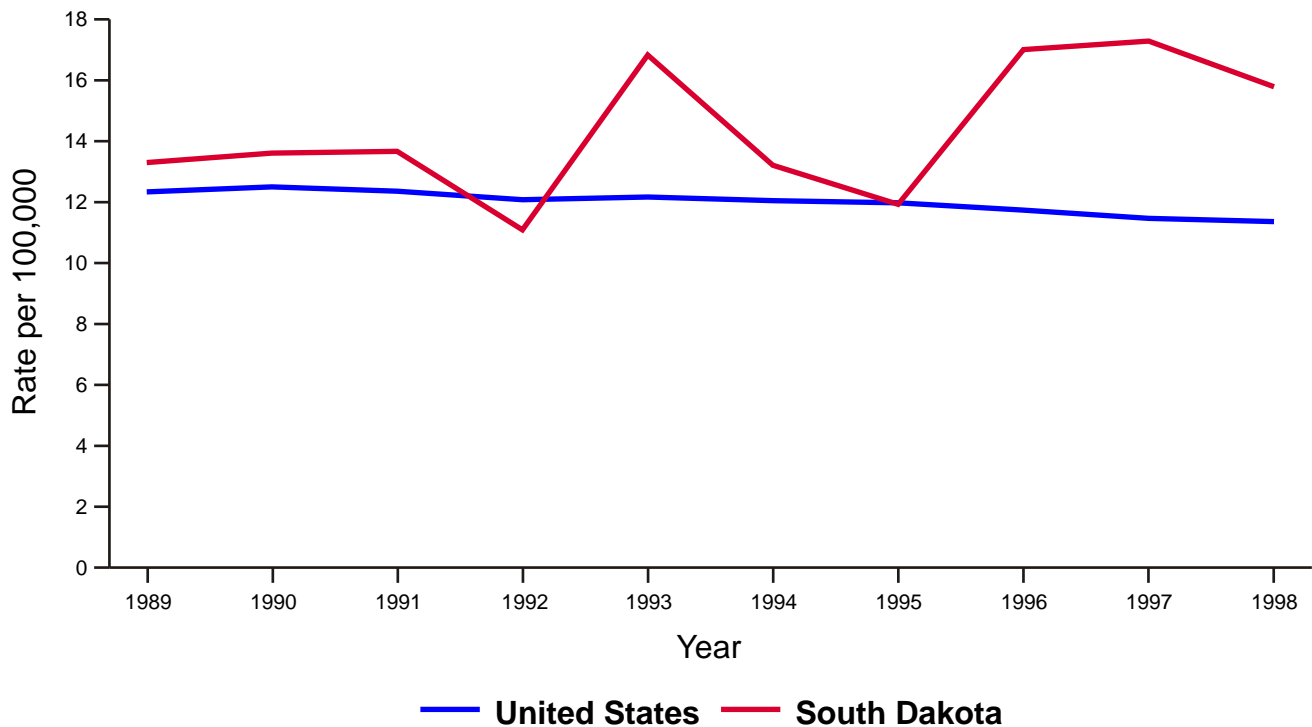
United States and South Dakota 1989-1998



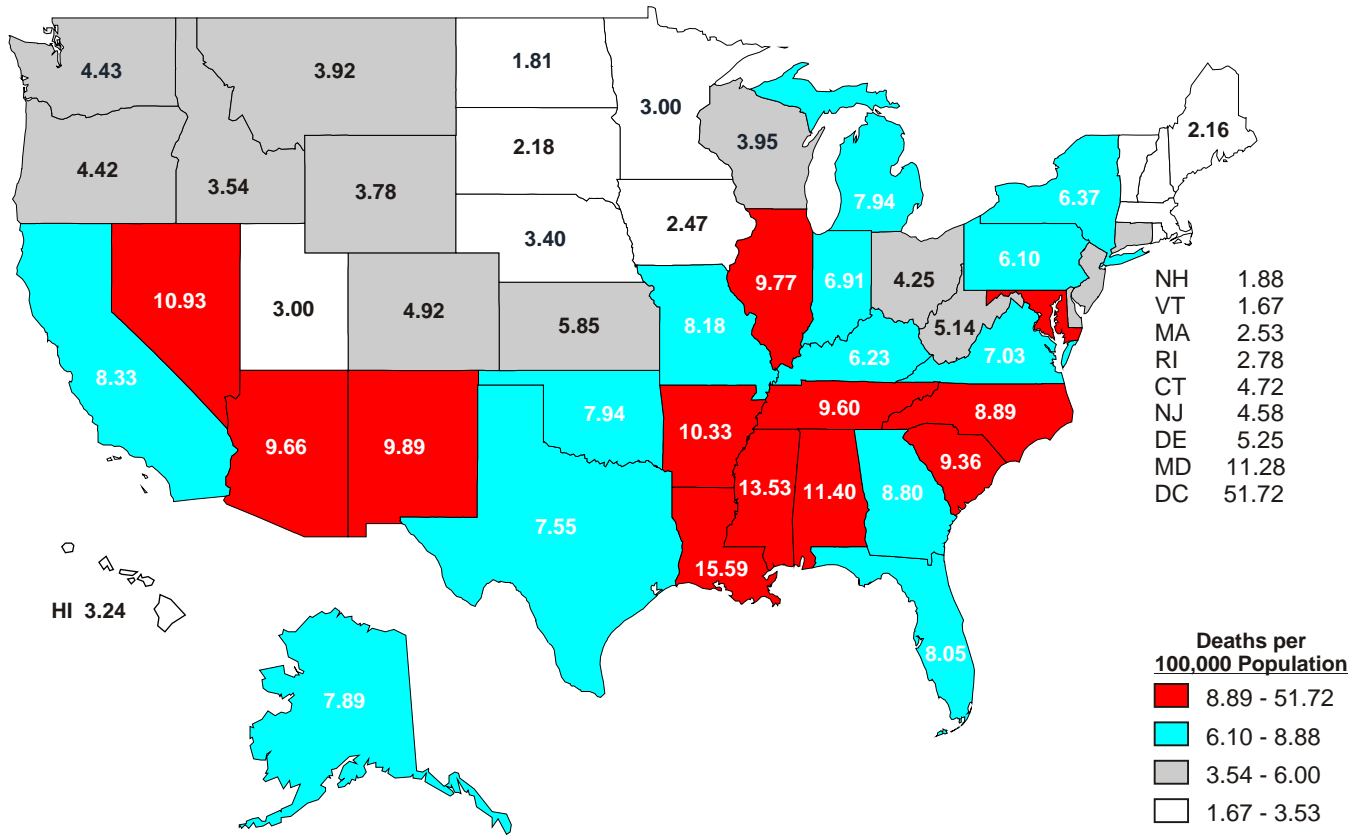
Suicide Death Rates United States, 1996-1998



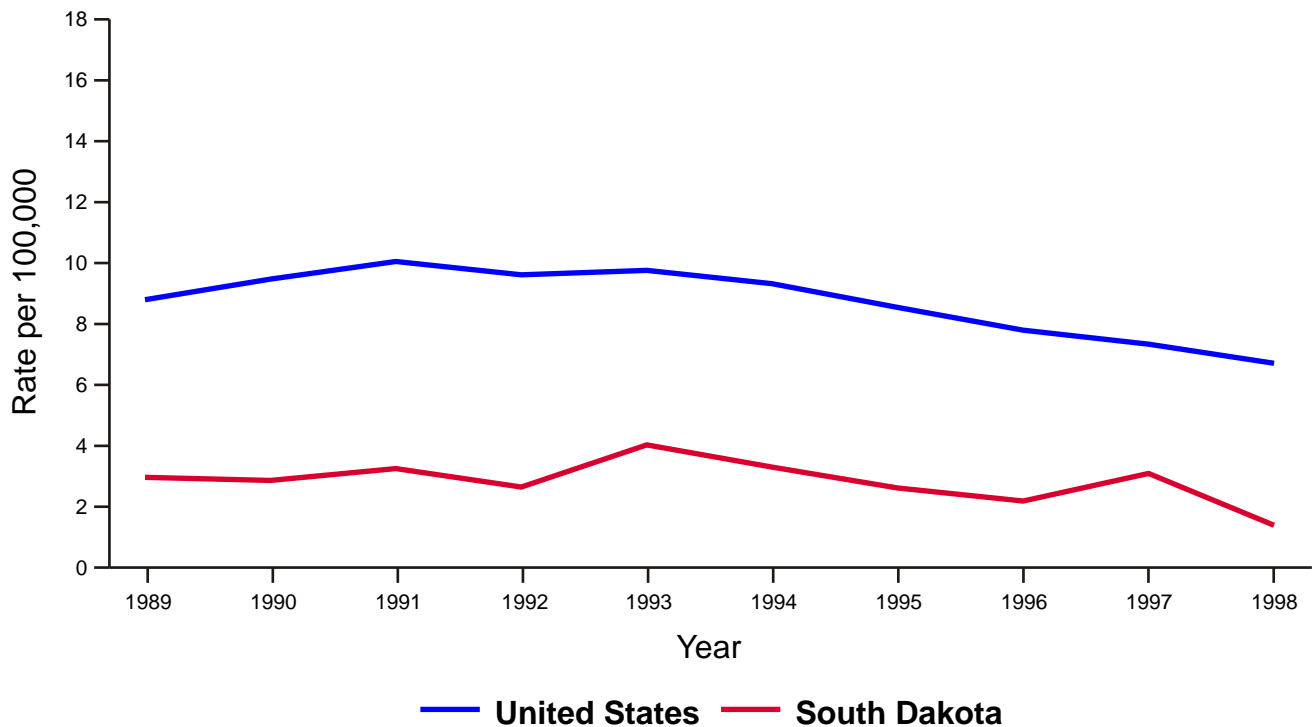
United States and South Dakota 1989-1998



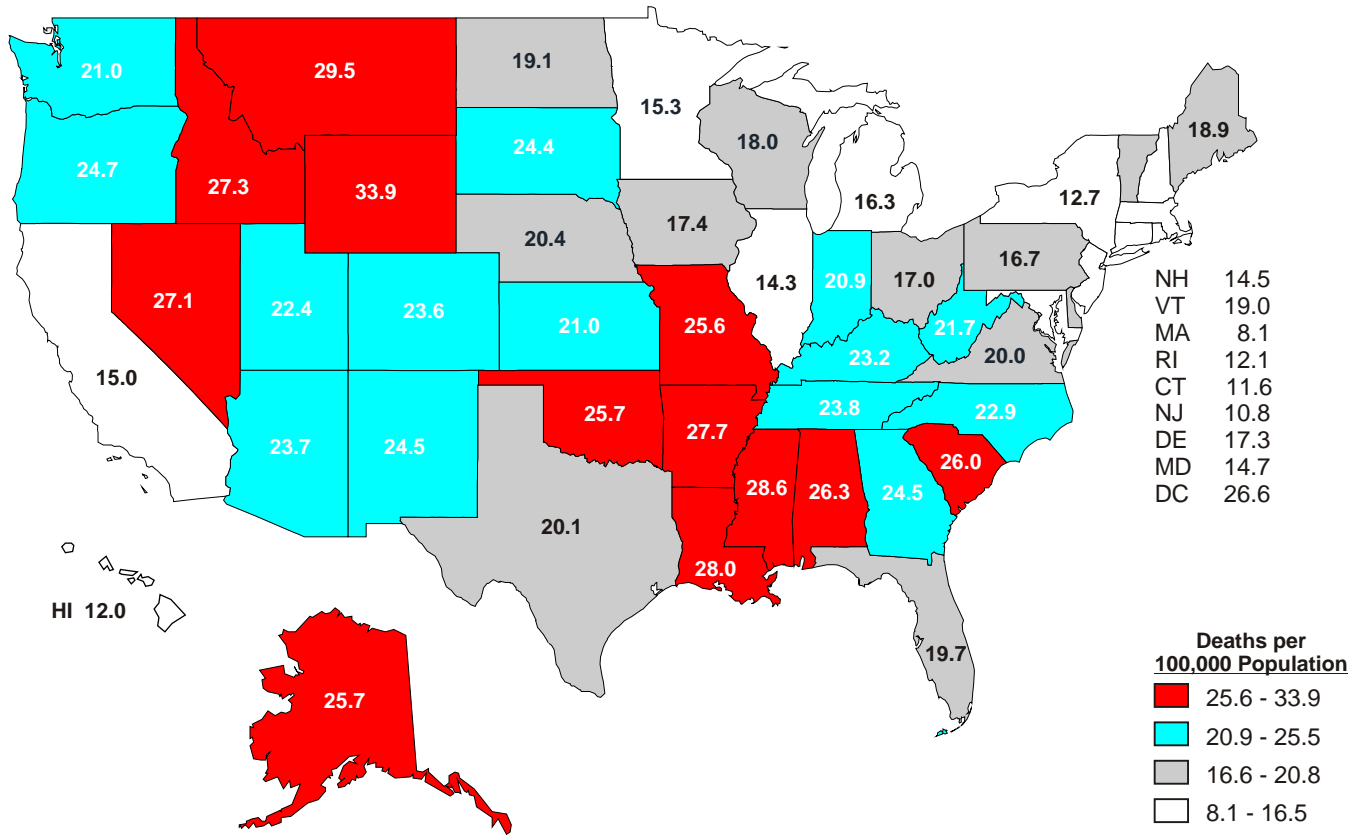
Homicide Death Rates United States, 1996-1998



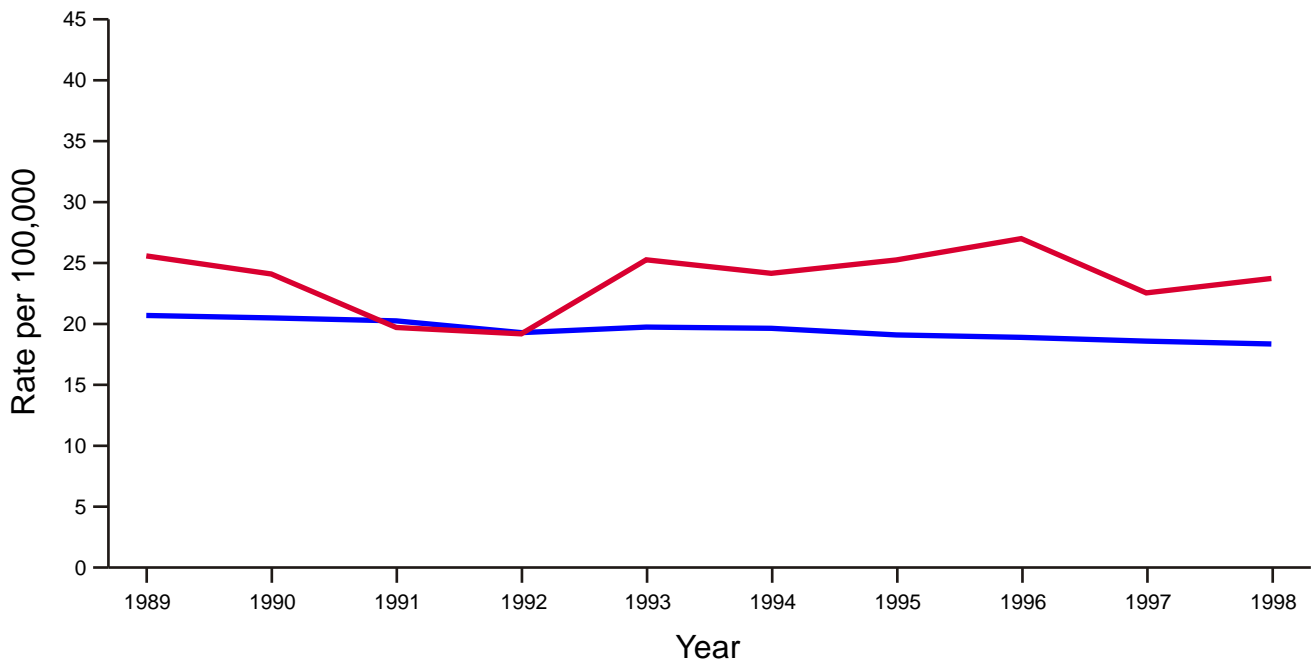
United States and South Dakota 1989-1998



Traumatic Brain Injury-Related Death Rates* United States, 1996-1998



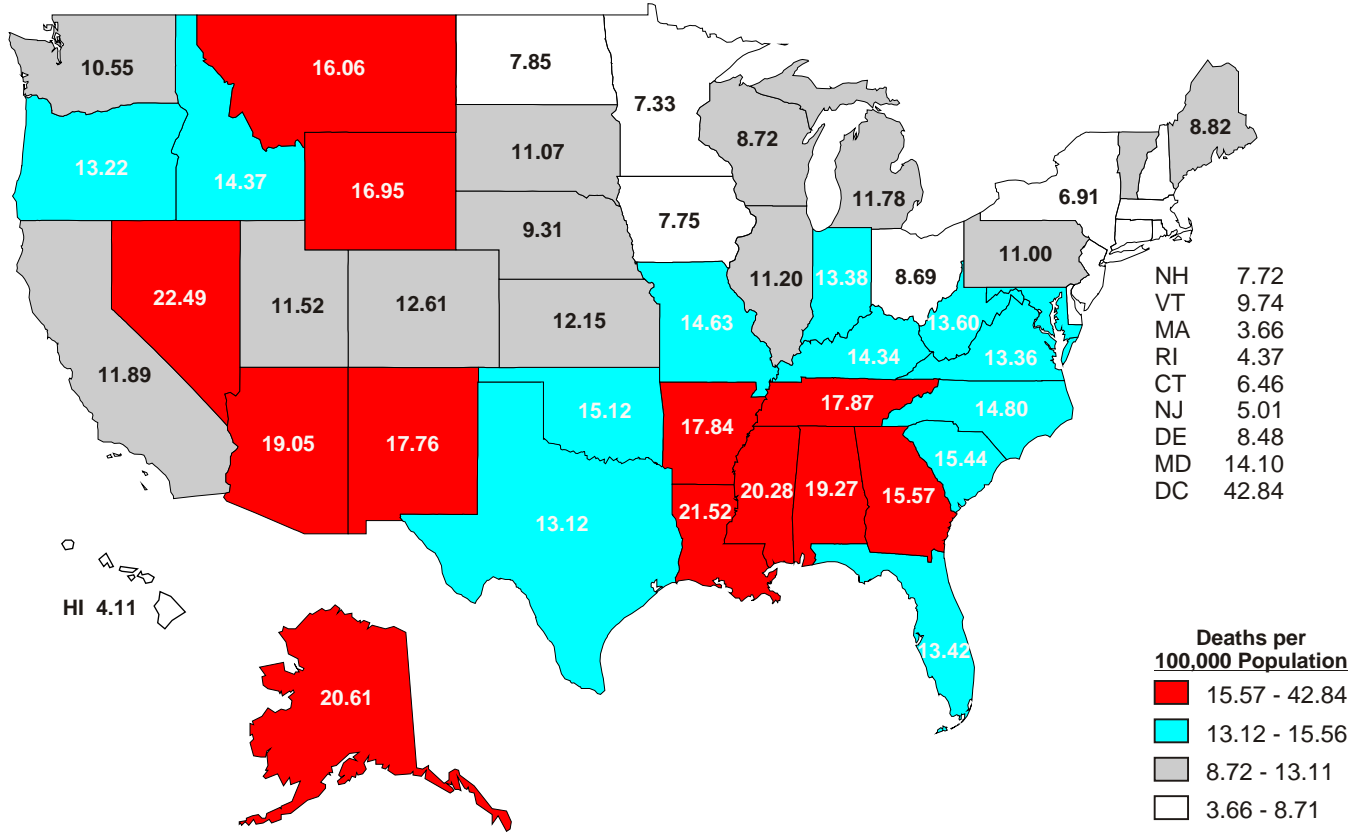
United States and South Dakota 1989-1998



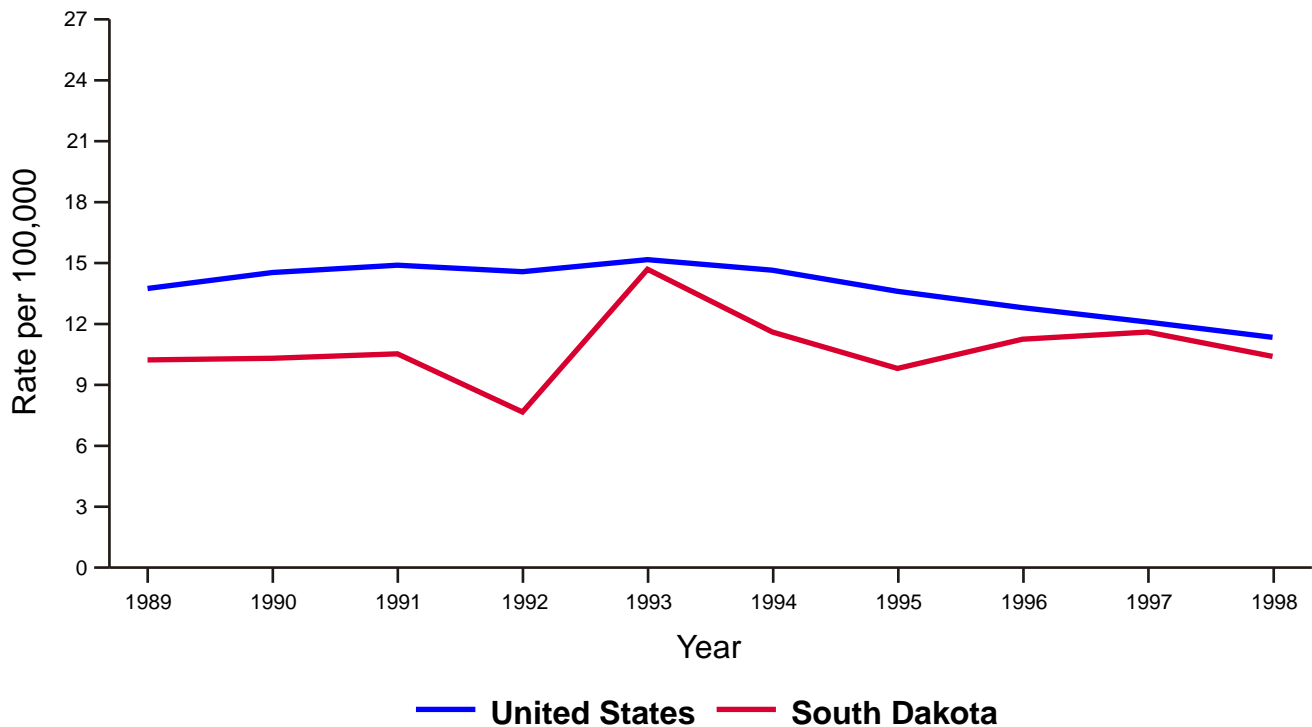
— United States — South Dakota

* Includes unintentional and intentional deaths from motor vehicles, firearms, falls, and other causes (of determined and undetermined intent).

Firearm-Related Death Rates United States, 1996-1998

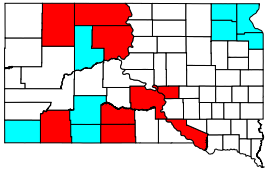


United States and South Dakota 1989-1998

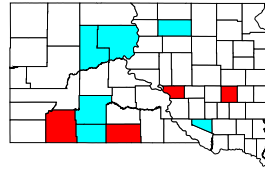


* Includes deaths from firearm suicide, firearm homicide, unintentional firearm-related deaths, and firearm-related deaths of undetermined intent.

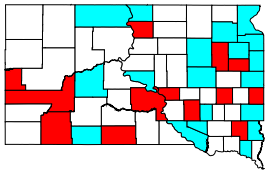
South Dakota 1989-1998



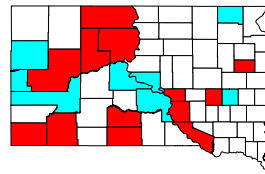
Motor Vehicle
150 Deaths/Year
 U.S. 16.4
 SD 20.7
 Excess Deaths/Year **31**



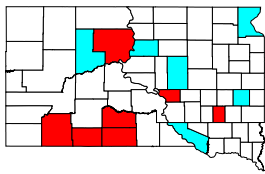
Homicides
20 Deaths/Year
 U.S. 8.7
 SD 2.8



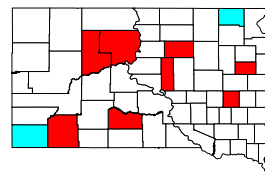
Falls
51 Deaths/Year
 U.S. 4.3
 SD 6.2
 Excess Deaths/Year **14**



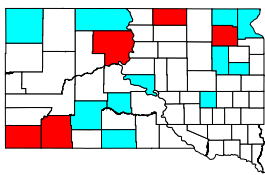
Suicides
102 Deaths/Year
 U.S. 12.0
 SD 14.3
 Excess Deaths/Year **17**



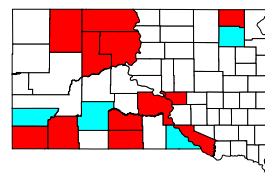
Fires/Burns
13 Deaths/Year
 U.S. 1.6
 SD 1.7
 Excess Deaths/Year **1**



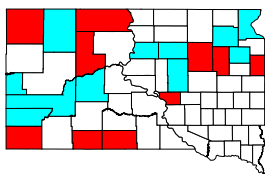
Firearms
78 Deaths/Year
 U.S. 13.7
 SD 10.8



Drownings
15 Deaths/Year
 U.S. 1.7
 SD 2.0
 Excess Deaths/Year **3**



Traumatic Brain Injury
146 Deaths/Year
 U.S. 18.5
 SD 20.0
 Excess Deaths/Year **11**



Poisonings
13 Deaths/Year
 U.S. 3.2
 SD 1.9

Legend

- At or above the 90th NATIONAL percentile
- At or above the 75th but less than the 90th NATIONAL percentile

CDC-Funded Injury Control Projects

SAFER·HEALTHIER·PEOPLE™

CDC-Funded Injury Control Projects in SOUTH DAKOTA

CDC's National Center for Injury Prevention and Control funds one program in South Dakota to build the state's ability to keep its citizens safe.

Intentional Injury

Rape Prevention and Education

A nationwide grant program providing resources to states for rape prevention and education programs conducted by rape crisis centers, State sexual assault coalitions, and other public and private nonprofit entities for:

- 1) educational seminars;
- 2) operation of hotlines;
- 3) training programs for professionals;
- 4) preparation of informational material;
- 5) education and training programs for students and campus personnel designed to reduce the incidence of sexual assault at colleges and universities;
- 6) education and training to increase awareness about drugs to facilitate rapes or sexual assaults; and
- 7) other efforts to increase awareness about, or to help prevent, sexual assault, including efforts to increase awareness in underserved communities and awareness among individuals with disabilities.

(South Dakota State Department of Health)

Notes

Notes

Notes