Appendix F: The ViaGen Dataset

A. Background

ViaGen, Inc., a privately held company engaged in cloning swine and cattle for agricultural purposes, also responded to CVM's request for additional data on clones and their progeny (for a similar discussion on cattle, see Appendix E: The Cyagra Dataset). ViaGen designed two studies to evaluate the health, growth, and meat composition of swine clones, fertility of boar[126] clones, and health, growth and meat composition of clone progeny vs. age-matched, genetically related, artificial insemination (AI)-derived comparator animals. Various scientists from CVM with expertise relevant to these studies provided peer-review comments to ViaGen on the overall experimental design, but did not formally approve or disapprove the studies. All of the raw data that CVM received from ViaGen is found at the end of this Appendix.

As described in their report, the company's objectives in running these studies were to

1. Compare the health of swine clones vs. AI-derived pigs of a related genetic line;
2. Compare the biological characteristics, including laboratory measurements and meat composition, of swine clones vs. AI-derived swine;
3. Assess the reproductive characteristics of clone boars vs. AI-derived boars; and,
4. Compare the biological characteristics, including laboratory measurements and meat composition, of the progeny of clone boars vs. progeny of AI-derived closely-related boars (nuclear donors for clones or progeny of nuclear donor).

B. Experimental Design

Study 1 Overview: Evaluation of Clones

Survival, health, growth and meat characteristics of seven clones (6 "Hamline"[127] and 1 Duroc (a common breed of swine used in U.S. commercial pork production), all barrows[128]) and 15 conventional barrows (all Hamline) were followed from 50 days after birth through slaughter at approximately 6 months of age. Clones were assigned to this study shortly after they were

[126] A boar is a reproductively intact male pig.
[127] "Hamline" refers to a specific crossbred line of swine used by ViaGen, Inc. This line was developed by crossing various breeds, including Duroc, European Landrace, Pietran, and European Large White swine.
[128] A barrow is a castrated male pig.

weaned. Age-matched comparator[129] pigs were selected from litters sired by the Hamline nuclear donor boar in a conventional breeding (AI) program.

An additional group of four clones (three Hamline and one Duroc) and three AI-derived boars (the Hamline nuclear donor and two AI sons of the Duroc nuclear donor) were used for evaluation of semen quality and fertility. The progeny generated from these boars were used in another experiment to study whether progeny of clones were materially different in growth, health or meat characteristics from conventional swine. Because of the small number of clones, these animals were evaluated on a case-by-case basis and simple means generated when appropriate, rather than applying statistical methods to the data.

Figure F-1: Design of ViaGen Study 1

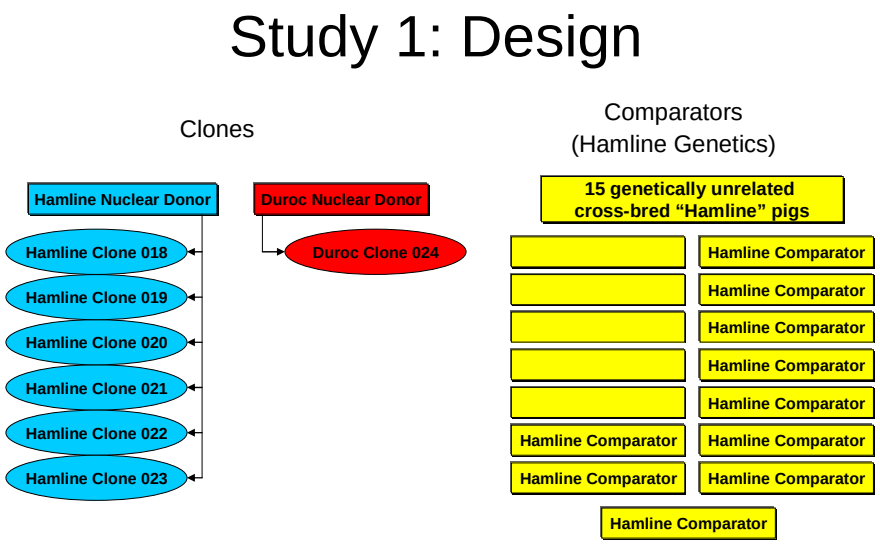

Study 2 Overview: Evaluation of Clone Progeny

In the second experiment, survival, health, growth, and meat composition of progeny derived from clone boars (three Hamline and one Duroc) and either their nuclear donor (Hamline) or two sons of the nuclear donor Duroc boar were compared. Gilts[130] sired by six different boars were randomly assigned according to their sire (such that each maternal grandsire was represented in

[129] Although this study is a more controlled experiment than the retrospective review of the Cyagra clones, the word "comparator" is used for consistency with the discussion of Cyagra data, rather than the more common term "control."

[130] A gilt is a young female pig that has not given birth (termed "farrowing").

each breeding group to control for effect of maternal grandsire) to each clone or comparator boar, and bred by AI. Sixty-eight gilts farrowed (gave birth) under standard commercial procedures, yielding 402 total progeny from clone boars and 300 total progeny from comparator boars. This included 284 progeny from Hamline clones, 118 progeny from the Duroc clone, 61 progeny from the Hamline donor sire (Hamline comparator), and 239 progeny from Duroc donor sire sons (Duroc comparators).

Figure F-2: Design of ViaGen Study 2

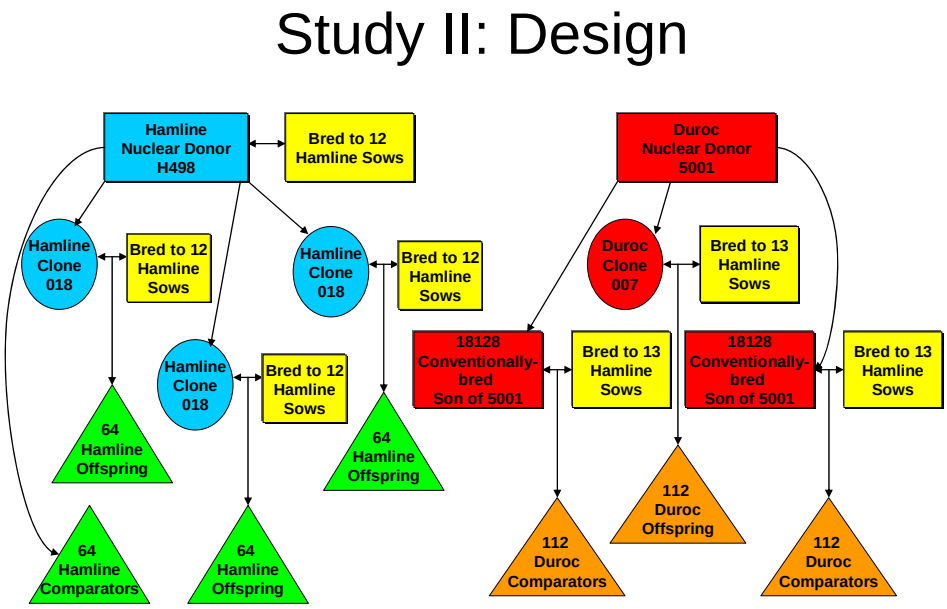

1. Study 1: Clones vs. Comparators

Clone pigs were obtained by Caesarean section (C-section) on the day of or the day before the sows' predicted farrowing date. Clone piglets were kept under highly biosecure[131] conditions prior to initiating the experiment. Clones were bottle fed commercial milk replacer and did not receive colostrum at the time of birth. Comparator pigs, however, were born naturally (i.e., vaginally) in a standard commercial farrowing house, and suckled their dams until weaning. By

[131] "Biosecure" connotes conditions that, although not completely sterile, are designed to prevent introduction of most disease-causing organisms. Because animals' immune systems produce antibodies in response to specific stimuli (antigens), animals raised under biosecure conditions lack the full battery of antibodies needed to respond to common pathogens found in conventional environments (although they may have some antibodies if they have been vaccinated, these antibodies will be specific for the antigen used in the vaccine). It can take up to two weeks for an animal to develop a sufficient concentration of antibodies to a specific antigen following exposure.

the start of the test period (~50 days of age), the clones were similar in weight to the comparator pigs (16.4 vs. 15.3 kg for clones and comparators, respectively). In addition, comparator barrows were castrated during the first week of life, as per normal industry practice, but clone barrows were castrated at a later age (~30 days old). Pigs were assigned to this study shortly after they were weaned. Comparator barrows were selected from litters sired by one of the nuclear donor boars in a conventional (AI) breeding program. At the start of Study 1 clones and comparator animals were housed in the same facility. Target slaughter weight was approximately 122 kg.[132]

a. Animal Health, Hematology, Clinical Chemistry, and Urinalysis

Health records from date of birth were submitted for clones, and included birth weight, heart rate, respiration, body temperature, body weight, and daily health observations. All health problems and treatments were recorded. Necropsy reports were provided for clones that died or were euthanized. Blood samples of clones and comparators were collected at birth and again either approximately one week prior to slaughter, or immediately after animals were slaughtered. Urine samples were collected after slaughter (by bladder puncture). Blood hematology, clinical chemistry, and urine values were assayed as for the Cyagra dataset at the same independent testing laboratory (Cornell University's Animal Health Diagnostic Laboratory, see Appendix E).

b. Boar Semen Evaluation

Semen samples were evaluated in two commercial boar lines (Hamline and Duroc). The Hamline included three clone boars and the sexually derived nuclear donor boar for the clones as a comparator. The Duroc line included one clone boar and two comparators that were AI-derived progeny of the donor (semen from the Duroc nuclear donor was unavailable). Clones and comparator animals were housed at separate facilities. Semen was collected at least once a week from each boar, was diluted with a commercial semen extender to yield 3×10^9 sperm per dose, and cooled to 19˚C per standard industry practice. Semen from clones was evaluated pre-freezing and post-freezing (post-shipping) to determine quality. Comparator boar semen was only evaluated post-shipping. Standard tests such as sperm concentration, percent total motility, percent progressive motility, and number of head/tail abnormalities were evaluated.

c. Farrowing Rate

Following semen evaluation, semen from the four clone boars and three comparator boars were used to evaluate pregnancy (number of females diagnosed pregnant divided by number of

[132] Swine are typically slaughtered in groups. Usually, all swine raised together in a pen will go to slaughter on the same day once the average weight of the animals within that pen has reached a pre-set target weight. The date of slaughter can be affected by the availability of transportation and the capacity of the slaughter facility.

females bred) and farrowing (number of females giving birth to a litter divided by the number of females bred) rates. Three of the clone boars were bred to 12 gilts each and one clone boar was bred to 13 gilts (total of 49 gilts bred). For the comparator boars, two were bred to 14 gilts each and one was bred to 12 gilts (a total of 40 gilts bred). All gilts were bred via AI twice, once on the day of observed estrus and approximately 24 hours later.

2. Study 2: Progeny of Clone Boars vs. Progeny of Conventional Boars

Breeding resulted in 36 litters (402 total progeny) from the clone boars and 25 litters (300 total progeny) from the comparator boars. Reproductive outcomes evaluated included litter size, birth weight, number of stillborns, number of dead/destroyed animals, abnormalities, and nipple counts (another measure of breeding fitness often taken at birth). Animals were slaughtered when they had reached the target weight of approximately 122 kg. Average age at slaughter was 169.3 days for progeny of comparators and 174.9 days for progeny of clones.

a. Statistical Analysis

i. Methodology

To aid CVM's analysis of the very large sample sizes in Study 2, the Center's biostatisticians produced data summaries to facilitate veterinary and scientific evaluation of the outcomes collected from the progeny. Two types of summaries were used: contingency tables and boxplots. Definitions and examples of both are given below.

Contingency tables present data in a row and column format and are often used to summarize the results of discrete variables. A variable can be defined as discrete if its responses are limited to a few predetermined values. For example, a discrete variable from Study 2 is "Abnormality at birth" which is described according to four possible discrete outcomes: Normal, Atresia, Spraddle legs, or Other. For those progeny for which this variable was recorded, the distributions of "Abnormality" for the live-born progeny of animal clones and progeny of comparators are displayed in the following contingency table (Table F-1).

Table F-1: Contingency Table Data Description for Distribution of Abnormalities for Progeny of Clones and Progeny of Comparators

	Progeny of Clones		Progeny of Comparators	
Abnormality	**Number**	**Percentage**	**Number**	**Percentage**
Normal	384	97.5%	291	99%
Atresia	1	0.3%	0	0%
Spraddle Legs	4	1.0%	3	1.0%
Other	5	1.2%	0	0%
Total	394	100%	294	100%

By contrast, continuous variables are those whose responses can take on a continuum of values. Graphical displays are useful in summarizing the responses from continuous variables. The boxplot is one type of graphical display. An example of a continuous variable from Study 2 is "animal weight." The boxplots of birth weights from the progeny experiment are provided as an example below.

Figure F-3: Boxplot of birth weights of progeny of clones and comparators (in kgs)

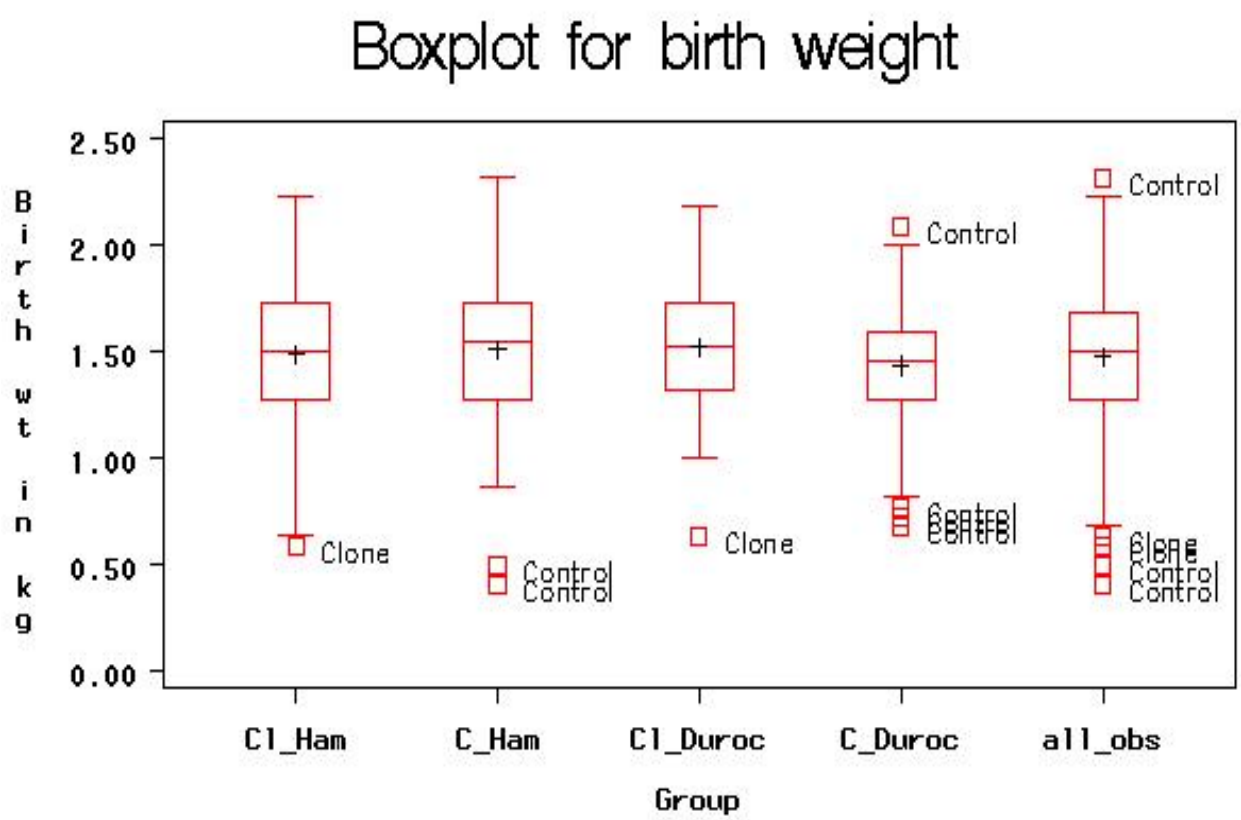

In Figure F-3, the boxplot on the far right includes all of the birth weights recorded for clone progeny and comparators. To create a boxplot, the birth weight data was ordered from smallest

to largest. The bottom edge of the box was drawn at a value of birth weight for which 25 percent of the observations have a lower value, which is called the "25th percentile"[1] (or first quartile) of the sample. Similarly, the top of the box was drawn at a value of birth weight for which 75 percent of the observations have a lower value, which is called the "75th percentile"[133] of the sample. The value of the observation associated with the 75th percentile minus the value of the observation associated with the 25th percentile is called the interquartile range (IQR). Within the box, a plus sign is used to indicate the sample mean and the line from side to side of the box indicates the sample median which is the value of the observation associated with the 50th percentile below which half the observations lie. Any observation values which lie above the "upper fence," a point equal to 1.5 times IQR plus the value associated with the 75th percentile or below the "lower fence," a value equal to the value of the observation associated with the 25th percentile minus 1.5 times IQR, are individually plotted on the graph and are called extreme values. (Note the actual fence values are not plotted.) The whiskers stemming out from the boxes represent the observation just below the upper fence and the observation just above the lower fence. In the example above, the boxplots, from left to right, are for progeny of Hamline clones, progeny of Hamline comparator animals, progeny of Duroc clones, and progeny of Duroc comparator animals.

Boxplots do not require assumptions about the form of the underlying continuous data distributions and are uniformly applicable across a range of different distributions. When boxplots are used to describe a variable sampled from a single population and having a normal distribution, they tend to identify about 1 percent of values above and 1 percent of values below the box as "extreme."

When the underlying distribution has more data in the tails than a normal distribution, then more than 1 percent of the distribution is identified as extreme. To evaluate the ViaGen data, values from the progeny of clones were compared to the ends of the whiskers in the boxplots for the values from the progeny of comparators.

ii. Utility of Statistical Analysis as a Tool for Assessment of Outcomes

Results (numerical values) for any outcome from the clone progeny were compared to the ends of the whiskers for the distribution of values from progeny. If a result fell within the range defined by the box and whiskers, it was considered "within the same range as the comparators" and therefore posed no significant concern for the health of the animal or the composition of the food product. If a result for a clone fell outside the range identified by the whiskers for the comparators, or was identified because of its value in a contingency table, the appropriate CVM

[133] A percentile is defined as (1/(total sample size))*100

scientist (e.g., veterinarian, animal scientist, chemist, toxicologist) traced back all of the data for that the individual animal, and conducted a thorough examination of all of the relevant clinical information to draw a conclusion regarding the biological or health significance of the value.

In addition, to provide consistency with the presentation of the analysis developed for the Cyagra dataset (Appendix E), box charts were constructed. As described in that Appendix, black boxes or up or down arrows were assigned to values for each clone progeny by the reviewing veterinarian or scientist on the basis of this multi-step review procedure.

b. Specific Methods for the Analysis of Animal Health, Hematology, Clinical Chemistry, and Urinalysis Data

Progeny of clones and comparators were farrowed during a three week period from July 7-27, 2004, at the Meat Animal Research Center, USDA, Clay Center, Nebraska. All available animals were sampled (serum and whole blood) in July, October, and January. Blood samples were obtained between 7:30 and 10:30 AM. After collection, samples were placed on ice until centrifugation at 900 x g for 10 min at 4°C. Serum was collected and stored at -20°C until analysis for estradiol-17β (E2), and Insulin like growth factor-I (IGF-I). These time points represented early, middle and late stages in the life of the test subjects, which mirrors the lifespan of animals used for commercial pork production in the U.S. When considered in the context of the CBSA approach used in this Draft Risk Assessment, these time points roughly correspond to the Perinatal (July) and Juvenile (October and January) developmental nodes, as most pigs used for food are slaughtered before they reach sexual maturity. July and October blood samples were collected from the cranial vena cava. In January, blood and urine samples were harvested post-mortem. Pigs were individually identified by numbered ear tags, which did not reveal to caretakers or personnel taking samples whether the animals were the progeny of clones or comparators.

c. Meat Composition, Carcass Characteristics, and Meat Quality Assessments for Clones, Comparators, and Progeny.

As in standard US pork production, swine were slaughtered when they reached approximately 122 kg in weight. Samples were collected from the *latissimus dorsi* muscle (the muscle that comprises the large, round-shaped muscle next to the vertebrae end of the ribs that makes up the boneless portion of the "rib eye" roast or steak), frozen, and held at -20°C for approximately two weeks prior to shipping to a commercial laboratory for compositional analysis. Samples were identified by a nine digit code so that personnel at the analytical laboratory did not know which samples belonged to comparators, clones, or progeny of clones. Muscle samples (approximately 0.45 kg, deboned) were held frozen at -20°C for three to 20 days after receipt at the laboratory

before being partially thawed (10 – 18˚C overnight) and homogenized using a commercial grade meat grinder with a #12 blade and passed through a 1/8 inch screen. Homogenized meat samples were analyzed for fatty acid and amino acid profiles, cholesterol, vitamins B_6, B_{12}, niacin, calcium, iron, phosphorus, and zinc. Analyses were carried out according to the Association of Analytical Communities International (AOAC) methods for amino acids (982.30), calcium, iron, phosphorus and zinc (965.17 and 985.01), cholesterol (994.10), fatty acid profile (996.06), niacin (944.13), vitamin B_{12} (952.20) and vitamin B_6 (961.15). With the exception of vitamins B_6, B_{12}, niacin, and cholesterol, values were reported as percentages. Vitamin B_6, niacin and cholesterol were reported as mg/100 g of sample, and vitamin B_{12} was reported as mcg/100 g of sample. Percentages were based on grams of nutrient per 100 grams of homogenized meat sample.

Economically important traits for the swine carcass evaluation include animal live weight, dressing percentage, carcass length, loin muscle area, backfat depth, extent of muscling, and firmness. These are described in the following paragraphs.

The normal range for dressing percentage[134] is 68-77 percent (average of 72 percent) with a minimum carcass length of 76.2 cm. The minimum acceptable area for loin muscle is 11.4 cm^2 and the maximum back fat thickness over the last rib (10th or 11th rib) is 3.8 cm.[135]

Three degrees of pork carcass muscling are recognized in the pork grading standards or USDA[136] carcass muscling score: muscle score #1 = thin (inferior), muscle score #2 = average, and muscle score #3 = thick (superior). Scores of either 2 or 3 are considered acceptable under USDA inspection standards. Muscle firmness is a subjective score determined by visual observation and physical handling of the meat. Muscle firmness is measured on a three-point scale: score #1 = soft, score #2 = firm, and #3 = very firm. As with muscling score, a firmness score of 2 or 3 is considered desirable.

C. Results

1. Study 1

a. Survival

Seven clones and 16 comparators were raised by ViaGen Inc. The seven clones began the study at 50 days of age, and all seven survived until the end of the observation period (approximately

[134] Dressing percentage refers to the proportion of the live animal that ends up as the carcass used for food production, or Carcass Weight / Live Weight X 100.
[135] http://www.animalrangeextension.montana.edu/Articles/Swine/2-Det-quant.htm
[136] http://ars.sdstate.edu/AnimalEval/Swine/SwineGrade.htm

195 days of age); however, two clones were euthanized due to chronic health problems at the end of the study. Thus, five clones were slaughtered as per normal industry practice. One of these clones was diagnosed with a lung adhesion post mortem, which, by USDA standards would have led to condemnation of the carcass. Similarly, 15/16 comparators reached the end of the observation period (approximately 171 days of age), with one comparator euthanized approximately four months prior to the end of the study because of a chronic respiratory condition.

Because litters of clones were born approximately six weeks apart, they were separated into two groups of animals and matched with comparators born at approximately the same time. In the first group, five clones and 11 comparators were raised and studied. In this first group, one clone (#21, farrowed 10/13/03) and one comparator (#025435) did not thrive. Clone #21, a Duroc, was euthanized at the end of the study (May 27, 2004) and was not included in the final carcass evaluations because of low weight. However, hematology and clinical chemistry values for this clone were used for analysis of health data. Non-clone comparator #025435 was euthanized on December 4, 2003 because of a respiratory condition that was not improving.

ViaGen raised two clones and five comparators in the second group. Clone #23, a Hamline, farrowed on 11/23/03, was described as a "poor doer" and was euthanized at the end of the study. All comparators from this group survived to slaughter.

b. Animal Health, Growth, Blood Clinical Chemistry, Hematology, and Urinalysis

Clones were smaller on average at birth than their conventionally bred counterparts (1.1 vs. 1.7 kg) (Table F-2). By the start of the test period (~50 days), however, clones were similar in weight to their comparators (16.4 vs. 15.3 kg).

Animal health records indicated that six of the seven clones developed scours (severe diarrhea) approximately two months after birth, which would have been shortly after they were moved from the biosecure environment. The affected clones were #18, 19, 20, 21, 22 and 23. One of these animals (Clone #22) was diagnosed at approximately four months of age with influenza and secondary bacterial septicemia, was periodically treated with antibiotics throughout the experimental period, and was eventually euthanized at the end of the study. One of the comparator animals (#025435) was diagnosed at approximately one month of age with influenza and secondary bacterial septicemia. This animal was periodically treated with antibiotics throughout the experimental period and was eventually euthanized. The clones weighed less at slaughter and took an average of 27 days longer to reach the target slaughter weight. As a result, the calculated average daily (weight) gain (ADG) for clones was lower than for comparators

(0.63 vs. 0.93 kg/day). The clones were slaughtered later than comparators because of the greater length of time needed for them to achieve the target weight, and also because the slaughter facility could only accommodate them on a few specified days. This latter point was because clones are currently withheld from the food supply, and the facility preferred to slaughter the clones on days when no other swine were being processed, in order to prevent accidental mixing of the clones with conventional animals.

Table F-2: Comparison of the Body Weight (kg) of Barrows Derived by Somatic Cell Nuclear Transfer (Clones) or Conventional Breeding (mean ± standard deviation)

	Comparators		**Clones**	
	Age	**Body Weight**	**Age**	**Body Weight**
Birth weight	—	1.72 ± 0.28a (n=15)	—	1.13 ± 0.09b (n=4)
Post-weaning	22.4 ± 4.81 (n=15)	15.3 ± 5.99 (n=15)	21.2 ± 1.81 (n=4)	17.0 ± 3.40 (n=4)
End of Experiment	77.9 ± 5.62a (n=15)	128.9 ± 7.26 (n=15)	88.5 ± 8.16b (n=4)	122.2 ± 8.93 (n=4)

Note: one comparator is not included because it was euthanized at about 1 month of age. Three clones are not included due to low weight.

As previously mentioned, clones and comparators were reared under different conditions prior to starting the experiment. Clones were delivered by C-section, did not receive colostrum, were fed a commercial milk replacer, were castrated at an older age, and were raised in a biosecure environment prior to initiation of the study. The clones were then housed along with the comparator animals in an environment similar to commercial swine facilities, where they were exposed to a typical range of pathogens. The comparators were farrowed vaginally following natural initiation of labor in a farrowing house similar to commercial swine operations, and the progeny were allowed to nurse off their dams. This disparity likely accounts for some of the differences in growth and health observed. The sudden change from a biosecure environment, with a low immune challenge, to a more conventional barn with a high immune challenge placed considerable stress on the immune systems of the young clones. This stress likely led to the higher incidence of scouring in this group, and may have resulted in decreased food consumption or absorption, and increased energy expenditure to combat illness.

Body temperature, heart and respiration rates were measured in clones, but not in comparators. Because of the absence of comparator data, observations for these measurements are put in the context of common veterinary practice or reference texts or manuals.

Table F-3: Average Body Temperature, Heart Rate, and Respiration Rate for Neonatal Clones During First Eight Days After Birth

Day	Temperature (˚F)[1]	Heart Rate (beats/min)	Respiration Rate (breaths/min)
1	100.38 ± 0.18	194.33 ± 1.42	87.56 ± 0.71
2	100.80 ± 0.17	184.22 ± 0.96	79.61 ± 0.53
3	101.40 ± 0.19	179.96 ± 0.92	75.72 ± 0.53
4	101.43 ± 0.19	177.30 ± 1.03	72.52 ± 0.59
5	101.53 ± 0.21	177.28 ± 1.23	71.81 ± 0.71
6	101.41 ± 0.23	177.94 ± 1.23	71.06 ± 0.71
7	101.59 ± 0.22	179.00 ± 1.19	70.29 ± 0.79
8	101.89 ± 0.21	178.11 ± 1.18	72.34 ± 0.68

[1] Temperatures were recorded and analyzed in Fahrenheit. Standard deviations are not convertible to Celsius.

Body Temperature (BT). Clones #18, 19, 20, 22, and 24 were measured for BT 2-9 times per day for the first eight days of life (no records on BT for other clones were available). Body temperature increased over this eight day period from an average of 100.38 ± 0.18ºF (37.99˚C) on Day 1 to 101.89 ± 0.21ºF (38.83˚C) on Day 8. The low BT was 97.7º F (36.5˚C), and occurred in clones #22 and 24 early in the study (Days 1 and 2 post farrowing). The high temperatures were 104.6ºF (40.33˚C), 103.8ºF (39.89˚C), and 103ºF (39.44˚C) and occurred in one clone (#24), twice on Day 1, 1, and 8 respectively. The Merck Manual's Reference range for swine BT is 101-103°F (38.33 – 39.44˚C). The BT indicates an apparent appropriate response to autonomous BT regulation (adjustment to post-natal environment) after delivery from the uterus where BT is not self-regulated, but controlled by the intra-uterine environment. As mentioned in Chapter V, newborn pigs typically cannot regulate their own BT. Generally, it is recommended to maintain the environment of newborn pigs at a temperature of 86-93˚F (30-34˚C) for the first week to allow for this adaptation period (Merck Veterinary Manual Online).

Heart rates (HR). The heart rates (HRs) of clones also were measured 4-12 times per day for the first eight days of life. Heart rate decreased over time from 194.33 ± 1.42 to 178.11 ± 1.18 beats per minute (bpm). The highest value was 220 bpm for clone #18 on Day 1; the lowest value is 100 bpm for clone #22 on Day 1. This decrease is an appropriate response for neonates. Heart rates decrease with age as fetal circulation (ductus venosus,[137] foramen ovale,[138] and

[137] The ductus venosus carries oxygenated blood from the umbilical vein to the caudal vena cava, bypassing the fetal liver.
[138] The foramen ovale is a hole between the right and left atria in the fetal heart, for the purpose of by-passing the fetal lungs *in utero*.

ductus arteriosus[139] closure) normalizes and the neonate develops autonomic control (Medline, Medical Encyclopedia[140]). There were no values from the non-clone group for direct comparison. These values should be evaluated with caution because the very act of ausculting (listening to) the thorax of an animal that is seldom handled can raise HR artifactually. In fact, it is possible that the reduction in HR over time represents the pigs becoming more accustomed to handling. Data on HR for non-clone neonatal swine are not routinely reported; however, one study (Foster et al. 2001) recorded HR of day-old piglets before and after insertion of a breathing tube. Prior to insertion of the tube, average HR was 190.75 ± 36.45 bpm. In another study (Aaltonen et al. 2003) examining the effects of mecomium aspiration and asphyxia in piglets aged 10 to 12 days. Average HR for the control (untreated) group was 203 ± 23 bpm. Given these data for comparison, the HR of clone pigs during the first eight days of life fell within or slightly below the range of non-clone pigs of similar ages.

Respiration. The same clones as above were evaluated 5-12 times per day for the first eight days of life. Respiration rates decreased over time, ranging from 87.56 ± 0.71 breaths/minute on Day 1 to 70.29 ± 0.79 breaths/minute on Day 7. As with HR, data on swine neonatal respiration rates are not commonly reported. However, one study (McDeigan et al. 2003) measured respiratory responses in pigs from 3 to 7 days of age before and after exposure to either saline (control) or *Escherichia coli* endotoxin. Average pre-treatment respiration rate for control piglets was 44 ± 5 breaths/minute in this study, and thus considerably lower than the average respiration rates of the clones in the ViaGen study. The lowest daily average respiration rate among the neonatal clones in the ViaGen study was 69.6 breaths/min on day 7 (Clone #18). The cautions mentioned for interpreting HR data should also be applied to interpreting respiration rates. Also, animals delivered by C-section have a transient tachypnea (rapid breathing) because the pulmonary surfactant and fluid is not distributed and squeezed out of the lungs as it would in a vaginal birth (Medline, Medical Encyclopedia).

Daily Health Records. Clones #18, 19, 20, 21, 22, and 23 all had scours (severe diarrhea) while on study. Clone #18 herniated a loop of bowel post-castration, which was repaired, and the pig responded well. This pig had an inguinal hernia, sometimes referred to as a "busted pig," which is not uncommon in swine (Gatphayak et al. 2005). As previously mentioned, clone #21 was described as a "poor doer" (unthrifty, poor weight gain) and was euthanized because of low body weight. He had chronic scours and a skin abscess on his neck. Clone #22 had scours twice while on study. He developed sepsis (a blood infection), and had a low body weight at slaughter. Clone #23 had many health problems, including scours, respiratory disease, cyanotic (bluish) skin

[139] The ductus arteriosis carries oxygenated blood from the main pulmonary artery to the descending aorta, bypassing the fetal lungs.
[140] http://www.nlm.nih.gov/medlineplus/ency/article/003399.htm

color, and grew slowly. He was euthanized because of his low body weight. Clone #24 had some respiratory difficulty toward the end of the study but responded to therapy. One comparator pig (#025435) was euthanized for non-responsive diarrhea and pneumonia early in the study. Another comparator (#027446) had one reported health problem of a swollen dewclaw that responded to therapy.

Although these clones had more health problems than comparators, it is important to note that differences in early rearing are likely to have contributed to these outcomes. First, the clones were not suckled on their dams, but were fed commercial milk replacer. This deprived them of the passive immunity provided by transfer of maternal antibodies in the colostrum. Secondly, pigs raised in a biosecure environment would not have developed antibodies to common environmental pathogens, and would be at increased risk of developing infections until their immune systems adjusted to the environmental challenges when they were moved to less-biosecure conditions at day 50 of age. The comparators, on the other hand, were born in conditions equivalent to commercial swine breeding, and were allowed to suckle on their dams, thereby allowing their immune systems to develop along more conventional lines. We also note that even though some of the clones developed illness, most (5/7) were able to respond to treatment. Further, the hernia observed in clone #18 is not unique to clones, but is considered common among male pigs in the general swine population (Merck Veterinary Manual Online).

Clinical Chemistry and Pathology. Clinical pathology is the term generally used for laboratory findings that includes clinical chemistry, hematology, and urinalysis among others. As described in Appendices E and G, clinical chemistry and hematology responses are best evaluated in the context of the whole animal, including its age, species, breed, husbandry, geographic location, reproductive status, and the laboratory performing the analysis. Laboratory findings complement the subjective physical diagnosis of the patient by providing objective information for the process of differential diagnosis, monitoring treatment, and formulation of a prognosis. "Abnormal" laboratory measurements and examinations are often defined as those values lying outside the limits of the reference range. Determining what constitutes "normal" is more complex than simply comparing an individual value to a reference range derived from a sample of a representative population. In this study, the firm provided serum chemistry data, white cell counts, red cell counts, and urinalysis using a rapid "dipstick" test. Because the number of pigs in the study was low, a statistical analysis of the comparator ranges was not appropriate. Values from clones were compared to those from the comparators.

Across all three sampling periods, 89 percent (281/315) of clones' hematology measurements were within the range of the comparator population. At the beginning of the study, 80 percent of the clones' hematology values (84/105) were within the range of the comparators. This

percentage improved at the next sampling period, approximately two months later, such that 88 percent of the clones' values (92/105) were within range. For clinical chemistry, 76 percent of the clones' values (236/315) were within the comparator range across all time periods. As with hematology, the percentage of clone values within the range of comparators was lower at the beginning of the trial, but this ratio improved as the animals grew. At the beginning of the study, 63 percent (66/105) of the clones' values were within the comparator range. By the second sampling period, 83 percent (88/105) of the clones' values were within the comparator range. By the end of the trial it appeared that clones for the most part had stabilized, with 84 percent of the hematology values and 98 percent of clinical chemistry values within the comparator range (Table F-4).

Table F-4: Clone Hematology and Clinical Chemistry Values Identified As Outside The Comparator Range

Sampling Period	Number of Variables	Number of Observations	Number of Clones	Number of Out of Range Values	Percentage Out of Range	Number of In Range Values	Percentage In Range
1st hematology	21	105	5	21	20%	84	80%
1st clinical chemistry	21	105	5	39	37%	66	63%
2nd hematology	21	105	5	13	12%	92	88%
2nd clinical chemistry	21	105	5	17	16%	88	84%
3rd hematology	21	105	5	17	16%	88	84%
3rd clinical chemistry	21	84	4	23	2%	82	98%

Seven comparators had elevated WBC counts with no apparent health problem. Clone #20 had a high WBC (32,000 cells/µl) during an episode of diarrhea. This is an appropriate clinical response. One clone (#18) and one comparator (#025457) had low platelets at the end of the study. Red blood cell size for both clones and comparators indicated a microcytosis (low MCV). Because the clones and comparators were similar, this value is likely related to the laboratory and not a difference in health.

Clone #21 had elevated BUN levels at the start and middle of the study and elevated liver and muscle enzymes at the start and end of study. He did not show an increase in WBC, and had a slight increase in urine glucose at the end of the study. These findings are consistent with a "poor-doing" animal. Animals in a negative energy balance (due to inadequate nutrition, food

intake or utilization) will start to mobilize muscle protein for energy once their body energy stores are depleted. Blood urea can elevate with increased protein digestion or mobilization. CK (an intracellular enzyme for muscle) will also increase with muscle break down. The elevated liver enzymes indicate some insult to the liver. The cause of these health problems is not evident from the data presented.

Clone #23 exhibited an increase in blood glucose at the start of the study (January) and bile acids at the mid-point of the study (March). By the end of the study (May), clone #23 had glucose and bile acid values within the range of the comparators. Clone #23 was also a "poor doer" (poor weight gain), but had no other clinical pathology abnormalities evident. Although increased blood glucose levels may indicate metabolic disturbances such as diabetes, the increased glucose levels in this study (in blood and once in urine) appear to have been transient and resolved spontaneously. They therefore do not appear to be indicative of an insulin deficiency or resistance. Bile acids are an indicator of liver function (see Appendix G). If the bile acid value is consistently elevated, liver insufficiency may be indicated. However, bile acid levels are also dependent on when the animal was fed, and increase after a meal. Because information on the relationship between blood draws and feeding times was not provided, no conclusion can be made about the single measurement which on its own does not suggest a health problem.

Urinalysis. Urine values were determined by dipstick. There was apparently no Specific Gravity (SG) determination using a refractometer or sedimentation evaluation, so SG was measured only by the dipstick method, which is less accurate than these other methods. With these caveats in mind, two clones and one comparator had glucose in their urine. The percent of clones and comparators with blood and protein in their urine were similar. Seven out of 15 urine samples from clones were positive for blood (47 percent) vs. 16/ 44 (36 percent) samples from comparators. For protein, 6/15 samples from clones (40 percent) vs. 20/44 (45 percent) samples from comparators were positive. Color, turbidity, SG, bilirubin, pH, ketone, nitrite, and leukocytes were all similar between clones and comparators. The presence of blood in the urine may have been due to the fact that these samples were taken after the pigs had been slaughtered.

Organ weights. The clones' body weights were lighter on average than comparators at slaughter (117 vs. 128.8 kg). Clones #21 and 23 were so light (86.2 and 89.8 kg, respectively), they were not included in the organ weight analyses. Kidneys were smaller for clones vs. comparators on a percent of body weight basis. However, heart, liver, lungs, and spleen were similar as a percent of body weight for clones vs. comparators. With no clinical chemistry indicators of renal insufficiency in clones, the smaller kidney weights are interesting but not conclusive. These findings indicate no appreciable differences between clones and comparators in organ size as a percent of body weight.

IGF-1 and E2. In general, the clones had lower levels of IGF-I than the comparators after birth and before slaughter (Table F-5). However, the values were within the range observed in the comparator group, except for one clone (Clone #19), that had lower levels at the beginning of the study. This clone had levels of IGF-I at the limit of assay sensitivity (low value). Before slaughter, clones #19 and #20 presented levels of IGF-I that were close or below the detectable values by the analytical method.

Although, critical illness can modify and has an important impact on the human endocrine system (Sartin et al. 1998), these animals did not show health-associated conditions at the time of sampling that could explain the low levels of IGF-I. Additionally, the IGF-I axis (the glands, organs and hormones associated with IGF-I), as well as cortisol and gonadal steroids, are endocrine determinants of the growth potential of animals (Mauras and Haymond 2005). Nevertheless, the body weights of the animals with low IGF-I (clones #19 and #20), were not lower than the control animals. This observation suggests that the reduction in IGF-I levels seen before slaughter for these two clones is not biologically important and perhaps is associated with the handling of samples or time of sampling relative to when the animals ate. In addition, limited information has been provided describing the handling and storage of samples in the current experiment, and hemolysis and storage of blood samples have been shown to reduce detectable concentrations of hormones using the assay technique employed in this study (Reimers et al. 1991). Therefore, the possibility that the low levels of IGF-I in clones #19 and #20 may be due to hemolyzed serum used for the hormone analysis cannot be excluded.

Clones had slightly lower levels of E2 than the comparator group; this trend was observed during the perinatal period and before slaughter (Table F-6). However, the E2 values of clones were within the range of the comparators, but one comparator animal (#025461) displayed elevated levels of E2, as a result, the mean values of the comparator group increased. This animal also presented the highest rate of weight gain throughout the study. The body weight at slaughter was higher than the other comparators. If the data for this animal is removed from the comparator group, the apparent difference between animal clones and comparators is considerably diminished. Considering the above observations it can be concluded that the slight reduction in the levels of E2 in the clones was not biologically relevant.

Table F-5: Estradiol-17β and IGF-I Levels in Swine Clones and Comparators

Collection period	Estradiol-17β (pg/ml)		IGF-I (ng/ml)	
	Clones	Comparators	Clones	Comparators
Start	9.4 ± 0.4 (n=5)	16.10 ± 1.4 (n=15) 11.48 ± 1.6 (n=14)	142 ± 23.4	235.9 ± 6.7 (n=15) 222.03 ± 27.6 (n=14)
End	15.9 ± 0.9 (n=5)	26.7 ± 2.4 (n=13)	64.02 ± 12.8	93.9 ± 7.2 (n=13)

Table F-6: Estradiol-17β and IGF-I Values for Individual Clones

	Start of Study		End of Study	
Clone ID	**Estradiol-17β (pg/ml)**	**IGF-I (mg/ml)**	**Estradiol-17β (pg/ml)**	**IGF-I (ng/ml)**
18	6.82	45.80	17.84	91.60
19	10.91	114.50	18.71	22.90
20	10.21	68.70	16.06	22.90
21	6.27	22.90	13.76	68.70
22	9.48	137.40	11.05	137.40
23	11.43	0	9.80	91.60
24	9.74	338.17	12.87	160.30

Conclusions for Health and Growth of ViaGen Clones. The results of this study are limited by the small number of animals and the design of the experiment. However, results of this experiment indicate that even though the clone barrows were subjected to a significant immunological challenge after moving from more biosecure conditions to more standard housing conditions, most clones were able to respond appropriately to this stress. This immunological challenge potentially slowed the growth of clones early in this experiment and thus may have resulted in a delay in their maturation.

c. Carcass Characteristics

Carcass characteristics were provided on the four Hamline clones and 15 comparator barrows followed in Study 1; these are summarized in Table F-7. Hot carcass weights[141] averaged 85.91 and 90.68 kg for clone and comparator barrows, respectively, with the exception of the animals that were excluded (see discussion in next paragraph). Carcass lengths were 82.4 and 84.5 cm for clones and comparators, respectively. Dressing percentages were 70.1 and 70.2 percent for clones and comparators, and were similar across breed groups. Backfat thickness over the first rib, tenth rib, last rib, and lumbar vertebra were slightly greater for comparators than clones which may, in part, be due to the heavier body weight of comparator barrows at the time of slaughter. Qualitative characteristics including USDA carcass muscle score, firmness, and marbling were similar across groups and are illustrated in Table F-7. All animals received score 2 for carcass muscle. All of the clone and comparator barrows had marbling scores of either 1 or 2.

[141] Hot carcass weight refers to the weight of the eviscerated carcass post exsanguination, but prior to chilling.

The Duroc clone barrow carcass was condemned at slaughter due to a lung adhesion, and thus data relating to growth and carcass characteristics from this animal were not included for these variables. The rationale for excluding the carcass for this analysis is that in some cases, lung adhesions are due to bacterial infection, and animals fail to thrive, (i.e., their growth and carcass characteristics are adversely affected). Two other clones (#21 and 23) were approximately 45.45 kg lighter than any of the other animals in the experiment at the time of slaughter, and for this reason were excluded from carcass evaluation.

Measurements of pH at 24 hours post-slaughter on the *longissimus dorsi* muscle were similar. Loin eye area for meat cuts for clones and comparators were quite similar at 116.33 ± 10.16 and 11.76 ± 11.18 cm, respectively.

Table F-7: Comparison of the Carcass Characteristics of Barrows Derived by Somatic Cell Nuclear Transfer (Clones) or Conventional Breeding (Mean ± standard deviation)

	Comparators (n=15)	**Clones (n=4)**
Hot Carcass Weight (kg)	90.5 ± 6.2	85.7 ± 6.26
Carcass Length (cm)	84.5 ± 2.7	82.4 ± 1.5
Dressing Percentage (%)	70.2 ± 1.4	70.1 ± 0.8
Back Fat Thickness (mm)		
First Rib	38.7 ± 3.1[a]	35.3 ± 2.1[b]
Tenth Rib	22.2 ± 4.9	18.5 ± 3.1
Last Rib	23.3 ± 3.4	20.5 ± 4.7
Last Lumbar	21.0 ± 3.1	17.3 ± 3.2
Loin Eye Area (cm^2)	45.8 ± 4.0	44.0 ± 4.4
Longissimus pH at 24 hours	5.7 ± 0.1	5.6 ± 0.1
Carcass Muscle Score	2.2 ± 0.4	2.0 ± 0.0
NPPC Quality Scores		
Color	2.7 ± 0.6	3.0 ± 0.0
Marbling	1.9 ± 0.5	1.5 ± 0.6
Firmness	2.9 ± 0.9	3.5 ± 0.6

[a, b] Values with different superscripts are significantly different ($P<0.05$)

d. Meat Composition Analysis for Clones and Comparators

Meat composition data were available for the five clones (four Hamline and one Duroc) and 15 comparator animals (all Hamline). Because there were no differences between the Duroc and Hamline clones, data were pooled. All of the values examined (amino acids, fatty acids,

cholesterol, nutritionally important vitamins and minerals (see discussion in Chapter 6) were remarkably similar, and no biologically relevant differences were noted (Table F-8).

Table F-8: Comparison of Nutrient Concentrations in Meat from Swine Clones and Comparators from Experiment 1[1]

Component	Clones mean ± std. dev.	Comparators mean ± std. dev.
Amino acids (g)		
Alanine	1.26 ± 0.04	1.30 ± 0.04
Arginine	1.41 ± 0.03	1.47 ± 0.04
Aspartate	2.55 ± 0.28	2.43 ± 0.19
Cystine	0.25 ± 0.03	0.26 ± 0.02
Glutamate	3.41 ± 0.11	3.46 ± 0.09
Glycine	0.98 ± 0.04	1.02 ± 0.10
Histidine	0.99 ± 0.05	1.03 ± 0.05
Isoleucine	1.04 ± 0.05	1.05 ± 0.03
Leucine	1.74 ± 0.05	1.79 ± 0.04
Lysine	1.91 ± 0.06	1.96 ± 0.04
Methionine	0.54 ± 0.06	0.58 ± 0.03
Phenylalanine	0.86 ± 0.02	0.89 ± 0.02
Proline	0.85 ± 0.03	0.90 ± 0.06
Serine	0.90 ± 0.03	0.92 ± 0.02
Threonine	1.11 ± 0.04	1.14 ± 0.03
Tyrosine	0.77 ± 0.02	0.79 ± 0.02
Valine	1.10 ± 0.05	1.12 ± 0.04
Fatty Acids[2] (g) and Cholesterol (mg)		
14:0 (Myristic acid)	0.09 ± 0.06	0.05 ± 0.03
16:0 (Palmitic acid)	1.31 ± 0.82	0.95 ± 0.49
16:1 (Palmitoleic acid)	0.09 ± 0.04	0.14 ± 0.05
17:0 (Margaric acid)	0.01 ± 0.01	0.00 ± 0.01
17:1 (Margaroleic acid)	0.01 ± 0.01	0.00 ± 0.01
18:0 (Stearic acid)	0.66 ± 0.41	0.55 ± 0.27
18:1 (Oleic acid)	1.84 ± 0.84	1.49 ± 0.50
18:2 (Linoleic acid)	0.26 ± 0.08	0.19 ± 0.06
18:3 (Linolenic acid)	0.01 ± 0.01	0.00 ± 0.01
20:0 (Arachidic acid)	0.01 ± 0.01	0.00 ± 0.01
20:1 (Gadoleic acid)	0.05 ± 0.03	0.04 ± 0.02
20:2 (Eicosadienoic acid)	0.01 ± 0.01	0.01 ± 0.01
22:6 (Docosahexaenoic acid)	0.02 ± 0.03	0.01 ± 0.01

Cholesterol (mg)	55.5 ± 6.95	52.81 ± 2.69
Component	**Clones mean ± std. dev.**	**Comparators mean ± std. dev.**
Minerals (g)		
Calcium	0.004 ± 0.000[3]	0.005 ± 0.003
Phosphorus	0.20 ± 0.01	0.21 ± 0.01
Iron	0.001 ± 0.000[3]	0.001 ± 0.001
Zinc	0.002 ± 0.000[3]	0.001 ± 0.000[3]
Vitamins		
Niacin (mg)	10.90 ± 0.83	11.16 ± 1.58
B_6 (mg)	0.41 ± 0.09	0.48 ± 0.12
B_{12} (mcg)	0.21 ± 0.28	ND[4]

[1]Data expressed as quantities per 100 g of homogenized meat.
[2] Data presented reflect those fatty acids with detectable levels in pork.
[3] Actual standard deviation was < 0.001
[4] ND = not detected

Conclusions for Carcass Characteristics and Meat Composition of Clones. No remarkable differences were observed between clones and comparators for any of the characteristics evaluated. The small differences in backfat thickness and marbling are likely due to the lighter weight of clones vs. comparators at slaughter. Differences in meat nutrient composition were very small and likely not biologically relevant. The lack of biologically relevant differences in the food composition values between muscle of swine clones and comparators supports the conclusion that there is no additional food consumption risk from the consumption of muscle from swine clones compared to their conventional counterparts.

e. Semen and Breeding Evaluation

Sperm concentration, percent total motility (percent of sperm in motion), percent progressive motility (evaluates forward movement), and number of head/tail abnormalities were similar for the four clones and the comparator boars. The clones did not appear to have a reduction in semen quality relative to the comparator boars. The lowest post-shipment semen concentration, percent motility, and percent progressive motility were observed in the Duroc line comparator boars.

Table F-9: Evaluation of Semen From Individual Clones and Comparators

Animal	Concentration (sperm/ml x 10^9)	Total Motility	Progressive Motility	Head Abnormalities	Tail Abnormalities
Clone 2	5.13	82.34%	71.39%	58.00%	90.00%
Clone 3	7.10	79.95%	71.92%	81.75%	91.00%
Clone 5	5.23	86.18%	75.75%	58.50%	87.50%
Clone 7	4.19	79.19%	62.68%	90.50%	79.50%
Control H498	4.51	75.86%	70.45%	66.33%	87.22%
Control 18128	2.53	53.28%	49.42%	92.50%	81.25%
Control 25515	3.19	77.14%	57.20%	97.25%	83.75%

f. Farrowing Rate

The farrowing rate for the gilts inseminated with semen from clones and comparators was 73.5 percent vs. 62.5 percent, respectively. Both these rates are below the industry average of approximately 80 percent. The PigCHAMP swine industry record keeping system farrowing rate average for the second quarter of 2007 was 78.9 percent [142].It should be noted that the PigCHAMP rate included all parities (the number of times a sow has farrowed), and the rate would be expected to be lower for gilts. The lower farrowing rates of the pigs in this study could be attributed to many factors including the feed intake of the gilts as well as the ability of technicians to detect gilts in heat. Farrowing rate is generally more attributable to the female as opposed to the male member of the breeding pair, and takes into account such factors as ovulation rate (number of oöcytes released per estrus), age/parity of the sow, and environmental factors (Hafez and Hafez 2000). Additionally, the rate for the comparator-bred group was low relative to the clone-bred group, which was largely attributable to the gilts bred by one boar whose farrowing rate was 41.7 percent. This boar (Hamline nuclear donor) was reported to be five years old at the time of semen collection (relatively old for a breeding boar), which may have contributed to the low farrowing rate for gilts inseminated by his semen. As the clone-bred group had a higher farrowing rate than the comparator-bred group, and the farrowing rate of the clone-bred group was only slightly lower than industry averages, cloning does not appear to negatively impact AI-based boar reproductive performance.

The mean litter size for the progeny of the clone boars was 10.94 pigs and the median was 11.5 pigs. For the pigs from the comparator boars, the mean litter size was 11.76 pigs and the median was 12.0 pigs. The mean litter size for the U.S. in the second quarter of 2007 according to

[142] http://www.pigchamp.com/benchmarking_summaries.html

PigCHAMP records was 11.8 pigs per litter[17]. Although the comparator boars had a higher mean litter size, both groups were near the U.S. average for litter size. Litter size appeared to be more variable in gilts inseminated by clones: 11 percent of the litters from the clone boars had more than 14 pigs, whereas none of the comparator litters had more than 14 pigs. Further analysis of litter size showed that the clone boars also had a higher frequency of litters with less than ten pigs. Approximately 27.8 percent (10/36) of the litters from the clone boars had fewer than ten pigs in the litter. For the comparator group, only one litter (out of 25 litters or 4 percent of all comparator litters) had fewer than ten pigs. Many factors can affect litter size in pigs including the estrus cycle in which the gilts are bred, genetics, nutrition, management, environment, and ovulation rate of the gilt (Aherne and Kirkwood 1985). Although many of these factors were controlled (nutrition, parity, management, and environment), other factors besides cloning cannot be ruled out as contributors to the wider distribution of litter size for the litters from the clones. Finally, as semen characteristics appear to be similar between the clones and their comparators, the differences in litter sizes were most likely due to gilt or uncontrollable management variation such as breeding cycle or feed intake.

Table F-10: Results of Breeding Boar Clones and Comparators

Boar	Number of Gilts Bred	Number of Gilts Pregnant Day 30	Percentage of Gilts Pregnant Day 30	Number of Gilts Pregnant Day 110	Percentage of Gilts Pregnant Day 110	Number of Gilts Farrowed	Percentage of Gilts Farrowed
Clone 2	12	9	75	7	58.33	7	58.33
Clone 3	12	10	83.33	10	83.33	10	83.33
Clone 5	12	9	75	8	66.67	8	66.67
Clone 7	13	11	84.62	11	84.62	11	84.62
Control H498	12	7	58.33	7	58.33	5	41.67
Control 18128	14	13	92.86	13	92.86	11	78.57
Control 25515	14	9	64.29	9	64.29	9	64.29

Conclusions for Reproductive Performance of Clones. There were no apparent differences in semen quality between clones and comparator boars. Farrowing rate was slightly higher among gilts bred by semen from clone boars, although the difference between clones and comparators could be traced to the Hamline nuclear donor, which was older than any of the other boars used in this study. Average litter size was similar for clones and comparator boars, and farrowing rate and litter size for clones were similar to national averages. Therefore, reproductive performance does not appear to be affected by the cloning process in these animals.

2. Study 2: Progeny of Clones vs. Comparators

a. Survival

A summary of the survival data from this study is presented in Table F-11. At the start of the study, there were 310 (295 made it to slaughter) live-born clone-derived progeny and 251 (243 made it to slaughter) live-born comparator-derived progeny. The percentage of mummified pigs (dead, desiccated fetuses) at farrowing was 3.3, 2.8, 1.7, and 0 percent for the progeny from Hamline comparator, Hamline clones, Duroc comparators, and Duroc clone boars, respectively. In both breeds of pigs (Hamline and Duroc) the percentage of mummified pigs was slightly higher in the comparator group than in the clone-derived pregnancies. In this study, litters from Hamline clones and comparators and Duroc comparators had higher rates of mummies in their litters than the U.S. average (0.2 percent) (SwineReproNet)[143]; however, the percentage of mummies in the litters derived from the Duroc clone was similar to the U.S. average. A substantial number of pigs were lost around the time of birth, ranging from 17.0 percent-31.4 percent, and in each breed, these losses were slightly higher in the group comprised of progeny derived from clones. Most of these losses were due to the categories of "weakness" or "unknown causes." Further analysis of the data indicated that an entire litter of 13 progeny from a Duroc clone boar was lost on July 15, 2004, shortly after birth. Reasons provided for the loss of this litter included "unknown" (n=7) and "weak" (n=6). The accompanying animal health records note, however, that between July 13 and 15 sows were stressed due to both high temperature and humidity in the farrowing house. The records also indicate that C- section was performed on one of the heat-stressed gilts, and the gilt and her 13 pigs subsequently died. If these 13 progeny from the one litter that died are removed from the evaluation, the differences in survival rate for progeny from clones and from comparator boars are slight and inconsequential.

[143] http://www.traill.uiuc.edu/swinerepronet/paperDisplay.cfm?ContentID=6266

Table F-11: Comparison of the Survival Data for Progeny of Clone or Comparator Boars

	Hampshire Comparator	Hampshire Clone	Duroc Comparator	Duroc Clone	Total
Total pigs born	61	284	239	118	702
Mummies	2 (3.3%)[1]	8 (2.8%)	4 (1.7%)	0 (0%)	14 (2.0%)
Died at Birth	11 (18.6%)	62 (22.5%)	40 (17.0%)	37 (31.4%)	150 (21.8%)
Stillborn	5 (8.5%)	21 (7.6%)	22 (9.4%)	15 (12.7%)	63 (9.2%)
Overlay	5 (8.5%)	27 (9.8%)	10 (4.3%)	6 (5.1%)	48 (7.0%)
Weak	0 (0%)	1 (0.4%)	0 (0%)	6 (5.1%)	7 (1.0%)
Unknown	0 (0%)	12 (4.3%)	8 (3.4%)	10 (8.5%)	30 (4.4%)
DDFR	0 (0%)	1 (0.4%)	0 (0%)	0 (0%)	1 (0.1%)
DINJ	1 (1.7%)	0 (0%)	0 (0%)	0 (0%)	1 (0.1%)
Number of Animals Weaned	48 (81.4%)	214 (77.5%)	195 (83.0%)	81 (68.6%)	538 (78.2%)
Died Prior to Slaughter	0 (0%)	5 (1.8%)	7 (3.0%)	0 (0%)	12 (1.9%)
Completed Experiment	48 (81.4%)	209 (75.7%)	188 (80.0%)	81 (68.6%)	526 (76.5%)
Slaughtered	44 (74.6%)	181 (65.6%)	119 (50.6%)	61 (51.7%)	405 (58.9%)
Comparator shipped to market	0 (0%)	0 (0%)	64 (27.2%)	0 (0%)	64 (9.3%)
Tanked at slaughter[2]	0 (0%)	21 (7.6%)	0 (0%)	14 (11.9%)	35 (5.1%)
Shipped to Perdue[3]	4 (6.8%)	7 (2.5%)	5 (2.1%)	6 (5.1%)	22 (3.2%)

[1] Percentages are of total animals per group.
[2]These animals were sent for rendering because there were more progeny born than was needed for the experiment.
[3] These animals were sent at the conclusion of the experiment to Perdue University to be enrolled in an immunology experiment.

The percentage of stillborns among progeny of clones (36/394) and the progeny of the comparator boars (27/294) was the same (9 percent). This level is within the estimates of industry averages for stillborns (range 5 -10 percent (SwineReproNet)). Sixteen of the 36 litters from the clone boars had at least one stillborn pig (44 percent), while 13 of the 25 litters from the comparator boars had at least one stillborn pig (53 percent). Therefore, the frequency of stillborns in litters from the clone boars was lower than the comparator group. The litters of the clone Hamline boars had an average of 0.8 ± 0.3 rate of stillborn per litter, and were virtually identical to the comparator Hamline boars (0.8 ± 0.07). Similarly, the stillborn rate for the Duroc clone boar litters was 1.4 ± 0.4 per litter, while the rate for the comparator Duroc boar litters was 1.1 ± 0.3 stillborns per litter. According to PigCHAMP, these rates are similar to the average stillborn rate of 0.90 pigs per litter for the U.S. swine industry records for the second quarter of

2007[17]. Therefore, cloning does not appear to affect the stillborn rate component of reproductive performance of pigs for either genetic line.

One clone progeny pig was destroyed due to a deformity (DDFR). One comparator pig was destroyed due to an injury (DINJ). The destroyed pigs represent 0.25 percent and 0.3 percent for the progeny of the clone and comparator boars, respectively. The deformity of the destroyed clone progeny was not described and may more accurately fit into the "other abnormalities" category. Adding an additional pig to this category for the progeny of the clone boars does not increase the incidence rate to a level that warrants concern (see discussion on abnormalities). Injuries during nursing are usually due to sow overlays. Consequently, the injured pig reported in its own category may typically be included in the overlay category as discussed below. Adding this pig to the overlay category does not substantially change the frequency of overlays and therefore does not warrant changing the conclusion relative to overlays as discussed below.

The rates of abnormalities in both clone and comparator derived progeny were similar to industry observed levels. Progeny of the clone boars had an abnormality rate of 2.5 percent (10/394), including anal atresia (lack of opening of the anus) (1/394, 0.3 percent), spraddle legs (leg weakness) (4/394, 1 percent), and "other" (5/394, 1.2 percent). Three of the 295 offspring of the comparator boars had abnormalities (1 percent), all of which were recorded as having spraddle legs. The incidence and cause(s) of spraddle legs is not well documented or fully understood, but it may involve several factors including genetics, management, slick flooring, mycotoxins, and a virus or combination of viruses (DeRouchey et al. 2007). Furthermore, the incidence of spraddle legs was the same for both groups. Therefore, the occurrence of spraddle legs does not appear to be related to cloning. Of the two other classes of abnormalities observed in the progeny of clones, all have previously been reported in the literature on swine reproduction. The incidence of anal atresia in the general swine population has been reported to range from 0.1-1.0 percent (Wiedemann et al. 2005). Further investigation of the "other" category revealed that these pigs were from two litters. Three pigs from one litter were described as having "typical leg abnormalities possibly associated with overcrowding in the uterus." These pigs were from a litter of 18 pigs, which would be considered large compared to industry average (Vonnahme et al. 2002). The other two pigs were from another litter, and were described as having short legs. The frequency of miscellaneous abnormalities in newborn pigs has been reported by Spicer and coworkers (1986) as 1.2 percent, and included cleft palate, anal atresia, renal hypoplasia, hydrocephalus and accidental death. Because similar abnormalities have been reported in the swine industry at a similar frequency to that of this study, the rate of "other" abnormalities in this study is not a high concern.

Seven of the 394 progeny (2 percent), all from the same litter (#339) derived from one of the clone boars were disposed of for unknown reasons. Furthermore, of the seven clone-progeny pigs that were categorized as "disposed of because they were weak" (2 percent), six were from the same litter (#339) as the pigs "disposed of for unknown reasons." Only one other progeny of the clone boars was disposed of for being weak. No comparator pigs were disposed of for unknown reasons or because of weakness. The fact that 4 percent of the pigs from the clone boars were destroyed due to weakness and unknown reasons compared to 0 percent of comparators could be a matter for concern. However, this effect results primarily from observations from one litter, and the daily observation records indicate that heat stress was a problem in the farrowing house when this litter was delivered. Further, given most of the pigs in this litter were disposed on the day they were born, with only two pigs living for three days, it appears that heat stress of the dam and/or pigs may have contributed to the loss of this litter. The consequent disposal of this litter resulted in the relatively high rate (4 percent) of "unknown" and "weak pig" disposals for the progeny of the clone boars. The data do not, however, fully account for the removal and subsequent care of the pigs in this litter, and this interpretation should be considered preliminary. We also note that unknown disposals or weak pig disposals do not appear to be a problem across litters for the clone progeny group, which would be expected if cloning were a primary contributing factor to the incidence of weak pigs in the progeny of clones.

The frequency of overlays (death due to the sow lying on top of the piglets) for pigs in litters from the clone boars and the litters from the comparator boars were 8.2 percent and 5.0 percent respectively. Industry estimates for pig deaths due to crushing by the sow are between 4.8 and 18 percent (Lay et al. 1999). The frequencies of overlays for both groups in this study are near the low end of the estimated range of deaths due to crushing. Crushing has been reported to be related to several factors including the genetics, activity level of the sow and sow housing (Lay et al. 2002). Secondary factors that potentially influenced the number of pigs that die due to the dam lying on pigs included environmental conditions at the time of farrowing and the number of litters that were born on a single day. The data indicate that 315 of the 688 pigs were born on one of six days where the heat index was above 104ºF (40˚C). The daily sow/litter observation records indicate that high temperatures in conjunction with poor cooling may have contributed to the number of crushing deaths, as the sows attempted to find a cooler and more comfortable position. The records do not differentiate between the two groups of gilts, and gilt housing was the same for both groups in this study. Therefore, any differences in the number of crushing deaths in this study were probably due to differences in sow activity. Also, the litter observation records indicate normal growth and behavior for all of the pigs and therefore, there is no evidence to indicate an increase in susceptibility to crushing of pigs in the litters from the clone boars.

The total number of disposed pigs (stillborns, destroyed, overlays, unknown deaths and weak pigs) was 21 percent for the pigs from the clone boars and 14 percent for the pigs from the comparator boars. The difference in the two groups is primarily due to the unknown and weak pig disposals and a higher rate of overlays. These categories have been discussed previously. Also, there was a 3.0 percent loss of pigs post-weaning in pigs derived from Duroc comparators and a 1.8 percent loss of pigs obtained from Hampshire clone boars. Based on these data there is no evidence to suggest that progeny of clones are at increased risk for mortality compared to AI-derived pigs.

Initial plotting of the relationship between age and body weight suggested that, although the mean length of time to slaughter was similar for progeny within the four groups, there might be a broader range in the length of time that it took to reach slaughter weight. These data indicate that there was a similar range, from 144 to 210 days, in the length of time that it took for progeny from conventionally bred and clone boars to attain their slaughter weight. Furthermore, the data indicate that there were only small differences in ADG between the four groups of pigs between birth and slaughter or weaning and slaughter. When ADG was calculated over 4 week intervals there were no significant differences prior to 20 weeks of age. The data indicated that slightly less than 50 percent of the progeny from each of the four groups was slaughtered prior to week 24 and that only 27 animals remained on the experiment at week 28. The small differences in percentage of animals could be attributed to the small number of animals remaining in the experiment at this point than to any one of the groups.

Because of its retrospective survey nature, and its smaller size, the Cyagra dataset was evaluated using a slightly different procedure (see description in Appendix E). In that case, values from approximately breed- and age-matched comparators were used to establish a range against which values obtained from clones were compared (The Cyagra approach). To determine how outcomes would differ if the ViaGen data had been analyzed by the same method used to evaluate the Cyagra dataset, both approaches were applied to the clinical chemistry and hematology variables from ViaGen Study 2. The following tables (Tables F-12a, F-12b and F-13) summarize the proportion of values that were identified as outliers for further examination by both procedures. The boxplot procedure identified a slightly higher percentage of values for further examination than the procedure used to describe the Cyagra data. However, the boxplots identified similar percentages of outlier values for progeny of comparators as for progeny of clones.

Table F-12a: Variables, Observations, and Outlier Values of Bloodwork from Progeny of Comparators Using the Box Plot Method

Data	Number of Variables	Number of Observations	Number of Progeny	Number of Outlier Values	Number of Missing Values	Percentage of Outliers	Percentage in Range
July 2004 Hematology	18	439	204	201	0	5.5	94.5
July 2004 Chemistry	35	513	226	267	0	3.4	96.6
October 2004 Hematology	18	452	187	108	2	3.2	96.8
October 2004 Chemistry	35	442	178	295	0	4.7	95.3
January 2004 Hematology	18	222	84	52	10	3.5	96.5
January 2004 Chemistry	35	405	164	156	0	2.7	97.3

To derive percentage of outlier values in Tables F-12a, F12b, and F-13, multiply the number of variables by number of progeny. For example, from row 1 of Table F-12a: 18 variables x 235 clone progeny sampled = 4230 total observations for July hematology. Then divide the number of outliers in the appropriate column by total observations (167/4230 = .0394) and multiply by 100 to obtain the percentage of outlier values.

Table F-12b: Variables, Observations, and Outlier Values of Bloodwork from Progeny of Clones Using the Box Plot Method

Data	Number of Variables	Number of Observations	Number of Progeny	Number of Outlier Values	Number of Missing Values	Percentage of Outliers	Percentage in Range
July 2004 Hematology	18	439	235	167	0	3.9	96.1
July 2004 Chemistry	35	513	287	320	0	3.2	96.8
October 2004 Hematology	18	452	265	151	28	3.2	96.8
October 2004 Chemistry	35	442	264	295	0	3.2	96.8
January 2004 Hematology	18	222	138	122	16	4.9	95.1
January 2004 Chemistry	35	405	241	365	0	4.3	95.7

Table F-13: Percent of All Values Identified as Outliers Using the Procedure Used to Describe the Cyagra Data, for Progeny of Clones Only

Data	Number of Variables	Number of Observations	Number of Progeny	Number of Outlier Values	Number of Missing Values	Percentage of Outliers	Percentage in Range
July Hematology	18	439	235	12	0	0.3%	99.7%
July Chemistry	35	513	287	53	0	0.5%	99.5%
October Hematology	18	452	265	36	28	0.8%	99.2%
October Chemistry	35	442	264	62	0	0.7%	99.3%
January Hematology	18	222	138	47	16	1.9%	98.1%
January Chemistry	35	405	241	85	0	1.0%	99.0%

b. Growth, Hematology, Clinical Chemistry, and Urinalysis

i. Growth

The birth weights of clone and comparator progeny were similar. To establish a base population for the comparator group of pigs (n = 267), mummified and stillborn pigs were excluded. A birth weight outlier analysis of the progeny of the clones and comparator boars (n=617) indicated that two progeny of clone boars were lightweight outliers (0.59 and 0.64 kg). One comparator pig was a lightweight outlier (0.41 kg) and one comparator pig was a heavyweight outlier (2.31 kg). The boxplots for birth weights showed a similar distribution for the progeny of the clones and comparator boars. Additionally, the mean birth weight for the offspring of the clone boars was 1.5 kg and the mean for the comparator group was 1.45 kg. The median for both groups was 1.5 kg. The similarity in birth weights, the birth weight distributions and the low frequency of outliers between the progeny of the clone boars and those of the comparator boars indicate that birth weight is not a health concern for progeny of clones.

birth to slaughter were 0.69, 0.68, 0.71, and 0.69 kg/day for progeny derived from Hampshire comparator, Hampshire clones, Duroc comparators, and Duroc clone boars, respectively. Similar finds were observed for ADG between weaning and slaughter (0.76, 0.73, 0.77, and 0.74 kg/day, respectively). Body weights were also measured every 4 weeks with only small differences between the progeny of clones and comparators.

Table F-15: Comparison of ADG for Progeny Derived from Clone Boars or Conventionally Derived Boars (means ± standard deviation)

	Hampshire Comparator	Hampshire Clone	Duroc Comparator	Duroc Clone
Birth to weaning	0.40±0.13 (n=48)	0.44±0.09 (n=208)	0.43±0.10 (n=186)	0.45±0.09 (n=81)
Weaning to 8 wks	0.65±0.13 (n=48)	0.73±0.15 (n=208)	0.82±0.14 (n=186)	0.84±0.14 (n=81)
8 wks to 12 wks	1.59±0.20 (n=48)	1.51±0.21 (n=208)	1.54±0.18 (n=186)	1.55±0.22 (n=81)
12 wks to 16 wks	2.04±0.30 (n=48)	1.96±0.25 (n=208)	2.07±0.28 (n=186)	2.01±0.30 (n=81)
16 wks to 20 wks	2.12±0.35 (n=48)	2.10±0.32 (n=208)	2.18±0.31 (n=186)	1.92±0.30 (n=81)
20 wks to 24 wks	2.11±0.29 (n=24)	2.00±0.38 (n=109)	2.05±0.32 (n=73)	1.98±0.35 (n=54)
24 wks to 28 wks	1.81±0.32 (n=4)	1.77±0.52 (n=11)	0.84±1.88 (n=5)	1.86±0.41 (n=7)
Birth to slaughter	1.53±0.11 (n=48)	1.50±0.11 (n=208)	1.57±0.10 (n=186)	1.52±0.10 (n=81)
Weaning to slaughter	1.67±0.12 (n=48)	1.62±0.13 (n=208)	1.70±0.12 (n=186)	1.63±0.11 (n=81)

ii. Hematology, Clinical Chemistry, and Urinalysis

First Blood Sampling[144] *(July).* The results of blood clinical chemistry and hematology for July, when the progeny were between three and 30 days old, are in Charts F-1 and F-2, respectively. More that 94 percent of these values showed no differences between the progeny of clones and comparators. We identified the following variables to be of interest for clone progeny:

[144] Appendix H has detailed descriptions of clinical chemistry values and what they measure.

hemolysis, lipemia, percent saturation, ALT, AST, CK, Lipase, SDH, LUC, MCHC, and MPV. This is because greater than 5 percent of the clone values were outside the comparator range and therefore would be more that we would expect by chance. In approximately 5 percent of the clone progeny, values for hemolysis, lipemia, percent saturation, ALT, AST, CK, Lipase, SDH, LUC, MCHC, and MPV were outside the comparator range. To determine whether these values indicated concerns for the health of the animals, we compared the amount of variability between the clone progeny and the comparator progeny groups. Following that analysis, we determined that the values for hemolysis, percent saturation, ALT, SDH, LUC, MCHC, and MPV had a similar amount of variability and did not warrant any further concern. The values for lipemia, AST, CK, and lipase were out of range more frequently for clone progeny and required further consideration.

Hemolysis and lipemia can be considered artifacts based on sample handling or drawing samples from animals that have been fed recently, respectively, and can have a significant adverse impact on the quality of other blood data values (Duncan and Prasse 2003). Hemolysis, either from poor collection technique, age of the sample, or poor handling of the sample once in the laboratory, has a serious effect on many blood chemistry tests, including dramatic effects on the enzymes alkaline phosphatase, GGT, and CK. In general, it is advisable to draw a new sample if gross hemolysis is noted. Lipemia (a measure of the amount of fats in the blood) can become elevated if animals have their blood drawn shortly after eating. The increased levels of lipids can falsely raise Na, K, and Cl levels and artifactually lower AST and ALT levels (Shanahan 2004). For that reason, lipemia is not considered a health related variable in food animals (Duncan and Prasse 2003). Creatine kinase (CK) is an enzyme found in muscle tissue and to a lesser extent in liver cells, and elevations are often indicators of muscle injury (including muscle damage during venipuncture) or hemolysis (Duncan and Prasse 2003) (See Appendix E). It is unclear if the small elevations that were noted were due to those reasons, or injury near the time of handling. AST is an enzyme found in liver cells and muscle cells. It has a longer half-life than CK. Although eight more clone progeny (19/242 or 7.8 percent) had elevated AST compared to the non-clone progeny (11/163 or 6.8 percent), neither the level of increase nor the number of animals with increased levels were sufficiently high to indicate a real biological difference. Lipase is a pancreatic enzyme that breaks down fat; its elevation can indicate pancreatic inflammation (pancreatitis). A 2-3 fold increase, however, is considered the threshold for further evaluation to determine whether pancreatic inflammation is responsible. (Duncan and Prasse 2003). The upper level is 93.5 U/l and average elevation is 132 U/l. In pancreatitis, there also is usually an increase in another enzyme (amylase) to corroborate the condition (Duncan and Prasse 2003). Amylase values in this study are within range. As values in this study represented less than a 2 fold increase, we did not consider them biologically relevant. We therefore

concluded that there are no biologically relevant differences in blood values between clone progeny and comparator progeny at this point in their development.

Second blood sampling (October). The results of blood clinical chemistry and hematology for October, when the animals were approximately 12 to 15 weeks old, are in Chart F-3 and F-4, respectively. In comparing the clone to non-clone progeny variability, the CK and basophil values were similar enough to conclude no difference. For the chemistry values in clones, indirect bilirubin/total bilirubin and bile acids had more outliers compared to non-clone progeny. Bilirubin is a breakdown product from the hemoglobin of senescent (old) RBCs. The liver processes this by conjugating the product to a salt and making it water soluble. Elevations in bilirubin can indicate reduced hepatic function (Duncan and Prasse 2003). The clones in this study had low bilirubin. There is no known cause for low bilirubin. For this reason, this finding was considered not clinically relevant. Bile acids were elevated in 25 clone progeny and 13 comparator progeny. Bile acids can be artifactually elevated in response to eating. This value may also indicate some hepatic insufficiency (insufficient number of liver cells to perform the metabolic functions of the liver). If the liver were adversely affected, we would expect to find other corroborating analytes to confirm this possibility. There are no other analytes to confirm hepatic insufficiency in these animals.

Hematology values for basophils for progeny of clones and comparators were similar enough not to warrant further discussion. More clone progeny had lower MCH (mean corpuscular hemoglobin) and MCV (mean corpuscular volume) values and more clone progeny had higher RBC values than the comparators. RBCs are elevated in 12 clone progeny and only 2 comparator progeny. Elevations in RBC can be from excitement (splenic contraction), hydration status (dehydration causes an increase in RBC), or an absolute polycythemia (true increase in production). The cause here is unknown but does not seem to indicate a health problem. MCH is a value derived by dividing hemoglobin by the RBC number. Because the RBC number is high, the MCH must be low. A decrease in mean MCV can mean an iron deficiency. This is usually accompanied by anemia. Anemia is defined as a reduced number of RBCs or decreased Hematocrit/ Packed Cell Volume (PCV). Because there was an increase in these values, its significance is minimal.

Third blood sampling (January). The results of blood clinical chemistry and hematology for January, when the animals were approximately 24 weeks old, are in Charts F-5 and F-6, respectively. Values with similar variation between clone and comparator progeny are Mg++, LUC, and RDW. These values require no further discussion.

Sodium:potassium (Na:K) ratio is a value derived from the sodium concentration and compared to the potassium concentration. Neither Na+ nor K+ were significantly different. Their ratio is used to determine adrenal function (to detect Addison's Disease) in small animals. Its significance in pigs is not listed in clinical pathology texts as being clinically relevant (Duncan and Prasse 2003). ALT, AST, BA, CK, and SDH are analytes with significance for liver and muscle tissues. Because we have seen elevations in these enzymes before and discussed them above, we decided to determine if there was clinical relevance to the increase in clone progeny. As discussed, BA may be increased depending on when the blood was drawn in relation to a meal. Elevations in values for analytes with significance for liver and their effect on body weight are discussed in the next section. Daily health observations were not available. As stated in Appendix E and elsewhere, one can only evaluate lab tests in the context of a complete clinical picture.

In the January hematology, hematocrit and RBCs were elevated in progeny of clones. Elevated hematocrit and RBC values are rarely an adverse health issue. The MCHC (mean corpuscular hemoglobin concentration) had as many high values as low values, which reduces its significance as an indicator of a health problem. The clone progeny had 21/138 (15.2 percent) animals with elevated segmented neutrophils (segs) vs. 4/84 (4.8 percent) for the comparator progeny. Segmented neutrophils are elevated in response to bacterial exposure. With no daily clinical health observations, it is difficult to interpret this observation. However, this may be an appropriate response to some challenge in the pig's environment because no other analytes indicative of active infection (over all white cell count, banded neutrophils, globulin) are elevated.

No differences in the levels of IGF-I (Fig.1), and E2 (Fig. 2) in progeny of swine clones versus comparator animals were found at slaughter. Male progeny of animal clones and their comparators have similar levels of E2. The levels of E2 were slightly, but not significantly, diminished in the female progeny of clones vs. the comparators. This minor decrease was considered to be part of the normal variation in blood levels that may occur depending on reproductive status of the female and time of day. The reproductive status of the female animals was not provided, however, these animals were slaughtered at approximately six months of age, when swine are generally still pre-pubertal. Nevertheless, the levels of E2 in the progeny of swine clones do not differ significantly from the comparators.

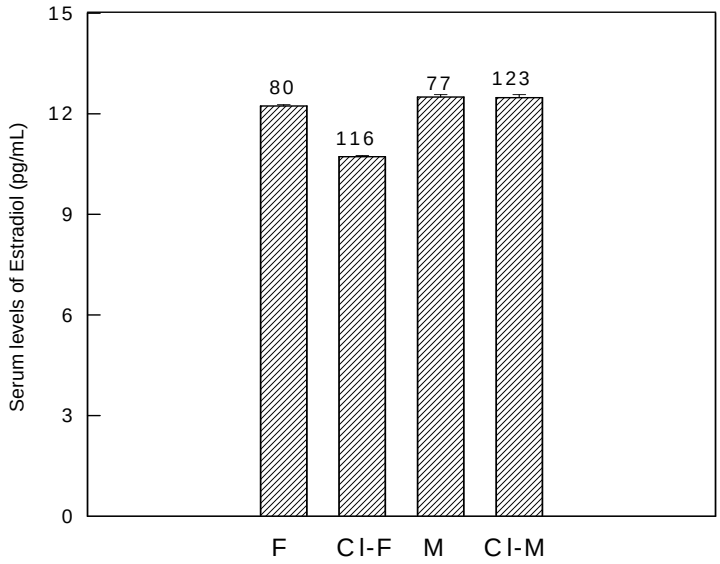

Figure F-4 depicts the levels of IGF-I in the offspring of swine clones and comparators (female and males) at slaughter. CL=offspring clones, F=female, M=male. Values are mean ± SEM, the numbers above the bars = number of samples (animals) per group.

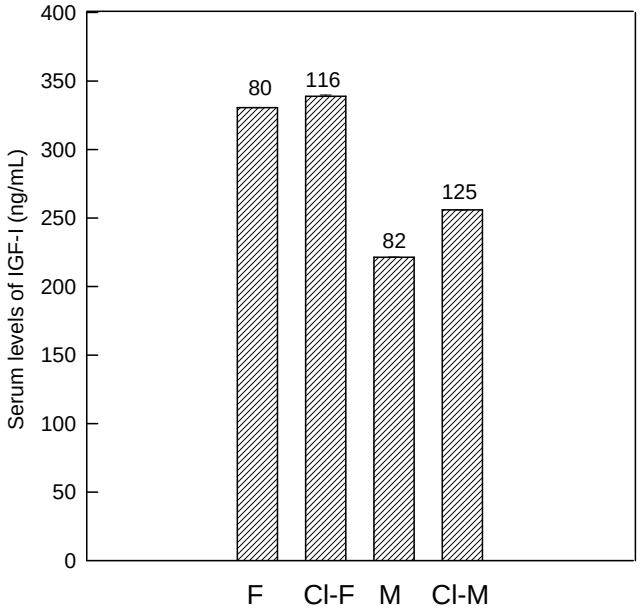

Figure F-5 depicts the levels of Estradiol-ß in offspring of swine clones and comparators (female and males) at slaughter. CL=offspring clones, F=female, M=male. Values are mean ± SEM, the numbers above the bars = number of samples (animals) per group.

Urinalysis. Urine samples were harvested after slaughter, which may account for the presence of blood in some samples. Only one clone progeny had protein in its urine. This is not unrealistic by random chance and not a health issue.

Table F-16: Frequency by Group of Urinary pH Values in Progeny of Swine Clones and Comparators

pH	6	6.5	7	7.5	8	8.5	Total
Number of Clone Progeny	10	12	16	54	146	4	242
Percentage	4%	5%	7%	22%	60%	2%	100%
Number of Comparator Progeny	13	11	13	36	89	1	163
Percentage	8%	7%	8%	22%	54.5%	0.5%	100%
Total Number of Animals	23	23	29	90	235	5	405

The distribution of pH values is similar between the clone progeny and the comparator progeny and indicates normal urine variation. This is especially true for animals on an herbivorous diet which is typical of current swine management practice (Duncan and Prasse 2003). No animals in this experiment had glucose in the urine.

Conclusions for Animal Health of Progeny of Clones. Although there was a higher death loss among progeny of clones in this study, most of this loss can be attributed to a single litter farrowed by a heat-stressed sow that did not survive. Causes of death (e.g., stillbirth, overlay, weakness) were similar to national statistics for commercially raised swine, and there were only minor differences between groups. Few animals were noted with abnormalities in either group, and the rates and types of abnormalities were similar to national statistics for commercially raised swine. Growth rates from birth to weaning for progeny of clones and comparators were similar. Differences were noted in both the early (neonatal) and mid-trial (early juvenile) blood values between progeny of clones and comparators in Study 2. The differences during the neonatal period were few and minor. The clone progeny values were considered to be within the range of variation for a normal population of neonatal animals. There are some differences between the clone progeny and comparator progeny during the second blood sampling (early juvenile period). The values for analytes with significance for liver for this second sampling period offered mixed results, none of which confirm liver abnormalities. The blood cell values for this second sampling are also inconsistent, offering no indication of blood cell abnormalities. There are increases in liver-function associated analytes in this dataset (late juvenile period). The other values indicate no negative health impact on progeny of clones.

c. Carcass Characteristics

Given the large variation in live weight at the time of slaughter, one might anticipate that many of the post-slaughter carcass characteristics, such as marbling and backfat thickness, would also vary considerably. Carcass characteristics are provided in Table F-17. Hot carcass weights were 79.9, 79.4, 79.0, and 81.2 kg for progeny from Hamline comparator, Hamline clones, Duroc comparators, and Duroc clone boars, respectively. Carcass length was also similar, 82.7, 81.6, 82.3, and 81.5 cm, respectively. The first rib values were 22.2, 23.4, 23.8, and 25.9 mm for progeny from Hamline comparator, Hamline clones, Duroc comparators, Duroc clone boars, respectively, whereas the last rib values were 16.0, 16.9, 17.4, and 19.0 mm, respectively.

Table F-17: Carcass Characteristics for Progeny Derived from Clone or Comparator Boars

	Hampshire Comparator (Mean ± standard deviation)	Hampshire Clone (Mean ± standard deviation)	Duroc Comparator (Mean ± standard deviation)	Duroc Clone (Mean ± standard deviation)
Hot Carcass Weight (kg)	79.9 ±3.9	79.4±3.9	78.9±4.3	81.2±4.1
Carcass Length (cm)	82.7 ±2.2	81.6±2.1	82.3±2.2	81.5±2.3
Loin Eye Area (cm^2)	6.7 ± 0.8	6.8±0.8	6.6±0.8	7.2±0.9
Back fat Thickness (mm)				
First rib	22.2 ± 4.2	23.4 ± 4.4	23.8 ± 4.1	25.9 ± 4.2
Last rib	16.0 ± 2.9	16.9 ± 3.2	17.4 ± 2.4	19.0 ± 2.8
Last Lumbar	16.6 ± 3.4	17.0 ± 3.2	18.1 ± 2.6	19.3 ± 2.7
Longissimus pH at 24 hours	5.8 ± 0.2	5.7 ± 0.1	5.7 ± 0.1	5.7 ± 0.1
Carcass muscle score	3 ± 0	3 ± 0	3 ± 0	3 ± 0
NPPC Quality Scores				
Color	3 ± 0.3	3 ± 0.2	3 ± 0.1	3 ± 0
Marbling	3 ± 0.7	3 ± 0.8	3 ± 0.8	3 ± 0.9
Firmness	2 ± 0	2 ± 0	2 ± 0	2 ± 0

All animals were given score 3 for carcass muscle score and 2 for firmness. Ninety-three percent of the progeny from the clones and comparator boars had marbling score within the 2 to 4 range. Measurements of pH at 24 hours post-slaughter on the longissimus muscle were similar. Loin eye area for meat cuts for progeny from Hamline comparator, Hamline clones and comparators, as well as Duroc comparators and clones were also very similar. In summary, all of the carcass characteristics evaluated were similar between the offspring of clones and comparators.

d. Meat Composition from the Progeny of Clones and Comparators

Table F-18 provides the comparison of key nutrients between the progeny of clones and their comparators. Data were reported for 412 swine of which 242 were the progeny of clones and 163 were the progeny of comparator boars. The primary comparison was made between the reported nutrient concentrations of these two groups. A secondary comparison was made to reference swine muscle values currently in the food supply (USDA Food Composition Data for pork, fresh, composite of trimmed retail cuts (loin and shoulder blade, separable lean and fat, raw), USDA National Nutrient Database for Standard Reference Release 18[145])). The latter comparison is less tightly controlled than the comparison with the comparator, largely due to the differences in cuts, and the unknown nature of the breed(s) of swine used in the USDA dataset.

The composition of the meat from the progeny of clones and comparators indicates that the meat samples were indistinguishable at the level of the key nutrients evaluated. Only two values (alanine and erucic acid) of 56 (0.04 percent) were not virtually identical, less than would be expected by chance alone. Neither of these differences is biologically significant.

Comparing the meat composition of either the progeny of clones or the comparators to the USDA values reveals that neither is as closely comparable to that dataset as they are to each other. For example, values for niacin and vitamin B_{12} from the progeny of both clones and comparators were higher than the USDA values for a similar type of swine muscle (shoulder blade and loin), while virtually identical to each other. Other nutrients that differ from the USDA database include palmitic acid (16:0), palmitoleic acid (16:1), stearic acid (18:0), oleic acid (18:1), linoleic acid (18:2), arachidonic acid (20:4), and niacin. The levels of these six fatty acids are higher in the database than in the progeny of clones and comparators. Little variability was observed between the other values in the nutrient profiles of the USDA database and those obtained from the progeny of clones and comparators. The differences between the nutrient concentrations in progeny of clones and comparators compared to USDA database may be due to diet, swine genotype, or storage stability effects. The important conclusions from the two comparisons, however, are that (1) there are virtually no differences between the progeny of clones and comparators, (2) the closely genetically related comparators are a better reference point than the USDA data base, and (3) none of the differences pose a food safety concern. These data suggest that there is no increased risk for humans to consume muscle from the progeny of swine clones.

[145] http://www.nal.usda.gov/fnic/foodcomp/search/

Table F-18: Comparison of Nutrient Concentrations of Progeny from Clones and Comparators

Nutrients[1]	**Progeny from Clone Boars mean ± std. dev.**	**Progeny from Comparators Boars Mean ± std. dev.**
Amino Acids		
Aspartic acid	2.31±0.19	2.29±0.16
Cystine	0.25±0.02	0.25±0.01
Glutamic acid	3.76±0.34	3.71±0.27
Glycine	1.14±0.15	1.12±0.13
Histidine	0.98±0.09	0.98±0.07
Isoleucine	1.03±0.12	1.03±0.10
Leucine	1.90±0.14	1.89±0.12
Lysine	2.06±0.17	2.07+0.16
Methionine	0.61±0.05	0.62±0.04
Phenylalanine	0.96±0.09	0.94±0.08
Nutrients[1]	**Progeny from Clone Boars Mean ± std. dev.**	**Progeny from Comparators Boars Mean ± std. dev.**
Praline	1.09±0.13	1.11±0.13
Serine	0.96±0.08	0.95±0.07
Threonine	1.09±0.09	1.08±0.07
Tyrosine	0.81±0.06	0.81±0.05
Valine	1.09±0.12	1.10±0.10
Fatty Acids and Cholesterol		
8:0 (Caprylic acid)	<0.01[2]	0.01
10:0 (Capric acid)	0.01±0.002	0.01±0.002
11:0	<0.01	<0.01
12:0 (Lauric acid)	0.01±0	0.01±0
14:0 (Myristic acid)	0.08±0.027	0.08 ± 0.029
14:1 (Myristoleic acid)	<0.01	<0.01
15:0	<0.01	<0.01
15:1	<0.01	<0.01
16:0 (Palmitic acid)	1.39±0.38	1.40±0.49
16:1 (Palmitoleic acid)	0.17±0.06	0.16±0.05
17:0 (Margaric acid)	0.01±0.003	0.01 ±0.002
17:1 (Margaroleic acid)	0.01±0.003	0.01±0.002
18:0 (Stearic acid)	0.66±0.24	0.68±0.25
18:1 (Oleic acid)	2.26±0.76	2.20±0.72
18:2 (Linoleic acid)	0.3±0.11	0.29±0.11
18:3 (Linolenic acid)	0.02±0.001	0.01±0.005

Nutrients[1]	**Progeny from Clone Boars Mean ± std. dev.**	**Progeny from Comparators Boars Mean ± std. dev.**
18:4	0.01±0.0001	0.01±0.004
20:0 (Arachidic acid)	0.01±0.005	0.01±0.005
20:1 (Gadoleic acid)	0.08±0.04	0.07±0.04
20:2 (Eicosadienoic acid)	0.02±0.01	0.02±0.005
20:3 (Eicosatrienoic acid)	0.01±0.01	<0.01
20:4 (Arachidonic acid)	0.01±0.003	0.01±0.002
20:5 (Eicosapentaenoic acid)	0.01 ± 0	0.01±0.004
21:5 (Heneicosapentaenoic acid)	0.01±0	<0.01
22:0 (Behenic acid)	<0.01	<0.01
22:1 (Erucic acid)	0.01±0.006	0.02±0.006
22:2 (Docosadienoic acid)	<0.01	0.01±0.01
22:3 (Docosatrienoic acid)	<0.01	<0.01
22:4 (Docosatetraenoic acid)	<0.01	<0.01
22:5 (Docosapentaenoic acid)	<0.01	<0.01
22:6 (Docosahexaenoic acid)	0.02±0.01	0.02±0.01
24:0 (Lignoceric acid)	<0.01	<0.01
24:1 (Nervonic acid)	<0.01	<0.01
Cholesterol (mg/100 g)	57.93±5.46	59.39±5.04
Minerals		
Calcium	0.01±0.003	0.01±0.002
Iron	0.00±0.0005	0.000±0.003
Phosphorus	0.18±0.082	0.16±0.082
Zinc	0.00±0.0003	0.00±0.0001
Vitamins		
Niacin (mg/100g)	10.68±1.23	10.64±1.03
Vitamin B_6 (mg/100 g)	0.40±0.07	0.38±0.07
Vitamin B_{12} (mcg/100 g)	1.01±0.25	0.97±0.28

[1] Unless otherwise specified, quantities are expressed as g/100g homogenized meat.
[2] Values marked with "<" indicate concentrations below the level of detection for the instrument used in the assay.

Table F-19: Nutrient Concentrations for Pork, Fresh, Composite of Trimmed Retail Cuts (Loin And Shoulder Blade), Separable Lean and Fat, Raw as Listed in USDA National Nutrient Database

Nutrients[1]	**USDA[2]**
Amino Acids	
Aspartic acid	1.795
Cystine	0.246
Glutamic acid	3.011
Glycine	1.011
Histidine	0.761
Isoleucine	0.900
Leucine	1.556
Lysine	1.748
Methionine	0.508
Phenylalanine	0.776
Praline	0.830
Serine	0.807
Threonine	0.882
Tyrosine	0.668
Valine	1.052
Fatty Acids and Cholesterol	
8:0 (Caprylic acid)	0.000
Nutrients[1]	**USDA[2]**
10:0 (Capric acid)	0.010
11:0	not listed
12:0 (Lauric acid)	0.010
14:0 (Myristic acid)	0.160
14:1 (Myristoleic acid)	not listed
15:0	not listed
15:1	not listed
16:0 (Palmitic acid)	2.79
16:1 (Palmitoleic acid)	0.37
17:0 (Margaric acid)	not listed
17:1 (Margaroleic acid)	not listed
18:0 (Stearic acid)	1.46
18:1 (Oleic acid)	5.27
18:2 (Linoleic acid)	1.140
18:3 (Linolenic acid)	0.09
18:4	0.00

Nutrients[1]	**USDA**[2]
20:0 (Arachidic acid)	not listed
20:1 (Gadoleic acid)	0.100
20:2 (Eicosadienoic acid)	not listed
20:3 (Eicosatrienoic acid)	not listed
20:4 (Arachidonic acid)	0.08
20:5 (Eicosapentaenoic acid)	0.00
21:5 (Heneicosapentaenoic acid)	not listed
22:0 (Behenic acid)	not listed
22:1 (Erucic acid)	0.00
22:2 (Docosadienoic acid)	not listed
22:3 (Docosatrienoic acid)	not listed
22:4 (Docosatetraenoic acid)	not listed
22:5 (Docosapentaenoic acid)	0.000
22:6 (Docosahexaenoic acid)	0.000
24:0 (Lignoceric acid)	not listed
24:1 (Nervonic acid)	not listed
Cholesterol (mg/100 g)	64
Minerals	
Calcium	0.019
Iron	0.00082
Phosphorus	0.195
Zinc	0.00187
Vitamins	
Niacin (mg/100g)	4.492
Vitamin B_6 (mg/100 g)	0.456
Vitamin B_{12} (mcg/100 g)	0.63
[1]Data expressed as quantities per 100 g of homogenized meat.	
[2]USDA means taken from the USDA National Nutrient Database for Standard Reference Release 18, item number 10226. [3] Values marked with < indicate concentrations below level of detection for instrument used in assay.	

Conclusions for Carcass Characteristics and Meat Composition for Progeny of Clones and Comparators

Although some minor differences in backfat thickness were noted for progeny of clones vs. comparators, they have no significance for food safety. The increased values for niacin and B_{12} and decreased values for six fatty acids compared to USDA values were similar for progeny of clones and comparators in this experiment, and may reflect differences in diet, genotype, or sample handling compared to the national average. Because these values were similar between

the two groups involved in this study, there is no increased risk associated with meat from progeny of clones vs. contemporary comparators. All other meat composition values were similar between groups, indicating no increased risk associated with meat from progeny of clones vs. contemporary comparators.

D. Conclusions from the ViaGen Dataset

1. Study 1: Clones vs. Comparators

a. Animal Health

The interpretation of the results of the study comparing conventionally bred and clone barrows is limited because it was not initiated until the animals were approximately 50 days of age, clones were raised under different conditions prior to initiating the experiment, and there were a limited number of clones. The conventionally derived barrows were selected based on two criteria: (1) their sire was one of the donor boars for SCNT; and (2) the pigs were similar in age and weight to the clone barrows. Retrospective evaluation of the birth weights for the seven clone barrows indicated that these animals were smaller at birth than their conventionally bred counterparts. The growth rate data would suggest that clone barrows grew as well as conventionally bred animals prior to weaning, as these animals reached the same body weight at around 50 days of age. However, after the clones were moved to the more conventional rearing facility to be raised with the AI-derived barrows, it took the clone barrows on average 27 days longer to reach their slaughter weight, and the clone barrows were on average 18.2 kg lighter when they were slaughtered than the conventionally bred barrows.[146] Furthermore, three of the seven clone barrows were not processed at the end of the experiment. One of the clones was condemned at slaughter due to a lung adhesion and the other two animals were approximately 45 kg lighter than their counterparts. The health records for the clones indicate that these animals developed several health issues including scouring. These clones were born and maintained under highly biosecure conditions until the beginning of the study (at approximately 50 days of age), were potentially premature at delivery, and were deprived of colostrum. Thus, moving these animals to a conventional production system could have had a dramatic effect on their growth rate. However, four of the seven clone barrows responded appropriately and overcame the pathogenic challenge.

[146] As mentioned previously, because animal clones are voluntarily withheld from entering the food supply, the slaughter facility could only make certain dates available to slaughter these animals. Thus, the clones were slaughtered as a group on one of the pre-selected, available dates once their average weight approached the target weight.

b. Food Safety

The most significant difference between the comparator and clone barrows at slaughter was a trend for higher backfat thickness in the conventionally bred animals, consistent with the observation that the conventionally bred animals were heavier at the time of slaughter than clones.

Data were presented on the key nutrient levels of *latissimus dorsi* muscle from swine clones and comparators. Fifty-six nutrients were measured in tissue samples of five clones (one animal was euthanized for health reasons) and 15 comparator swine. There were limitations in the usefulness of the data due to the study design and data reporting. A comparison of reported values to reference swine muscle values (USDA National Nutrient Database for Standard Reference Release 18[147]) was possible for only four nutrients because the other nutrients were reported as percentages. Values for niacin and vitamin B_{12} in both clones and comparator swine were above USDA values for a similar type of swine muscle (shoulder blade and loin), but were similar to each other. Values for cholesterol and vitamin B_6 were similar to the USDA values. Little variability between reported values was observed when the data were examined by nutrient.

The lack of variability observed in the food composition values between muscle of swine clones and comparators supports a conclusion that there is no additional risk in the human consumption of muscle from swine clones. However, limitations in the study design, reporting of data, and the elevated niacin and vitamin B_{12} concentrations in both clone and comparator muscle compared to the USDA reference values diminish the confidence of this conclusion. A more definitive comparison between the food composition of clone and comparator swine muscle could be made if more of the analyses could be compared to values in reference (USDA) swine muscle.

2. Progeny of Clone Boars vs. Progeny of Comparator Boars

This experiment was designed to determine whether progeny from clones performed as well as progeny from comparator boars and if food products from progeny of clones would pose any additional risk relative to corresponding products derived from comparator animals. Data were provided on 300 and 402 progeny derived from comparator and clone boars, respectively.

a. Animal Health

Although there was a higher percentage loss of pigs at birth for progeny derived from clone boars, this difference was primarily due to the loss of an entire litter of 13 pigs. Secondary factors that potentially influenced the number of pigs that died due to the dam lying on pigs

[147] Ibid.

included environmental conditions at the time of farrowing and the number of litters that were born on a single day. Although there was a slight increase in the percentage of progeny of clones that were crushed by their dam, there was a similar number of pigs/litter crushed by their dams among comparators, and these values were similar to values that are commonly found within the swine industry. Thus, there do not appear to be any differences in the survival of progeny from clone boars when compared to progeny from conventionally derived boars. There was a similar percentage of mummified pigs presented at birth. The survival and growth rate data do not show any animal health concerns for progeny of clone boars when compared to progeny from conventionally derived boars. Hematology, clinical chemistry and urinalysis values for clone progeny were considered to be within the range of variation for a normal population of animals.

b. Food Safety

Data were presented on the food composition of *latissimus dorsi* muscle from the progeny of swine clones and controls. Fifty-eight nutrients were measured in the tissue samples of 242 AI-derived comparators and 163 clone progeny. A positive aspect of the study is the large numbers of test swine and the numerous nutrients analyzed. Negative aspects of the study are the lack of method performance data in the test matrix (meat), the choice of *latissimus dorsi* as the test matrix instead of a retail pork cut and/or another edible tissue, and the lack of storage stability data.

The nutrient concentrations of clone progeny and comparator swine are very similar. A few nutrients did have differences in the variability and distribution of values between clone progeny and comparator swine. We evaluated the differences, and determined they were minor and not biologically significant.

Most of the nutrient concentrations were similar to USDA reference values. Six fatty acids had lower concentrations in both the clone progeny and comparator swine compared to the USDA values. One B vitamin was higher in the clone progeny and comparator swine than the USDA value. The difference between these nutrient concentrations in clone progeny and comparator progeny compared to USDA values may be due to effect of diet, swine breed, or storage stability effects on method performance.

Based on the lack of difference in the nutrient concentrations between muscle of progeny from AI-derived comparator and clone boars, we conclude that there is no increased risk for humans to consume muscle from the progeny of clone swine. The current study provides no information regarding the food composition of other swine edible tissue (liver, kidney, fat). Therefore, food safety conclusions about muscle cannot be extrapolated to other edible tissues of swine.

E. Addendum

On January 5, 2006, ViaGen Inc. faxed several pages of data from the re-assay of samples which they had identified as outliers using the criteria outlined for the Cyagra dataset (Appendix E). Samples from 15 clone progeny were re-assayed because the values for specific nutrients were > 10 percent above or below the range of values for comparators. Table F-20 provides a comparison of the original and re-assay values for the nutrients assayed by animal.

Table F-20. Comparison of original and re-assay values of select nutrients from meat of clone progeny.

Nutrient[1]	Animal ID	Original Value	Re-assay Value
Amino Acids			
Aspartic Acid	200437509	3.33	2.30
Fatty Acids			
10:0 (Capric)	200430710 200438107	0.01 0.02	<0.01 0.01
14:0 (Myristic)	200430710 200431409 200430701 200431606 200432702 200438107	0.15 0.03 0.04 0.12 0.07 0.21	0.12 0.05 0.07 0.09 0.09 0.20
16:0 (Palmitic)	200430710 200431409 200430701 200432702 200438107	2.40 0.45 0.53 1.10 3.62	2.03 0.99 1.00 1.52 3.63
16:1 (Palmitoleic)	200430710 200431409 200430701 200431606 200432702 200438107	0.27 0.06 0.06 0.25 0.12 0.38	0.15 0.12 0.15 0.17 0.20 0.36
17:1 (Margaroleic)	200430710 200431606 200438107	0.02 <0.01[2] 0.02	0.01 0.01 0.01
18:0 (Stearic)	200430710 200431409 200430701 200431606 200432702 200438107	1.17 0.21 0.23 0.99 0.48 1.77	1.11 0.49 0.42 0.68 0.68 1.78

Nutrient[1]	Animal ID	Original Value	Re-assay Value
18:1 (Oleic)	200430710	4.63	3.30
	200431409	0.79	1.71
	200430701	0.69	1.76
	200431606	3.53	2.43
	200432702	1.38	2.45
	200438107	5.44	5.67
18:2 (Linoleic)	200430710	0.70	0.46
	200431409	0.11	0.32
	200430701	0.07	0.29
	200431606	0.92	0.39
	200432702	0.06	0.33
	200438107	0.55	0.61
18:3 (Linolenic)	200430710	0.04	0.01
	200431409	<0.01	0.02
	200430701	<0.01	0.01
	200431606	0.05	0.01
	200432702	<0.01	0.02
	200438107	0.02	0.03
18:4	200430710	0.01	<0.01
20:0 (Arachidic)	200431606	0.02	0.01
	200438107	0.03	0.02
20:1 (Gadoleic)	200430710	0.14	0.07
	200430701	0.05	0.03
	200431606	0.07	0.04
	200432702	0.04	0.03
	200438107	0.13	0.09
20:2 (Eicosadienoic acid)	200430710	0.04	0.06
	200431409	<0.01	0.03
	200430701	<0.01	0.01
	200431606	0.04	0.03
	200432702	<0.01	0.04
	200438107	0.03	0.03
20:3 (Eicosatrienoic acid)	200431606	0.01	<0.01
Nutrient[1]	**Animal ID**	**Original Value**	**Re-assay Value**
20:4 (Arachidonic)	200430701	<0.01	0.01
	200431606	0.02	<0.01
22:1 (Erucic)	200438107	0.02	<0.01
22:6 (Docosahexaenoic)	200430710	0.01	<0.01
	200432702	0.03	<0.01
	200438107	0.05	<0.01
Minerals			
Calcium	200430609	0.034	0.0042
	200430708	0.021	0.0045
Phosphorus	200433206	0.72	0.021
Zinc	200438104	0.0025	0.0014
	200431008	0.0046	0.0015

Nutrient[1]	Animal ID	Original Value	Re-assay Value
Vitamins			
Niacin (mg/100g)	200433002	19.1	8.78
Vitamin B_{12} (mcg/100 g)	20045803	2.20	1.20

[1] Unless otherwise specified, quantities are expressed as g/100g homogenized meat.
[2] Values marked with "<" indicate concentrations below the level of detection for the instrument used in the assay.

CVM conducted a follow-up analysis of the data using the new values and found they had only very minor effects on the average nutrient values for clone progeny. The reanalyzed means are presented in Table F-21, and compared to the original means for progeny of clones and comparators.

Table F-21: Comparison of Nutrient Concentrations of Progeny from Clones and Comparators

Nutrients[1]	Progeny from Clone Boars (Original) mean ± std. dev.	Progeny from Clone Boars (Reanalyzed) mean ± std. dev.	Progeny from Comparators Boars Mean ± std. dev.
Amino Acids			
Aspartic acid	2.31±0.19	2.30 ± 0.17	2.29±0.16
Fatty Acids			
10:0 (Capric acid)	0.01±0.002	0.00[2] ± 0.003	0.01±0.002
14:0 (Myristic acid)	0.08±0.027	0.08 ± 0.027	0.08 ± 0.029
16:0 (Palmitic acid)	1.39±0.38	1.39 ± 0.47	1.40±0.49
16:1 (Palmitoleic acid)	0.17±0.06	0.17 ± 0.06	0.16±0.05
17:1 (Margaroleic acid)	0.01±0.003	0.00 ± 0.004	0.01±0.002
18:0 (Stearic acid)	0.66±0.24	0.66 ± 0.23	0.68±0.25
18:1 (Oleic acid)	2.26±0.76	2.26 ± 0.74	2.20±0.72
18:2 (Linoleic acid)	0.3±0.11	0.3 ± 0.10	0.29±0.11
18:3 (Linolenic acid)	0.02±0.001	0.01 ± 0.009	0.01±0.005
18:4	0.01±0.000	0.00 ± 0.002	0.01±0.004
20:0 (Arachidic acid)	0.01±0.005	0.01 ± 0.008	0.01±0.005
20:1 (Gadoleic acid)	0.08±0.04	0.08 ± 0.04	0.07±0.04
20:2 (Eicosadienoic acid)	0.02±0.01	0.01 ± 0.01	0.02±0.005
20:3 (Eicosatrienoic acid)	0.01±0.01	<0.01[3]	<0.01
20:4 (Arachidonic acid)	0.01±0.003	0.00 ± 0.002	0.01±0.002
22:6 (Docosahexaenoic acid)	0.02±0.01	<0.01	0.02±0.01

Nutrients[1]	**Progeny from Clone Boars (Original) mean ± std. dev.**	**Progeny from Clone Boars (Reanalyzed) mean ± std. dev.**	**Progeny from Comparators Boars Mean ± std. dev.**
Minerals			
Calcium	0.01±0.003	0.01 ± 0.002	0.01±0.002
Phosphorus	0.18±0.082	0.18 ± 0.075	0.16±0.082
Zinc	0.00±0.0003	0.00 ± 0.0002	0.00±0.0001
Vitamins			
Niacin (mg/100g)	10.68±1.23	10.64 ± 1.11	10.64±1.03
Vitamin B_{12} (mcg/100 g)	1.01±0.25	0.93 ± 0.34	0.97±0.28

[1] Unless otherwise specified, quantities are expressed as g/100g homogenized meat.
[2] Values of 0.00 reflect means less than 0.01.
[3] Values marked with "<" indicate concentrations below the level of detection for the instrument used in the assay.

Of the 22 nutrient values that were reanalyzed, 12 means were unchanged compared to the original values. Nine values were changed (0.01 g/100g) compared to the original values. Only the mean for Vitamin B_{12} differed by more than 0.01 g/100 g; however, the reanalyzed mean was similar to the mean for comparators (0.93 ± 0.34 vs. 0.97 ± 0.28 g/100 g). All 22 values were similar to values for comparators. None of these minor changes affect the assumptions regarding the safety of meat from clone progeny.

ViaGen Data Chart Interpretations

Chart F-1 (Page 1): Summary of Clinical Chemistry Data for Viagen Clone Progeny and Comparators (July 2004)

Animal_ID	A/G	Anion Gap	Globulin	Hemolysis	Icterus	Bilirubin-i	Lipemia	NaK	% Sat	Albumin-bulk	Alk Phos	ALT/P5P	Amylase	AST/P5P	hBA	Bicarbonate	Calcium	Chloride	Cholesterol	CK	Creatinine	Bilirubin-d	GGT	Glucose	Iron	Lipase	MG - XB	Phosphate	Potassium	SDH	Sodium	TIBC	∑ Bilirubin	Total Protein	Urea	Summary
200430601	■	■	■	■	■	■	↑	■	■	■	■	■	■	■	■	■	■	■	■	■	■	■	■	■	■	■	■	■	■	■	■	■	■	■	■	1 / 35
200430602	■	■	■	■	■	■	↑	■	■	■	■	■	■	■	■	■	■	■	■	■	■	■	■	■	■	■	■	■	■	■	■	■	■	■	■	1 / 35
200430603	■	■	■	■	■	■	■	■	■	■	■	■	■	■	■	■	■	■	■	■	■	■	■	■	■	■	■	■	■	■	■	■	■	■	■	0 / 35
200430604	■	■	■	■	■	■	■	■	■	■	■	■	■	■	■	■	■	■	■	■	■	■	■	■	■	■	■	■	■	■	■	■	■	■	■	0 / 35
200430605	■	■	■	■	■	■	↑	■	■	■	■	■	■	■	■	■	■	■	■	■	■	■	■	■	■	■	■	↓	■	■	■	■	■	■	■	2 / 35
200430606	■	■	■	■	■	■	■	■	■	■	■	■	■	■	■	■	■	■	■	■	■	■	■	■	■	■	■	■	■	■	■	■	■	■	■	0 / 35
200430607	■	■	■	■	■	■	■	■	■	■	■	■	■	■	■	■	■	■	■	■	■	■	■	■	■	■	■	■	■	■	■	■	■	■	■	0 / 35
200430608	■	■	■	■	■	■	↑	■	■	■	■	■	■	■	■	■	■	■	■	■	■	■	■	■	■	■	■	■	■	■	■	■	■	■	■	1 / 35
200430609	■	■	■	↑	■	■	■	■	■	■	■	■	■	↑	■	■	↓	↓	■	↑	■	■	■	■	■	■	■	↓	■	■	↓	■	■	■	■	7 / 35
200430610	■	■	■	■	■	■	■	■	■	■	■	■	■	■	■	■	■	■	■	■	■	■	■	■	■	■	■	■	■	■	■	■	■	■	■	0 / 35
200430611	■	■	■	■	■	■	■	■	■	■	■	■	■	■	■	■	■	■	■	■	■	■	■	■	■	■	■	■	■	■	■	■	■	■	■	0 / 35
200430701	■	■	■	■	■	■	■	■	■	■	■	■	■	■	■	■	■	■	■	■	■	■	■	■	■	■	■	■	■	■	■	■	■	■	■	0 / 35
200430702	■	■	■	■	■	■	■	■	■	■	■	■	■	■	■	■	■	■	■	■	■	■	■	■	■	■	■	■	■	■	■	■	■	■	■	0 / 35
200430703	■	■	■	■	■	■	■	■	■	■	■	■	■	■	■	■	■	■	■	■	■	■	■	■	■	■	■	■	■	■	■	■	■	■	■	0 / 35
200430704	■	■	■	■	■	■	■	■	■	■	■	■	■	■	■	■	■	■	■	■	■	■	■	■	■	■	■	■	■	■	■	■	■	■	■	0 / 35
200430705	■	■	■	■	■	■	■	■	■	■	■	■	■	■	■	■	■	■	■	■	■	■	■	■	■	■	■	■	■	■	■	■	■	■	■	0 / 35
200430706	■	■	■	■	■	↑	■	■	■	■	■	■	■	■	■	■	■	■	■	■	■	■	■	■	■	■	■	■	■	■	■	■	■	■	■	1 / 35
200430707	■	■	■	■	■	■	■	■	■	■	■	■	■	■	■	■	■	■	■	■	■	■	↑	■	■	■	■	■	■	■	■	■	■	■	↑	2 / 35
200430708	■	■	■	■	■	■	■	■	■	■	■	■	■	■	■	■	■	■	■	■	■	■	■	■	■	■	■	■	■	■	■	■	■	■	■	0 / 35
200430709	■	■	■	■	■	■	■	■	■	■	■	■	■	↑	■	■	■	■	■	↑	■	■	■	■	■	■	■	■	■	■	■	■	■	■	■	2 / 35
200430710	■	■	■	■	■	↑	■	■	■	■	■	■	■	■	■	■	■	■	■	■	■	■	■	■	■	■	■	■	■	■	■	■	■	■	■	1 / 35
200430711	■	■	■	■	■	↑	■	■	■	■	■	■	■	■	■	■	■	■	■	■	■	■	■	■	■	■	■	■	■	■	■	■	■	■	■	1 / 35
200430801	■	■	■	■	■	■	■	■	■	■	■	■	■	■	■	■	■	■	■	■	■	■	■	■	■	■	■	■	■	■	■	■	■	■	■	0 / 35
200430802	■	■	■	■	■	■	■	■	■	■	■	■	■	■	■	■	■	■	■	■	■	■	■	■	■	■	■	■	■	■	■	■	■	■	■	0 / 35
200430803	■	■	↑	■	■	■	■	■	↑	■	■	■	■	■	■	■	■	■	■	■	■	■	■	■	■	↑	■	↓	■	■	■	■	■	■	■	4 / 35
200430804	■	■	■	■	■	■	■	■	■	■	■	■	■	■	■	■	■	■	■	■	■	■	■	■	■	■	■	■	■	■	■	■	■	■	■	0 / 35
200430805	■	■	■	■	■	■	■	■	■	■	■	■	■	■	■	■	■	■	■	■	■	■	■	■	■	■	■	■	■	■	■	■	■	■	■	0 / 35

■ In Comparison Range
↑/↓ Animal is above/below reference range
Blank rows indicate values that were missing

Chart F-1 (Page 2): Summary of Clinical Chemistry Data for Viagen Clone Progeny and Comparators (July 2004)

Animal_ID	A/G	Anion Gap	Globulin	Hemolysis	Icterus	Bilirubin-i	Lipemia	NaK	% Sat	Albumin-bulk	Alk Phos	ALT/P5P	Amylase	AST/P5P	hBA	Bicarbonate	Calcium	Chloride	Cholesterol	CK	Creatinine	Bilirubin-d	GGT	Glucose	Iron	Lipase	MG - XB	Phosphate	Potassium	SDH	Sodium	TIBC	∑ Bilirubin	Total Protein	Urea	Summary		
200430901																																						
200430902	■	■	■	■	■	■	■	■	■	■	■	■	■	■	■	■	■	■	■	■	■	■	■	■	■	■	■	■	■	■	■	■	■	■	■	0	/	35
200430903	■	■	■	■	■	■	■	■	■	■	■	■	■	■	■	■	■	■	■	■	■	■	■	■	■	■	■	■	■	■	■	■	■	■	■	0	/	35
200430904																																						
200430905	■	■	■	■	■	■	■	■	■	■	■	■	■	■	■	■	■	■	■	■	■	■	■	■	■	■	■	■	■	■	■	■	■	■	■	0	/	35
200430906	■	■	■	■	■	■	■	■	■	■	■	■	■	■	■	■	■	■	■	■	■	■	■	■	■	■	■	■	■	■	■	■	■	■	■	0	/	35
200431001	■	■	■	■	■	■	■	■	■	■	■	■	■	■	■	■	■	■	■	■	■	■	■	■	■	■	■	■	■	■	■	■	■	■	■	0	/	35
200431002	■	■	■	■	■	■	■	■	↑	↓	■	↑	■	↑	■	■	■	■	■	↑	■	■	■	■	■	■	■	■	■	■	■	■	■	↓	■	6	/	35
200431003	■	■	↑	↑	■	↑	■	■	■	■	■	↑	■	■	■	■	■	■	■	■	■	■	■	↓	■	↑	■	■	■	■	■	■	↑	■	■	7	/	35
200431004	■	■	■	■	■	■	■	■	↑	■	■	■	■	■	■	■	■	■	■	■	■	■	■	■	■	■	■	■	■	■	■	■	■	■	■	1	/	35
200431005	■	■	■	■	■	■	■	■	■	■	■	■	■	■	■	■	■	■	■	■	■	■	■	■	■	■	■	■	■	■	■	■	■	■	■	0	/	35
200431006	■	■	■	■	■	■	■	■	↑	■	■	■	■	■	■	■	■	■	■	■	■	■	■	■	↑	■	■	■	■	■	■	■	■	■	■	2	/	35
200431007	■	■	■	■	■	■	■	■	↑	■	■	■	■	■	■	■	■	■	■	■	■	■	■	■	■	■	■	■	■	■	■	■	■	■	■	1	/	35
200431008	■	■	■	■	■	■	■	■	■	■	■	■	■	■	■	■	■	■	■	■	■	■	■	■	■	↑	■	■	■	■	■	■	■	■	■	1	/	35
200431009	■	■	■	■	■	■	■	■	↑	■	■	↑	■	■	■	■	■	■	■	■	■	■	■	■	↑	■	■	■	■	■	■	■	■	■	■	3	/	35
200431010	■	■	↑	■	■	■	■	■	■	↓	↓	■	↓	■	■	■	↓	■	■	■	■	■	■	↓	■	■	■	↓	■	■	■	■	■	■	■	7	/	35
200431011	■	■	■	■	■	■	■	■	■	■	■	■	■	■	■	■	■	■	■	■	■	■	■	■	↑	■	■	■	■	■	■	■	■	■	■	1	/	35
200431012	■	■	■	■	■	■	■	■	■	■	■	■	■	■	■	■	■	■	■	■	■	■	↑	■	■	■	■	■	■	■	■	■	■	■	■	1	/	35
200431013																																						
200431401	■	↑	■	■	■	■	■	↑	■	■	■	■	■	■	↑	■	■	■	■	■	■	■	■	■	■	■	↑	■	■	■	↑	■	■	■	■	5	/	35
200431402	■	■	■	■	■	■	■	■	■	■	■	■	■	■	↑	■	■	■	■	■	■	■	■	■	■	■	■	■	■	■	↑	■	■	■	■	2	/	35
200431403	■	■	■	↑	■	■	■	■	■	■	■	↑	■	■	■	■	■	■	■	■	■	■	■	■	■	■	↑	■	■	■	■	■	■	■	■	3	/	35
200431404	■	■	■	■	■	■	■	■	■	■	■	■	■	■	■	■	■	■	↑	■	■	■	■	■	■	■	■	■	■	■	■	■	■	■	■	1	/	35
200431405	■	■	■	■	■	■	■	■	■	■	■	■	■	■	■	■	■	■	■	■	■	■	■	■	■	■	■	■	■	■	■	■	■	■	■	0	/	35
200431406	■	■	■	■	■	■	■	■	■	■	■	■	■	■	■	■	■	■	■	↑	■	■	■	■	■	■	■	■	■	■	■	■	■	■	■	1	/	35
200431407	■	■	■	■	■	■	■	■	■	■	■	■	■	■	■	■	■	■	■	■	■	■	■	■	■	■	■	■	■	■	■	■	■	■	■	0	/	35
200431408	■	■	■	■	■	■	■	■	■	■	■	■	■	■	■	■	■	■	■	■	■	■	■	■	■	■	■	■	■	■	■	■	■	■	■	0	/	35

■ In Comparison Range
↑/↓ Animal is above/below reference range
Blank rows indicate values that were missing

Chart F-1 (Page 3): Summary of Clinical Chemistry Data for Viagen Clone Progeny and Comparators (July 2004)

Animal_ID	A/G	Anion Gap	Globulin	Hemolysis	Icterus	Bilirubin-i	Lipemia	NaK	% Sat	Albumin-bulk	Alk Phos	ALT/P5P	Amylase	AST/P5P	hBA	Bicarbonate	Calcium	Chloride	Cholesterol	CK	Creatinine	Bilirubin-d	GGT	Glucose	Iron	Lipase	MG - XB	Phosphate	Potassium	SDH	Sodium	TIBC	∑ Bilirubin	Total Protein	Urea	Summary
200431409	■	■	■	■	■	■	■	■	■	■	■	■	■	■	■	■	■	■	■	■	■	■	■	■	■	■	■	■	■	■	■	■	■	■	■	0 / 35
200431410	■	■	■	■	■	■	■	■	■	■	■	■	■	■	■	■	■	■	■	■	■	■	■	■	■	■	■	■	■	■	■	■	■	■	■	0 / 35
200431411	■	■	■	■	■	■	■	↑	■	■	■	■	■	■	■	■	■	■	■	■	■	■	■	■	■	■	■	■	↓	■	■	■	■	■	■	2 / 35
200431501	■	■	■	■	■	■	↑	■	■	■	■	■	■	■	■	■	■	■	■	■	■	■	■	■	■	■	■	■	■	■	■	■	■	■	■	1 / 35
200431502	■	■	■	■	■	■	↑	■	■	■	■	■	■	■	↑	■	■	■	■	■	■	↑	■	■	■	■	■	■	■	■	■	■	↑	■	■	4 / 35
200431503	■	■	■	■	■	■	■	■	■	■	■	■	■	■	■	■	■	■	■	■	■	■	■	■	■	■	■	■	■	■	■	■	■	■	■	0 / 35
200431504	■	■	■	■	■	■	■	■	■	■	■	■	■	■	■	■	■	■	■	■	■	■	■	■	↑	■	■	■	■	■	■	■	■	■	■	1 / 35
200431505	■	■	■	■	■	■	↑	■	↑	■	■	■	■	■	↑	■	■	■	■	■	■	■	■	■	■	■	■	■	■	■	■	■	■	■	■	3 / 35
200431506	■	■	■	■	■	■	↑	↑	■	■	■	■	■	■	■	■	■	■	■	■	■	↑	■	■	■	■	■	■	↓	■	■	■	■	■	■	4 / 35
200431601	■	■	■	■	■	■	■	■	■	■	■	■	■	■	■	■	■	■	■	↑	■	■	■	■	■	■	■	■	■	■	■	■	■	■	■	1 / 35
200431602	■	■	■	■	■	■	■	■	■	■	■	■	■	■	■	■	■	■	■	■	■	■	■	■	■	■	■	■	■	■	■	■	■	■	■	0 / 35
200431603	■	■	■	■	■	■	■	■	■	■	■	■	■	■	■	■	■	■	■	■	■	■	■	■	■	■	■	■	■	■	■	■	■	■	■	0 / 35
200431604	■	■	■	■	■	■	↑	■	■	■	■	■	■	■	■	■	■	■	■	■	■	■	■	■	■	■	■	■	■	■	■	■	■	■	■	1 / 35
200431605	■	■	■	■	■	■	■	■	■	■	■	■	■	■	■	■	■	■	■	■	■	■	■	■	■	↑	■	■	■	■	■	■	■	■	■	1 / 35
200431606	■	■	■	■	■	■	■	↑	■	■	■	■	■	■	■	■	■	■	■	■	■	■	■	■	■	■	■	■	↓	■	■	■	■	■	■	2 / 35
200431607	■	■	■	■	■	■	■	■	■	■	■	■	■	■	■	■	■	■	■	■	■	■	■	■	■	■	■	■	■	■	■	■	■	■	■	0 / 35
200431608	■	■	■	■	■	■	■	■	■	■	■	■	■	■	■	■	■	■	■	↑	■	■	■	■	■	■	■	■	■	■	■	■	■	■	■	1 / 35
200431609																																				
200431610	■	■	■	■	■	■	■	■	■	■	■	■	■	↑	■	■	■	■	■	↑	■	■	■	■	■	■	■	■	■	■	■	■	■	■	■	2 / 35
200431701	■	■	■	■	■	■	■	■	■	■	■	■	■	■	■	■	■	■	■	■	■	■	■	■	■	■	■	■	■	■	■	■	■	■	■	0 / 35
200431702	■	■	■	■	■	■	■	■	■	■	■	■	■	■	■	■	■	■	■	■	■	■	■	■	■	■	■	■	■	■	■	■	■	■	■	0 / 35
200431703	■	■	■	■	■	■	■	■	■	■	■	■	■	■	■	■	■	■	■	■	■	■	■	■	■	■	■	■	■	■	■	■	■	■	■	0 / 35
200431704	■	■	■	■	■	■	■	■	■	■	■	■	■	■	■	■	■	■	■	■	■	■	■	■	■	■	■	■	■	■	■	■	■	■	■	0 / 35
200431705																																				
200431706	■	■	■	■	■	■	■	■	■	■	■	■	■	■	↑	■	■	■	■	■	■	■	■	■	■	■	■	■	■	■	■	■	■	■	■	1 / 35
200431707																																				
200431708	■	■	■	■	■	■	■	■	■	■	■	■	■	↑	■	■	■	■	■	↑	■	■	■	■	■	■	↑	■	■	■	■	■	■	■	■	3 / 35

■ In Comparison Range
↑/↓ Animal is above/below reference range
Blank rows indicate values that were missing

Chart F-1 (Page 4): Summary of Clinical Chemistry Data for Viagen Clone Progeny and Comparators (July 2004)

Animal_ID	A/G	Anion Gap	Globulin	Hemolysis	Icterus	Bilirubin-i	Lipemia	NaK	% Sat	Albumin-bulk	Alk Phos	ALT/P5P	Amylase	AST/P5P	hBA	Bicarbonate	Calcium	Chloride	Cholesterol	CK	Creatinine	Bilirubin-d	GGT	Glucose	Iron	Lipase	MG - XB	Phosphate	Potassium	SDH	Sodium	TIBC	∑ Bilirubin	Total Protein	Urea	Summary
200432001	■	■	■	↑	■	■	■	■	■	■	■	■	■	↑	■	■	■	■	■	↑	■	■	■	■	■	■	■	■	■	■	■	■	■	■	■	3 / 35
200432002	■	■	■	■	■	■	■	■	■	■	■	■	■	■	■	■	■	■	■	■	■	■	■	■	■	■	■	■	■	■	■	■	■	■	■	0 / 35
200432003	■	■	■	■	■	■	↑	■	■	■	■	■	■	■	↑	■	■	■	■	■	■	■	■	■	■	↑	■	■	■	■	■	■	■	■	■	3 / 35
200432004	■	■	■	■	■	■	↑	■	■	■	■	■	■	■	■	■	■	■	■	■	■	■	■	■	■	■	■	■	■	↑	■	■	■	■	■	2 / 35
200432005	■	■	■	■	■	■	↑	■	■	■	■	■	■	■	↑	■	■	■	■	■	■	■	■	■	■	■	■	■	■	■	■	■	■	■	■	2 / 35
200432006	■	■	■	■	■	■	■	■	■	■	■	■	■	■	■	■	■	■	■	■	■	■	■	■	■	■	■	■	■	■	■	■	■	■	■	0 / 35
200432007	■	■	■	■	■	■	■	■	■	■	■	■	■	↑	↑	■	■	■	■	↑	■	■	■	■	■	■	■	■	■	■	■	■	■	■	■	3 / 35
200432008	■	■	■	■	■	■	■	■	■	■	■	■	■	↑	■	■	■	■	■	↑	■	■	■	■	■	■	■	■	■	■	■	■	■	■	■	2 / 35
200432101	■	■	■	■	■	■	■	■	■	■	■	■	■	■	■	■	■	■	■	■	■	■	■	■	■	■	■	■	■	■	■	■	■	■	■	0 / 35
200432102	■	■	■	↑	■	■	■	■	■	■	■	■	■	■	■	■	■	■	■	■	■	■	■	■	■	■	■	■	■	■	■	■	■	■	■	1 / 35
200432103	■	■	■	■	■	■	■	■	■	■	■	■	■	■	■	■	■	■	■	■	■	■	■	■	■	■	■	■	■	■	■	■	■	■	■	0 / 35
200432104	■	■	■	■	■	■	■	■	■	■	■	■	■	■	■	■	■	■	■	■	■	■	■	■	■	■	■	■	■	■	■	■	■	■	■	0 / 35
200432105	■	■	■	↑	■	■	■	■	■	■	■	■	■	■	■	■	■	■	■	↑	■	■	■	■	■	■	■	■	■	■	■	■	■	■	■	2 / 35
200432106	■	■	■	■	■	■	■	↑	■	■	■	■	■	■	■	■	■	■	■	■	■	■	■	■	■	■	■	■	↓	■	■	■	■	■	■	2 / 35
200432107																																				
200432108	■	■	■	■	■	■	■	■	■	■	■	■	■	■	■	■	■	■	■	■	■	■	■	■	■	■	■	■	■	■	■	■	■	■	■	0 / 35
200432109	■	■	■	■	■	■	■	■	■	■	■	■	■	■	■	■	■	■	■	■	■	■	■	■	■	■	■	■	■	■	■	■	■	■	■	0 / 35
200432301	■	■	■	■	■	■	■	■	■	■	■	■	■	■	■	■	■	■	■	■	■	■	■	■	■	■	■	■	■	■	■	■	■	■	■	0 / 35
200432302	■	■	■	■	■	■	■	■	■	■	■	■	■	■	■	■	■	■	■	■	■	■	■	■	■	↑	■	■	■	■	■	■	■	■	■	1 / 35
200432303	■	■	■	■	■	■	■	■	■	■	■	■	■	■	■	■	■	■	■	■	■	■	■	■	■	↑	■	■	■	■	■	■	■	■	■	1 / 35
200432304	■	■	■	■	■	■	■	■	■	■	■	■	■	■	■	■	■	■	■	■	■	■	■	■	■	↑	■	■	■	■	■	■	■	■	■	1 / 35
200432305	■	■	■	■	■	■	■	■	■	■	■	■	■	■	■	■	■	■	■	■	■	■	■	■	■	↑	■	■	■	■	■	■	■	■	■	1 / 35
200432306	■	■	■	↑	■	■	■	■	■	■	■	↑	■	■	■	■	■	■	■	■	■	■	■	■	■	↑	■	■	↑	■	■	■	■	■	■	4 / 35
200432307	■	■	■	■	■	■	■	■	■	■	■	■	■	↑	■	■	■	■	■	↑	■	■	■	■	■	■	■	■	■	■	■	■	■	■	■	2 / 35
200432308	■	■	■	■	■	■	■	■	■	■	■	■	■	■	■	■	■	■	■	■	■	■	■	■	■	■	■	■	■	■	■	■	■	■	■	0 / 35
200432309	■	■	■	■	■	■	■	■	■	■	■	■	■	■	■	■	■	■	■	■	■	■	■	■	■	■	■	■	■	■	■	■	■	■	■	0 / 35
200432310	■	■	■	■	■	■	■	■	■	■	■	■	■	■	■	■	■	■	■	■	■	■	■	■	■	■	■	■	■	■	■	■	■	■	■	0 / 35

■ In Comparison Range
↑/↓ Animal is above/below reference range
Blank rows indicate values that were missing

Chart F-1 (Page 5): Summary of Clinical Chemistry Data for Viagen Clone Progeny and Comparators (July 2004)

Animal_ID	A/G	Anion Gap	Globulin	Hemolysis	Icterus	Bilirubin-i	Lipemia	NaK	% Sat	Albumin-bulk	Alk Phos	ALT/P5P	Amylase	AST/P5P	hBA	Bicarbonate	Calcium	Chloride	Cholesterol	CK	Creatinine	Bilirubin-d	GGT	Glucose	Iron	Lipase	MG - XB	Phosphate	Potassium	SDH	Sodium	TIBC	∑ Bilirubin	Total Protein	Urea	Summary
200432311	■	■	■	■	■	■	■	■	■	■	■	■	■	■	■	■	■	■	■	■	■	■	■	■	■	■	■	■	■	■	■	■	■	■	■	0 / 35
200432312	■	■	■	■	■	■	■	■	■	■	■	■	■	■	■	■	■	■	■	■	■	■	■	■	■	↑	■	■	■	■	■	■	■	■	■	1 / 35
200432401	■	■	■	■	■	■	■	■	■	■	■	■	■	■	■	■	■	■	■	■	■	■	■	■	■	■	■	■	■	■	■	■	■	■	■	0 / 35
200432402	■	■	■	■	■	■	■	■	■	■	■	■	■	■	■	■	■	■	■	■	■	■	■	■	■	■	■	■	■	■	■	■	■	■	■	0 / 35
200432403	■	■	■	■	■	■	■	■	■	■	■	■	■	■	■	■	■	■	■	■	■	■	■	■	■	■	■	■	■	■	■	■	■	■	■	0 / 35
200432404	■	■	■	■	■	■	■	■	↑	■	■	■	■	■	■	■	■	■	■	■	■	■	■	■	↑	■	■	■	■	■	■	■	■	■	■	2 / 35
200432405	■	■	■	■	■	■	■	■	■	■	■	■	■	■	↑	■	■	■	■	■	■	■	■	■	■	■	■	■	■	■	↑	■	■	■	■	2 / 35
200432406	■	■	■	■	■	■	■	■	■	■	■	■	■	■	■	■	■	■	■	■	■	■	■	■	■	■	■	■	■	■	■	■	■	■	■	0 / 35
200432407	■	■	■	■	■	■	■	■	■	■	■	■	■	■	↑	■	■	■	■	■	■	■	■	■	■	■	■	■	■	■	■	■	■	■	■	1 / 35
200432408																																				
200432501	■	■	■	■	■	■	■	■	■	■	■	■	■	■	■	■	■	■	■	■	■	■	■	■	■	■	■	■	■	■	■	■	■	■	■	0 / 35
200432502	■	■	■	■	■	■	■	■	■	■	■	■	■	■	■	■	■	■	■	■	■	■	■	■	■	■	■	■	■	■	■	■	■	■	■	0 / 35
200432503	■	■	■	■	■	■	■	■	■	■	■	■	■	■	■	■	■	■	■	■	■	■	■	■	■	■	■	■	■	■	■	■	■	■	■	0 / 35
200432504	■	■	■	■	■	■	■	■	■	■	■	■	■	■	■	■	■	■	■	■	■	■	■	■	■	■	■	■	■	■	■	■	■	■	■	0 / 35
200432505																																				
200432506	■	■	■	■	■	■	■	■	■	■	■	■	■	■	■	■	■	■	■	■	■	■	■	■	■	■	■	■	■	■	■	■	■	■	■	0 / 35
200432507	■	■	■	■	■	■	■	■	■	■	■	■	■	■	■	■	■	■	■	■	■	■	■	■	■	■	■	■	■	■	■	■	■	■	■	0 / 35
200432508	■	■	■	■	■	■	■	■	■	■	■	■	■	■	■	■	■	■	■	■	■	■	■	■	■	■	■	■	■	■	■	■	■	■	■	0 / 35
200432701	■	■	■	■	■	■	■	■	■	■	■	■	■	■	■	■	■	■	■	■	■	■	■	■	■	■	■	■	■	■	■	■	■	■	■	0 / 35
200432702	■	■	■	■	■	■	■	■	■	■	■	■	■	■	■	■	■	■	■	■	■	■	■	■	■	■	■	■	■	■	■	■	■	■	■	0 / 35
200432703	■	■	■	■	■	■	■	■	■	■	■	■	■	■	■	■	■	■	■	■	■	■	■	■	■	■	■	■	■	■	■	■	■	■	■	0 / 35
200432704	■	■	■	■	■	■	■	■	■	■	■	■	■	■	■	■	■	■	■	■	■	■	■	■	■	■	■	■	■	■	■	■	■	■	■	0 / 35
200432705	■	■	■	■	■	■	■	■	■	■	■	■	■	■	■	■	■	■	■	■	■	■	■	■	■	■	■	■	■	■	■	■	■	■	■	0 / 35
200432706	■	■	■	■	■	■	■	■	■	■	■	■	■	■	■	■	■	■	■	■	■	■	■	■	■	■	■	■	■	■	■	■	■	■	■	0 / 35
200433001	■	■	■	■	■	■	■	■	■	■	■	■	■	■	■	■	■	■	■	■	■	■	■	■	■	↑	↑	■	■	■	■	■	■	■	■	2 / 35
200433002	■	■	■	■	■	■	■	■	■	■	■	■	■	■	■	■	■	■	■	■	■	■	■	■	■	■	■	■	■	↑	■	■	■	■	■	1 / 35
200433003	■	■	■	■	■	■	■	■	■	■	■	■	■	■	■	■	■	■	■	■	■	■	■	■	■	■	■	■	■	■	■	■	■	■	■	0 / 35

■ In Comparison Range
↑/↓ Animal is above/below reference range
Blank rows indicate values that were missing

Chart F-1 (Page 6): Summary of Clinical Chemistry Data for Viagen Clone Progeny and Comparators (July 2004)

Animal_ID	A/G	Anion Gap	Globulin	Hemolysis	Icterus	Bilirubin-i	Lipemia	NaK	% Sat	Albumin-bulk	Alk Phos	ALT/P5P	Amylase	AST/P5P	hBA	Bicarbonate	Calcium	Chloride	Cholesterol	CK	Creatinine	Bilirubin-d	GGT	Glucose	Iron	Lipase	MG - XB	Phosphate	Potassium	SDH	Sodium	TIBC	∑ Bilirubin	Total Protein	Urea	Summary
200433004	■	■	■	■	■	■	■	■	■	■	■	■	■	■	■	■	■	■	■	■	■	■	■	■	■	■	■	■	■	■	↓	■	■	■	■	1 / 35
200433005	■	■	■	■	■	■	■	■	■	■	↑	■	■	■	■	■	■	■	■	■	■	■	■	■	■	■	■	■	■	■	■	■	■	■	■	1 / 35
200433006	■	■	■	■	■	■	■	■	■	■	■	■	■	■	■	■	■	■	■	■	■	■	■	■	■	↑	■	■	■	■	■	■	■	■	■	1 / 35
200433007	■	■	■	■	■	■	■	■	■	■	■	■	■	■	■	■	■	■	■	■	■	■	■	■	■	■	■	■	■	■	■	■	■	■	■	0 / 35
200433008	■	■	■	■	■	■	■	■	■	■	■	■	■	■	■	■	■	■	■	■	■	■	■	■	■	■	■	■	■	■	■	■	■	■	■	0 / 35
200433009																																				
200433010	■	■	■	■	■	■	■	■	■	■	↑	■	■	■	■	■	■	■	■	■	■	■	■	■	■	↑	■	↓	■	■	■	■	■	■	■	3 / 35
200433011	■	■	■	↑	■	■	■	■	■	■	■	■	■	■	■	■	■	↓	■	■	■	■	■	■	■	↑	■	■	■	■	■	■	■	■	■	3 / 35
200433201	■	■	■	■	■	■	■	■	■	■	■	■	■	■	■	■	■	■	■	■	■	■	■	■	■	■	■	■	■	■	■	■	■	■	■	0 / 35
200433202	■	■	■	■	■	■	■	■	■	■	■	■	■	■	■	■	■	■	■	■	■	■	■	■	■	■	■	■	■	■	■	■	■	■	■	0 / 35
200433203	■	■	■	■	■	■	■	■	■	■	■	■	■	■	■	■	■	■	■	■	■	■	■	■	■	■	■	■	■	■	■	■	■	■	↑	1 / 35
200433204	■	■	■	■	■	■	■	■	■	■	■	■	■	■	■	■	■	■	■	■	■	■	■	■	■	■	■	■	■	■	■	■	■	■	■	0 / 35
200433205	■	■	■	■	■	■	■	■	■	■	■	■	■	■	■	■	■	■	■	↑	■	■	■	■	■	■	■	■	■	■	■	■	■	■	■	1 / 35
200433206	■	■	■	■	■	■	■	■	↑	■	■	■	■	■	■	■	■	■	■	■	■	■	■	■	↑	■	■	■	■	■	■	■	■	■	■	2 / 35
200433207	■	■	■	■	■	■	■	■	■	■	↑	■	■	■	■	■	■	■	■	■	■	■	■	■	■	■	■	■	■	↑	■	■	■	■	■	2 / 35
200433208	■	■	■	■	■	■	■	■	■	■	■	■	■	■	↑	↑	■	↑	■	■	■	■	■	■	■	■	↑	■	■	↑	↑	■	■	■	■	6 / 35
200433601																																				
200433602	■	■	■	■	■	■	■	■	■	■	■	■	■	■	■	■	■	■	■	■	■	■	■	■	■	■	■	■	■	↑	■	■	■	■	■	1 / 35
200433603																																				
200433604	■	■	■	■	■	■	■	■	■	■	■	■	■	■	■	■	■	■	■	■	■	■	■	■	■	■	■	■	■	↑	■	■	■	■	■	1 / 35
200433605	■	■	■	■	■	■	■	■	■	■	■	■	■	■	■	■	■	■	■	■	■	■	■	■	■	■	■	■	■	↑	■	■	■	■	■	1 / 35
200433701	■	■	■	■	■	■	■	■	■	■	■	↓	■	■	■	■	■	■	■	■	■	■	■	■	■	■	■	■	■	↑	■	■	■	■	■	2 / 35
200433702	■	■	■	■	■	■	■	■	■	■	■	■	■	■	■	■	■	■	■	■	■	■	■	■	■	■	■	■	■	↑	■	■	■	■	■	1 / 35
200433703	■	■	■	■	■	■	↑	■	■	■	■	■	■	■	■	■	■	■	■	■	■	■	■	■	■	■	■	■	■	↑	■	■	■	■	■	2 / 35
200433704	■	■	■	■	■	■	■	■	■	■	■	■	■	■	■	■	■	■	■	■	■	↑	■	■	■	■	■	■	■	↑	■	■	■	■	■	2 / 35
200433705	■	■	■	■	■	■	■	■	■	■	■	■	■	↑	■	■	■	■	■	↑	■	■	■	■	■	■	■	■	■	↑	■	■	■	■	■	3 / 35
200433706	■	■	■	■	■	■	■	■	■	■	■	■	■	↑	■	■	■	■	■	↑	■	■	■	■	■	■	■	■	■	↑	■	■	■	■	■	3 / 35

■ In Comparison Range
↑/↓ Animal is above/below reference range
Blank rows indicate values that were missing

Chart F-1 (Page 7): Summary of Clinical Chemistry Data for Viagen Clone Progeny and Comparators (July 2004)

Animal_ID	A/G	Anion Gap	Globulin	Hemolysis	Icterus	Bilirubin-i	Lipemia	NaK	% Sat	Albumin-bulk	Alk Phos	ALT/P5P	Amylase	AST/P5P	hBA	Bicarbonate	Calcium	Chloride	Cholesterol	CK	Creatinine	Bilirubin-d	GGT	Glucose	Iron	Lipase	MG - XB	Phosphate	Potassium	SDH	Sodium	TIBC	∑ Bilirubin	Total Protein	Urea	Summary
200433707	■	■	■	■	■	■	↑	■	■	■	↑	■	■	■	■	■	■	■	■	■	■	■	■	■	■	■	■	■	■	↑	■	■	■	■	■	3 / 35
200433708	■	■	■	↑	■	■	■	■	■	■	■	↑	■	↑	■	■	■	■	■	↑	■	■	■	■	■	■	■	■	■	↑	■	■	■	■	↑	6 / 35
200433709	■	■	■	■	■	■	↑	■	■	■	■	■	■	■	■	■	■	■	■	■	■	■	■	■	■	■	■	■	■	↑	■	■	■	■	■	2 / 35
200433710	■	↓	■	■	■	■	↑	■	■	■	■	■	■	■	■	■	■	■	■	■	■	■	■	■	■	■	■	■	■	↑	■	■	■	■	■	3 / 35
200433711	■	■	■	■	■	■	■	■	■	■	■	■	■	■	■	■	■	■	■	■	■	■	■	■	■	■	■	■	■	↑	■	■	■	■	■	1 / 35
200433712	■	■	■	■	■	■	■	■	■	■	↑	■	■	■	■	■	■	■	■	■	■	■	■	■	■	■	■	■	■	↑	■	■	■	■	■	2 / 35
200433801	■	■	■	■	■	■	■	■	■	■	■	■	■	■	■	■	■	■	■	■	■	■	■	■	■	■	■	■	■	↑	■	■	■	■	■	1 / 35
200433802	■	■	■	■	■	■	↑	■	■	■	■	■	■	■	■	■	■	■	■	■	■	■	■	■	■	■	■	■	■	↑	■	■	■	■	■	2 / 35
200433803	■	■	■	■	■	■	↑	■	■	■	■	■	■	■	■	■	■	■	■	■	■	■	■	■	■	■	■	■	■	↑	■	■	■	■	■	2 / 35
200433804	■	■	■	■	■	■	↑	■	■	■	■	■	■	■	■	■	■	■	■	■	■	■	■	■	■	↑	■	■	■	↑	■	■	■	■	■	3 / 35
200433805																																				
200433806	■	■	■	■	■	■	↑	■	■	■	■	■	■	■	■	■	■	■	■	■	■	■	■	■	■	■	■	■	■	↑	■	■	■	■	■	2 / 35
200433807																																				
200433808	■	■	■	■	■	■	↑	■	■	■	■	■	■	■	■	■	■	■	■	■	■	■	■	■	■	■	■	■	■	↑	■	■	■	■	■	2 / 35
200433809	■	↓	■	■	■	■	■	■	■	■	■	↑	■	↑	■	■	■	■	■	↑	■	■	■	■	■	■	■	■	■	↑	■	■	■	■	■	5 / 35
200434101	■	■	■	■	■	■	■	■	↑	■	■	↑	■	■	■	■	■	■	↑	■	■	■	■	■	■	↑	■	■	■	■	■	■	■	■	■	4 / 35
200434102	■	■	↑	■	■	■	■	■	↑	■	■	↑	■	■	↑	■	■	■	↑	■	■	■	■	■	■	↑	■	↓	■	■	■	■	■	■	■	7 / 35
200434103	■	■	■	■	■	■	■	■	■	■	■	↑	■	■	■	■	■	■	■	■	■	■	■	■	■	↑	■	■	■	■	■	■	■	■	■	2 / 35
200434104	■	■	■	■	■	■	■	■	■	■	■	■	■	■	■	■	■	■	■	■	■	■	■	■	■	↑	■	■	■	■	■	■	■	■	■	1 / 35
200434105	■	■	■	■	■	■	■	■	■	■	■	■	■	■	■	■	■	■	■	■	■	■	■	■	■	↑	■	■	■	■	■	■	■	■	■	1 / 35
200434106	■	■	■	■	■	■	■	■	■	■	■	■	■	■	■	■	■	■	■	■	■	■	■	■	■	■	■	■	■	■	■	■	■	■	■	0 / 35
200434107	■	■	■	■	■	■	■	■	■	■	■	■	■	■	■	■	■	■	■	■	■	■	■	■	■	■	■	■	■	■	■	■	■	■	■	0 / 35
200434108	■	■	■	■	■	■	■	■	■	■	■	■	■	■	■	■	■	■	■	■	■	■	■	■	■	■	■	■	■	■	■	■	■	■	■	0 / 35
200434109	■	■	■	■	■	■	■	■	■	■	■	■	■	■	■	■	■	■	■	■	■	■	■	■	■	■	■	■	■	■	■	■	■	■	■	0 / 35
200434110																																				
200434111	■	■	■	■	■	■	■	■	■	■	■	■	■	■	■	■	■	■	■	■	■	■	■	■	■	↑	■	■	■	■	■	■	■	■	■	1 / 35
200434112	■	■	■	■	■	■	■	■	■	■	■	■	■	■	■	■	■	■	■	■	■	■	■	■	■	■	■	■	■	■	■	■	■	■	■	0 / 35

■ In Comparison Range
↑/↓ Animal is above/below reference range
Blank rows indicate values that were missing

Chart F-1 (Page 8): Summary of Clinical Chemistry Data for Viagen Clone Progeny and Comparators (July 2004)

Animal_ID	A/G	Anion Gap	Globulin	Hemolysis	Icterus	Bilirubin-i	Lipemia	NaK	% Sat	Albumin-bulk	Alk Phos	ALT/P5P	Amylase	AST/P5P	hBA	Bicarbonate	Calcium	Chloride	Cholesterol	CK	Creatinine	Bilirubin-d	GGT	Glucose	Iron	Lipase	MG - XB	Phosphate	Potassium	SDH	Sodium	TIBC	∑ Bilirubin	Total Protein	Urea	Summary
200434113	■	■	■	■	■	↑	■	■	■	■	■	■	■	■	■	■	■	■	■	■	■	↑	■	↓	■	■	■	■	■	■	■	■	↑	■	↑	5 / 35
200434114	■	■	■	■	■	■	■	■	■	■	■	■	■	■	■	■	■	■	■	■	■	■	■	■	■	↑	■	■	■	■	■	■	■	■	■	1 / 35
200434115	■	■	■	■	■	■	■	■	■	■	■	■	■	■	■	■	■	■	■	■	■	■	■	■	■	■	■	■	■	■	■	■	■	■	■	0 / 35
200434401	■	■	■	■	■	■	■	■	■	■	■	■	■	■	■	■	■	↑	■	■	■	■	■	■	■	■	■	■	■	■	↑	■	■	■	■	2 / 35
200434402	■	■	■	■	■	■	■	■	■	■	■	■	■	■	■	■	■	↑	■	■	■	■	■	■	■	■	■	■	■	■	■	■	■	■	■	1 / 35
200434403	■	■	■	■	■	■	■	■	■	■	■	■	■	■	■	■	■	■	■	■	■	■	■	■	■	■	■	■	■	■	■	■	■	■	■	0 / 35
200434501	■	■	■	■	■	■	■	■	■	■	■	■	■	↑	■	■	■	■	■	↑	■	■	■	■	■	↑	■	■	■	■	■	■	■	■	■	3 / 35
200434502	■	■	■	■	■	■	■	■	■	■	■	■	■	■	■	■	■	■	■	■	■	■	■	■	■	■	■	■	↑	■	■	■	■	■	■	1 / 35
200434503	■	■	■	■	■	■	■	■	■	■	■	■	■	■	■	■	■	■	■	■	■	■	■	■	■	↑	■	■	■	■	■	■	■	■	■	1 / 35
200434504	■	■	■	■	■	■	■	■	■	■	■	■	■	■	■	■	■	■	■	■	■	■	■	■	■	■	■	■	■	■	■	■	■	■	■	0 / 35
200434505																																				
200434506	■	■	■	■	■	■	■	■	■	■	■	↑	■	■	■	■	■	■	■	■	■	■	■	■	■	↑	■	■	■	■	■	■	■	■	■	2 / 35
200434507	■	■	■	■	■	■	■	■	■	■	■	■	■	■	■	■	■	■	■	■	■	■	■	■	■	↑	■	■	■	■	■	■	■	■	■	1 / 35
200434508	■	■	■	■	■	■	■	■	■	■	■	■	■	■	■	■	■	■	■	■	■	■	■	■	■	■	■	■	■	■	■	■	■	■	■	0 / 35
200434509	■	■	■	■	■	■	■	■	■	■	■	■	■	■	■	■	■	■	■	■	■	■	■	■	■	■	■	■	■	■	■	■	■	■	■	0 / 35
200434510	■	■	■	■	■	■	■	■	■	■	■	■	■	■	■	■	■	■	■	■	■	■	■	■	■	↑	■	■	■	■	■	■	■	■	■	1 / 35
200434511	■	■	■	■	■	■	■	■	■	■	■	■	■	■	■	■	■	■	■	■	■	■	■	■	■	↑	■	■	■	■	■	■	■	■	■	1 / 35
200434512	■	■	■	■	■	■	■	■	■	■	■	■	■	■	■	■	■	■	■	■	■	■	■	■	■	■	■	■	■	■	■	■	■	■	■	0 / 35
200434601	■	■	■	■	■	■	■	■	■	■	■	■	■	■	■	■	■	■	■	■	■	■	■	■	■	■	■	■	■	■	■	■	■	■	■	0 / 35
200434602	■	■	■	■	■	■	■	■	■	■	■	■	■	■	■	■	■	■	■	■	■	■	■	■	■	■	■	■	■	■	■	■	■	■	■	0 / 35
200434603																																				
200434604	■	■	■	■	■	■	■	■	■	■	■	■	■	■	■	■	■	■	■	■	■	■	■	■	■	↑	■	■	■	■	■	■	■	■	■	1 / 35
200434605	■	■	■	■	■	■	■	■	■	■	■	■	■	■	■	■	■	■	■	■	■	■	■	■	■	↑	■	■	■	■	■	■	■	■	■	1 / 35
200434606	■	■	■	■	■	■	■	■	■	■	■	■	■	■	■	■	■	■	■	■	■	■	■	■	■	■	■	■	■	■	■	■	■	■	■	0 / 35
200434607	■	■	■	■	■	↑	■	■	■	■	■	■	■	■	■	■	■	■	■	■	■	■	■	■	■	■	■	■	■	■	■	■	↑	■	↑	3 / 35
200434608	■	■	■	■	■	■	■	■	■	■	■	■	■	■	■	■	■	■	■	■	■	■	■	■	■	■	■	■	■	■	■	■	■	■	■	0 / 35
200435801	■	■	■	■	■	■	■	■	■	■	■	■	■	■	■	■	■	■	■	■	■	■	■	■	■	↑	■	■	■	■	■	■	■	■	■	1 / 35

■ In Comparison Range
↑/↓ Animal is above/below reference range
Blank rows indicate values that were missing

Chart F-1 (Page 9): Summary of Clinical Chemistry Data for Viagen Clone Progeny and Comparators (July 2004)

Animal_ID	A/G	Anion Gap	Globulin	Hemolysis	Icterus	Bilirubin-i	Lipemia	NaK	% Sat	Albumin-bulk	Alk Phos	ALT/P5P	Amylase	AST/P5P	hBA	Bicarbonate	Calcium	Chloride	Cholesterol	CK	Creatinine	Bilirubin-d	GGT	Glucose	Iron	Lipase	MG - XB	Phosphate	Potassium	SDH	Sodium	TIBC	∑ Bilirubin	Total Protein	Urea	Summary
200435802	↑	■	■	■	■	■	■	■	■	■	↑	■	■	■	■	■	■	■	■	■	■	■	■	■	■	■	■	■	■	■	↑	■	■	■	■	3 / 35
200435803	■	■	■	■	■	■	■	■	■	■	■	■	■	■	■	■	■	■	■	■	■	■	■	■	■	■	■	■	■	■	■	■	■	■	■	0 / 35
200436001	■	■	■	■	■	■	■	■	■	■	■	■	■	■	■	■	■	■	■	■	■	■	■	■	■	■	■	■	■	■	■	■	■	■	■	0 / 35
200436002	■	■	■	■	■	■	■	■	■	■	■	■	■	■	■	■	■	■	■	■	■	■	■	■	■	■	■	■	■	■	■	■	■	■	■	0 / 35
200436003	↑	■	■	↑	■	■	■	■	■	■	■	■	■	■	■	■	■	■	■	↑	■	■	■	■	■	↑	■	■	■	■	■	■	■	■	■	4 / 35
200436004	■	■	■	■	■	↑	■	■	■	■	■	■	■	■	■	■	↓	■	■	↑	■	■	■	↓	■	■	■	■	■	■	■	■	■	■	↑	5 / 35
200436005	■	■	■	■	■	■	■	■	■	■	■	■	■	■	■	■	■	■	■	■	■	■	■	■	■	↑	■	■	■	■	■	■	■	■	■	1 / 35
200436006	■	■	■	■	■	■	■	■	↑	■	■	■	■	■	■	■	■	■	■	■	■	■	■	■	■	■	■	■	■	■	■	■	■	■	■	1 / 35
200436007	■	■	■	■	■	■	■	■	↑	■	■	■	■	■	■	■	■	■	■	■	■	■	■	■	↑	■	■	■	■	■	■	■	■	■	■	2 / 35
200436008	■	■	■	■	■	■	■	■	■	■	■	■	■	■	■	■	■	■	■	■	■	■	■	■	■	■	■	■	■	■	■	■	■	■	■	0 / 35
200436009	■	■	■	↑	■	■	■	■	↑	■	■	■	■	■	■	■	■	■	■	■	■	■	■	■	↑	■	■	■	■	■	■	■	■	■	■	3 / 35
200436010	■	■	■	■	■	■	■	■	■	■	■	■	■	■	■	■	■	■	■	■	■	■	■	■	■	■	■	■	■	■	■	■	■	■	■	0 / 35
200436011	■	■	■	■	■	■	■	■	■	■	■	■	■	■	■	■	■	■	■	■	■	■	■	■	■	■	■	■	■	■	■	■	■	■	■	0 / 35
200436012	■	■	■	■	■	■	■	■	■	■	■	■	■	■	■	■	■	■	■	■	■	■	■	■	↑	■	■	■	■	■	■	■	■	■	■	1 / 35
200436013	■	■	■	■	■	■	■	■	■	■	■	■	■	■	■	■	■	■	■	■	■	■	■	■	■	↑	■	■	■	■	■	■	■	■	■	1 / 35
200436014																																				
200436401	■	■	■	■	■	■	■	■	■	■	■	■	■	■	■	■	■	■	■	↑	■	■	■	■	↑	■	■	■	■	■	■	■	■	■	■	2 / 35
200436402	■	■	■	■	■	■	■	■	■	■	■	■	■	■	■	■	■	■	■	■	■	■	■	■	■	■	■	■	■	■	■	■	■	■	■	0 / 35
200436403	■	■	■	■	■	■	■	■	■	■	■	■	■	■	■	■	■	■	■	■	■	■	■	■	■	■	■	■	■	■	■	■	■	■	■	0 / 35
200436404	■	■	■	■	■	■	■	■	■	■	■	■	■	■	■	■	■	■	■	■	■	■	■	■	■	■	■	■	■	■	■	■	■	■	■	0 / 35
200436405	■	■	■	■	■	■	■	■	■	■	■	■	■	■	■	■	■	■	■	■	■	■	■	■	■	■	■	■	■	■	■	■	■	■	■	0 / 35
200436601	■	■	■	■	■	■	■	■	■	■	■	■	■	■	■	■	■	■	■	■	■	■	■	■	■	■	↑	■	■	■	■	■	■	■	■	1 / 35
200436602	■	■	■	↑	■	■	■	■	■	■	■	↑	■	↑	■	■	■	■	■	↑	■	■	■	■	■	■	■	■	■	■	■	■	■	■	■	4 / 35
200436603	■	■	■	■	■	■	■	■	■	■	■	■	■	■	■	■	■	■	■	■	■	■	■	■	■	■	■	■	■	■	■	■	■	■	■	0 / 35
200436604	■	■	■	■	■	■	■	■	■	■	■	■	■	■	■	■	■	■	■	■	■	■	■	■	■	■	■	■	■	■	■	■	■	■	■	0 / 35
200436605	■	■	■	■	■	■	■	■	■	■	■	■	■	■	■	■	■	■	■	■	■	■	■	■	■	■	■	■	■	■	■	■	■	■	■	0 / 35
200436606	■	■	■	■	■	■	■	■	■	■	■	■	■	■	■	■	■	■	■	■	■	■	■	■	■	■	■	■	■	■	■	■	■	■	■	0 / 35

■ In Comparison Range
↑/↓ Animal is above/below reference range
Blank rows indicate values that were missing

Chart F-1 (Page 10): Summary of Clinical Chemistry Data for Viagen Clone Progeny and Comparators (July 2004)

Animal_ID	A/G	Anion Gap	Globulin	Hemolysis	Icterus	Bilirubin-i	Lipemia	NaK	% Sat	Albumin-bulk	Alk Phos	ALT/P5P	Amylase	AST/P5P	hBA	Bicarbonate	Calcium	Chloride	Cholesterol	CK	Creatinine	Bilirubin-d	GGT	Glucose	Iron	Lipase	MG - XB	Phosphate	Potassium	SDH	Sodium	TIBC	∑ Bilirubin	Total Protein	Urea	Summary
200436607	■	■	■	■	■	■	■	■	■	■	■	■	■	■	■	■	■	■	■	■	■	■	■	■	■	■	■	■	■	■	■	■	■	■	■	0 / 35
200436608	■	■	■	■	■	■	■	■	■	■	■	■	■	■	■	■	■	↓	■	↑	■	■	■	■	■	■	■	■	■	■	↓	■	■	■	■	3 / 35
200436609	■	■	■	■	■	■	■	■	■	■	■	■	■	■	■	■	■	■	■	■	■	■	■	■	■	■	■	■	■	■	■	■	■	■	■	0 / 35
200436610	■	■	■	■	■	■	■	■	■	■	■	■	■	■	■	■	■	■	■	■	■	■	■	■	■	■	■	■	■	■	■	■	■	■	■	0 / 35
200436611	■	↑	■	■	■	■	■	■	■	■	■	■	■	■	■	■	■	■	■	■	■	■	■	■	■	■	■	■	■	■	■	■	■	■	■	1 / 35
200436612	■	■	■	■	■	■	■	■	■	■	■	■	■	■	■	■	■	■	■	■	■	■	■	■	■	■	■	■	■	■	■	■	■	■	■	0 / 35
200436901																																				
200436902	■	■	■	■	■	■	■	■	■	■	■	■	■	■	■	■	■	■	■	■	■	■	↑	■	■	■	■	■	■	■	■	■	■	■	■	1 / 35
200436903	■	■	■	■	■	■	■	■	■	■	■	■	■	■	■	■	■	■	■	■	■	■	■	■	■	■	■	■	■	■	■	■	■	■	■	0 / 35
200436904	■	■	■	■	■	■	■	■	■	■	■	■	■	■	■	■	■	■	■	■	■	■	■	■	■	■	■	■	■	■	■	■	■	■	■	0 / 35
200436905	■	■	■	■	■	■	■	■	■	■	■	■	■	■	■	■	■	■	■	■	■	■	■	■	■	■	■	■	■	■	■	■	■	■	■	0 / 35
200436906	■	■	■	■	■	■	■	■	■	■	■	■	■	■	■	■	■	■	■	■	■	■	■	■	■	■	■	■	■	■	■	■	■	■	■	0 / 35
200436907	■	■	■	↑	■	■	■	■	↑	■	■	↑	■	↑	■	■	■	■	■	↑	■	■	■	■	■	■	■	■	■	■	■	■	■	■	■	5 / 35
200436908	■	■	■	■	■	■	■	■	■	■	■	■	■	■	■	■	■	■	■	■	■	■	■	■	■	■	■	■	■	■	■	■	■	■	■	0 / 35
200436909	■	■	■	■	■	■	■	■	■	■	■	■	■	■	■	■	■	■	■	■	■	■	■	■	■	■	↑	↑	■	■	■	■	■	■	■	2 / 35
200436910	■	■	■	■	■	■	■	■	■	■	■	■	■	■	■	■	■	■	■	■	■	■	■	■	■	■	■	■	■	■	■	■	■	■	■	0 / 35
200436911	■	■	■	■	■	■	■	■	■	■	■	■	■	■	■	■	■	■	■	■	■	■	■	■	■	■	■	■	■	■	■	■	■	■	■	0 / 35
200436912	■	■	■	■	■	■	■	■	■	■	■	■	■	■	■	■	■	■	■	■	■	■	■	■	■	■	■	■	■	■	■	■	■	■	■	0 / 35
200436913	■	■	■	■	■	■	■	■	■	■	■	■	■	■	■	■	■	■	■	■	■	■	■	■	■	■	■	■	■	■	■	■	■	■	■	0 / 35
200437401	■	■	■	■	↑	↑	■	■	■	■	■	↑	■	↑	↑	■	■	↑	↑	■	■	■	■	↓	■	↑	■	↓	■	■	↑	■	↑	■	↑	# / 35
200437402	■	■	■	■	■	■	■	■	■	■	■	■	■	■	■	■	■	■	■	■	■	■	■	■	■	■	■	■	■	■	■	■	■	■	■	0 / 35
200437403	■	■	■	■	■	■	■	■	■	■	↑	■	■	■	■	■	■	■	■	■	■	■	■	■	■	■	■	■	■	■	■	■	■	■	■	1 / 35
200437404	■	■	■	■	■	■	■	■	■	■	■	■	■	■	■	■	■	■	■	■	■	■	■	■	■	↑	■	■	■	■	■	■	■	■	■	1 / 35
200437405	■	■	■	■	■	■	■	■	■	■	↑	■	■	■	■	■	■	■	■	■	■	■	■	■	■	■	■	■	■	■	■	■	■	■	↑	2 / 35
200437406	■	■	■	■	■	■	■	■	■	■	■	■	■	■	■	■	■	■	■	■	■	■	■	■	■	■	■	■	■	■	■	■	■	■	↑	1 / 35
200437407	■	■	■	■	■	■	■	■	■	■	■	■	■	■	■	■	■	■	■	■	■	■	■	■	■	■	■	■	■	■	■	■	■	■	■	0 / 35
200437408	■	■	■	■	■	■	■	■	■	■	■	■	■	■	■	■	■	■	■	■	■	■	■	■	■	■	■	■	■	■	■	■	■	■	■	0 / 35

■ In Comparison Range
↑/↓ Animal is above/below reference range
Blank rows indicate values that were missing

Chart F-1 (Page 11): Summary of Clinical Chemistry Data for Viagen Clone Progeny and Comparators (July 2004)

Animal_ID	A/G	Anion Gap	Globulin	Hemolysis	Icterus	Bilirubin-i	Lipemia	NaK	% Sat	Albumin-bulk	Alk Phos	ALT/P5P	Amylase	AST/P5P	hBA	Bicarbonate	Calcium	Chloride	Cholesterol	CK	Creatinine	Bilirubin-d	GGT	Glucose	Iron	Lipase	MG - XB	Phosphate	Potassium	SDH	Sodium	TIBC	∑ Bilirubin	Total Protein	Urea	Summary
200437409	■	■	■	■	■	■	■	■	■	■	■	■	■	■	■	■	■	■	■	■	■	■	■	■	■	■	■	■	■	■	■	■	■	■	■	0 / 35
200437410	■	■	■	■	■	■	■	■	■	■	■	■	■	■	■	■	■	■	■	■	■	■	■	■	■	■	■	■	■	■	■	■	■	■	■	0 / 35
200437411	■	■	■	■	■	■	■	■	■	■	■	■	■	■	■	■	■	■	■	■	■	■	■	■	■	■	■	■	■	■	■	■	■	■	■	0 / 35
200437501	■	■	■	■	■	■	■	↓	■	■	■	■	■	■	■	■	■	■	■	■	■	■	■	■	■	■	■	■	↑	■	■	■	■	■	■	2 / 35
200437502	■	■	■	■	■	■	■	■	■	■	■	■	■	■	■	■	■	■	■	■	■	■	■	■	■	■	■	■	■	■	■	■	■	■	■	0 / 35
200437503																																				
200437504																																				
200437505	■	■	■	■	■	■	■	■	■	■	■	■	■	■	■	■	■	■	■	■	■	■	■	■	■	■	■	■	■	■	■	■	■	■	■	0 / 35
200437506	■	■	■	■	■	■	■	■	■	■	■	■	■	■	■	■	■	■	■	■	■	■	■	■	■	■	■	■	■	■	■	■	■	■	■	0 / 35
200437507	■	■	■	■	■	■	■	■	■	■	■	■	■	■	■	■	■	■	■	■	■	■	■	■	■	■	■	■	■	■	■	■	■	■	■	0 / 35
200437508																																				
200437509	■	■	■	■	■	■	■	■	■	■	■	■	■	■	■	■	■	■	■	■	■	■	■	■	■	■	■	■	■	■	■	■	■	■	■	0 / 35
200437510	■	■	■	■	■	■	■	■	■	■	■	■	■	■	■	■	■	■	■	■	■	■	■	■	■	■	■	■	■	■	■	■	■	■	■	0 / 35
200437801	■	■	■	■	■	■	■	■	■	■	■	■	■	■	■	■	■	■	↑	■	■	■	■	■	■	■	■	■	■	■	■	■	■	■	■	1 / 35
200437802	■	■	■	■	■	■	■	■	■	■	■	■	■	■	■	■	■	■	■	■	■	■	■	■	■	■	■	■	■	■	■	■	■	■	■	0 / 35
200437803	■	■	■	■	■	■	■	■	■	■	■	■	■	■	■	■	■	■	↑	■	■	■	■	■	■	■	■	■	■	■	■	■	■	■	■	1 / 35
200437804	■	■	■	■	■	■	■	■	■	■	■	■	■	■	■	■	■	■	■	■	■	■	■	■	↑	■	■	↓	■	■	■	■	■	■	■	2 / 35
200438101	■	■	■	■	■	■	■	■	■	■	■	■	■	■	■	■	■	■	■	■	■	■	■	■	■	■	■	■	■	■	■	■	■	■	■	0 / 35
200438102	■	■	■	■	■	■	■	■	■	■	■	■	■	■	■	■	■	■	■	■	■	■	■	■	■	■	■	■	■	■	■	■	■	■	■	0 / 35
200438103	■	■	■	■	■	■	■	■	■	■	■	■	■	■	■	■	■	■	■	■	■	■	■	■	■	■	■	■	■	■	■	■	■	■	■	0 / 35
200438104	■	■	■	■	■	■	■	■	■	■	■	■	■	■	■	■	■	■	■	■	■	■	■	■	■	■	■	■	■	■	■	■	■	■	■	0 / 35
200438105	■	■	■	■	■	■	■	■	■	■	↑	■	■	■	■	■	■	■	■	■	■	■	■	■	■	■	■	■	■	■	■	■	■	■	■	1 / 35
200438106	■	■	■	■	■	■	■	■	■	■	■	■	■	■	↑	■	■	■	■	■	■	■	■	■	■	■	■	■	■	■	■	■	■	■	■	1 / 35
200438107	■	■	■	■	■	↓	■	■	■	■	■	↓	■	■	■	■	■	■	■	■	■	■	■	■	■	■	■	■	■	■	■	■	■	■	■	2 / 35
200438601	■	■	■	■	■	■	■	■	■	■	■	■	■	■	■	■	■	■	■	■	■	■	■	■	■	■	■	■	■	■	■	■	■	■	■	0 / 35
200438602	■	■	■	■	■	■	■	■	■	■	■	■	■	■	■	■	■	■	■	■	■	■	■	■	■	■	■	■	■	■	■	■	■	■	■	0 / 35
200438603	■	■	■	■	■	■	■	■	■	■	■	■	■	■	■	■	■	■	■	■	■	■	■	■	■	■	■	■	■	■	■	■	■	■	■	0 / 35

■ In Comparison Range
↑/↓ Animal is above/below reference range
Blank rows indicate values that were missing

Chart F-1 (Page 12): Summary of Clinical Chemistry Data for Viagen Clone Progeny and Comparators (July 2004)

Animal_ID	A/G	Anion Gap	Globulin	Hemolysis	Icterus	Bilirubin-i	Lipemia	NaK	% Sat	Albumin-bulk	Alk Phos	ALT/P5P	Amylase	AST/P5P	hBA	Bicarbonate	Calcium	Chloride	Cholesterol	CK	Creatinine	Bilirubin-d	GGT	Glucose	Iron	Lipase	MG - XB	Phosphate	Potassium	SDH	Sodium	TIBC	∑ Bilirubin	Total Protein	Urea	Summary
200438604	■	■	■	■	■	■	■	■	■	■	■	■	■	■	■	■	■	■	■	■	■	■	■	■	■	■	■	■	■	■	■	■	■	■	■	0 / 35
200438605	■	■	■	■	■	■	■	■	■	■	■	■	■	■	■	■	■	■	■	■	■	■	■	■	■	■	■	■	■	■	■	■	■	■	■	0 / 35
200438606	■	■	■	■	■	■	■	■	■	■	■	■	■	■	■	■	■	■	■	■	■	■	■	■	■	■	■	■	■	■	■	■	■	■	■	0 / 35
200438607	■	■	■	↑	■	■	■	■	■	■	■	■	■	↑	■	■	■	■	■	↑	■	■	■	■	■	■	■	■	■	■	■	■	■	■	■	3 / 35
200438608	■	■	■	■	■	■	■	■	■	■	■	■	■	■	■	■	■	■	■	■	■	■	■	■	■	■	■	■	■	■	■	■	■	■	■	0 / 35
200438609	■	■	■	■	■	■	■	■	■	■	■	■	■	■	■	■	■	■	■	■	■	■	■	■	■	■	■	■	■	■	■	■	■	■	■	0 / 35
200438610	■	■	■	■	■	■	■	■	■	■	■	■	■	■	■	■	■	■	■	■	■	■	■	■	■	■	■	■	■	■	■	■	■	■	■	0 / 35
200438611	■	■	■	■	■	■	■	■	■	■	↑	■	■	■	■	■	■	■	■	■	■	■	■	■	■	■	■	■	■	■	■	■	■	■	■	1 / 35
200439501	■	■	■	■	■	■	■	■	■	■	■	■	■	■	■	■	■	■	■	■	■	■	■	■	■	■	■	■	■	■	■	■	■	■	■	0 / 35
200439502	■	■	■	■	■	■	■	■	■	■	■	■	■	↑	■	■	■	■	■	↑	■	■	■	■	■	■	■	■	■	■	■	■	■	■	■	2 / 35
200439503																																				
200439504	■	■	■	↑	■	■	■	■	■	■	■	↑	■	■	■	■	■	■	■	↑	■	■	■	■	■	■	■	■	■	■	■	■	■	■	■	3 / 35
200439505	■	■	■	■	■	■	■	■	■	■	■	■	■	■	■	■	■	■	■	■	■	■	■	■	■	■	■	■	■	■	■	■	■	■	■	0 / 35
Summary	2 / 287	4 / 287	4 / 287	15 / 287	1 / 287	9 / 287	21 / 287	6 / 287	15 / 287	2 / 287	11 / 287	17 / 287	1 / 287	19 / 287	14 / 287	1 / 287	3 / 287	7 / 287	6 / 287	28 / 287	0 / 287	4 / 287	3 / 287	5 / 287	11 / 287	37 / 287	7 / 287	9 / 287	7 / 287	26 / 287	10 / 287	0 / 287	5 / 287	1 / 287	9 / 287	

■ In Comparison Range
↑/↓ Animal is above/below reference range
Blank rows indicate values that were missing

Chart F-2 (Page 1): Summary of Hematology Data for Viagen Clone Progeny and Comparators (July 2004)

Animal_ID	Retic abs	Basophils	Eosinophils	Hemoglobin	Hematocrit	LUC	Lymphocytes	MCH	MCHC	MCV	Monocytes	MPV	Platelets	RBC	RDW	Retic	Seg Neut	WBC	Summary		
200430601	■	■	■	■	■	■	■	■	■	■	■	■	■	■	■	■	■	■	0	/	18
200430602	■	■	■	■	■	■	■	■	↑	■	■	↓	↓	■	■	■	■	■	3	/	18
200430603	■	■	■	■	■	■	■	■	■	■	■	■	■	■	■	■	■	■	0	/	18
200430604	■	■	■	■	■	■	■	■	■	■	■	■	■	■	■	■	■	■	0	/	18
200430605	■	■	■	■	■	■	■	■	■	■	■	■	↓	■	■	■	■	■	1	/	18
200430606	■	■	■	■	■	↓	■	■	■	■	■	■	■	■	■	■	■	■	1	/	18
200430607	■	■	■	■	■	↓	■	■	■	■	■	■	■	■	■	■	■	■	1	/	18
200430608	■	■	■	■	■	■	■	■	■	■	■	■	■	■	■	■	■	■	0	/	18
200430609																					
200430610	■	■	■	■	■	■	■	■	■	■	■	↑	■	■	■	■	■	■	1	/	18
200430611	■	■	■	■	■	■	■	■	■	■	■	■	■	■	■	■	■	■	0	/	18
200430701	■	■	■	■	■	↓	■	■	■	■	■	■	■	■	■	■	■	■	1	/	18
200430702	■	■	■	■	■	■	■	■	■	■	■	■	■	■	■	■	■	■	0	/	18
200430703	■	■	■	■	■	■	■	■	■	■	■	■	■	■	■	■	■	■	0	/	18
200430704	■	■	■	■	■	■	■	■	■	■	■	■	■	■	■	■	■	■	0	/	18
200430705	■	■	■	■	■	■	■	■	■	■	■	■	■	■	■	■	■	■	0	/	18
200430706	■	■	■	■	■	■	■	■	■	■	■	■	■	■	■	■	■	■	0	/	18
200430707																					
200430708	■	■	■	■	■	■	■	■	↑	■	■	■	■	■	■	■	■	■	1	/	18
200430709																					
200430710	■	■	■	■	■	■	■	■	■	■	■	■	■	■	■	■	■	■	0	/	18
200430711	■	■	■	■	■	■	■	■	■	■	■	■	■	■	■	■	■	■	0	/	18
200430801	■	■	■	■	■	■	■	■	■	■	■	■	■	■	■	■	■	■	0	/	18
200430802																					
200430803	■	■	■	■	■	↓	■	■	■	■	■	■	■	■	■	■	■	■	1	/	18
200430804																					
200430805	■	■	■	■	■	■	■	■	■	■	■	■	■	■	■	■	■	■	0	/	18
200430901																					
200430902	■	■	■	■	■	■	■	■	■	■	■	■	■	■	■	■	■	■	0	/	18
200430903	■	■	■	■	■	■	■	■	■	■	■	■	■	■	■	■	■	■	0	/	18
200430904																					
200430905	■	■	■	■	■	■	■	■	■	■	■	■	■	■	■	■	■	■	0	/	18
200430906	■	■	↑	■	■	■	■	■	■	■	■	■	■	■	■	■	■	■	1	/	18
200431001	■	■	■	■	■	↓	■	■	■	■	■	■	■	■	■	■	■	■	1	/	18
200431002																					
200431003	■	■	■	■	■	↓	■	■	■	■	■	■	↓	■	■	■	■	■	2	/	18
200431004	■	■	■	■	■	■	■	■	■	■	■	■	■	■	■	■	■	■	0	/	18
200431005	■	■	■	■	■	↑	■	■	■	■	■	■	■	■	■	■	■	■	1	/	18
200431006																					
200431007	■	■	■	■	■	■	■	■	■	■	■	■	■	■	■	■	■	■	0	/	18

■ In Comparison Range
↑/↓ Animal is above/below reference range
Blank rows indicate values that were missing

Chart F-2 (Page 2): Summary of Hematology Data for Viagen Clone Progeny and Comparators (July 2004)

200431008																					
200431009	■	■	■	■	■	↑	■	■	■	■	■	■	■	■	■	■	■	■	1	/	18
200431010	■	■	■	■	■	↓	■	■	■	■	↑	■	■	■	■	■	↑	↑	4	/	18
200431011	■	■	■	■	■	■	■	■	■	■	■	■	■	■	■	■	■	■	0	/	18
200431012	■	■	■	■	■	■	■	■	■	■	■	↑	■	■	■	■	■	■	1	/	18
200431013																					
200431401	■	■	■	■	■	↑	■	■	■	■	■	↑	■	■	■	■	■	■	2	/	18
200431402																					
200431403																					
200431404	■	■	■	■	■	■	■	■	■	■	■	■	■	■	■	■	■	■	0	/	18
200431405	■	■	■	■	■	■	■	■	■	■	■	■	■	■	■	■	■	■	0	/	18
200431406																					
200431407																					
200431408	■	■	■	■	■	■	■	■	■	■	■	■	■	■	■	■	■	■	0	/	18
200431409	■	■	■	■	■	■	■	■	■	■	■	■	■	■	■	■	■	■	0	/	18
200431410	■	■	■	■	■	■	■	■	■	■	■	■	■	■	■	■	■	■	0	/	18
200431411	■	■	■	■	■	■	■	■	■	■	■	■	■	■	■	■	■	■	0	/	18
200431501	■	■	■	■	■	■	■	■	■	■	■	■	■	■	■	■	■	■	0	/	18
200431502	■	■	↑	■	■	■	↓	■	■	■	■	■	■	■	■	■	■	■	2	/	18
200431503	■	■	■	■	■	■	■	■	■	■	■	■	■	■	■	■	■	■	0	/	18
200431504	■	■	■	■	■	■	■	■	■	■	■	■	■	■	■	■	■	■	0	/	18
200431505	■	■	■	■	■	■	■	■	↑	■	■	■	■	■	■	■	■	■	1	/	18
200431506	■	■	■	■	■	■	↓	■	■	■	■	■	■	■	■	■	■	■	1	/	18
200431601																					
200431602																					
200431603	■	■	■	■	■	■	■	■	■	■	■	■	■	■	■	■	■	■	0	/	18
200431604	■	■	■	■	■	■	■	■	■	■	■	■	■	■	■	■	■	■	0	/	18
200431605	■	■	■	■	■	↓	■	■	■	■	■	■	■	■	■	■	■	■	1	/	18
200431606	■	■	■	■	■	■	■	■	■	■	■	■	■	■	■	■	■	■	0	/	18
200431607	■	■	■	■	■	■	■	■	■	■	■	■	■	■	■	■	■	■	0	/	18
200431608																					
200431609																					
200431610																					
200431701	■	■	■	■	■	■	■	■	■	■	■	■	■	■	■	■	↑	■	1	/	18
200431702	■	■	■	■	■	■	■	■	■	■	■	■	■	■	■	■	■	■	0	/	18
200431703	■	■	■	■	■	■	■	■	■	■	■	■	■	■	■	■	↑	■	1	/	18
200431704																					
200431705																					
200431706	■	■	■	■	■	■	■	■	■	■	■	■	■	■	■	■	■	■	0	/	18
200431707																					
200431708																					
200432001																					
200432002	■	■	■	■	■	■	■	■	■	■	■	■	■	■	■	■	■	■	0	/	18
200432003	■	■	■	■	■	↑	■	■	■	■	■	■	■	■	■	■	■	■	1	/	18

■ In Comparison Range
↑/↓ Animal is above/below reference range
Blank rows indicate values that were missing

Chart F-2 (Page 3): Summary of Hematology Data for Viagen Clone Progeny and Comparators (July 2004)

200432004	■	■	↑	■	■	■	■	■	■	■	■	■	■	■	■	■	■	■	1	/	18
200432005	■	■	■	■	■	↓	■	■	■	■	■	■	■	■	■	■	■	■	1	/	18
200432006	■	■	■	■	■	■	■	■	■	■	■	■	■	■	■	■	■	■	0	/	18
200432007																					
200432008																					
200432101	■	■	■	■	■	↓	■	■	■	■	■	■	■	■	↑	■	■	■	2	/	18
200432102																					
200432103	■	■	■	■	■	■	■	■	■	■	■	■	■	■	■	■	■	■	0	/	18
200432104	■	■	■	■	↓	↑	■	■	■	■	■	↑	■	■	↑	■	■	■	4	/	18
200432105																					
200432106	■	■	■	■	■	■	■	■	■	■	■	■	■	■	■	■	■	■	0	/	18
200432107																					
200432108	■	■	■	■	■	↓	■	■	■	■	■	■	■	■	■	■	■	■	1	/	18
200432109	■	■	■	■	■	■	■	■	■	■	■	■	■	■	■	■	■	■	0	/	18
200432301	■	■	■	■	■	■	■	■	■	■	■	■	■	■	■	■	■	■	0	/	18
200432302	■	■	■	■	■	■	■	■	■	■	■	■	■	■	■	■	■	■	0	/	18
200432303	■	■	■	■	■	■	■	■	■	■	■	■	■	■	■	■	■	■	0	/	18
200432304	■	■	■	■	■	■	■	■	■	■	■	■	■	■	■	■	■	■	0	/	18
200432305																					
200432306																					
200432307																					
200432308																					
200432309	■	■	■	■	■	■	■	■	■	■	■	↑	↑	■	■	■	■	■	2	/	18
200432310																					
200432311	■	■	■	■	■	■	■	■	■	■	■	■	↑	■	↑	■	■	■	2	/	18
200432312	■	■	■	■	■	↑	■	■	■	■	■	■	■	■	■	■	■	■	1	/	18
200432401	■	■	■	■	■	■	■	■	■	■	■	■	■	■	■	■	■	■	0	/	18
200432402																					
200432403	■	■	■	■	■	↑	■	■	■	■	■	■	■	■	■	■	■	■	1	/	18
200432404	■	■	■	■	■	■	■	■	■	■	■	■	■	■	■	■	■	■	0	/	18
200432405	■	■	■	■	■	↓	■	■	■	■	■	■	■	■	■	■	■	■	1	/	18
200432406																					
200432407	■	■	■	■	■	■	■	■	↑	■	■	■	■	■	■	■	■	■	1	/	18
200432408																					
200432501	■	■	■	■	■	■	■	■	■	■	■	■	■	■	■	■	■	■	0	/	18
200432502	■	■	■	■	■	■	■	■	■	■	■	■	■	■	■	■	■	■	0	/	18
200432503	■	■	■	■	■	■	■	■	■	■	■	■	■	■	■	■	■	■	0	/	18
200432504	■	■	■	■	■	■	■	■	■	■	■	■	■	■	■	■	■	■	0	/	18
200432505																					
200432506	■	■	↑	■	■	↓	■	■	■	■	■	■	■	■	■	■	■	■	2	/	18
200432507	■	■	■	■	■	■	■	■	■	■	■	■	■	■	■	■	■	■	0	/	18
200432508	■	■	■	■	■	■	■	■	■	■	■	■	■	■	■	■	■	■	0	/	18
200432701	■	■	■	■	■	■	■	■	■	■	■	■	■	■	■	■	■	■	0	/	18
200432702	■	■	■	■	■	■	■	■	■	■	■	■	■	■	■	■	■	■	0	/	18

■ In Comparison Range
↑/↓ Animal is above/below reference range
Blank rows indicate values that were missing

Chart F-2 (Page 4): Summary of Hematology Data for Viagen Clone Progeny and Comparators (July 2004)

200432703	■	■	■	■	■	■	■	■	■	■	■	↑	■	■	■	■	■	■	1	/	18
200432704	■	■	■	■	■	↓	■	■	■	■	■	■	■	■	■	■	■	■	1	/	18
200432705	■	■	■	■	■	↓	■	■	■	■	■	■	■	■	■	■	■	■	1	/	18
200432706	■	■	■	■	■	■	■	■	■	■	■	■	■	■	■	■	■	■	0	/	18
200433001	■	■	■	■	■	■	■	■	■	■	■	■	■	■	■	■	■	■	0	/	18
200433002	■	■	■	■	■	■	■	■	■	■	■	↑	■	■	■	■	■	■	1	/	18
200433003	■	■	■	■	■	■	■	■	■	■	■	■	■	■	■	■	■	■	0	/	18
200433004	■	■	■	■	■	↑	■	■	■	■	■	■	■	↑	■	■	■	■	2	/	18
200433005	■	■	■	■	■	■	■	■	■	■	■	■	■	■	■	■	■	■	0	/	18
200433006	■	■	■	■	■	■	■	■	■	■	■	■	■	■	■	■	■	■	0	/	18
200433007	■	■	■	■	■	↓	■	■	■	■	■	■	■	■	■	■	■	■	1	/	18
200433008	■	■	■	■	■	■	■	■	■	■	■	■	■	↑	■	■	■	■	1	/	18
200433009																					
200433010	■	■	■	■	■	■	■	■	■	■	■	■	■	■	■	■	■	■	0	/	18
200433011																					
200433201	■	■	■	■	■	■	■	■	■	■	■	■	■	■	■	■	■	■	0	/	18
200433202	■	■	■	■	■	↓	■	■	■	■	■	■	■	■	■	■	■	■	1	/	18
200433203	■	■	■	■	■	■	■	■	■	■	■	■	■	■	■	■	■	■	0	/	18
200433204	■	■	■	■	■	■	■	■	■	■	■	■	■	■	■	■	■	■	0	/	18
200433205	■	■	■	■	■	↓	■	■	■	■	■	■	■	■	■	■	■	■	1	/	18
200433206	■	■	↑	■	■	↓	■	■	■	■	■	■	■	■	■	■	■	■	2	/	18
200433207	■	■	■	■	■	■	■	■	■	■	■	■	■	■	■	■	■	■	0	/	18
200433208	■	■	■	■	■	↓	■	■	■	■	■	■	■	■	■	■	■	■	1	/	18
200433601	■	■	■	■	■	■	■	■	■	■	■	■	■	■	■	■	■	■	0	/	18
200433602	■	■	■	■	■	↓	■	■	■	■	■	■	■	■	■	■	■	■	1	/	18
200433603	■	■	↑	■	■	↓	■	■	■	■	■	■	■	■	■	■	■	■	2	/	18
200433604	■	■	■	■	■	■	■	■	■	■	■	■	■	■	■	■	■	■	0	/	18
200433605	■	■	■	■	■	■	■	■	■	■	■	■	■	■	■	■	■	■	0	/	18
200433701	■	■	■	■	■	↓	■	■	■	■	■	■	■	■	■	■	■	■	1	/	18
200433702	■	■	■	■	■	■	■	■	■	■	■	■	■	■	■	■	■	■	0	/	18
200433703	■	■	■	■	■	■	■	■	■	■	■	■	■	■	↑	■	■	■	1	/	18
200433704	■	■	■	■	■	■	■	■	■	■	■	■	■	■	■	■	■	■	0	/	18
200433705																					
200433706																					
200433707	■	■	■	■	■	↓	■	■	■	■	■	■	■	■	■	■	■	■	1	/	18
200433708																					
200433709	■	■	■	■	■	↓	■	■	■	■	■	■	■	■	↑	■	■	■	2	/	18
200433710	■	■	■	■	■	■	■	■	■	■	■	■	■	■	■	■	■	■	0	/	18
200433711	■	■	■	■	■	■	■	■	■	■	■	↑	■	■	■	■	■	■	1	/	18
200433712	■	■	■	■	■	↓	■	■	■	■	■	↑	■	■	■	■	■	■	2	/	18
200433801																					
200433802	■	■	■	■	■	↓	■	■	■	■	■	■	■	■	■	■	■	■	1	/	18
200433803	■	■	■	■	■	↓	■	■	■	■	■	■	■	■	■	■	■	■	1	/	18
200433804	■	■	■	■	■	■	■	■	■	■	■	■	■	■	■	■	■	■	0	/	18

■ In Comparison Range
↑/↓ Animal is above/below reference range
Blank rows indicate values that were missing

Chart F-2 (Page 5): Summary of Hematology Data for Viagen Clone Progeny and Comparators (July 2004)

200433805																					
200433806	■	■	■	■	■	↓	■	■	■	■	■	■	■	■	■	■	■	■	1	/	18
200433807	■	■	■	■	■	↓	■	■	■	■	■	■	■	■	■	■	■	■	1	/	18
200433808	■	■	■	■	■	■	■	■	■	■	■	↑	■	■	■	■	■	■	1	/	18
200433809																					
200434101	■	■	■	■	■	↓	■	■	■	■	■	■	■	■	■	■	■	■	1	/	18
200434102	■	■	■	■	■	■	■	■	■	■	■	■	■	■	■	■	■	■	0	/	18
200434103	■	■	■	■	■	↑	■	■	■	■	■	■	■	■	■	■	■	■	1	/	18
200434104	■	■	■	■	■	↓	■	■	■	■	■	■	■	■	■	■	■	■	1	/	18
200434105	■	■	■	■	■	■	■	■	■	■	■	■	■	■	■	■	■	■	0	/	18
200434106	■	■	■	■	■	■	■	■	■	■	■	■	■	■	■	■	■	■	0	/	18
200434107	■	■	■	■	■	■	■	■	■	■	■	■	■	■	■	■	■	■	0	/	18
200434108	■	■	■	■	■	↓	■	■	■	■	■	■	■	■	■	■	■	■	1	/	18
200434109	■	■	■	■	■	↑	■	■	■	■	■	■	■	■	■	■	■	■	1	/	18
200434110	■	■	■	■	■	■	■	■	■	■	■	■	■	■	■	■	■	■	0	/	18
200434111	■	■	■	■	■	■	■	■	■	■	■	■	■	■	■	■	■	■	0	/	18
200434112	■	■	■	■	■	↑	■	■	■	■	■	■	■	■	■	■	■	■	1	/	18
200434113	■	■	■	■	■	■	■	■	■	■	■	■	■	■	■	■	■	■	0	/	18
200434114	■	■	■	■	■	↓	■	■	■	■	■	■	■	■	■	■	■	■	1	/	18
200434115	■	■	■	■	■	↑	■	■	■	■	■	■	■	■	■	↑	■	■	2	/	18
200434401	■	■	■	■	■	■	■	■	■	■	■	■	■	■	■	■	■	■	0	/	18
200434402																					
200434403	■	■	■	■	■	↓	■	■	■	■	■	■	■	■	■	■	■	■	1	/	18
200434501																					
200434502																					
200434503																					
200434504																					
200434505																					
200434506																					
200434507	■	■	■	■	■	■	■	■	■	■	■	■	■	■	■	■	■	■	0	/	18
200434508																					
200434509	■	■	■	■	■	■	■	■	■	■	■	■	■	■	■	■	■	■	0	/	18
200434510	■	■	■	■	■	■	■	■	■	■	■	■	■	■	■	■	■	■	0	/	18
200434511	■	■	■	■	■	↓	■	■	■	■	■	■	■	■	■	■	■	■	1	/	18
200434512	■	■	■	■	↓	↑	↑	■	■	■	■	■	↑	■	↑	■	■	■	5	/	18
200434601	■	■	■	■	■	■	■	■	■	■	■	■	■	■	■	■	■	■	0	/	18
200434602	■	■	■	■	■	■	■	■	■	■	■	■	■	■	■	■	■	■	0	/	18
200434603	■	■	■	■	■	■	■	■	■	■	■	■	■	■	■	■	■	■	0	/	18
200434604	■	■	■	■	■	■	■	■	■	■	■	■	■	■	■	■	■	■	0	/	18
200434605	■	■	■	■	■	↓	■	■	■	■	■	■	■	■	■	■	■	■	1	/	18
200434606	■	■	■	■	■	↓	■	■	■	■	■	■	■	■	■	■	■	■	1	/	18
200434607																					
200434608	■	■	■	■	■	■	■	■	■	■	■	■	■	■	■	■	■	■	0	/	18
200435801	■	■	↑	■	■	↓	■	■	■	■	■	■	■	■	■	■	■	■	2	/	18

■ In Comparison Range
↑/↓ Animal is above/below reference range
Blank rows indicate values that were missing

Chart F-2 (Page 6): Summary of Hematology Data for Viagen Clone Progeny and Comparators (July 2004)

200435802	■	■	■	■	■	↓	■	■	■	■	■	↑	■	■	■	■	■	■	2	/	18
200435803	■	■	■	■	■	■	■	■	■	■	■	■	■	■	■	■	■	■	0	/	18
200436001	■	■	■	■	■	■	■	■	■	■	■	■	■	■	■	■	■	■	0	/	18
200436002	■	■	■	■	■	↓	■	■	■	■	■	■	■	■	■	■	■	■	1	/	18
200436003																					
200436004	■	■	■	■	■	■	■	■	■	■	↑	■	■	■	■	■	■	■	1	/	18
200436005	■	■	■	■	■	■	■	■	■	■	■	■	■	■	■	■	■	■	0	/	18
200436006	■	■	■	■	■	■	■	■	■	■	■	■	■	↑	■	■	↑	■	2	/	18
200436007	■	■	■	■	■	■	■	■	■	■	■	■	■	■	■	■	■	■	0	/	18
200436008																					
200436009																					
200436010	■	■	■	■	■	■	■	■	■	■	■	■	■	↑	■	■	■	■	1	/	18
200436011	■	■	■	■	■	■	■	■	■	■	■	■	■	■	■	■	■	■	0	/	18
200436012	■	■	■	■	■	■	■	■	■	■	■	↑	■	■	■	■	■	■	1	/	18
200436013	■	■	■	■	■	■	■	■	■	■	■	■	■	■	■	■	■	■	0	/	18
200436014																					
200436401	■	■	■	■	■	↓	■	■	■	■	■	■	■	■	■	■	■	■	1	/	18
200436402	■	■	■	■	■	■	■	■	■	■	■	■	■	■	■	■	■	■	0	/	18
200436403	■	■	■	■	■	↓	■	■	■	■	■	■	■	■	■	■	■	■	1	/	18
200436404																					
200436405	■	■	■	■	■	■	■	■	■	■	■	■	■	■	■	■	■	■	0	/	18
200436601	■	■	■	■	■	■	■	■	■	■	■	■	■	■	■	■	■	■	0	/	18
200436602																					
200436603	■	■	■	■	■	■	■	■	■	■	■	■	■	■	■	■	■	■	0	/	18
200436604	■	■	■	■	■	■	■	■	■	■	■	■	■	■	■	■	■	■	0	/	18
200436605	■	■	■	■	■	■	■	■	■	■	■	■	■	■	■	■	■	■	0	/	18
200436606	■	■	■	■	■	■	■	■	■	■	■	■	■	■	■	■	■	■	0	/	18
200436607	■	■	■	■	■	↓	■	■	■	■	■	■	■	■	■	■	■	■	1	/	18
200436608	■	■	■	■	■	■	■	■	■	■	■	■	■	■	■	■	■	■	0	/	18
200436609	■	■	■	↓	↓	↓	■	■	↑	■	■	■	↑	■	↑	■	■	■	6	/	18
200436610	■	■	■	■	↓	↓	■	■	■	■	■	■	↑	■	↑	■	■	■	4	/	18
200436611	■	■	↑	↓	↓	↓	■	■	↑	↓	■	■	■	↓	↑	■	■	■	8	/	18
200436612	■	■	■	■	■	■	■	■	■	■	■	■	■	■	■	■	■	■	0	/	18
200436901	■	■	■	■	■	■	■	■	■	■	■	■	■	■	■	■	■	■	0	/	18
200436902	■	■	■	■	■	■	■	■	■	■	■	■	■	■	■	■	■	■	0	/	18
200436903	■	■	■	■	■	■	■	■	■	■	■	■	■	■	■	■	■	■	0	/	18
200436904	■	■	■	■	■	■	■	■	■	■	■	■	■	■	■	■	■	■	0	/	18
200436905																					
200436906	■	■	■	■	■	↓	■	■	■	■	■	■	■	■	■	■	↑	■	2	/	18
200436907																					
200436908	■	■	■	■	■	↑	↑	■	■	■	■	■	■	■	■	■	■	↑	3	/	18
200436909	■	■	■	■	■	■	■	■	■	■	■	■	■	■	■	■	■	■	0	/	18
200436910	■	■	■	■	■	↓	■	■	■	■	■	■	■	■	■	■	■	■	1	/	18
200436911																					

■ In Comparison Range
↑/↓ Animal is above/below reference range
Blank rows indicate values that were missing

Chart F-2 (Page 7): Summary of Hematology Data for Viagen Clone Progeny and Comparators (July 2004)

200436912	■	■	■	■	■	■	■	■	■	■	■	■	■	■	■	■	■	■	0	/	18
200436913																					
200437401	■	■	■	■	↑	■	■	■	■	■	■	■	■	↑	■	■	■	■	2	/	18
200437402	■	■	■	■	■	■	■	■	■	■	■	■	■	■	■	■	■	■	0	/	18
200437403	■	■	■	■	■	■	■	■	■	■	■	■	■	■	■	■	■	■	0	/	18
200437404	■	■	■	■	■	■	■	■	■	■	■	■	■	■	■	■	↑	■	1	/	18
200437405	■	■	■	■	■	■	■	■	↓	■	■	■	■	■	■	■	■	■	1	/	18
200437406	■	■	■	■	■	■	■	■	■	■	■	■	■	■	■	■	■	■	0	/	18
200437407	■	■	■	■	■	■	■	■	■	■	■	■	■	■	■	■	■	■	0	/	18
200437408																					
200437409	■	■	■	■	■	■	■	■	■	■	■	↑	■	■	■	■	■	■	1	/	18
200437410	■	■	■	■	■	■	■	■	■	■	■	■	■	■	■	■	■	■	0	/	18
200437411																					
200437501	■	■	■	■	■	■	■	■	■	■	■	■	■	■	■	■	■	■	0	/	18
200437502	■	■	■	■	■	■	■	■	■	■	■	■	■	■	■	■	■	■	0	/	18
200437503																					
200437504	■	■	■	■	■	■	■	■	■	■	■	■	■	■	■	■	■	■	0	/	18
200437505	■	■	■	■	■	■	■	■	↓	■	■	■	■	■	■	■	■	■	1	/	18
200437506	■	■	■	■	■	↓	■	■	■	■	■	■	■	■	■	■	■	■	1	/	18
200437507	■	■	■	■	■	■	■	■	■	■	■	■	■	■	■	■	■	■	0	/	18
200437508																					
200437509	■	■	■	■	■	↓	■	■	■	■	■	↑	■	■	■	■	■	■	2	/	18
200437510	■	■	■	■	■	↓	■	■	■	■	■	■	■	■	■	■	■	■	1	/	18
200437801	■	■	■	■	■	■	■	■	■	■	■	■	■	■	■	■	■	■	0	/	18
200437802	■	■	■	■	■	↓	■	■	■	■	■	■	■	■	■	■	■	■	1	/	18
200437803	■	■	■	■	■	↓	■	■	■	■	■	■	■	■	■	■	■	■	1	/	18
200437804	■	■	■	■	■	■	■	■	■	■	■	■	■	■	■	■	■	■	0	/	18
200438101	■	■	■	■	■	■	■	■	↓	■	■	■	■	■	■	■	■	■	1	/	18
200438102	■	■	■	■	■	■	■	■	■	■	■	■	■	■	■	■	■	■	0	/	18
200438103	■	■	■	■	■	■	■	■	↓	■	↑	■	■	■	■	■	↑	↑	4	/	18
200438104																					
200438105	■	■	↑	■	■	↓	■	■	↓	■	■	■	■	■	■	■	■	■	3	/	18
200438106	■	■	■	■	■	↓	■	■	■	■	■	■	■	■	■	■	■	■	1	/	18
200438107	■	■	■	■	■	↓	■	■	■	■	■	■	■	■	■	■	■	■	1	/	18
200438601	■	■	■	■	■	↓	■	■	■	■	■	■	■	■	■	■	■	■	1	/	18
200438602	■	■	■	■	■	↓	■	■	■	■	■	■	■	■	■	■	■	■	1	/	18
200438603	■	■	■	■	■	■	■	■	■	■	■	■	■	■	■	■	■	■	0	/	18
200438604	■	■	■	↓	↓	■	■	■	■	■	■	■	↑	↓	↑	■	■	■	5	/	18
200438605	■	■	■	■	■	■	■	■	■	■	■	■	■	■	■	■	■	■	0	/	18
200438606	■	■	■	■	■	■	■	■	↓	■	■	■	■	■	■	■	■	■	1	/	18
200438607																					
200438608																					
200438609	■	■	■	■	■	■	■	■	■	■	■	■	■	■	■	■	■	■	0	/	18
200438610	■	■	■	■	■	↓	■	■	■	■	■	■	■	■	■	■	■	■	1	/	18

■ In Comparison Range
↑/↓ Animal is above/below reference range
Blank rows indicate values that were missing

Chart F-2 (Page 8): Summary of Hematology Data for Viagen Clone Progeny and Comparators (July 2004)

200438611	■	■	■	■	■	↓	■	■	■	■	■	■	■	■	■	■	■	■	1	/	18
200439501	■	■	■	■	■	■	■	■	■	■	■	■	■	■	■	■	■	■	0	/	18
200439502																					
200439503	■	■	■	■	■	■	■	■	■	■	■	■	■	■	■	■	■	■	0	/	18
200439504																					
200439505	■	■	■	■	■	↓	■	■	■	■	■	■	■	■	■	■	■	■	1	/	18
Summary	0 / 235	0 / 235	9 / 235	3 / 235	7 / 235	76 / 235	4 / 235	0 / 235	12 / 235	1 / 235	3 / 235	15 / 235	9 / 235	7 / 235	10 / 235	1 / 235	7 / 235	3 / 235			

■ In Comparison Range
↑/↓ Animal is above/below reference range
Blank rows indicate values that were missing

Chart F-3 (Page 1): Summary of Clinical Chemistry Data for Viagen Clone Progeny and Comparators (October 2004)

Animal_ID	A/G	Anion Gap	Globulin	Hemolysis	Icterus	Bilirubin-i	Lipemia	NaK	% Sat	Albumin-bulk	Alk Phos	ALT/P5P	Amylase	AST/P5P	hBA	Bicarbonate	Calcium	Chloride	Cholesterol	CK	Creatinine	Bilirubin-d	GGT	Glucose	Iron	Lipase	MG - XB	Phosphate	Potassium	SDH	Sodium	TIBC	∑ Bilirubin	Total Protein	Urea	Summary
200430601	↓	■	↑	■	■	■	■	■	■	■	↑	■	■	■	■	■	■	■	■	■	■	■	■	■	■	■	■	■	■	■	■	■	■	↑	■	4 / 35
200430602	■	■	■	■	■	■	■	■	■	■	■	■	■	↑	■	■	■	■	■	↑	■	■	■	■	■	■	■	■	■	■	■	■	■	■	■	2 / 35
200430603	■	■	■	■	■	■	■	■	■	■	■	■	■	■	■	■	■	■	■	■	■	■	■	■	■	■	■	■	■	■	■	■	■	■	■	0 / 35
200430604	■	■	■	■	■	↓	■	■	■	■	■	■	■	■	↑	■	■	■	■	↑	■	■	■	■	■	■	■	■	■	■	■	■	↓	■	■	4 / 35
200430605	■	■	■	■	■	■	■	■	■	■	■	■	■	■	■	■	■	■	■	■	■	■	■	■	■	■	■	■	■	■	■	■	■	■	■	0 / 35
200430606	■	■	■	■	■	■	■	■	■	■	■	■	■	■	■	■	■	■	■	■	■	■	■	■	■	↑	■	■	■	■	■	■	■	■	■	1 / 35
200430607	■	■	■	■	■	■	■	■	■	■	■	■	■	■	■	■	■	■	■	■	■	■	■	■	■	■	■	■	■	■	■	■	■	■	■	0 / 35
200430608	■	■	■	■	■	■	■	■	■	■	■	■	■	■	■	■	■	■	■	■	■	■	■	■	■	■	■	■	■	■	■	■	■	■	■	0 / 35
200430609	■	■	■	■	■	■	■	■	■	■	■	■	■	■	■	■	■	■	■	■	■	■	■	■	■	■	■	■	↑	■	■	■	■	■	■	1 / 35
200430610	■	■	■	■	■	■	■	■	■	■	■	■	■	■	■	■	■	■	■	■	■	■	■	■	■	■	■	■	■	■	■	■	■	■	■	0 / 35
200430611	■	■	■	■	■	■	■	■	■	■	↑	■	■	■	■	■	■	■	■	■	■	■	■	■	■	↑	■	■	■	■	■	■	■	■	■	2 / 35
200430701	■	■	■	■	■	■	■	■	■	■	■	■	■	■	■	■	■	■	■	■	■	■	■	■	■	↑	■	■	■	■	■	■	■	■	■	1 / 35
200430702	■	■	■	■	■	↓	■	■	■	■	■	■	■	■	■	■	■	■	■	■	■	■	■	■	■	■	■	■	■	■	■	■	↓	■	■	2 / 35
200430703	■	■	■	■	■	■	■	■	■	■	■	■	■	■	■	■	■	■	■	■	■	■	■	■	■	■	■	■	■	■	■	■	■	■	■	0 / 35
200430704	■	■	■	■	■	■	■	■	■	■	■	■	■	■	■	■	■	■	■	■	■	■	■	■	■	■	■	■	■	■	■	■	■	■	■	0 / 35
200430705	■	■	↑	■	■	■	■	■	■	■	■	■	■	■	■	■	■	■	↑	■	■	■	■	■	■	■	■	■	■	■	■	■	■	■	■	2 / 35
200430706	■	■	■	■	■	■	■	■	■	■	■	■	■	■	■	■	■	■	■	■	■	■	■	■	■	■	■	■	■	■	■	■	■	■	■	0 / 35
200430707	■	■	■	■	■	■	■	■	■	■	■	■	■	■	■	■	■	■	■	■	■	■	■	■	■	■	■	■	■	■	■	■	■	■	■	0 / 35
200430708	■	■	■	■	■	■	■	■	■	■	■	■	■	■	■	■	■	■	■	■	■	■	■	■	■	■	■	■	■	■	■	■	■	■	■	0 / 35
200430709	■	■	■	■	■	■	■	■	■	■	■	■	■	■	■	■	■	■	■	■	■	■	■	■	■	■	■	■	■	■	■	■	■	■	■	0 / 35
200430710	■	■	■	■	■	↓	■	■	■	■	■	■	■	■	■	■	■	■	■	■	■	■	■	■	■	■	■	■	■	■	■	■	↓	■	■	2 / 35
200430711	■	■	■	■	■	■	■	■	■	■	■	■	■	■	■	■	■	■	■	■	■	■	■	■	■	■	■	■	■	■	■	■	■	■	■	0 / 35
200430801	■	■	■	■	■	■	■	■	■	■	■	■	■	■	■	■	■	■	■	■	■	■	■	■	■	■	■	■	■	■	■	■	■	■	■	0 / 35
200430802	■	■	■	■	■	■	■	■	■	■	■	■	■	■	■	■	■	■	■	■	■	■	■	■	■	■	■	■	■	■	■	■	■	■	■	0 / 35
200430803	■	■	■	■	■	■	■	■	■	■	■	■	■	■	■	■	■	■	■	■	■	■	■	■	■	■	■	■	■	■	■	■	■	■	■	0 / 35
200430804	■	■	■	■	■	■	■	■	■	■	■	■	■	■	■	■	■	■	■	■	■	■	■	■	■	■	■	■	■	■	■	■	■	■	■	0 / 35
200430805	■	■	■	■	■	■	■	■	■	■	■	■	■	■	■	■	↓	■	■	■	■	■	■	■	■	■	■	■	■	■	■	■	■	■	■	1 / 35

■ In Comparison Range
↑/↓ Animal is above/below reference range
Blank rows indicate values that were missing

Chart F-3 (Page 2): Summary of Clinical Chemistry Data for Viagen Clone Progeny and Comparators (October 2004)

Animal_ID	A/G	Anion Gap	Globulin	Hemolysis	Icterus	Bilirubin-i	Lipemia	NaK	% Sat	Albumin-bulk	Alk Phos	ALT/P5P	Amylase	AST/P5P	hBA	Bicarbonate	Calcium	Chloride	Cholesterol	CK	Creatinine	Bilirubin-d	GGT	Glucose	Iron	Lipase	MG - XB	Phosphate	Potassium	SDH	Sodium	TIBC	∑ Bilirubin	Total Protein	Urea	Summary		
200430901																																						
200430902	■	■	■	■	■	↓	■	■	■	■	■	■	■	■	↑	■	■	■	■	■	■	■	■	■	■	■	■	■	■	■	■	■	↓	■	■	3	/	35
200430903	■	■	■	■	■	■	■	■	■	■	■	■	■	■	↑	■	■	■	■	■	■	■	■	■	■	↑	■	■	■	■	■	■	■	■	■	2	/	35
200430904																																						
200430905	■	■	■	■	■	■	■	■	■	■	■	■	■	■	■	■	■	■	■	■	■	■	■	■	■	■	■	■	■	■	■	■	■	■	↑	1	/	35
200430906	■	■	■	■	■	■	■	■	■	■	■	■	■	■	↑	■	■	■	■	■	■	■	■	■	■	■	■	■	■	■	■	■	■	■	■	1	/	35
200431001	■	■	↑	■	■	■	■	■	■	■	■	■	■	■	↑	■	■	■	■	■	■	■	■	■	■	↑	■	■	■	■	■	■	■	■	■	3	/	35
200431002	■	■	■	■	■	■	■	■	■	■	■	■	■	■	■	■	■	■	■	■	■	■	■	■	■	■	■	■	■	■	■	■	■	■	■	0	/	35
200431003	■	■	■	■	■	■	■	■	■	■	■	■	■	■	■	■	■	■	■	■	■	■	■	■	■	■	■	■	■	■	■	■	■	■	■	0	/	35
200431004	■	■	■	↑	■	■	■	■	■	■	■	■	■	■	■	■	↓	■	■	■	■	■	■	■	■	■	■	■	■	■	■	■	■	■	■	2	/	35
200431005	■	■	■	■	■	■	■	■	■	■	■	■	■	■	■	■	■	■	■	■	■	■	■	■	■	■	■	■	■	■	■	■	■	■	■	0	/	35
200431006	■	■	■	■	■	■	■	■	■	■	■	■	■	■	■	■	■	■	■	■	■	■	■	■	■	■	■	■	■	■	■	■	■	■	■	0	/	35
200431007	■	■	■	■	■	■	■	■	■	■	■	■	■	■	■	■	■	■	■	■	■	■	■	■	■	■	■	■	■	■	■	■	■	■	■	0	/	35
200431008	■	■	■	■	■	■	■	■	■	■	■	■	■	■	■	■	■	■	■	■	■	■	■	■	■	■	■	■	■	■	■	■	■	■	■	0	/	35
200431009	■	■	■	■	■	■	■	■	■	■	■	■	■	■	■	■	■	■	■	■	■	■	■	■	■	■	■	■	■	■	■	■	■	■	■	0	/	35
200431010	■	■	↑	■	■	■	■	■	■	■	■	■	■	■	■	■	■	■	■	■	■	■	■	■	■	■	■	■	■	■	■	■	■	■	■	1	/	35
200431011	■	■	■	■	■	■	■	■	■	■	■	■	■	■	■	■	■	■	■	■	■	■	■	■	■	■	■	■	■	■	■	■	■	■	■	0	/	35
200431012	■	■	■	■	■	■	■	■	■	■	■	■	■	■	■	■	↓	■	■	■	■	■	■	■	■	■	■	■	■	■	■	■	■	■	■	1	/	35
200431013																																						
200431401	■	■	■	■	■	■	■	■	■	■	■	↑	■	■	■	■	■	■	■	■	■	■	■	■	■	■	■	■	■	■	■	■	■	■	■	1	/	35
200431402	■	■	■	■	■	↑	■	■	■	■	■	■	■	■	■	■	■	■	■	■	■	■	■	↑	■	■	■	■	■	■	■	■	↑	■	■	3	/	35
200431403	■	■	■	■	■	■	■	■	■	■	■	■	■	■	■	■	■	■	■	↑	■	■	■	■	■	■	■	■	■	■	■	■	■	■	■	1	/	35
200431404	■	■	■	■	■	↓	■	■	■	■	■	■	■	■	■	■	■	■	■	■	■	■	■	■	■	■	■	■	■	■	■	■	↓	■	■	2	/	35
200431405	■	■	■	■	■	■	■	■	■	■	■	■	■	■	↑	■	■	■	■	■	■	■	■	■	■	↑	■	■	■	■	■	■	■	■	■	2	/	35
200431406	■	■	■	■	■	■	■	■	↑	■	■	■	■	■	■	■	■	■	■	■	■	■	■	■	■	■	■	■	■	■	■	■	■	■	■	1	/	35
200431407	■	■	■	■	■	■	■	■	■	■	■	■	■	■	■	■	■	■	■	■	■	■	■	■	■	■	■	■	■	■	■	■	■	■	■	0	/	35
200431408	■	■	■	■	■	■	■	■	↑	■	■	■	■	■	↑	■	■	■	■	■	■	■	■	■	↑	■	■	■	■	■	■	■	■	■	■	3	/	35

■ In Comparison Range
↑/↓ Animal is above/below reference range
Blank rows indicate values that were missing

Chart F-3 (Page 3): Summary of Clinical Chemistry Data for Viagen Clone Progeny and Comparators (October 2004)

Animal_ID	A/G	Anion Gap	Globulin	Hemolysis	Icterus	Bilirubin-i	Lipemia	NaK	% Sat	Albumin-bulk	Alk Phos	ALT/P5P	Amylase	AST/P5P	hBA	Bicarbonate	Calcium	Chloride	Cholesterol	CK	Creatinine	Bilirubin-d	GGT	Glucose	Iron	Lipase	MG - XB	Phosphate	Potassium	SDH	Sodium	TIBC	∑ Bilirubin	Total Protein	Urea	Summary
200431409	■	■	■	■	■	↓	■	■	■	■	↑	■	■	■	■	■	■	■	■	■	■	■	■	■	■	■	■	■	■	■	■	■	↓	■	■	3 / 35
200431410	■	■	■	■	■	■	■	■	■	■	■	■	■	■	↑	■	■	■	■	↑	■	■	■	■	■	■	■	■	■	■	■	■	■	■	■	2 / 35
200431411	■	■	■	■	■	↓	■	■	■	■	■	■	■	■	■	■	■	■	■	■	■	■	■	■	■	■	■	■	■	■	■	■	↓	■	■	2 / 35
200431501	■	■	■	↑	■	↑	■	■	■	■	■	■	■	■	■	■	■	■	■	↑	■	■	■	■	■	■	■	■	■	■	■	■	↑	■	■	4 / 35
200431502	■	■	■	■	■	■	■	■	■	■	■	■	■	■	■	■	■	■	■	↑	■	■	■	■	■	■	■	■	■	■	■	■	■	■	■	1 / 35
200431503	■	■	■	■	■	■	■	■	■	■	■	■	■	■	■	■	■	■	■	■	■	■	■	■	■	■	■	■	■	■	■	■	■	■	■	0 / 35
200431504	■	■	■	■	■	↓	■	■	■	■	■	■	■	■	■	■	■	■	■	■	■	■	■	■	■	■	■	■	■	■	■	■	↓	■	■	2 / 35
200431505	■	■	■	■	■	↓	■	■	■	■	■	■	■	↑	■	■	■	■	■	■	■	■	■	■	■	■	■	■	■	↑	■	■	↓	■	■	4 / 35
200431506	■	■	■	■	■	↓	■	■	■	■	■	■	■	■	■	■	■	■	■	■	■	■	■	■	■	■	■	■	■	■	■	■	↓	■	■	2 / 35
200431601	■	■	■	■	■	■	■	■	■	■	■	■	■	■	■	■	■	■	■	■	■	■	■	■	■	■	■	■	■	■	■	■	■	■	■	0 / 35
200431602	■	■	■	■	■	■	■	■	■	■	■	■	■	■	■	■	■	■	■	■	■	■	■	■	■	■	■	■	■	■	■	■	■	■	■	0 / 35
200431603	■	■	■	■	■	■	■	■	■	■	■	■	■	■	■	■	■	■	■	■	■	■	■	■	■	■	■	■	■	■	■	■	■	■	■	0 / 35
200431604	■	■	■	■	■	■	■	■	■	■	■	■	■	■	■	■	■	■	■	■	■	■	■	■	■	■	■	■	■	■	■	■	■	■	■	0 / 35
200431605	■	■	■	■	■	■	■	■	■	■	■	■	■	■	■	■	■	■	■	■	■	■	■	■	■	■	■	■	■	■	■	■	■	■	■	0 / 35
200431606	■	■	■	■	■	■	■	■	■	■	■	■	■	■	■	■	■	■	■	■	■	■	■	■	■	■	■	■	■	■	■	■	■	■	■	0 / 35
200431607	■	■	■	■	■	■	■	■	■	■	■	■	■	■	■	■	■	■	■	■	■	■	■	■	■	■	■	■	■	■	■	■	■	■	■	0 / 35
200431608	■	■	■	■	■	■	■	■	■	■	■	■	■	■	■	■	■	■	■	■	■	■	■	■	■	■	■	■	■	■	■	■	■	■	■	0 / 35
200431609																																				
200431610	■	■	■	■	■	↓	■	■	■	■	■	■	■	■	■	■	■	■	■	■	■	■	■	■	■	■	■	■	■	■	■	■	↓	■	■	2 / 35
200431701	■	■	↑	■	■	■	■	■	■	■	■	■	■	■	■	■	■	■	■	■	■	■	■	■	■	■	■	■	■	■	■	■	■	■	■	1 / 35
200431702	■	■	■	■	■	■	■	■	■	■	■	■	■	■	■	■	■	■	■	■	■	■	■	■	■	■	■	■	■	■	■	■	■	■	■	0 / 35
200431703	■	■	■	■	■	■	■	■	■	■	■	■	■	■	■	■	■	■	■	■	■	■	■	■	■	■	■	■	■	■	■	■	■	■	■	0 / 35
200431704	■	■	■	■	■	■	■	■	■	■	■	■	■	↑	■	■	■	■	■	↑	■	■	■	■	■	■	■	■	■	■	■	■	■	■	■	2 / 35
200431705																																				
200431706	■	■	■	■	■	■	■	■	■	■	■	■	■	■	■	■	■	■	■	■	■	■	■	■	■	■	■	■	■	■	■	■	■	■	■	0 / 35
200431707																																				
200431708	■	■	↑	■	■	■	■	■	■	■	■	■	■	■	■	■	■	■	■	■	■	■	■	■	■	■	■	■	■	■	■	■	■	↑	■	2 / 35

■ In Comparison Range
↑/↓ Animal is above/below reference range
Blank rows indicate values that were missing

Chart F-3 (Page 4): Summary of Clinical Chemistry Data for Viagen Clone Progeny and Comparators (October 2004)

Animal_ID	A/G	Anion Gap	Globulin	Hemolysis	Icterus	Bilirubin-i	Lipemia	NaK	% Sat	Albumin-bulk	Alk Phos	ALT/P5P	Amylase	AST/P5P	hBA	Bicarbonate	Calcium	Chloride	Cholesterol	CK	Creatinine	Bilirubin-d	GGT	Glucose	Iron	Lipase	MG - XB	Phosphate	Potassium	SDH	Sodium	TIBC	∑ Bilirubin	Total Protein	Urea	Summary
200432001	■	■	■	■	■	■	■	■	■	■	■	■	■	■	■	■	■	■	■	■	■	■	■	■	■	■	■	■	■	■	■	■	■	■	■	0 / 35
200432002	■	■	■	↑	■	■	■	■	↑	■	■	■	■	■	■	■	■	■	■	■	↓	■	■	■	■	■	■	■	■	■	■	■	■	■	■	3 / 35
200432003	■	■	■	■	■	■	■	■	■	■	■	■	■	■	■	■	■	■	■	■	■	■	■	■	■	■	■	■	■	■	■	■	■	■	■	0 / 35
200432004	■	■	■	■	■	■	■	■	■	■	■	■	■	■	■	■	■	■	■	■	■	■	■	■	■	■	■	■	■	■	■	■	■	■	■	0 / 35
200432005	■	■	■	■	■	■	■	■	■	■	■	■	■	■	■	■	■	■	■	■	■	■	■	■	■	■	■	■	■	■	■	■	■	■	■	0 / 35
200432006	■	■	■	■	■	↓	■	■	■	■	■	■	■	■	■	■	■	■	■	■	■	■	■	■	■	■	■	■	■	■	■	■	↓	■	■	2 / 35
200432007	■	■	■	■	■	■	■	■	■	■	■	■	■	■	■	■	■	■	■	■	■	■	■	↑	■	■	■	■	■	■	■	■	■	■	■	1 / 35
200432008	■	■	■	■	■	■	■	■	■	■	■	■	■	■	■	■	■	■	■	■	■	■	■	■	■	■	■	■	■	■	■	■	■	■	■	0 / 35
200432101	■	■	■	■	■	■	■	■	■	■	■	■	■	■	↑	■	■	■	■	■	■	■	■	■	■	■	■	■	■	■	■	■	■	■	■	1 / 35
200432102	■	■	■	■	■	■	■	■	■	■	■	■	■	■	■	■	■	■	■	■	■	■	■	■	■	■	■	■	■	■	■	■	■	■	■	0 / 35
200432103	■	■	■	■	■	■	■	■	■	■	■	■	■	■	■	■	■	■	■	■	■	■	■	■	■	■	■	■	■	■	■	■	■	■	■	0 / 35
200432104	■	■	■	■	■	■	■	■	■	■	■	■	■	↑	↑	■	■	■	■	↑	■	■	■	■	■	■	■	■	■	■	■	■	■	■	■	3 / 35
200432105	■	■	■	■	■	■	■	■	■	■	■	■	■	■	■	■	↓	■	■	■	■	■	■	■	■	■	■	■	■	■	■	■	■	■	■	1 / 35
200432106	■	■	■	■	■	■	■	■	■	■	■	■	■	■	■	■	■	■	■	■	■	■	■	■	■	■	■	■	■	■	■	■	■	■	■	0 / 35
200432107																																				
200432108	■	■	■	■	■	↓	■	■	■	■	■	■	■	■	■	■	↓	■	■	■	■	■	■	■	■	■	■	■	■	■	■	■	↓	■	■	3 / 35
200432109	■	■	■	■	■	■	■	■	■	■	■	■	■	■	■	■	■	■	■	■	■	■	■	■	■	■	■	■	■	■	■	■	■	■	■	0 / 35
200432301	■	■	■	■	■	■	■	■	■	■	■	■	■	■	■	■	■	■	■	■	■	■	■	■	■	■	■	■	■	■	■	■	■	■	■	0 / 35
200432302	■	■	■	■	■	■	■	■	■	■	■	■	■	■	■	■	■	■	■	■	■	■	■	■	■	■	■	■	■	■	■	■	■	■	■	0 / 35
200432303	■	■	■	■	■	■	■	■	■	■	■	■	■	■	↑	■	■	■	■	■	■	■	■	■	■	■	■	■	■	■	■	■	■	■	■	1 / 35
200432304	■	■	■	■	■	■	■	■	■	■	■	■	■	■	■	■	■	■	■	■	■	■	■	■	■	■	■	■	■	■	■	■	■	■	■	0 / 35
200432305	■	■	■	■	■	■	■	■	■	■	■	■	■	■	■	■	■	■	■	■	■	■	■	■	■	■	■	■	■	■	■	■	■	■	■	0 / 35
200432306	■	■	■	■	■	■	■	■	■	■	↑	■	■	■	■	■	■	■	■	■	■	■	■	■	■	■	■	■	■	■	■	■	■	■	■	1 / 35
200432307	■	■	■	■	■	■	■	■	■	■	■	■	■	■	■	■	■	■	↑	■	■	■	■	■	■	■	■	■	■	■	■	■	■	■	■	1 / 35
200432308	■	■	■	■	■	■	■	■	■	■	■	■	■	■	■	■	■	■	■	■	■	■	■	■	■	■	■	■	■	■	■	■	■	■	■	0 / 35
200432309	■	■	■	■	■	↓	■	■	■	■	■	■	■	■	■	■	■	■	■	■	■	■	■	■	■	■	■	■	■	■	■	■	↓	■	■	2 / 35
200432310	■	■	■	■	■	■	↑	■	■	■	■	■	■	■	■	■	■	■	■	■	■	■	■	■	■	■	■	■	■	■	■	■	■	■	■	1 / 35

■ In Comparison Range
↑/↓ Animal is above/below reference range
Blank rows indicate values that were missing

Chart F-3 (Page 5): Summary of Clinical Chemistry Data for Viagen Clone Progeny and Comparators (October 2004)

Animal_ID	A/G	Anion Gap	Globulin	Hemolysis	Icterus	Bilirubin-i	Lipemia	NaK	% Sat	Albumin-bulk	Alk Phos	ALT/P5P	Amylase	AST/P5P	hBA	Bicarbonate	Calcium	Chloride	Cholesterol	CK	Creatinine	Bilirubin-d	GGT	Glucose	Iron	Lipase	MG - XB	Phosphate	Potassium	SDH	Sodium	TIBC	∑ Bilirubin	Total Protein	Urea	Summary
200432311	■	■	■	■	■	↓	■	↑	■	■	■	■	■	■	■	■	■	■	■	■	■	■	■	■	■	■	■	■	■	■	■	■	↓	■	■	3 / 35
200432312	■	■	■	■	■	↓	■	■	■	■	■	■	■	■	■	■	■	■	■	■	■	■	■	■	■	■	■	■	■	■	■	■	↓	■	■	2 / 35
200432401	■	■	■	■	■	■	■	■	■	■	■	■	■	■	■	■	■	■	■	■	■	■	■	■	■	■	■	■	■	■	■	■	■	■	■	0 / 35
200432402	■	■	■	■	■	■	■	■	■	■	■	■	■	■	■	■	↓	■	■	■	■	■	■	■	■	■	■	■	■	■	■	■	■	■	■	1 / 35
200432403	■	■	■	■	■	■	■	■	■	■	■	■	■	■	■	■	■	■	■	■	■	■	■	■	■	■	■	■	■	■	■	■	■	■	■	0 / 35
200432404	■	■	■	■	■	■	■	■	■	■	■	■	■	■	■	■	■	■	■	■	■	■	■	■	■	■	■	■	■	■	■	■	■	■	■	0 / 35
200432405	■	■	■	■	■	■	■	■	■	■	■	■	■	■	■	■	■	■	■	■	■	■	■	■	■	■	■	■	■	■	■	■	■	■	■	0 / 35
200432406	■	■	■	■	■	↓	↑	■	■	■	■	■	■	■	■	■	■	■	■	■	■	■	■	■	■	■	■	■	■	■	■	■	↓	■	■	3 / 35
200432407	■	■	■	■	■	■	■	■	■	■	■	■	■	■	■	■	■	■	■	■	■	■	■	■	■	■	■	■	■	■	■	■	■	■	■	0 / 35
200432408																																				
200432501	■	■	■	■	■	■	■	■	■	■	■	■	■	■	■	■	■	■	■	■	■	■	■	■	■	■	■	■	■	■	■	■	■	■	■	0 / 35
200432502	■	■	■	■	■	■	■	■	■	■	■	■	■	■	■	■	■	■	■	■	■	■	■	■	■	■	■	■	■	■	■	■	■	■	■	0 / 35
200432503	■	■	■	■	■	■	■	■	■	■	■	■	■	■	■	■	■	■	■	■	■	■	■	■	■	■	■	■	■	■	■	■	■	■	■	0 / 35
200432504	■	■	■	■	■	■	■	■	■	■	■	■	■	■	■	■	■	■	■	■	■	■	■	■	■	■	■	■	■	■	■	■	■	■	■	0 / 35
200432505																																				
200432506	■	■	■	■	■	■	■	■	■	■	■	■	■	■	■	■	■	■	■	↑	■	■	■	■	■	■	■	■	■	■	■	■	■	■	■	1 / 35
200432507	■	■	■	■	■	↓	■	■	■	■	■	■	■	■	■	■	■	■	■	■	■	■	■	■	■	■	■	■	■	■	■	■	↓	■	■	2 / 35
200432508																																				
200432701	■	■	■	■	■	■	■	↑	■	■	■	■	■	■	■	■	■	■	■	■	■	■	■	■	■	■	■	■	■	■	■	■	■	■	■	1 / 35
200432702	■	■	■	■	■	■	■	■	■	■	■	■	■	■	■	■	■	■	■	■	■	■	■	■	■	■	■	■	■	■	■	■	■	■	■	0 / 35
200432703	■	■	■	■	■	■	↑	■	■	■	■	■	■	■	■	■	■	■	■	■	■	■	■	■	■	■	■	■	■	■	■	■	■	■	■	1 / 35
200432704	■	■	■	■	■	■	■	■	↑	■	■	■	■	■	■	■	■	■	■	■	■	■	■	■	■	■	■	■	■	■	■	■	■	■	■	1 / 35
200432705	■	■	■	■	■	■	■	■	■	■	■	■	■	■	■	■	■	■	■	■	■	■	■	■	■	■	■	■	■	■	■	■	■	■	■	0 / 35
200432706	■	■	■	■	■	■	■	■	■	■	■	■	■	■	■	■	■	■	■	■	■	■	■	■	■	■	■	■	■	■	■	■	■	■	■	0 / 35
200433001	■	■	■	■	■	↓	■	■	■	■	■	■	■	■	■	■	■	■	■	■	■	■	■	■	■	■	■	■	■	■	■	■	↓	■	■	2 / 35
200433002	■	■	■	■	■	■	■	■	■	■	■	■	■	■	■	■	■	■	■	■	■	■	■	■	■	■	■	■	■	■	■	■	■	■	■	0 / 35
200433003	■	■	■	■	■	■	■	■	■	■	■	■	■	↑	■	■	■	■	■	↑	■	■	■	■	■	■	■	■	■	■	■	■	■	■	■	2 / 35

■ In Comparison Range
↑/↓ Animal is above/below reference range
Blank rows indicate values that were missing

Chart F-3 (Page 6): Summary of Clinical Chemistry Data for Viagen Clone Progeny and Comparators (October 2004)

Animal_ID	A/G	Anion Gap	Globulin	Hemolysis	Icterus	Bilirubin-i	Lipemia	NaK	% Sat	Albumin-bulk	Alk Phos	ALT/P5P	Amylase	AST/P5P	hBA	Bicarbonate	Calcium	Chloride	Cholesterol	CK	Creatinine	Bilirubin-d	GGT	Glucose	Iron	Lipase	MG - XB	Phosphate	Potassium	SDH	Sodium	TIBC	∑ Bilirubin	Total Protein	Urea	Summary
200433004	■	■	■	■	■	↓	■	■	■	■	■	■	■	■	■	■	■	■	■	■	■	■	■	■	■	■	■	■	■	■	■	■	↓	■	■	2 / 35
200433005	■	■	■	■	■	■	↑	■	■	■	■	■	■	■	■	■	■	■	■	■	■	■	■	■	■	■	■	■	■	■	■	■	■	■	■	1 / 35
200433006	■	■	■	■	■	■	■	■	■	■	■	■	■	■	■	■	■	■	■	■	■	■	■	■	■	■	■	■	■	■	■	■	■	■	■	0 / 35
200433007	■	■	■	■	■	■	■	■	■	■	■	■	■	■	■	■	↑	■	■	■	■	■	■	■	■	■	■	■	■	■	■	■	■	■	■	1 / 35
200433008	■	■	■	↑	■	■	■	■	■	■	■	■	■	■	■	■	■	■	■	↑	■	■	■	■	■	■	■	■	■	■	■	■	■	■	■	2 / 35
200433009																																				
200433010	■	■	■	■	■	↓	■	■	■	■	■	■	■	■	■	■	■	■	■	■	■	■	■	■	■	■	■	■	■	■	■	■	↓	■	■	2 / 35
200433011	■	■	■	■	■	■	■	■	■	■	■	■	■	■	■	■	■	■	■	■	■	■	■	■	■	■	■	■	■	■	■	■	■	■	■	0 / 35
200433201	■	■	■	■	■	■	■	■	■	■	■	■	■	■	■	■	■	■	■	■	■	■	■	■	■	■	■	■	■	■	■	■	■	■	■	0 / 35
200433202	■	■	■	■	■	■	■	■	■	■	■	■	■	■	■	■	■	■	■	■	■	■	■	■	■	■	■	■	■	■	■	■	■	■	■	0 / 35
200433203	■	■	■	■	■	■	■	■	■	■	■	■	■	■	■	■	■	■	■	■	■	■	■	■	■	■	■	■	■	■	■	■	■	■	■	0 / 35
200433204	■	■	■	■	■	■	■	■	■	■	■	■	■	■	■	■	■	■	■	■	■	■	■	■	■	■	■	■	■	■	■	■	■	■	■	0 / 35
200433205	■	■	■	■	■	↓	■	■	■	■	■	■	■	■	■	■	■	■	■	■	■	■	■	■	■	■	■	■	■	■	■	■	↓	■	■	2 / 35
200433206	■	■	■	■	■	↓	■	■	■	■	■	■	■	■	■	■	■	■	■	■	■	■	■	■	■	■	■	■	■	■	■	■	↓	■	■	2 / 35
200433207	■	■	■	■	■	↓	■	■	■	■	■	■	■	■	■	■	■	■	■	■	■	■	■	■	■	■	■	■	■	■	■	■	↓	■	■	2 / 35
200433208	■	■	■	■	■	↓	■	■	■	■	■	■	■	■	■	■	■	■	■	■	■	■	■	■	■	■	■	■	■	■	■	■	↓	■	■	2 / 35
200433601	■	■	■	■	■	■	■	■	■	■	■	■	■	■	■	■	■	■	■	■	■	■	■	■	■	■	■	■	■	■	■	■	■	■	■	0 / 35
200433602	■	■	■	■	■	■	■	■	■	■	■	■	■	■	■	■	■	■	■	■	■	■	■	■	■	■	■	■	■	■	■	■	■	■	■	0 / 35
200433603	■	■	■	■	■	■	■	■	■	■	■	■	■	■	■	■	■	■	■	■	■	■	■	■	■	■	■	■	■	■	■	■	■	■	■	0 / 35
200433604	■	■	■	■	■	■	■	■	■	■	■	■	■	■	■	■	■	■	■	■	■	■	■	■	■	■	■	■	■	■	■	■	■	■	■	0 / 35
200433605	■	■	■	■	■	■	■	■	■	■	■	■	■	■	■	■	■	■	■	■	■	■	■	■	■	■	■	■	■	■	■	■	■	■	■	0 / 35
200433701	■	■	■	↑	■	■	■	■	■	■	■	■	■	■	■	■	■	■	■	■	↓	■	■	■	■	■	■	■	■	■	■	■	■	■	■	2 / 35
200433702	■	■	■	■	■	■	■	■	■	■	■	■	■	■	■	■	■	■	■	■	■	■	■	■	■	■	■	■	■	■	■	■	■	■	■	0 / 35
200433703	↑	■	■	■	■	■	■	■	■	■	■	■	■	■	■	■	■	■	■	■	■	■	■	■	■	■	■	■	■	■	■	■	■	■	■	1 / 35
200433704																																				
200433705	■	■	■	■	■	■	■	■	■	■	■	■	■	■	■	■	■	■	■	■	■	■	■	■	■	■	■	■	■	■	■	■	■	■	■	0 / 35
200433706	■	■	■	■	■	■	■	■	■	■	■	■	■	■	■	■	■	■	■	■	■	■	■	■	■	■	■	■	■	■	■	■	■	■	■	0 / 35

■ In Comparison Range
↑/↓ Animal is above/below reference range
Blank rows indicate values that were missing

Chart F-3 (Page 7): Summary of Clinical Chemistry Data for Viagen Clone Progeny and Comparators (October 2004)

Animal_ID	A/G	Anion Gap	Globulin	Hemolysis	Icterus	Bilirubin-i	Lipemia	NaK	% Sat	Albumin-bulk	Alk Phos	ALT/P5P	Amylase	AST/P5P	hBA	Bicarbonate	Calcium	Chloride	Cholesterol	CK	Creatinine	Bilirubin-d	GGT	Glucose	Iron	Lipase	MG - XB	Phosphate	Potassium	SDH	Sodium	TIBC	∑ Bilirubin	Total Protein	Urea	Summary
200433707	■	■	■	■	■	■	■	■	■	■	■	■	■	■	■	■	■	■	■	■	■	■	■	■	■	■	■	■	■	■	■	■	■	■	■	0 / 35
200433708	↓	■	↑	■	■	■	■	■	■	↓	■	■	■	■	■	■	■	■	■	■	■	■	■	■	■	■	■	■	■	■	■	■	■	■	■	3 / 35
200433709	■	■	■	■	■	■	■	■	■	■	■	■	■	■	■	■	■	■	■	■	■	■	■	■	■	■	■	■	■	■	■	■	■	■	■	0 / 35
200433710	■	■	■	■	■	■	■	■	■	■	■	↑	■	■	■	■	■	■	■	■	■	■	■	■	■	■	■	■	■	■	■	■	■	■	■	1 / 35
200433711	■	■	■	■	■	■	■	■	■	■	■	↑	■	■	■	■	■	↑	■	■	■	■	■	■	■	■	■	■	■	■	■	■	■	■	■	2 / 35
200433712	■	■	■	■	■	■	■	■	■	■	■	■	■	■	■	■	■	■	■	■	■	■	■	■	■	■	■	■	■	■	■	■	■	■	■	0 / 35
200433801	■	■	■	■	■	■	■	■	■	■	■	■	■	■	■	■	■	■	■	■	■	■	■	■	■	■	■	■	■	■	■	■	■	■	■	0 / 35
200433802	■	■	■	■	■	↑	■	■	■	■	■	■	■	■	■	■	■	■	■	■	■	■	■	■	■	■	■	■	■	■	■	■	↑	■	■	2 / 35
200433803	■	■	■	■	■	■	■	■	■	■	■	■	■	■	↑	■	■	■	■	■	■	■	■	■	■	■	■	■	■	■	■	■	■	■	■	1 / 35
200433804	■	■	■	■	■	↑	■	■	■	■	■	■	■	■	■	■	■	■	■	■	■	■	■	■	■	■	■	■	■	■	■	■	↑	■	■	2 / 35
200433805																																				
200433806	■	■	■	■	■	■	■	■	■	■	■	■	■	■	↑	■	■	↓	■	■	■	■	■	■	■	■	■	■	■	■	↓	■	■	■	↑	4 / 35
200433807	■	■	■	■	■	↓	■	■	■	■	■	↑	■	■	↑	■	■	■	■	■	■	■	■	■	■	■	■	■	■	■	■	■	↓	■	■	4 / 35
200433808	■	■	■	■	■	↓	■	■	■	■	■	■	■	■	■	■	■	■	■	■	■	■	■	■	■	■	■	■	■	■	■	■	↓	■	■	2 / 35
200433809	■	■	■	■	■	↓	■	■	■	■	■	■	■	■	■	■	■	■	■	■	■	■	■	■	■	■	■	■	■	■	■	■	↓	■	■	2 / 35
200434101	■	■	■	■	■	■	■	■	■	■	■	■	■	■	■	■	■	■	■	■	■	■	■	■	■	↑	■	■	■	■	■	■	■	■	■	1 / 35
200434102	■	■	■	■	■	■	■	■	■	■	■	■	■	■	■	■	■	■	■	■	■	■	■	■	■	■	■	■	■	■	■	■	■	■	■	0 / 35
200434103																																				
200434104	■	■	■	■	■	■	■	■	■	■	■	■	■	■	■	■	■	■	■	■	■	■	■	■	■	■	■	■	■	■	■	■	■	■	■	0 / 35
200434105	■	■	■	■	■	■	■	■	■	■	■	■	■	■	■	■	■	■	■	■	■	■	■	■	■	■	■	■	■	■	■	■	■	■	■	0 / 35
200434106																																				
200434107	■	■	■	■	■	■	■	■	■	■	■	■	■	■	■	■	■	■	■	■	■	■	■	■	■	■	■	■	■	■	■	■	■	■	■	0 / 35
200434108																																				
200434109	■	■	■	■	■	■	■	■	■	■	■	■	■	■	■	■	■	■	■	↑	■	■	■	■	■	■	■	■	■	■	■	■	■	■	■	1 / 35
200434110																																				
200434111	■	■	■	■	■	■	■	■	■	■	■	■	■	■	■	■	■	■	■	■	■	■	■	■	■	■	■	■	■	■	■	■	■	■	■	0 / 35
200434112																																				

■ In Comparison Range
↑/↓ Animal is above/below reference range
Blank rows indicate values that were missing

Chart F-3 (Page 8): Summary of Clinical Chemistry Data for Viagen Clone Progeny and Comparators (October 2004)

Animal_ID	A/G	Anion Gap	Globulin	Hemolysis	Icterus	Bilirubin-i	Lipemia	NaK	% Sat	Albumin-bulk	Alk Phos	ALT/P5P	Amylase	AST/P5P	hBA	Bicarbonate	Calcium	Chloride	Cholesterol	CK	Creatinine	Bilirubin-d	GGT	Glucose	Iron	Lipase	MG - XB	Phosphate	Potassium	SDH	Sodium	TIBC	∑ Bilirubin	Total Protein	Urea	Summary		
200434113	■	■	■	■	■	■	↑	■	■	■	■	■	■	■	■	■	■	■	■	■	■	■	■	■	■	■	■	■	■	■	■	■	■	■	■	1	/	35
200434114																																						
200434115																																						
200434401	■	■	■	↑	■	↑	■	■	↑	■	■	■	■	■	■	■	■	■	■	■	■	■	■	■	■	■	■	■	■	■	■	■	↑	■	■	4	/	35
200434402	■	■	■	■	■	■	■	■	■	■	■	■	■	■	■	■	■	■	■	■	■	■	■	■	■	■	■	■	■	■	■	■	■	■	■	0	/	35
200434403	■	■	■	■	■	■	■	■	■	■	■	■	■	■	■	■	■	■	■	↑	■	■	■	■	■	■	■	■	■	■	■	■	■	■	■	1	/	35
200434501	■	■	■	■	■	■	■	■	■	■	■	■	■	■	■	■	■	■	■	↑	■	■	■	■	■	■	■	■	■	■	■	■	■	■	■	1	/	35
200434502	■	■	■	■	■	■	■	■	■	■	■	■	■	■	■	■	■	■	■	■	■	■	■	■	■	■	■	■	■	■	■	■	■	■	■	0	/	35
200434503	■	■	■	■	■	■	■	■	■	■	■	■	■	■	■	■	■	■	■	■	■	■	■	■	■	■	■	■	■	■	■	■	■	■	■	0	/	35
200434504	↑	■	↓	■	■	■	■	■	■	↑	■	■	■	■	■	■	■	■	■	■	■	■	■	■	■	■	■	■	■	■	■	■	■	■	■	3	/	35
200434505																																						
200434506																																						
200434507	■	■	■	■	■	■	■	■	■	■	■	■	■	■	■	■	■	■	■	■	■	■	■	■	■	■	■	■	■	■	■	■	■	■	■	0	/	35
200434508																																						
200434509	■	■	■	■	■	■	■	■	■	■	■	■	■	■	■	■	■	■	■	■	■	■	■	■	■	■	■	■	■	■	■	■	■	■	■	0	/	35
200434510																																						
200434511	■	■	■	■	■	■	■	■	■	■	■	■	■	■	■	■	■	■	■	■	■	■	■	■	■	■	■	■	■	■	■	■	■	■	■	0	/	35
200434512	■	■	■	■	■	■	■	■	■	■	■	↑	■	↑	■	■	■	■	■	↑	■	■	■	■	■	■	■	■	■	■	■	■	■	■	■	3	/	35
200434601	■	■	■	■	■	■	■	■	■	■	■	■	■	■	■	■	■	■	■	■	■	■	■	■	■	■	■	■	■	■	■	■	■	■	■	0	/	35
200434602	■	■	■	■	■	■	■	■	■	■	■	■	■	■	■	■	■	■	■	■	■	■	■	■	■	■	■	■	■	■	■	■	■	■	■	0	/	35
200434603	■	■	■	↑	■	↑	■	■	■	■	↑	■	■	■	■	■	■	■	■	↑	■	■	■	■	■	■	■	■	■	■	■	■	↑	■	■	5	/	35
200434604	■	■	■	■	■	■	■	■	■	■	■	■	■	■	■	■	■	■	■	■	■	■	■	■	■	■	■	■	■	■	■	■	■	■	■	0	/	35
200434605	■	■	■	■	■	■	■	■	■	■	■	■	■	■	■	■	■	■	■	■	■	■	■	■	■	■	■	■	■	■	■	■	■	■	■	0	/	35
200434606	■	■	■	■	■	■	■	■	■	■	■	■	■	■	■	■	■	■	■	■	■	■	■	■	■	■	■	■	■	■	■	■	■	■	■	0	/	35
200434607	■	■	■	■	■	■	■	■	■	■	■	■	■	■	■	■	■	■	■	↑	■	■	■	■	■	■	■	■	■	■	■	■	■	■	■	1	/	35
200434608	■	■	■	■	■	■	■	■	■	■	■	■	■	■	■	■	■	■	■	■	■	■	■	■	■	■	■	■	■	■	■	■	■	■	■	0	/	35
200435801	■	■	■	■	■	■	■	■	■	■	■	■	■	■	■	■	■	■	■	■	■	■	■	■	■	■	■	■	■	■	■	■	■	■	■	0	/	35

■ In Comparison Range
↑/↓ Animal is above/below reference range
Blank rows indicate values that were missing

Chart F-3 (Page 9): Summary of Clinical Chemistry Data for Viagen Clone Progeny and Comparators (October 2004)

Animal_ID	A/G	Anion Gap	Globulin	Hemolysis	Icterus	Bilirubin-i	Lipemia	NaK	% Sat	Albumin-bulk	Alk Phos	ALT/P5P	Amylase	AST/P5P	hBA	Bicarbonate	Calcium	Chloride	Cholesterol	CK	Creatinine	Bilirubin-d	GGT	Glucose	Iron	Lipase	MG - XB	Phosphate	Potassium	SDH	Sodium	TIBC	∑ Bilirubin	Total Protein	Urea	Summary
200435802	■	↑	■	■	■	■	■	■	■	■	■	■	■	■	■	■	■	■	■	■	■	■	■	■	■	■	■	■	■	■	■	■	■	■	■	1 / 35
200435803	■	■	■	■	■	■	■	■	■	■	■	■	■	■	■	■	■	■	■	■	■	■	■	■	■	■	■	■	■	■	■	■	■	■	■	0 / 35
200436001	■	■	■	■	■	■	■	■	■	■	■	■	■	■	■	■	■	■	■	■	■	■	■	■	■	■	■	■	■	■	■	■	■	■	■	0 / 35
200436002	■	■	■	■	■	■	■	■	■	■	■	■	■	■	■	■	■	■	■	■	■	■	■	■	■	■	■	■	■	■	■	■	■	■	■	0 / 35
200436003	■	■	■	↑	■	■	■	■	■	■	■	■	■	■	■	■	■	■	■	■	↓	■	↑	■	■	■	■	■	■	■	■	■	■	■	■	3 / 35
200436004	■	■	■	■	■	■	■	■	■	■	■	■	■	■	■	■	■	■	■	■	■	■	■	■	■	■	■	■	■	■	■	■	■	■	■	0 / 35
200436005	■	■	■	■	■	■	■	■	■	■	■	■	■	■	■	■	■	■	■	■	■	■	■	■	■	■	■	■	■	■	■	■	■	■	■	0 / 35
200436006	■	■	■	■	■	↑	■	↓	■	■	■	■	■	■	■	■	■	■	■	■	■	■	■	■	■	■	■	■	↑	■	■	■	↑	■	■	4 / 35
200436007	■	■	■	↑	■	↑	■	↓	■	■	■	■	■	↑	■	■	■	■	■	↑	↓	■	■	■	■	■	■	■	↑	■	■	■	↑	■	■	8 / 35
200436008	■	■	■	■	■	■	■	■	■	■	■	■	■	■	■	■	■	■	■	■	■	■	■	■	■	■	■	■	■	■	■	■	■	■	■	0 / 35
200436009	■	■	■	■	■	↓	■	■	■	■	■	■	■	■	■	■	■	■	■	■	■	■	■	■	■	■	■	■	■	■	■	■	↓	■	■	2 / 35
200436010	■	■	■	■	■	■	■	■	■	■	■	■	■	■	↑	■	■	■	■	■	■	■	■	■	■	■	■	■	■	■	■	■	■	■	■	1 / 35
200436011	■	■	■	■	■	■	■	■	■	■	■	■	■	■	■	■	■	■	■	■	■	■	■	■	■	■	■	■	■	■	■	■	■	■	■	0 / 35
200436012	■	■	■	■	■	■	■	■	■	■	■	■	■	■	■	■	■	■	■	■	■	■	■	■	■	■	■	■	■	■	■	■	■	■	↑	1 / 35
200436013	■	■	■	■	■	■	■	■	■	■	■	■	■	■	■	■	■	■	■	↑	■	■	■	■	■	■	■	■	■	■	■	■	■	■	■	1 / 35
200436014																																				
200436401	■	■	■	■	■	■	■	■	■	■	■	■	■	■	■	■	■	■	■	■	■	■	■	■	■	■	■	■	■	■	■	■	■	■	■	0 / 35
200436402	■	■	■	■	■	■	■	■	■	■	■	■	■	■	■	■	■	■	■	■	■	■	■	■	■	■	■	■	■	■	■	■	■	■	■	0 / 35
200436403	↓	■	↑	■	■	■	■	■	■	↓	■	■	■	■	■	■	■	■	■	■	■	■	■	■	■	■	■	■	■	■	■	■	■	■	■	3 / 35
200436404	■	■	■	■	■	■	■	■	■	■	■	■	■	■	■	■	■	■	■	■	■	■	■	■	■	■	■	■	■	■	■	■	■	■	■	0 / 35
200436405	■	■	■	■	■	■	■	■	■	■	■	■	■	■	■	■	■	■	■	■	■	■	■	■	■	■	■	■	■	■	■	■	■	■	■	0 / 35
200436601	■	■	■	■	■	■	■	■	■	■	■	■	■	■	■	■	■	■	■	■	■	■	■	■	■	■	■	■	■	■	■	■	■	■	■	0 / 35
200436602	■	■	■	■	■	■	■	■	■	■	■	■	■	■	■	■	■	■	■	■	■	■	■	■	■	■	■	■	■	■	■	■	■	■	■	0 / 35
200436603	■	■	■	↑	■	↑	↑	■	■	■	■	↑	■	↑	↑	■	■	■	■	■	■	■	■	■	■	↑	■	■	■	↑	■	■	↑	■	■	9 / 35
200436604	■	■	■	■	■	■	■	■	■	■	■	■	■	■	■	■	■	■	■	■	■	■	■	■	■	■	■	■	■	■	■	■	■	■	■	0 / 35
200436605																																				
200436606	■	■	■	■	■	■	■	■	■	■	■	■	■	■	■	■	■	■	■	■	■	■	■	■	■	■	■	■	■	■	■	■	■	■	■	0 / 35

■ In Comparison Range
↑/↓ Animal is above/below reference range
Blank rows indicate values that were missing

Chart F-3 (Page 10): Summary of Clinical Chemistry Data for Viagen Clone Progeny and Comparators (October 2004)

Animal_ID	A/G	Anion Gap	Globulin	Hemolysis	Icterus	Bilirubin-i	Lipemia	NaK	% Sat	Albumin-bulk	Alk Phos	ALT/P5P	Amylase	AST/P5P	hBA	Bicarbonate	Calcium	Chloride	Cholesterol	CK	Creatinine	Bilirubin-d	GGT	Glucose	Iron	Lipase	MG - XB	Phosphate	Potassium	SDH	Sodium	TIBC	∑ Bilirubin	Total Protein	Urea	Summary		
200436607																																						
200436608	■	↑	■	■	■	■	■	■	■	■	■	↓	■	■	↑	↓	■	■	■	■	■	■	■	↑	■	■	■	■	■	■	■	■	■	■	■	5	/	35
200436609																																						
200436610	■	■	■	■	■	■	■	■	■	■	■	■	■	■	↑	■	■	■	■	■	■	■	■	■	■	■	■	■	■	■	■	■	■	■	■	1	/	35
200436611																																						
200436612	■	■	■	■	■	↑	■	■	■	■	■	■	■	■	■	■	■	■	■	■	■	■	■	■	■	■	■	■	↑	■	■	■	↑	■	■	3	/	35
200436901	■	■	■	■	■	■	■	■	■	■	■	■	■	■	■	■	■	■	■	■	■	■	■	■	■	■	■	■	■	■	■	■	■	■	■	0	/	35
200436902	■	■	■	■	■	■	■	■	■	■	■	■	■	■	↑	■	■	■	■	■	■	■	■	■	■	■	■	■	■	■	■	■	■	■	■	1	/	35
200436903	■	■	■	■	■	■	↑	■	■	■	■	■	■	■	■	■	■	■	■	■	■	■	■	■	■	■	■	■	■	■	■	■	■	■	■	1	/	35
200436904																																						
200436905	■	■	■	■	■	■	↑	■	■	■	■	■	■	■	↑	■	■	■	■	■	■	■	■	■	■	■	■	■	■	■	■	■	■	■	■	2	/	35
200436906																																						
200436907																																						
200436908																																						
200436909	■	■	■	■	■	■	■	■	■	■	■	■	■	■	■	■	■	■	■	■	■	■	■	■	■	■	■	■	■	■	■	■	■	■	■	0	/	35
200436910																																						
200436911	■	■	■	■	■	■	■	■	■	■	■	■	■	■	■	■	■	■	■	■	■	■	■	■	■	■	■	■	■	■	■	■	■	■	■	0	/	35
200436912	■	■	■	■	■	■	■	■	■	■	↑	■	■	■	■	■	■	■	■	■	■	■	■	■	■	■	■	■	■	■	■	■	■	■	■	1	/	35
200436913	■	■	■	■	■	↑	■	■	■	■	■	■	■	↑	■	■	■	■	■	↑	■	■	↑	■	■	■	■	■	■	■	■	■	↑	■	■	5	/	35
200437401	■	■	■	■	■	■	■	■	■	■	■	■	■	■	■	■	■	■	■	■	■	■	■	■	■	■	■	■	■	■	■	■	■	■	■	0	/	35
200437402	■	■	■	■	■	■	■	■	■	■	■	■	■	■	■	■	■	■	■	■	■	■	■	■	■	■	■	■	■	■	■	■	■	■	■	0	/	35
200437403																																						
200437404	■	■	■	■	■	■	■	■	■	■	■	■	■	■	↑	■	■	■	■	■	■	■	■	■	■	■	■	■	■	■	■	■	■	■	■	1	/	35
200437405																																						
200437406	■	■	■	■	■	■	■	■	■	■	■	■	■	■	■	■	■	■	■	■	■	■	■	■	■	↑	■	■	■	■	■	■	■	■	■	1	/	35
200437407																																						
200437408	■	■	■	■	■	■	■	■	■	■	■	■	■	■	■	■	■	■	■	■	■	■	■	■	■	■	■	■	■	■	■	■	■	■	■	0	/	35

■ In Comparison Range
↑/↓ Animal is above/below reference range
Blank rows indicate values that were missing

Chart F-3 (Page 11): Summary of Clinical Chemistry Data for Viagen Clone Progeny and Comparators (October 2004)

Animal_ID	A/G	Anion Gap	Globulin	Hemolysis	Icterus	Bilirubin-i	Lipemia	NaK	% Sat	Albumin-bulk	Alk Phos	ALT/P5P	Amylase	AST/P5P	hBA	Bicarbonate	Calcium	Chloride	Cholesterol	CK	Creatinine	Bilirubin-d	GGT	Glucose	Iron	Lipase	MG - XB	Phosphate	Potassium	SDH	Sodium	TIBC	∑ Bilirubin	Total Protein	Urea	Summary		
200437409																																						
200437410																																						
200437411																																						
200437501	■	■	■	■	■	■	■	■	■	■	■	■	■	■	■	■	■	■	■	■	■	■	■	■	■	■	■	■	■	■	■	■	■	■	■	0	/	35
200437502	■	■	■	↑	■	↑	■	■	■	■	■	■	■	■	■	■	■	■	■	■	■	■	■	■	■	■	■	■	■	■	■	■	↑	■	■	3	/	35
200437503																																						
200437504	■	■	■	■	■	■	■	■	■	■	■	■	■	■	■	■	■	■	■	■	■	■	■	■	■	■	■	■	■	■	■	■	■	■	■	0	/	35
200437505																																						
200437506	■	■	■	■	■	■	■	■	■	■	■	■	■	■	↑	■	■	■	■	■	■	■	■	■	■	■	■	■	■	■	■	■	■	■	■	1	/	35
200437507																																						
200437508																																						
200437509	■	■	■	■	■	■	■	■	■	■	■	■	■	■	↑	■	■	■	■	■	■	■	■	■	■	■	■	■	■	■	■	■	■	■	■	1	/	35
200437510	■	■	■	■	■	■	■	■	■	■	■	■	■	■	↑	■	■	■	■	■	■	■	■	■	■	↑	■	■	■	■	■	■	■	■	■	2	/	35
200437801	■	■	■	■	■	■	■	■	■	■	■	■	■	■	■	■	■	■	■	■	■	■	■	■	■	■	■	■	■	■	■	■	■	■	■	0	/	35
200437802	■	■	■	■	■	■	■	■	■	■	■	■	■	■	↑	■	■	■	■	■	■	■	■	■	■	■	■	■	■	■	■	■	■	■	■	1	/	35
200437803	■	■	■	■	■	■	■	■	■	■	■	■	■	■	■	■	■	■	■	■	■	■	■	■	■	■	■	■	■	■	■	■	■	■	■	0	/	35
200437804	■	■	■	■	■	■	■	■	■	■	■	■	↑	■	■	■	■	■	■	■	■	■	■	■	■	↑	■	■	■	■	■	■	■	■	■	2	/	35
200438101	■	■	■	■	■	■	■	■	■	■	■	↑	■	■	■	■	■	■	■	■	■	■	■	■	■	■	■	■	■	■	■	■	■	■	■	1	/	35
200438102	■	■	■	■	■	■	■	■	■	■	■	↑	■	■	■	■	■	↑	■	■	■	■	■	■	■	■	■	■	■	■	■	■	■	■	■	2	/	35
200438103																																						
200438104	■	■	■	■	■	■	■	■	■	■	■	↑	■	■	■	■	■	■	■	■	■	■	■	■	■	■	■	■	■	■	■	■	■	■	■	1	/	35
200438105	■	■	■	↑	■	■	■	■	■	■	■	↑	■	↑	■	■	■	↑	■	■	↓	■	■	■	■	■	■	■	■	■	■	■	■	■	■	5	/	35
200438106	■	■	■	■	■	■	■	■	■	■	■	↑	■	■	■	■	■	■	■	■	■	■	■	■	■	■	■	■	■	↑	■	■	■	■	■	2	/	35
200438107	■	■	■	↑	■	■	■	■	■	■	■	■	■	↑	■	■	■	■	■	■	■	■	■	■	■	■	■	■	■	↑	■	■	■	■	■	3	/	35
200438601																																						
200438602	■	■	■	■	■	↓	↑	■	■	↓	■	■	■	■	■	■	↓	↓	■	■	■	■	■	■	■	■	■	■	↓	■	↓	■	↓	↓	■	9	/	35
200438603	■	■	■	■	■	■	■	■	■	■	■	■	■	■	■	■	■	■	■	■	■	■	■	■	■	■	■	■	■	■	■	■	■	■	↑	1	/	35

■ In Comparison Range
↑/↓ Animal is above/below reference range
Blank rows indicate values that were missing

Chart F-3 (Page 12): Summary of Clinical Chemistry Data for Viagen Clone Progeny and Comparators (October 2004)

Animal_ID	A/G	Anion Gap	Globulin	Hemolysis	Icterus	Bilirubin-i	Lipemia	NaK	% Sat	Albumin-bulk	Alk Phos	ALT/P5P	Amylase	AST/P5P	hBA	Bicarbonate	Calcium	Chloride	Cholesterol	CK	Creatinine	Bilirubin-d	GGT	Glucose	Iron	Lipase	MG - XB	Phosphate	Potassium	SDH	Sodium	TIBC	∑ Bilirubin	Total Protein	Urea	Summary
200438604	■	■	■	■	■	■	■	■	■	■	■	■	■	■	■	■	■	↑	■	■	■	■	■	■	■	■	■	■	■	■	↑	■	■	■	■	2 / 35
200438605	■	■	■	■	■	■	■	■	■	↑	■	■	■	■	■	■	↑	↑	↑	■	■	■	■	↑	■	■	↑	↑	↑	■	↑	↑	■	↑	■	11 / 35
200438606	■	■	■	■	■	■	■	■	■	■	■	■	■	■	■	■	■	↑	■	■	■	■	■	■	■	■	■	■	■	■	■	■	■	■	■	1 / 35
200438607	■	■	■	■	■	■	■	■	■	■	■	■	■	■	■	■	■	■	■	■	■	■	■	■	■	■	■	■	■	■	■	■	■	■	■	0 / 35
200438608	■	■	■	■	■	■	■	■	■	↓	■	■	■	■	■	■	■	■	■	■	■	■	■	■	■	■	■	■	■	■	■	■	■	■	■	1 / 35
200438609	■	■	■	■	■	■	■	■	■	■	■	■	■	■	■	■	■	■	■	■	■	■	■	■	■	■	■	■	■	■	■	■	■	■	■	0 / 35
200438610	■	■	■	■	■	■	■	■	■	■	■	■	↑	■	■	■	■	■	■	■	■	■	■	■	■	■	■	■	■	■	■	■	■	■	■	1 / 35
200438611	■	■	■	■	■	■	■	■	■	■	■	↑	■	■	■	■	■	■	■	■	■	■	■	■	■	■	■	■	■	■	■	■	■	■	■	1 / 35
200439501	■	■	■	■	■	■	■	■	■	■	■	■	■	■	■	■	↓	↓	■	■	■	■	■	■	■	■	■	■	■	■	↓	■	■	↓	■	4 / 35
200439502	■	■	■	■	■	■	■	■	■	■	■	■	■	■	■	■	↓	■	■	■	■	■	■	■	■	■	■	■	■	■	↓	■	■	■	■	2 / 35
200439503	■	■	■	■	■	■	■	■	■	■	■	■	■	■	■	■	■	↑	■	■	■	■	■	■	■	■	■	■	■	■	↑	■	■	■	■	2 / 35
200439504	■	■	■	■	■	■	■	■	■	■	■	■	■	■	■	■	↓	↓	■	■	■	■	■	■	■	■	■	■	■	■	↓	■	■	↓	■	4 / 35
200439505	■	■	■	■	■	■	■	■	■	■	■	■	■	■	■	■	■	■	■	■	■	■	■	■	■	■	■	■	■	■	■	■	■	■	■	0 / 35
Summary	5 / 264	2 / 264	9 / 264	13 / 264	0 / 264	42 / 264	9 / 264	4 / 264	5 / 264	6 / 264	6 / 264	13 / 264	2 / 264	11 / 264	25 / 264	1 / 264	12 / 264	11 / 264	3 / 264	20 / 264	5 / 264	0 / 264	2 / 264	4 / 264	1 / 264	11 / 264	1 / 264	1 / 264	6 / 264	4 / 264	8 / 264	1 / 264	42 / 264	6 / 264	4 / 264	

■ In Comparison Range
↑/↓ Animal is above/below reference range
Blank rows indicate values that were missing

Chart F-4 (Page 1): Summary of Hematology Data for Viagen Clone Progeny and Comparators (October 2004)

Animal_ID	Retic abs	Basophils	Eosinophils	Hemoglobin	Hematocrit	LUC	Lymphocytes	MCH	MCHC	MCV	Monocytes	MPV	Platelets	RBC	RDW	Retic	Seg Neut	WBC	Summary		
200430601	■	■	■	■	■	■	■	↓	■	■	■	■	↑	■	■	■	■	■	2	/	18
200430602																					
200430603	■	■	■	■	■	■	■	↓	■	↓	■	■	■	■	■	■	■	■	2	/	18
200430604	■	■	■	■	■	■	■	■	■	■	■	■	■	■	■	■	■	■	0	/	18
200430605	■	■	■	■	■	■	■	■	■	■	■	■	■	■	■	■	■	■	0	/	18
200430606																					
200430607	■	■	↑	■	↑	■	■	■	■	■	■	■	■	↑	■	■	■	■	3	/	18
200430608	■	■	■	■	■	■	■	↓	■	↓	■	■	■	■	■	■	■	■	2	/	18
200430609	■	■	■	■	■	■	■	■	■	■	■	■	■	■	■	■	■	■	0	/	18
200430610	■	■	■	■	■	■	■	↓	■	↓	■	■	■	↑	■	■	■	■	3	/	18
200430611	■	■	■	■	■	■	■	■	■	■	■	■	■	■	■	■	■	■	0	/	18
200430701																					
200430702	■	■	■	■	■	■	■	■	■	■	■	■	■	■	■	■	■	■	0	/	18
200430703	■	■	■	■	■	■	■	■	■	■	↑	■	■	■	■	■	■	■	1	/	18
200430704	■	■	■	■	■	■	■	■	■	■	■	■	■	■	■	■	■	■	0	/	18
200430705	■	■	■	■	■	■	■	■	■	■	■	■	↑	■	■	■	■	■	1	/	18
200430706	■	■	■	■	■	■	■	■	■	■	■	■	■	■	■	■	■	■	0	/	18
200430707	■	■	■	■	■	■	■	■	■	■	■	■	■	■	■	■	■	■	0	/	18
200430708	■	■	■	■	■	■	■	■	■	■	■	■	■	■	■	■	■	■	0	/	18
200430709																					
200430710	■	■	■	■	■	■	■	■	■	■	■	■	■	■	■	■	■	■	0	/	18
200430711	■	■	■	■	■	■	■	■	■	■	■	■	■	■	■	■	■	■	0	/	18
200430801	■	■	■	■	■	■	■	■	■	■	■	■	■	■	■	■	■	■	0	/	18
200430802	■	■	↑	■	■	■	■	■	■	■	■	■	■	■	■	■	■	■	1	/	18
200430803	■	■	■	■	■	■	■	■	■	■	■	■	■	■	■	■	■	■	0	/	18
200430804	■	■	■	■	■	■	■	■	■	■	■	■	■	■	■	■	■	■	0	/	18
200430805	■	■	■	■	■	■	■	■	■	■	■	■	■	■	■	■	■	■	0	/	18
200430901																					
200430902	■	■	■	■	■	■	■	■	■	■	■	■	■	■	■	■	■	■	0	/	18
200430903	■	■	■	■	■	■	■	■	■	■	■	■	■	■	■	■	■	■	0	/	18
200430904																					
200430905	■	■	■	■	■	■	■	■	■	■	■	■	■	■	■	■	■	■	0	/	18
200430906																					
200431001	■	■	■	■	■	■	■	■	■	■	■	■	■	■	■	■	■	■	0	/	18
200431002	■	■	■	■	■	■	■	■	■	■	■	■	↑	■	■	■	■	■	1	/	18
200431003	■	■	↑	■	■	■	■	■	■	■	■	■	■	■	■	■	■	■	1	/	18
200431004	■	■	■	■	■	■	■	■	■	■	■	↓	↓	■	■	■	■	■	2	/	18
200431005	■	■	■	■	■	■	■	■	■	■	■	■	■	■	■	■	■	■	0	/	18
200431006	■	■	■	■	■	■	■	■	■	■	■	■	■	■	■	■	■	■	0	/	18
200431007	■	■	■	■	■	■	■	■	■	■	■	■	■	■	■	■	↑	■	1	/	18

■ In Comparison Range
↑/↓ Animal is above/below reference range
Blank rows indicate values that were missing

Chart F-4 (Page 2): Summary of Hematology Data for Viagen Clone Progeny and Comparators (October 2004)

Animal_ID	Retic abs	Basophils	Eosinophils	Hemoglobin	Hematocrit	LUC	Lymphocytes	MCH	MCHC	MCV	Monocytes	MPV	Platelets	RBC	RDW	Retic	Seg Neut	WBC	Summary
200431008	■	■	↑	■	■	■	■	■	■	■	■	■	■	■	■	■	■	■	1 / 18
200431009	■	■	■	■	■	■	■	■	■	■	■	■	■	■	■	■	■	■	0 / 18
200431010	■	■	■	■	■	■	■	■	■	■	■	■	■	■	■	■	■	■	0 / 18
200431011	■	■	■	■	■	■	■	■	■	■	■	■	■	■	■	■	■	■	0 / 18
200431012	■	■	■	■	■	■	■	■	■	■	■	■	■	■	■	■	■	■	0 / 18
200431401	■	■	■	■	■	■	■	■	■	■	■	■	■	■	■	■	■	■	0 / 18
200431403	■	■	■	■	■	■	■	■	■	■	■	■	■	■	■	■	■	■	0 / 18
200431404	■	■	■	■	■	■	■	■	■	■	■	■	■	■	■	■	■	■	0 / 18
200431406																			
200431407	■	■	■	■	■	■	■	■	■	■	■	■	■	■	■	■	■	■	0 / 18
200431408	■	■	■	■	■	■	■	■	■	■	■	■	■	■	■	■	■	■	0 / 18
200431409	↑	■	■	■	■	■	■	■	■	■	■	■	■	■	■	↑	■	■	2 / 18
200431410	■	■	■	■	■	■	■	↓	■	↓	■	■	■	↑	■	■	■	■	3 / 18
200431411	■	■	■	■	■	■	■	■	■	■	■	■	■	■	■	■	■	■	0 / 18
200431501																			
200431502	■	■	■	■	■	■	■	■	■	■	■	■	■	■	■	■	■	■	0 / 18
200431503	■	■	■	■	■	■	■	■	■	■	■	■	■	■	■	■	■	■	0 / 18
200431504	■	■	■	■	■	■	■	■	■	■	■	■	■	■	■	■	■	■	0 / 18
200431505	■	■	■	■	■	■	■	■	■	■	■	■	■	■	■	■	■	■	0 / 18
200431506	■	■	■	■	■	■	■	■	■	■	■	■	■	■	■	■	■	■	0 / 18
200431601	■	■	■	■	■	■	■	↓	■	↓	■	■	■	■	■	■	■	■	2 / 18
200431602	■	■	■	■	■	■	■	■	■	■	■	■	■	■	■	■	■	■	0 / 18
200431603	■	■	■	■	■	■	■	↓	■	↓	■	■	■	■	■	■	■	■	2 / 18
200431604	■	■	↑	■	■	■	■	■	■	■	■	■	■	■	■	■	■	■	1 / 18
200431605	↑	■	■	■	■	■	■	■	■	■	■	■	■	■	■	↑	■	■	2 / 18
200431606	■	■	■	↓	↓	■	■	■	■	■	■	■	■	■	■	■	■	■	2 / 18
200431607																			
200431608	■	■	■	■	■	■	■	■	■	■	■	■	■	■	■	■	■	■	0 / 18
200431609																			
200431610	■	■	■	■	■	■	■	■	■	■	■	■	■	■	■	■	■	■	0 / 18
200431701	■	■	■	■	■	■	■	■	■	■	■	■	■	■	■	■	■	■	0 / 18
200431702	■	■	■	■	■	■	■	■	■	■	■	■	■	■	■	■	■	■	0 / 18
200431703	■	■	■	■	■	■	■	■	■	■	■	■	■	■	■	■	■	■	0 / 18
200431704	■	■	■	■	■	■	■	■	■	■	■	■	■	■	■	■	■	■	0 / 18
200431705																			
200431706	■	■	■	■	■	■	■	■	■	■	■	■	■	■	■	■	■	■	0 / 18
200431707																			
200431708	■	■	■	■	■	■	■	■	■	■	■	■	■	■	■	■	■	■	0 / 18
200432001	■	↑	↑	■	■	↑	↑	■	■	■	■	■	■	■	■	■	■	↑	5 / 18
200432002	■	■	■	■	■	■	■	■	■	■	■	■	■	■	■	■	■	■	0 / 18

■ In Comparison Range
↑/↓ Animal is above/below reference range
Blank rows indicate values that were missing

Chart F-4 (Page 3): Summary of Hematology Data for Viagen Clone Progeny and Comparators (October 2004)

Animal_ID	Retic abs	Basophils	Eosinophils	Hemoglobin	Hematocrit	LUC	Lymphocytes	MCH	MCHC	MCV	Monocytes	MPV	Platelets	RBC	RDW	Retic	Seg Neut	WBC	Summary		
200432003	■	■	■	■	■	■	■	■	■	■	■	■	■	■	■	■	■	■	0	/	18
200432004	■	■	■	■	■	■	■	■	■	■	■	■	■	■	■	■	■	■	0	/	18
200432005	■	■	■	■	■	■	■	■	■	■	■	■	■	■	■	■	■	■	0	/	18
200432006	■	■	■	■	■	■	■	■	■	■	■	■	■	■	■	■	■	■	0	/	18
200432007	■	■	■	■	■	■	■	■	■	■	■	■	■	■	■	■	■	■	0	/	18
200432008	■	■	■	■	■	■	■	↑	■	■	■	■	■	■	■	■	■	■	1	/	18
200432101	■	■	■	■	■	■	■	■	■	■	■	■	■	■	■	■	■	■	0	/	18
200432102																					
200432103																					
200432104																					
200432105	■	■	■	■	■	■	■	■	■	■	■	■	■	■	■	■	■	■	0	/	18
200432106	■	■	↑	■	■	■	■	■	■	■	■	■	■	■	■	■	■	■	1	/	18
200432107																					
200432108	■	■	■	■	■	■	■	■	■	■	■	■	■	■	■	■	■	■	0	/	18
200432109	■	■	■	■	■	■	■	■	■	■	■	■	■	■	■	■	■	■	0	/	18
200432301																					
200432302	■	■	■	■	■	■	■	■	■	■	■	■	■	■	■	■	■	■	0	/	18
200432303																					
200432304	■	■	■	■	■	■	■	■	■	■	■	■	■	■	■	■	■	■	0	/	18
200432305	■	■	■	■	■	■	■	■	■	■	■	■	■	■	■	■	■	■	0	/	18
200432306	■	■	■	■	■	■	■	■	■	■	■	■	↑	■	■	■	■	■	1	/	18
200432307	■	■	■	■	■	■	■	↓	■	↓	■	■	■	■	↑	■	■	■	3	/	18
200432308	■	↑	■	■	■	■	↑	■	■	■	■	■	■	■	■	■	■	■	2	/	18
200432309	■	■	■	■	■	■	■	↓	■	↓	■	■	■	■	↑	■	■	■	3	/	18
200432310	■	■	■	■	■	■	■	■	■	■	■	■	■	■	■	■	■	■	0	/	18
200432311	■	■	■	■	■	■	■	■	■	■	■	■	■	■	■	■	■	■	0	/	18
200432312	■	■	■	■	■	■	■	■	■	■	■	■	■	■	■	■	■	■	0	/	18
200432401	■	■	■	■	■	■	■	■	■	■	■	■	■	■	■	■	■	■	0	/	18
200432402	■	■	■	■	■	■	■	■	■	■	■	■	■	■	■	■	■	■	0	/	18
200432403	■	■	■	■	■	■	■	■	■	■	■	■	■	■	■	■	■	■	0	/	18
200432404	■	■	■	■	■	■	■	■	■	■	■	■	■	■	■	■	■	■	0	/	18
200432405	■	■	■	■	■	■	■	■	■	■	■	■	■	■	■	■	■	■	0	/	18
200432406	■	■	■	↓	↓	■	■	■	■	■	■	■	■	↓	■	■	■	■	3	/	18
200432407	■	■	■	■	■	■	■	■	■	■	■	■	■	■	■	■	■	■	0	/	18
200432408																					
200432501	■	■	■	■	■	■	■	■	■	■	■	■	■	■	■	■	■	■	0	/	18
200432502	■	■	■	■	■	■	■	■	■	■	■	■	■	■	■	■	■	■	0	/	18
200432503	■	■	↑	■	■	■	■	■	■	■	■	■	■	■	■	■	↑	■	2	/	18
200432504	■	■	■	■	■	■	■	■	■	■	■	■	■	■	■	■	■	■	0	/	18
200432505																					

■ In Comparison Range
↑/↓ Animal is above/below reference range
Blank rows indicate values that were missing

Chart F-4 (Page 4): Summary of Hematology Data for Viagen Clone Progeny and Comparators (October 2004)

Animal_ID	Retic abs	Basophils	Eosinophils	Hemoglobin	Hematocrit	LUC	Lymphocytes	MCH	MCHC	MCV	Monocytes	MPV	Platelets	RBC	RDW	Retic	Seg Neut	WBC	Summary
200432506	■	■	■	■	■	■	■	■	■	■	■	■	■	■	■	■	■	■	0 / 18
200432507	■	↑	■	■	■	■	■	■	■	■	■	■	■	■	■	■	■	■	1 / 18
200432508																			
200432701	■	■	■	■	■	■	■	■	■	■	■	■	■	■	■	■	■	■	0 / 18
200432702	■	■	■	■	■	■	■	■	■	■	■	■	■	■	■	■	■	■	0 / 18
200432703	■	■	↑	■	■	■	■	■	■	■	■	■	■	■	■	■	■	■	1 / 18
200432704	■	■	■	■	■	■	■	■	■	■	■	■	■	■	■	■	■	■	0 / 18
200432705	■	■	■	■	■	■	■	■	■	■	■	■	■	■	■	■	■	■	0 / 18
200432706	■	■	■	■	■	■	■	↑	■	↑	■	■	■	■	■	■	■	■	2 / 18
200433001	■	■	■	■	■	■	■	■	■	■	■	■	■	■	■	■	■	■	0 / 18
200433002	■	■	↑	■	■	■	■	■	■	■	■	■	■	■	■	■	■	■	1 / 18
200433003	■	↑	■	■	■	■	■	■	■	■	■	■	■	■	■	■	■	■	1 / 18
200433004	■	↑	■	■	■	■	■	■	■	■	■	↑	■	■	■	■	■	■	2 / 18
200433005	■	■	■	■	■	■	■	■	■	■	■	■	■	■	■	■	■	■	0 / 18
200433006	■	■	■	■	■	■	■	■	■	■	■	■	■	■	■	■	■	■	0 / 18
200433007	■	■	■	■	■	■	■	■	■	■	■	■	■	■	■	■	■	■	0 / 18
200433008	■	■	■	■	■	■	■	■	■	■	■	■	■	■	■	■	■	■	0 / 18
200433009																			
200433010	■	■	■	■	■	■	■	■	■	■	■	■	■	■	■	■	↑	■	1 / 18
200433011	■	■	■	■	■	↑	■	■	■	■	■	■	■	■	■	■	■	■	1 / 18
200433201	■	■	■	■	■	■	■	■	■	■	■	■	■	■	■	■	■	■	0 / 18
200433202	■	■	↑	■	■	■	■	■	■	■	■	■	■	■	■	■	■	■	1 / 18
200433203	■	↑	↑	■	■	■	↑	■	■	■	■	■	■	■	■	■	■	↑	4 / 18
200433204	■	■	■	■	■	■	■	■	■	■	■	■	■	■	■	■	■	■	0 / 18
200433205	■	↑	■	■	■	■	■	■	■	■	■	■	■	■	■	■	■	■	1 / 18
200433206	■	■	■	■	■	■	■	■	■	■	■	■	■	■	■	■	■	■	0 / 18
200433207	■	■	■	■	■	■	■	■	■	■	■	■	■	■	■	■	■	■	0 / 18
200433208	■	■	■	■	■	■	■	■	■	■	■	■	■	■	■	■	■	■	0 / 18
200433601	■	■	■	■	■	■	■	■	■	■	■	■	■	■	■	■	■	■	0 / 18
200433602	■	■	■	■	■	↑	■	■	■	■	■	■	■	■	■	■	■	■	1 / 18
200433603	■	■	■	■	■	■	■	■	■	■	■	■	■	■	■	■	■	■	0 / 18
200433604	■	■	■	■	■	■	■	■	■	■	■	■	■	■	■	■	■	■	0 / 18
200433605	■	■	■	■	■	↑	■	■	■	■	■	■	■	■	■	■	■	■	1 / 18
200433701	■	■	■	■	■	■	■	■	■	■	■	■	■	■	■	■	■	■	0 / 18
200433702	■	■	■	■	■	■	■	■	■	■	■	■	■	■	■	■	■	■	0 / 18
200433703	■	■	■	■	■	■	■	■	■	■	■	■	■	■	■	■	■	■	0 / 18
200433704	■	■	■	■	■	■	■	■	■	■	■	■	■	■	■	■	■	■	0 / 18
200433705	■	■	■	■	↑	■	■	■	■	■	■	■	■	■	■	■	■	■	1 / 18
200433706	■	■	■	■	■	■	■	■	■	■	■	■	■	■	■	■	■	■	0 / 18
200433707	■	■	■	■	■	↑	■	■	■	■	■	■	■	■	■	■	■	■	1 / 18

■ In Comparison Range
↑/↓ Animal is above/below reference range
Blank rows indicate values that were missing

Chart F-4 (Page 5): Summary of Hematology Data for Viagen Clone Progeny and Comparators (October 2004)

Animal_ID	Retic abs	Basophils	Eosinophils	Hemoglobin	Hematocrit	LUC	Lymphocytes	MCH	MCHC	MCV	Monocytes	MPV	Platelets	RBC	RDW	Retic	Seg Neut	WBC	Summary		
200433708	■	■	■	■	■	↑	■	↓	■	↓	■	■	■	■	■	■	■	■	3	/	18
200433709	■	■	■	■	■	■	■	■	■	■	■	■	■	■	■	■	■	■	0	/	18
200433710	■	■	■	■	■	■	■	■	■	■	■	■	■	■	■	■	■	■	0	/	18
200433711	■	■	■	■	■	■	■	■	■	■	■	■	■	■	■	■	■	■	0	/	18
200433712	■	■	■	■	■	■	■	■	■	■	■	■	■	■	■	■	■	■	0	/	18
200433801	■	■	■	■	■	■	■	■	■	■	■	■	■	■	■	■	■	■	0	/	18
200433802	■	■	■	■	■	■	■	■	■	■	■	■	■	■	■	■	■	■	0	/	18
200433803	■	■	■	■	■	■	■	■	■	■	■	■	■	■	■	■	■	■	0	/	18
200433804	■	■	■	■	■	■	■	■	■	■	■	■	■	■	■	■	■	■	0	/	18
200433805																					
200433806	■	■	■	■	■	■	■	■	■	■	■	■	■	■	■	■	■	■	0	/	18
200433807	■	■	■	■	■	■	■	↓	■	↓	■	■	■	■	↑	■	■	■	3	/	18
200433808	■	■	■	■	■	■	■	↓	■	↓	■	■	■	↑	↑	■	■	■	4	/	18
200433809	■	■	■	■	■	↑	■	■	■	■	■	■	■	■	↑	■	■	■	2	/	18
200434101	■	■	■	■	■	■	■	■	■	■	■	■	■	■	■	■	■	■	0	/	18
200434102	■	↑	■	■	■	■	↑	■	■	■	■	■	■	■	■	■	■	↑	3	/	18
200434103	■	■	■	■	■	■	■	■	■	■	■	■	■	■	■	■	■	■	0	/	18
200434104	■	■	■	■	■	■	■	■	■	■	■	■	■	■	■	■	■	■	0	/	18
200434105	■	■	■	■	■	■	■	■	■	■	■	■	■	■	■	■	■	■	0	/	18
200434106	■	■	■	■	■	■	■	■	■	■	■	■	■	■	■	■	■	■	0	/	18
200434107	■	■	■	■	■	■	■	■	■	■	■	■	■	■	■	■	■	■	0	/	18
200434108	■	■	■	■	■	■	■	■	■	■	■	■	■	■	■	■	■	■	0	/	18
200434109	■	↑	■	■	■	■	■	■	■	■	↑	■	■	■	■	■	■	■	2	/	18
200434110	■	■	■	■	■	■	■	■	■	■	■	■	■	■	■	■	■	■	0	/	18
200434111	■	■	■	■	■	■	■	■	■	■	■	■	■	■	■	■	■	■	0	/	18
200434112	■	■	■	■	■	■	■	■	■	■	■	■	■	■	■	■	■	■	0	/	18
200434113	■	■	↑	■	■	■	■	■	■	■	■	■	■	■	■	■	■	■	1	/	18
200434114																					
200434115																					
200434401	■	■	■	■	■	■	■	■	■	■	■	■	■	■	■	■	■	■	0	/	18
200434402	■	↑	■	■	■	■	↑	■	■	■	■	■	■	■	■	■	■	↑	3	/	18
200434403	■	■	■	■	■	■	■	■	■	■	■	■	■	■	■	■	■	■	0	/	18
200434501	■	■	↑	■	■	↑	■	■	■	■	■	■	■	■	■	■	■	■	2	/	18
200434502	■	■	↑	■	■	■	■	■	■	■	■	■	■	■	■	■	■	■	1	/	18
200434503	■	↑	■	■	■	■	■	■	■	■	■	■	■	■	■	■	■	■	1	/	18
200434504	■	■	■	■	■	■	■	■	■	■	■	■	■	■	■	■	■	■	0	/	18
200434505																					
200434506	■	■	■	■	■	■	■	■	■	■	■	■	■	■	■	■	■	■	0	/	18
200434507	■	■	↑	■	■	■	■	■	■	■	■	■	■	■	■	■	■	■	1	/	18
200434508	■	■	■	■	■	■	■	■	■	■	■	■	■	■	■	■	■	■	0	/	18

■ In Comparison Range
↑/↓ Animal is above/below reference range
Blank rows indicate values that were missing

Chart F-4 (Page 6): Summary of Hematology Data for Viagen Clone Progeny and Comparators (October 2004)

Animal_ID	Retic abs	Basophils	Eosinophils	Hemoglobin	Hematocrit	LUC	Lymphocytes	MCH	MCHC	MCV	Monocytes	MPV	Platelets	RBC	RDW	Retic	Seg Neut	WBC	Summary		
200434509	■	■	■	■	■	■	■	■	■	■	■	■	■	■	■	■	■	■	0	/	18
200434510	■	■	■	■	■	■	■	■	■	■	■	■	■	■	■	■	■	■	0	/	18
200434511	■	■	■	■	■	■	■	■	■	■	■	■	■	■	■	■	■	■	0	/	18
200434512	■	■	■	■	■	■	■	■	■	■	■	■	■	■	■	■	■	■	0	/	18
200434601	■	■	■	■	■	■	■	■	■	■	■	■	■	■	■	■	■	■	0	/	18
200434602	■	■	■	■	■	■	■	■	■	■	■	■	■	■	■	■	■	■	0	/	18
200434603	■	■	↑	■	■	■	■	■	■	■	■	■	■	■	■	■	■	■	1	/	18
200434604	■	■	↑	■	■	■	■	■	■	■	■	■	■	■	■	■	■	■	1	/	18
200434605	■	■	■	■	■	■	■	■	■	■	■	■	■	■	■	■	■	■	0	/	18
200434606	■	↑	■	■	■	■	■	■	■	■	■	■	■	■	■	■	■	■	1	/	18
200434607	■	■	■	■	■	■	■	■	■	■	■	■	■	■	■	■	■	■	0	/	18
200434608	■	■	■	■	■	■	■	■	■	■	■	■	■	■	■	■	■	■	0	/	18
200435801	■	■	■	■	■	■	■	■	■	■	■	■	■	■	■	■	■	■	0	/	18
200435802	■	■	■	↑	↑	■	■	■	■	■	■	↑	■	↑	■	■	■	■	4	/	18
200435803	■	■	■	↑	↑	■	■	■	■	■	■	■	■	↑	■	■	■	■	3	/	18
200436001	■	■	■	■	■	■	■	■	■	■	■	■	■	■	■	■	■	■	0	/	18
200436002	■	■	■	■	■	■	■	■	■	■	■	■	■	■	■	■	■	■	0	/	18
200436003	■	■	■	■	■	■	■	■	■	■	■	■	■	■	■	■	■	■	0	/	18
200436004	■	■	■	■	■	■	■	■	■	■	■	■	■	■	■	■	■	■	0	/	18
200436005	■	■	■	■	■	■	■	■	■	■	■	■	■	■	■	■	■	■	0	/	18
200436006	■	■	■	■	■	■	■	■	■	■	■	■	■	↑	■	■	■	■	1	/	18
200436007	■	■	■	■	■	■	■	■	■	■	■	■	■	■	■	■	■	■	0	/	18
200436008	■	■	■	■	■	■	■	■	■	■	■	■	■	↑	■	■	■	■	1	/	18
200436009	■	■	■	↑	↑	■	■	■	■	■	■	■	■	↑	■	■	■	■	3	/	18
200436010	■	■	■	■	■	■	■	■	■	■	■	■	■	↑	■	■	■	■	1	/	18
200436011	■	■	■	■	■	■	■	■	■	■	■	■	■	■	■	■	■	■	0	/	18
200436012	■	■	■	■	■	■	■	■	■	■	■	■	■	■	■	■	■	■	0	/	18
200436013	■	■	■	■	■	■	■	■	■	■	■	■	■	■	■	■	■	■	0	/	18
200436014																					
200436401	■	↑	■	■	■	■	■	■	■	■	■	■	■	■	■	■	■	■	1	/	18
200436402	■	■	■	■	■	■	■	■	■	■	■	■	■	■	■	■	■	■	0	/	18
200436403	■	↑	■	■	■	■	■	■	■	■	■	■	■	■	■	■	■	■	1	/	18
200436404	■	■	■	■	■	■	■	■	■	■	■	■	■	■	■	■	■	■	0	/	18
200436405	■	■	■	■	■	■	■	■	■	■	■	■	■	■	■	■	■	■	0	/	18
200436601	■	■	■	■	■	■	■	■	■	■	■	■	■	■	■	■	■	■	0	/	18
200436602	■	■	■	■	■	■	■	■	■	■	■	■	■	■	■	■	■	■	0	/	18
200436603	■	■	■	■	■	■	■	■	■	■	■	■	■	■	■	■	■	■	0	/	18
200436604	■	■	■	■	■	■	■	■	■	■	■	■	■	■	■	■	■	■	0	/	18
200436605	■	■	■	■	■	■	■	■	■	■	■	■	■	■	■	■	■	■	0	/	18
200436606	■	■	■	■	■	■	■	■	■	■	■	■	■	■	■	■	■	■	0	/	18

■ In Comparison Range
↑/↓ Animal is above/below reference range
Blank rows indicate values that were missing

Chart F-4 (Page 7): Summary of Hematology Data for Viagen Clone Progeny and Comparators (October 2004)

Animal_ID	Retic abs	Basophils	Eosinophils	Hemoglobin	Hematocrit	LUC	Lymphocytes	MCH	MCHC	MCV	Monocytes	MPV	Platelets	RBC	RDW	Retic	Seg Neut	WBC	Summary		
200436607	■	■	■	■	■	■	■	■	■	■	■	■	■	■	■	■	■	■	0	/	18
200436608	■	■	■	■	■	■	■	■	■	■	■	■	■	■	■	■	■	■	0	/	18
200436609	■	■	■	■	■	↑	■	■	■	■	■	■	■	■	■	■	■	■	1	/	18
200436610	■	■	■	■	■	■	■	■	■	■	■	■	■	■	■	■	■	■	0	/	18
200436611	■	↑	■	■	■	■	■	■	■	■	↑	■	■	■	■	↓	■	■	3	/	18
200436612	■	■	■	■	↑	■	■	■	■	■	■	■	■	↑	■	■	■	■	2	/	18
200436901	■	■	■	■	■	■	■	■	■	■	■	■	■	■	■	■	■	■	0	/	18
200436902	■	■	■	■	■	■	■	■	■	■	■	■	■	■	■	■	■	■	0	/	18
200436903	■	■	↑	■	■	■	■	■	■	■	■	■	■	■	■	■	■	■	1	/	18
200436904	■	↑	■	■	■	■	↑	■	■	■	■	■	■	■	■	■	■	↑	3	/	18
200436905																					
200436906	■	■	■	■	■	■	■	■	■	■	■	■	■	■	■	■	■	■	0	/	18
200436907	■	■	■	■	■	■	■	■	■	■	■	■	■	■	■	■	■	■	0	/	18
200436908	■	■	■	■	■	■	■	■	■	■	■	■	■	■	■	■	■	■	0	/	18
200436909	■	■	■	■	↑	■	■	■	■	■	■	■	■	■	■	■	■	■	1	/	18
200436910	■	■	■	■	■	■	■	■	■	■	■	■	■	■	■	■	■	■	0	/	18
200436911	■	■	■	■	■	■	■	■	■	■	■	■	■	■	■	■	■	■	0	/	18
200436912	■	■	■	■	■	■	■	■	■	■	■	■	■	■	■	■	■	■	0	/	18
200436913	■	■	■	■	■	■	■	■	■	■	■	■	■	■	■	■	■	■	0	/	18
200437401	■	■	■	■	■	■	■	■	■	■	■	■	■	■	■	■	■	■	0	/	18
200437402	■	■	■	■	■	■	■	■	■	■	■	■	■	■	■	■	■	■	0	/	18
200437403	■	■	■	■	■	■	■	■	■	■	■	■	■	■	■	■	■	■	0	/	18
200437404	■	↑	■	■	■	■	■	■	■	■	↑	■	■	■	■	■	■	■	2	/	18
200437405																					
200437406	■	■	■	■	■	■	■	■	■	■	■	■	■	■	■	■	■	■	0	/	18
200437407																					
200437408	■	■	■	■	■	■	■	■	■	■	■	■	■	■	■	■	■	■	0	/	18
200437409																					
200437410																					
200437411																					
200437501	■	■	■	■	■	■	■	■	■	■	■	■	■	■	■	■	■	■	0	/	18
200437502	■	■	■	■	■	■	■	■	■	■	■	■	■	■	■	■	■	■	0	/	18
200431013																					
200431402																					
200431405																					
200437503																					
200437504	■	■	■	■	■	■	■	■	■	■	■	■	■	■	■	■	■	■	0	/	18
200437505																					
200437506	■	■	■	■	■	■	■	■	■	■	■	■	■	■	■	■	■	■	0	/	18
200437507																					

■ In Comparison Range
↑/↓ Animal is above/below reference range
Blank rows indicate values that were missing

Chart F-4 (Page 8): Summary of Hematology Data for Viagen Clone Progeny and Comparators (October 2004)

Animal_ID	Retic abs	Basophils	Eosinophils	Hemoglobin	Hematocrit	LUC	Lymphocytes	MCH	MCHC	MCV	Monocytes	MPV	Platelets	RBC	RDW	Retic	Seg Neut	WBC	Summary		
200437508																					
200437509	■	■	■	■	↑	■	■	■	■	■	■	■	■	↑	■	■	■	■	2	/	18
200437510	■	■	■	■	■	■	■	■	■	■	■	■	■	■	■	■	■	■	0	/	18
200437801	■	■	■	■	■	■	■	■	■	■	■	■	■	■	■	■	■	■	0	/	18
200437802	■	■	■	■	■	■	■	■	■	■	■	■	■	■	↑	■	■	■	1	/	18
200437803	■	■	■	■	■	■	■	■	■	■	■	■	■	■	■	■	■	■	0	/	18
200437804	■	■	■	■	■	■	■	■	■	■	■	■	■	■	■	■	■	■	0	/	18
200438101	■	■	■	■	■	■	■	■	■	■	■	■	■	■	■	■	■	■	0	/	18
200438102																					
200438103																					
200438104																					
200438105	■	■	■	■	■	■	■	■	■	■	■	■	↓	■	■	■	■	■	1	/	18
200438106	■	■	■	■	■	■	■	■	■	■	■	■	■	■	■	■	■	■	0	/	18
200438107	■	■	■	■	■	■	■	■	■	■	■	■	↑	■	■	■	■	■	1	/	18
200438601																					
200438602	■	■	■	■	■	■	■	■	■	■	■	■	■	■	■	■	■	■	0	/	18
200438603	■	■	■	■	■	■	■	■	■	■	■	■	■	■	■	■	■	■	0	/	18
200438604	■	■	■	■	■	■	■	■	■	■	■	■	■	■	■	■	■	■	0	/	18
200438605	■	■	■	■	■	■	■	■	■	■	■	■	■	■	■	■	↑	■	1	/	18
200438606	■	■	■	■	■	■	■	■	■	■	■	■	■	■	■	■	■	■	0	/	18
200438607	■	■	■	■	■	■	■	■	■	■	■	■	■	■	■	■	■	■	0	/	18
200438608	■	■	■	↓	■	■	■	↓	■	↓	■	■	■	■	■	■	↑	■	4	/	18
200438609	■	■	■	■	■	■	■	■	■	■	■	■	■	■	■	■	■	■	0	/	18
200438610	■	■	↑	■	■	■	■	■	■	■	■	■	■	■	■	■	■	■	1	/	18
200438611	■	■	■	■	■	■	■	↓	■	↓	■	■	■	■	■	■	■	■	2	/	18
200439501	■	■	■	■	■	■	■	■	■	■	■	■	■	■	↑	■	■	■	1	/	18
200439502	■	■	■	↓	↓	■	■	■	■	■	■	■	■	↓	■	■	■	■	3	/	18
200439503	■	■	■	■	■	■	■	■	■	■	■	■	■	■	■	■	■	■	0	/	18
200439504	■	■	■	■	■	■	■	■	■	■	■	■	■	■	■	■	■	■	0	/	18
200439505	■	■	■	■	■	■	■	■	■	■	■	■	■	■	↑	■	■	■	1	/	18
Summary	2 / 265	17 / 265	20 / 265	7 / 265	11 / 265	9 / 265	6 / 265	16 / 265	0 / 265	14 / 265	4 / 265	3 / 265	7 / 265	14 / 265	8 / 265	3 / 265	5 / 265	5 / 265			

■ In Comparison Range
↑/↓ Animal is above/below reference range
Blank rows indicate values that were missing

Chart F-5 (Page 1): Summary of Clinical Chemistry Data for Viagen Clone Progeny and Comparators (January 2005)

Animal_ID	A/G	Anion Gap	Globulin	Hemolysis	Icterus	Bilirubin-i	Lipemia	NaK	% Sat	Albumin-bulk	Alk Phos	ALT/P5P	Amylase	AST/P5P	hBA	Bicarbonate	Calcium	Chloride	Cholesterol	CK	Creatinine	Bilirubin-d	GGT	Glucose	Iron	Lipase	MG - XB	Phosphate	Potassium	SDH	Sodium	TIBC	∑ Bilirubin	Total Protein	Urea	Summary		
200430601																																						
200430602	■	↑	■	■	■	■	■	■	■	■	■	■	■	↑	■	■	■	■	■	■	■	■	■	■	■	■	↑	■	■	■	■	■	■	■	■	3	/	35
200430603	■	■	■	■	■	■	■	■	■	■	■	■	■	↑	■	■	■	■	■	■	■	■	■	■	■	■	■	■	■	↑	■	■	■	■	■	2	/	35
200430604	■	■	■	↑	■	■	■	■	■	■	■	■	■	■	■	■	■	■	■	■	■	■	■	■	■	■	■	■	■	■	■	■	■	■	■	1	/	35
200430605	■	■	■	■	■	■	■	■	■	■	■	■	■	■	■	■	■	■	■	■	■	■	■	■	■	■	■	■	■	■	■	■	■	■	■	0	/	35
200430606	■	■	■	■	■	■	■	■	■	■	■	■	■	■	■	■	■	■	■	■	■	■	■	■	■	■	■	■	■	■	■	■	■	■	■	0	/	35
200430607	■	■	■	■	■	■	■	■	■	■	■	■	■	■	■	■	■	■	■	■	■	■	■	■	■	■	■	■	■	■	■	■	■	■	■	0	/	35
200430608	■	■	■	■	■	■	■	■	■	■	■	■	■	↑	■	■	■	■	■	■	■	■	■	■	■	■	■	■	■	↑	■	■	■	■	■	2	/	35
200430609	■	■	■	■	■	■	■	■	■	■	■	■	■	■	■	■	■	■	■	■	■	■	■	■	■	■	■	■	■	■	■	■	■	■	■	0	/	35
200430610	■	■	↑	■	■	■	■	↑	■	■	■	■	■	■	■	■	■	■	■	■	■	■	■	■	■	■	■	■	■	■	■	■	■	■	■	2	/	35
200430611	■	■	■	■	■	■	■	■	■	■	↑	■	■	■	■	■	■	■	■	■	■	■	↑	■	■	■	■	■	■	■	■	■	■	■	↑	3	/	35
200430701	■	■	■	■	■	■	■	■	■	■	■	■	■	↑	■	■	■	■	■	■	■	■	■	■	■	■	■	■	■	↑	■	■	■	■	■	2	/	35
200430702	■	■	■	■	■	■	■	■	■	■	■	■	■	↑	■	■	■	■	■	↑	■	■	■	■	■	■	■	■	■	↑	■	■	■	■	■	3	/	35
200430703	■	■	■	■	■	■	■	■	■	■	■	■	■	↑	■	■	■	■	■	■	■	■	■	■	■	■	■	■	■	↑	■	■	■	■	■	2	/	35
200430704	■	■	■	■	■	■	■	■	■	■	■	■	■	↑	■	■	■	■	■	■	■	■	■	■	■	■	↑	■	■	↑	■	■	■	↑	■	4	/	35
200430705	■	■	■	■	■	■	■	■	■	■	■	■	■	■	■	■	■	■	↑	■	■	■	■	■	■	■	■	■	■	↑	■	■	■	■	■	2	/	35
200430706	■	■	■	■	■	■	■	■	■	■	■	■	■	■	■	■	■	■	■	■	■	■	■	■	■	■	■	■	■	■	■	■	■	■	■	0	/	35
200430707	■	■	■	■	■	■	■	■	■	■	■	■	■	↑	■	■	■	■	■	■	■	■	■	■	■	■	■	■	■	■	■	■	■	■	■	1	/	35
200430708	■	↑	■	■	■	■	■	■	■	■	■	■	■	■	■	■	■	■	■	■	■	■	■	↑	■	■	■	■	■	■	■	■	■	↑	■	3	/	35
200430709	■	■	■	↑	■	■	■	■	■	■	■	■	■	■	■	■	■	■	■	■	↓	■	■	■	■	■	■	■	■	■	■	■	■	■	■	2	/	35
200430710	■	■	■	■	■	■	■	■	■	■	■	■	■	■	■	■	■	■	■	■	■	■	■	■	■	■	■	■	■	■	■	■	■	■	■	0	/	35
200430711	■	■	■	■	■	■	■	↑	■	■	■	■	■	■	■	■	■	■	■	■	■	■	■	■	■	■	↓	■	↓	■	■	■	■	■	■	3	/	35
200430801	↓	■	↑	↑	■	■	■	■	■	↓	↓	■	■	■	■	■	↓	■	■	■	■	■	■	■	■	↑	■	■	■	■	↓	↓	■	↑	■	10	/	35
200430802	■	■	■	■	■	■	■	■	■	■	■	■	■	↑	■	■	■	■	■	■	■	■	■	■	■	■	■	■	■	↑	■	■	■	■	■	2	/	35
200430803	■	■	■	■	■	■	■	■	■	■	■	■	■	■	■	■	■	■	■	■	■	■	■	■	■	■	■	■	■	■	■	■	■	■	■	0	/	35
200430804	■	■	■	■	■	■	■	■	■	■	■	■	■	■	■	■	■	■	■	■	■	■	■	■	■	■	■	■	■	■	■	■	■	■	■	0	/	35
200430805	■	↓	■	■	■	■	■	■	■	■	■	■	■	■	■	■	■	■	■	■	■	■	■	■	■	■	↓	■	■	■	■	■	■	■	■	2	/	35

■ In Comparison Range
↑/↓ Animal is above/below reference range
Blank rows indicate values that were missing

Chart F-5 (Page 2): Summary of Clinical Chemistry Data for Viagen Clone Progeny and Comparators (January 2005)

Animal_ID	A/G	Anion Gap	Globulin	Hemolysis	Icterus	Bilirubin-i	Lipemia	NaK	% Sat	Albumin-bulk	Alk Phos	ALT/P5P	Amylase	AST/P5P	hBA	Bicarbonate	Calcium	Chloride	Cholesterol	CK	Creatinine	Bilirubin-d	GGT	Glucose	Iron	Lipase	MG - XB	Phosphate	Potassium	SDH	Sodium	TIBC	∑ Bilirubin	Total Protein	Urea	Summary		
200430901																																						
200430902	■	■	■	■	■	■	■	■	■	■	■	■	■	■	■	■	■	■	■	■	■	■	■	■	■	■	■	■	■	■	■	■	■	■	■	0	/	35
200430903	■	■	■	■	■	■	■	■	■	■	■	■	■	■	■	■	■	■	■	■	■	■	■	■	■	■	■	■	■	■	■	■	■	■	■	0	/	35
200430904																																						
200430905	■	■	■	■	■	■	■	■	■	■	■	↑	■	■	↑	■	■	■	■	■	■	■	■	↑	■	■	■	■	■	■	■	■	■	■	■	3	/	35
200430906	■	■	■	■	■	■	■	■	■	■	■	■	■	■	■	■	↑	■	■	■	■	■	■	■	■	■	■	■	■	■	■	■	■	■	■	1	/	35
200431001																																						
200431002	■	■	■	■	■	■	■	■	■	■	■	■	■	■	■	■	■	■	■	■	■	■	■	■	■	■	■	■	■	■	■	■	■	■	■	0	/	35
200431003	■	■	■	■	■	■	■	■	■	■	■	■	■	■	■	■	■	■	↓	■	■	■	■	■	■	■	■	■	■	■	■	■	■	■	■	1	/	35
200431004	■	■	■	■	■	■	■	■	■	■	■	■	■	↑	■	■	■	■	■	↑	■	■	■	■	■	■	■	■	■	■	■	■	■	■	■	2	/	35
200431005	■	■	■	■	■	■	■	■	■	■	■	↑	■	↑	■	■	■	■	■	■	■	■	■	■	■	■	■	■	■	↑	■	■	■	■	■	3	/	35
200431006	■	■	■	■	■	■	■	■	■	■	■	■	■	■	■	■	■	■	■	■	■	■	■	■	■	■	■	■	■	■	■	■	■	■	■	0	/	35
200431007	■	■	■	■	■	■	■	■	■	■	■	■	■	↑	■	■	■	■	■	■	■	■	■	■	■	■	■	■	■	↑	■	■	■	■	■	2	/	35
200431008	■	■	■	■	■	■	■	■	■	■	■	■	■	■	↑	■	■	■	■	■	■	■	■	↑	■	■	■	■	■	■	■	■	■	■	■	2	/	35
200431009	■	■	■	■	■	■	■	↑	■	■	■	■	■	■	■	■	■	■	■	■	■	■	■	■	■	■	■	■	↓	■	■	■	■	■	■	2	/	35
200431010	■	■	■	■	■	■	■	■	■	■	■	■	■	■	■	■	■	■	■	■	■	■	■	■	■	■	■	■	■	■	■	■	■	■	■	0	/	35
200431011	■	■	■	■	■	■	■	■	■	■	■	■	■	↑	↑	■	■	■	■	■	■	■	■	■	■	■	■	■	■	↑	■	■	■	■	■	3	/	35
200431012	■	■	■	■	■	■	■	↑	■	■	■	■	■	■	■	■	■	■	■	■	■	■	■	■	■	■	■	■	■	■	■	■	■	■	■	1	/	35
200431013																																						
200431401	■	■	■	■	■	■	■	↑	■	■	■	■	■	■	■	■	■	■	■	■	■	■	■	■	■	■	■	■	■	■	■	■	■	■	■	1	/	35
200431402	■	■	■	■	■	■	■	■	■	■	■	■	■	■	■	■	■	■	■	■	■	■	■	■	■	■	■	■	■	↑	■	■	■	■	■	1	/	35
200431403	■	■	■	■	■	■	■	■	■	■	■	■	■	■	■	■	■	■	■	■	■	■	■	■	■	■	■	■	■	■	■	↓	■	■	■	1	/	35
200431404	■	■	■	■	■	■	■	■	■	■	■	■	■	■	↑	■	■	■	■	■	■	↑	■	■	■	■	■	■	■	■	■	■	■	■	■	2	/	35
200431405	■	■	■	■	■	■	■	■	■	■	■	■	■	■	■	■	■	■	■	■	■	■	■	■	■	■	■	■	■	■	■	■	■	■	■	0	/	35
200431406	■	■	■	■	■	■	■	↑	■	■	■	■	■	■	■	■	■	■	■	■	■	■	■	■	■	■	■	■	■	■	■	■	■	↓	■	2	/	35
200431407	■	■	■	■	■	■	■	■	■	■	■	■	■	■	■	■	■	■	■	■	■	■	■	■	■	■	■	■	■	■	■	■	■	■	■	0	/	35
200431408	■	■	■	■	■	■	■	■	■	■	■	■	■	■	■	■	■	■	■	■	■	■	■	■	■	■	■	■	■	■	■	■	■	■	■	0	/	35

■ In Comparison Range
↑/↓ Animal is above/below reference range
Blank rows indicate values that were missing

Chart F-5 (Page 3): Summary of Clinical Chemistry Data for Viagen Clone Progeny and Comparators (January 2005)

Animal_ID	A/G	Anion Gap	Globulin	Hemolysis	Icterus	Bilirubin-i	Lipemia	NaK	% Sat	Albumin-bulk	Alk Phos	ALT/P5P	Amylase	AST/P5P	hBA	Bicarbonate	Calcium	Chloride	Cholesterol	CK	Creatinine	Bilirubin-d	GGT	Glucose	Iron	Lipase	MG - XB	Phosphate	Potassium	SDH	Sodium	TIBC	∑ Bilirubin	Total Protein	Urea	Summary
200431409	■	■	■	■	■	■	■	↑	■	■	■	■	■	■	■	■	■	■	■	■	■	■	■	■	■	■	■	■	■	■	■	■	■	■	■	1 / 35
200431410	■	■	■	■	■	■	■	■	■	■	■	■	■	■	■	■	■	■	■	■	■	■	■	■	■	■	■	■	■	■	■	■	■	■	■	0 / 35
200431411	■	■	■	↑	■	■	■	■	■	■	■	■	■	■	■	■	■	■	■	■	■	■	↑	■	■	■	■	■	■	■	■	■	■	■	■	2 / 35
200431501	■	■	■	■	■	■	■	■	■	■	■	■	■	■	■	■	■	■	■	■	■	↑	■	■	■	■	■	■	■	■	■	■	■	■	■	1 / 35
200431502	■	■	■	■	■	■	■	↑	■	■	■	■	■	↑	■	■	■	■	■	■	■	■	■	■	■	■	■	■	■	■	■	■	■	■	■	2 / 35
200431503	■	■	■	■	■	■	■	■	■	■	■	■	■	■	↑	■	■	■	■	■	■	■	■	■	■	■	■	■	■	■	■	■	■	■	■	1 / 35
200431504	■	■	■	■	■	■	■	■	■	■	■	■	■	■	■	■	■	■	■	■	■	■	■	↑	■	■	■	■	■	■	■	■	■	■	■	1 / 35
200431505	■	■	■	■	■	■	■	■	■	■	■	■	■	■	■	■	■	■	■	■	■	■	■	■	■	■	■	■	■	■	■	■	■	■	■	0 / 35
200431506	■	■	■	■	■	■	■	■	■	■	■	■	■	■	■	■	■	■	■	■	■	■	■	■	■	■	■	■	■	■	■	■	■	■	■	0 / 35
200431601	■	■	■	■	■	■	■	↑	■	■	■	■	■	■	■	■	■	■	■	■	■	■	■	■	■	■	■	■	■	■	■	■	■	■	■	1 / 35
200431602	■	■	■	■	■	■	■	■	■	■	■	■	■	■	■	■	■	■	■	■	■	■	■	■	■	■	■	■	■	■	■	■	■	■	■	0 / 35
200431603	■	■	■	■	■	■	■	↑	■	■	■	■	■	■	■	■	■	■	■	■	■	■	■	■	■	■	■	■	↓	■	■	■	■	■	■	2 / 35
200431604	■	■	■	■	■	■	■	■	■	■	■	■	■	■	■	■	■	■	■	■	■	■	■	■	■	■	■	■	■	↑	■	■	■	■	■	1 / 35
200431605	■	■	■	■	■	■	■	■	■	■	■	■	■	■	■	■	■	■	■	■	■	■	■	■	■	■	■	■	■	■	■	■	■	■	■	0 / 35
200431606	■	■	■	■	■	■	■	↑	■	■	■	■	■	■	■	■	■	■	■	■	■	■	■	■	■	■	■	■	↓	■	■	■	■	■	■	2 / 35
200431607	■	■	■	■	■	■	■	■	■	■	■	■	■	■	■	■	■	■	■	■	■	■	■	■	■	↑	■	■	■	■	■	■	■	■	■	1 / 35
200431608	■	■	■	■	■	■	■	■	■	■	■	↑	■	↑	↑	■	■	■	■	■	■	■	■	↑	■	■	■	■	■	■	■	■	■	■	■	4 / 35
200431609																																				
200431610	■	■	■	■	■	■	■	↑	■	■	■	■	■	■	■	■	■	■	■	■	■	■	■	■	■	■	■	■	■	■	■	■	■	■	■	1 / 35
200431701	■	■	■	■	■	■	■	■	■	■	■	■	■	↑	■	■	■	■	■	↑	■	■	■	■	■	■	■	■	■	↑	■	■	■	■	■	3 / 35
200431702	■	↑	■	■	■	■	■	■	■	■	■	■	■	■	■	■	■	■	■	■	■	■	■	■	■	■	■	■	■	■	■	■	■	■	■	1 / 35
200431703	■	■	■	■	■	■	■	■	■	■	■	■	■	■	■	■	■	■	■	■	■	■	■	■	■	■	■	■	■	■	■	■	■	■	■	0 / 35
200431704	■	■	■	■	■	■	■	↑	■	■	■	■	■	■	■	■	■	■	■	■	■	■	■	■	■	■	■	■	■	■	■	■	■	■	■	1 / 35
200431705																																				
200431706	■	■	■	■	■	■	■	↑	■	■	■	■	■	■	■	■	■	■	■	■	■	■	■	■	■	■	■	■	■	■	↑	■	■	■	■	2 / 35
200431707																																				
200431708	■	■	■	■	■	■	■	■	■	■	■	■	■	■	■	■	■	■	■	■	■	■	■	■	■	■	■	■	■	■	■	■	■	■	■	0 / 35

■ In Comparison Range
↑/↓ Animal is above/below reference range
Blank rows indicate values that were missing

Chart F-5 (Page 4): Summary of Clinical Chemistry Data for Viagen Clone Progeny and Comparators (January 2005)

Animal_ID	A/G	Anion Gap	Globulin	Hemolysis	Icterus	Bilirubin-i	Lipemia	NaK	% Sat	Albumin-bulk	Alk Phos	ALT/P5P	Amylase	AST/P5P	hBA	Bicarbonate	Calcium	Chloride	Cholesterol	CK	Creatinine	Bilirubin-d	GGT	Glucose	Iron	Lipase	MG - XB	Phosphate	Potassium	SDH	Sodium	TIBC	∑ Bilirubin	Total Protein	Urea	Summary
200432001	■	■	■	■	■	■	■	■	■	■	↑	■	■	↑	■	■	■	■	■	■	■	■	■	■	■	■	■	■	■	■	■	■	■	■	■	2 / 35
200432002	■	■	■	■	■	■	■	■	■	■	↑	■	■	■	■	■	■	■	■	■	■	■	■	■	■	■	■	■	■	■	■	■	■	■	■	1 / 35
200432003	■	■	■	■	■	■	■	■	■	■	■	■	■	■	↑	■	■	■	■	■	■	■	■	■	■	■	■	■	■	■	■	■	■	■	■	1 / 35
200432004	■	■	■	■	■	■	■	■	■	■	↑	↑	■	↑	■	■	■	■	■	■	■	■	■	■	■	■	■	■	■	↑	■	■	■	■	■	4 / 35
200432005	■	■	■	■	■	■	■	■	■	■	■	■	■	■	■	■	■	■	■	■	■	■	■	■	■	■	■	■	■	■	■	■	■	■	■	0 / 35
200432006	■	■	■	■	■	■	■	■	■	■	■	■	■	■	■	■	■	■	■	↑	■	■	■	■	■	■	■	■	■	■	■	■	■	■	■	1 / 35
200432007	■	■	■	■	■	■	■	■	■	■	■	■	■	↑	■	■	■	■	■	■	■	■	■	■	■	■	■	■	■	↑	■	■	■	■	■	2 / 35
200432008	■	■	■	■	■	■	■	■	■	■	■	■	■	■	■	■	■	■	■	■	■	■	■	■	■	■	■	■	■	■	■	■	■	■	■	0 / 35
200432101	■	■	■	■	■	■	■	■	■	■	■	■	■	■	■	■	■	■	■	■	■	■	■	■	■	■	■	■	■	■	■	■	■	■	■	0 / 35
200432102	■	■	■	■	■	■	■	■	■	■	■	■	■	■	■	■	■	■	■	↑	■	■	■	■	■	■	■	■	■	■	■	■	■	■	■	1 / 35
200432103	■	■	■	■	■	■	■	■	■	■	↑	■	■	■	■	■	■	■	■	■	■	■	■	■	■	■	■	■	■	■	■	■	■	■	■	1 / 35
200432104	■	■	■	■	■	■	■	■	■	■	■	■	■	■	■	■	■	■	■	■	■	■	■	■	■	■	■	■	■	↑	■	■	■	■	■	1 / 35
200432105	↓	■	↑	■	■	■	■	■	■	↓	■	■	■	■	■	■	■	■	■	■	■	■	■	■	↓	■	↓	■	■	■	■	↓	■	↑	■	7 / 35
200432106																																				
200432107																																				
200432108	■	■	■	■	■	■	■	■	■	■	↑	■	■	■	■	■	↑	■	■	■	■	■	■	■	■	↑	■	■	■	■	■	■	■	↑	■	4 / 35
200432109																																				
200432301																																				
200432302	■	■	↑	■	■	■	■	■	■	■	■	↓	■	■	■	■	■	■	■	■	■	■	■	■	■	■	■	■	■	■	■	■	■	■	■	2 / 35
200432303																																				
200432304	■	↑	■	■	■	■	■	■	■	■	■	■	■	■	↑	↓	■	■	■	■	■	■	■	↑	■	■	↑	■	■	↑	■	■	■	■	■	6 / 35
200432305																																				
200432306	↓	■	↑	■	■	■	■	■	■	↓	■	↓	■	■	■	■	■	■	■	■	■	■	■	■	↓	■	■	■	■	■	■	↓	■	↑	↓	8 / 35
200432307																																				
200432308	■	■	■	■	■	■	■	■	■	■	■	■	■	■	■	■	■	■	■	■	■	■	■	■	■	■	■	■	■	■	■	■	■	■	■	0 / 35
200432309																																				
200432310	■	■	■	■	■	■	■	■	■	■	■	■	■	■	■	■	■	■	■	■	■	■	■	■	■	■	■	■	■	■	■	■	■	■	■	0 / 35

■ In Comparison Range
↑/↓ Animal is above/below reference range
Blank rows indicate values that were missing

Chart F-5 (Page 5): Summary of Clinical Chemistry Data for Viagen Clone Progeny and Comparators (January 2005)

Animal_ID	A/G	Anion Gap	Globulin	Hemolysis	Icterus	Bilirubin-i	Lipemia	NaK	% Sat	Albumin-bulk	Alk Phos	ALT/P5P	Amylase	AST/P5P	hBA	Bicarbonate	Calcium	Chloride	Cholesterol	CK	Creatinine	Bilirubin-d	GGT	Glucose	Iron	Lipase	MG - XB	Phosphate	Potassium	SDH	Sodium	TIBC	∑ Bilirubin	Total Protein	Urea	Summary		
200432311																																						
200432312	■	■	■	■	■	■	■	■	■	■	■	■	■	■	■	■	■	■	■	■	■	■	■	■	■	■	■	■	■	■	■	■	■	■	■	0	/	35
200432401	■	■	■	■	■	■	■	■	■	■	■	■	■	■	↑	■	■	■	■	■	■	■	■	■	■	■	■	■	■	■	■	■	■	■	■	1	/	35
200432402	■	■	■	■	■	■	■	■	■	■	■	■	■	↑	■	■	■	■	■	■	■	■	■	■	■	■	■	■	■	↑	■	■	■	■	■	2	/	35
200432403	■	■	■	■	■	■	■	↑	■	■	■	■	■	■	■	■	■	■	■	■	■	■	■	■	■	■	↓	■	↓	■	■	■	■	■	■	3	/	35
200432404	■	■	■	■	■	■	■	■	■	■	■	■	■	↑	↑	■	■	■	■	■	■	■	■	■	■	■	■	■	■	↑	■	■	■	■	■	3	/	35
200432405	■	■	■	■	■	■	■	■	↑	■	■	■	■	↑	■	■	■	■	■	■	■	■	■	■	■	■	■	■	■	■	■	■	■	■	■	2	/	35
200432406	■	■	■	■	■	■	■	■	■	■	■	■	■	■	■	■	■	■	■	■	■	■	■	■	■	■	■	■	■	■	■	■	■	■	■	0	/	35
200432407	■	■	■	■	■	■	■	■	■	■	■	↑	■	↑	■	■	■	■	■	■	■	■	■	■	■	■	■	■	■	↑	■	■	■	■	■	3	/	35
200432408																																						
200432501	■	■	■	■	■	■	■	■	■	■	■	■	■	■	■	■	■	■	■	■	■	■	■	■	■	■	■	■	■	■	■	■	■	■	■	0	/	35
200432502																																						
200432503	■	■	■	■	■	■	■	↑	■	■	■	■	■	■	■	■	■	■	■	■	■	■	■	■	■	■	■	■	↓	■	■	■	■	■	■	2	/	35
200432504	■	■	■	■	■	■	↑	↑	■	■	■	■	■	■	■	■	■	■	■	■	■	■	■	■	■	■	■	■	↓	■	■	■	■	■	■	3	/	35
200432505																																						
200432506	■	■	■	■	■	■	■	■	■	■	■	■	■	↑	■	■	■	■	■	■	■	■	■	■	■	■	■	■	■	↑	■	■	■	■	■	2	/	35
200432507	■	■	■	■	■	■	■	■	■	■	■	■	■	↑	■	■	■	■	■	■	■	■	■	■	■	■	■	■	■	↑	■	■	■	■	■	2	/	35
200432508																																						
200432701																																						
200432702	↑	■	■	■	■	■	■	■	■	■	■	■	■	■	■	■	■	■	■	■	■	■	■	■	■	■	■	■	■	■	■	■	■	■	■	1	/	35
200432703																																						
200432704	■	■	■	■	■	■	■	■	■	■	■	■	■	■	■	■	■	■	■	■	■	■	■	■	■	■	■	■	■	■	■	■	■	■	■	0	/	35
200432705	■	■	■	■	■	■	■	■	■	■	■	■	■	■	■	■	■	■	■	↑	■	↑	■	■	■	■	■	■	■	■	■	■	■	■	■	2	/	35
200432706	■	■	■	■	■	■	■	■	■	■	■	■	■	■	■	■	■	↑	■	■	■	■	■	■	■	■	■	■	■	■	↑	■	■	■	■	2	/	35
200433001	■	■	■	■	■	■	■	■	■	■	■	■	■	↑	■	■	■	■	■	↑	■	■	■	■	■	■	↑	■	■	↑	■	■	■	■	■	4	/	35
200433002	■	■	■	■	■	■	■	■	■	■	■	■	■	■	■	■	■	■	■	■	■	■	■	■	■	■	■	■	■	■	■	■	■	■	■	0	/	35
200433003	■	■	■	■	■	■	■	■	■	■	■	■	■	↑	↑	■	■	■	■	■	■	■	■	■	■	■	■	■	■	■	■	■	■	■	■	2	/	35

■ In Comparison Range
↑/↓ Animal is above/below reference range
Blank rows indicate values that were missing

Chart F-5 (Page 6): Summary of Clinical Chemistry Data for Viagen Clone Progeny and Comparators (January 2005)

Animal_ID	A/G	Anion Gap	Globulin	Hemolysis	Icterus	Bilirubin-i	Lipemia	NaK	% Sat	Albumin-bulk	Alk Phos	ALT/P5P	Amylase	AST/P5P	hBA	Bicarbonate	Calcium	Chloride	Cholesterol	CK	Creatinine	Bilirubin-d	GGT	Glucose	Iron	Lipase	MG - XB	Phosphate	Potassium	SDH	Sodium	TIBC	∑ Bilirubin	Total Protein	Urea	Summary		
200433004																																						
200433005																																						
200433006																																						
200433007	■	■	■	■	■	■	■	■	■	■	■	■	■	■	■	■	■	■	■	■	■	■	■	■	■	■	■	■	↑	■	■	■	■	■	1	/	35
200433008																																						
200433009																																						
200433010	■	■	■	■	■	■	■	■	■	■	■	■	■	↑	■	■	■	■	■	■	■	■	■	■	■	■	■	■	↑	■	■	■	■	■	2	/	35
200433011	■	■	■	■	■	■	■	■	■	■	■	■	■	■	↑	■	■	■	■	■	■	■	■	■	■	■	■	■	■	■	■	■	■	■	1	/	35
200433201	■	■	■	■	■	■	■	■	■	■	■	■	■	■	■	■	■	■	■	■	■	■	■	■	■	■	■	■	■	■	■	■	■	■	0	/	35
200433202																																						
200433203	↑	■	■	■	■	■	■	■	■	■	■	■	■	■	■	■	■	■	■	■	■	■	■	■	■	■	■	■	↑	■	■	■	■	■	2	/	35
200433204	■	■	■	■	■	■	■	■	■	■	■	■	■	■	■	■	■	■	■	■	■	■	■	■	■	■	■	■	■	■	■	■	■	■	0	/	35
200433205	■	■	■	■	■	■	■	↑	■	■	■	■	■	■	■	■	■	■	■	■	■	■	■	■	■	■	■	■	↓	■	■	■	■	■	2	/	35
200433206	■	■	■	■	■	■	■	■	■	■	■	■	■	↑	■	■	■	■	■	■	■	■	■	■	■	■	■	■	■	■	■	■	■	■	1	/	35
200433207	■	↑	■	■	■	■	■	■	■	■	↑	■	■	■	↑	↓	■	■	■	■	■	■	■	↑	■	■	↑	■	■	■	■	■	■	■	↑	7	/	35
200433208	■	■	■	■	■	■	■	■	■	■	■	■	■	■	■	■	■	■	■	■	■	■	■	■	■	■	■	■	■	■	■	■	■	■	■	0	/	35
200433601	■	■	■	■	■	■	■	■	■	■	■	■	■	■	■	■	■	■	■	■	■	■	■	■	■	■	■	■	■	■	■	■	■	■	■	0	/	35
200433602	■	■	■	■	■	■	■	■	■	■	■	■	■	■	■	■	■	■	■	■	■	■	■	■	■	■	■	■	■	■	■	■	■	■	■	0	/	35
200433603	■	■	■	■	■	■	■	■	■	■	■	■	■	■	■	■	■	■	■	■	■	■	■	■	■	■	■	■	■	■	■	■	■	■	■	0	/	35
200433604	■	■	■	■	■	■	■	■	■	■	■	■	■	↑	■	■	■	■	■	■	■	■	■	■	■	■	■	■	■	■	■	■	■	■	■	1	/	35
200433605	■	■	■	■	■	■	■	■	■	■	■	■	■	■	■	■	■	■	■	■	■	■	■	■	■	■	■	■	■	■	■	■	■	■	■	0	/	35
200433701																																						
200433702																																						
200433703																																						
200433704																																						
200433705																																						
200433706																																						

■ In Comparison Range
↑/↓ Animal is above/below reference range
Blank rows indicate values that were missing

Chart F-5 (Page 7): Summary of Clinical Chemistry Data for Viagen Clone Progeny and Comparators (January 2005)

Animal_ID	A/G	Anion Gap	Globulin	Hemolysis	Icterus	Bilirubin-i	Lipemia	NaK	% Sat	Albumin-bulk	Alk Phos	ALT/P5P	Amylase	AST/P5P	hBA	Bicarbonate	Calcium	Chloride	Cholesterol	CK	Creatinine	Bilirubin-d	GGT	Glucose	Iron	Lipase	MG - XB	Phosphate	Potassium	SDH	Sodium	TIBC	∑ Bilirubin	Total Protein	Urea	Summary		
200433707																																						
200433708	↓	■	↑	■	■	■	■	■	■	↓	■	■	■	■	■	■	■	■	■	■	■	■	■	■	■	■	■	■	■	■	■	■	■	■	■	3	/	35
200433709	■	■	■	■	■	■	■	■	■	■	■	■	■	■	■	■	■	■	■	■	■	■	■	■	■	■	■	■	■	■	■	■	■	■	■	0	/	35
200433710	■	■	■	■	■	■	■	■	■	■	■	■	■	■	■	■	■	↑	■	■	■	■	■	■	■	■	■	■	■	■	■	■	■	■	■	1	/	35
200433711	■	■	■	■	■	■	■	↑	■	■	↑	■	■	■	■	■	■	■	■	■	■	■	■	■	■	■	■	■	■	■	■	■	■	■	■	2	/	35
200433712	■	■	■	■	■	■	■	↑	■	■	↑	■	■	■	■	■	■	■	■	■	■	■	■	■	■	■	■	■	■	■	■	■	■	■	■	2	/	35
200433801	■	■	■	■	■	■	■	■	■	■	■	■	■	↑	■	■	■	■	■	■	↑	■	■	■	■	■	■	■	■	■	■	■	■	■	■	2	/	35
200433802	■	■	■	■	■	■	■	■	■	■	■	■	■	■	■	■	■	■	■	■	■	■	■	■	■	■	■	■	■	■	■	■	■	■	■	0	/	35
200433803	■	■	■	■	■	■	■	■	■	■	■	■	■	■	■	■	■	■	■	↑	■	■	■	■	■	■	■	■	■	■	■	■	■	■	■	1	/	35
200433804	■	■	■	■	■	■	■	■	■	■	■	■	■	■	■	■	■	■	■	■	■	■	■	■	■	■	■	■	■	■	■	■	■	■	■	0	/	35
200433805																																						
200433806	■	■	■	■	■	■	■	■	■	■	■	■	■	■	■	■	■	■	■	↑	■	■	■	■	■	■	■	■	■	■	■	■	■	■	■	1	/	35
200433807	■	■	■	■	■	■	■	↑	■	■	■	■	■	■	↑	■	■	■	■	■	■	■	■	■	■	■	■	■	↓	■	■	■	■	■	■	3	/	35
200433808	■	■	■	■	■	■	■	■	■	■	■	■	■	■	■	■	■	■	■	■	■	■	■	■	■	■	■	■	■	■	■	■	■	■	■	0	/	35
200433809	■	■	■	■	■	■	■	■	■	■	■	■	■	■	■	■	■	■	■	■	■	■	■	■	■	■	■	■	■	■	■	■	■	■	■	0	/	35
200434101	■	■	■	■	■	■	■	■	■	■	■	■	■	■	■	■	■	■	■	■	■	■	■	■	■	■	■	■	■	■	■	■	■	■	■	0	/	35
200434102	■	■	■	■	■	■	■	↑	■	■	■	■	■	■	■	■	■	↑	■	■	■	■	■	■	■	■	■	■	■	■	■	■	■	■	■	2	/	35
200434103																																						
200434104	■	■	■	■	■	■	■	■	■	■	■	■	■	■	■	■	■	■	■	↑	■	■	■	■	■	■	■	■	■	■	■	■	■	■	■	1	/	35
200434105	■	■	■	■	■	■	■	■	■	■	■	■	■	↑	■	■	■	■	■	■	■	■	■	■	■	■	■	■	■	■	■	■	■	■	■	1	/	35
200434106																																						
200434107	■	■	■	■	■	■	■	■	■	■	■	■	■	■	■	■	↓	■	■	↑	■	■	■	■	■	■	■	■	■	■	■	■	■	■	■	2	/	35
200434108																																						
200434109	■	■	■	■	■	■	■	■	■	■	■	■	■	↑	■	■	■	■	■	■	■	■	■	■	■	■	■	■	■	■	■	■	■	■	■	1	/	35
200434110																																						
200434111	■	■	■	■	■	■	■	■	■	■	■	■	■	■	■	■	■	■	↓	■	■	■	■	■	■	■	■	■	■	■	■	■	■	■	■	1	/	35
200434112																																						

■ In Comparison Range
↑/↓ Animal is above/below reference range
Blank rows indicate values that were missing

Chart F-5 (Page 8): Summary of Clinical Chemistry Data for Viagen Clone Progeny and Comparators (January 2005)

Animal_ID	A/G	Anion Gap	Globulin	Hemolysis	Icterus	Bilirubin-i	Lipemia	NaK	% Sat	Albumin-bulk	Alk Phos	ALT/P5P	Amylase	AST/P5P	hBA	Bicarbonate	Calcium	Chloride	Cholesterol	CK	Creatinine	Bilirubin-d	GGT	Glucose	Iron	Lipase	MG - XB	Phosphate	Potassium	SDH	Sodium	TIBC	∑ Bilirubin	Total Protein	Urea	Summary
200434113	■	■	■	■	■	■	■	■	■	■	■	■	■	↑	■	■	■	■	■	■	■	■	■	■	■	■	■	■	■	↑	■	■	■	■	■	2 / 35
200434114																																				
200434115																																				
200434401	■	■	■	■	■	■	■	■	■	■	■	■	■	↑	■	■	■	■	■	■	■	■	■	■	■	■	■	■	■	↑	■	■	■	■	■	2 / 35
200434402	■	■	■	■	■	■	■	↑	■	■	■	■	■	■	■	■	■	■	■	■	■	↑	■	■	■	■	■	■	■	■	■	■	■	■	■	2 / 35
200434403	■	■	■	■	■	■	■	↑	■	■	■	■	■	■	■	■	■	■	■	■	■	■	■	■	■	■	■	■	■	■	■	■	■	■	■	1 / 35
200434501	■	■	■	■	■	■	■	■	■	■	■	■	■	↑	■	■	■	■	■	■	■	■	■	■	■	■	■	■	■	↑	■	■	■	■	■	2 / 35
200434502	■	■	■	■	■	■	■	■	■	■	■	■	■	■	■	■	■	■	■	■	■	■	■	■	■	■	■	■	■	■	■	■	■	■	■	0 / 35
200434503	■	↑	■	■	■	■	■	■	■	■	■	■	■	↑	■	■	■	■	■	■	■	■	■	■	■	■	↑	■	■	↑	■	■	■	■	■	4 / 35
200434504	■	■	■	■	■	■	■	■	■	■	■	■	■	■	■	■	■	■	■	■	■	■	■	■	■	■	■	■	■	■	■	■	■	■	■	0 / 35
200434505																																				
200434506																																				
200434507	■	■	■	■	■	■	■	■	■	■	■	■	■	↑	■	■	■	■	■	■	■	■	■	■	■	■	■	■	■	↑	■	■	■	■	■	2 / 35
200434508																																				
200434509	■	■	■	■	■	■	■	■	■	■	■	■	■	■	■	■	■	■	■	■	■	■	■	■	■	↑	■	■	■	■	■	■	■	■	■	1 / 35
200434510																																				
200434511	■	■	■	■	■	■	■	■	■	■	■	■	■	↑	■	■	■	■	■	↑	■	■	■	■	■	■	■	■	■	↑	■	■	■	■	■	3 / 35
200434512	■	■	■	■	■	■	■	■	■	■	↑	■	■	■	■	■	■	■	■	■	■	■	■	■	■	■	■	■	■	■	■	■	■	■	■	1 / 35
200434601	■	■	■	■	■	■	■	■	■	■	■	■	■	■	■	■	■	■	■	↑	■	■	■	■	■	■	■	■	■	■	■	■	■	■	■	1 / 35
200434602	■	■	■	■	■	■	■	■	■	■	■	■	■	■	■	■	■	■	■	↑	■	■	■	■	■	■	■	■	■	■	■	■	■	■	■	1 / 35
200434603	■	↑	■	■	■	■	■	■	■	■	■	■	■	↑	■	■	■	↓	■	↑	■	■	■	■	■	■	■	↑	■	↑	■	■	■	■	■	6 / 35
200434604	■	■	■	■	■	■	■	■	■	■	■	■	■	■	■	■	■	■	■	↑	■	■	■	■	■	↑	■	■	■	■	■	■	■	■	■	2 / 35
200434605	■	■	■	■	■	■	■	■	■	■	■	■	■	■	■	■	■	■	■	■	■	■	■	■	■	■	■	■	■	↑	■	■	■	■	■	1 / 35
200434606	■	■	■	■	■	■	■	■	■	■	■	↓	■	■	■	■	■	■	■	↑	■	■	■	■	■	■	■	■	■	■	■	■	■	↓	■	3 / 35
200434607	■	■	■	■	■	■	■	■	■	■	■	■	■	■	■	■	■	■	■	■	■	■	■	■	■	■	■	■	■	■	■	■	■	■	■	0 / 35
200434608	■	■	■	■	■	■	■	■	■	■	■	■	■	■	■	■	■	■	■	↑	■	■	■	■	■	■	■	■	■	↑	■	■	■	■	■	2 / 35
200435801	■	■	■	■	■	■	■	■	■	■	■	■	■	■	■	■	■	■	■	↑	■	■	■	■	■	■	■	■	■	■	■	■	■	■	■	1 / 35

■ In Comparison Range
↑/↓ Animal is above/below reference range
Blank rows indicate values that were missing

Chart F-5 (Page 9): Summary of Clinical Chemistry Data for Viagen Clone Progeny and Comparators (January 2005)

Animal_ID	A/G	Anion Gap	Globulin	Hemolysis	Icterus	Bilirubin-i	Lipemia	NaK	% Sat	Albumin-bulk	Alk Phos	ALT/P5P	Amylase	AST/P5P	hBA	Bicarbonate	Calcium	Chloride	Cholesterol	CK	Creatinine	Bilirubin-d	GGT	Glucose	Iron	Lipase	MG - XB	Phosphate	Potassium	SDH	Sodium	TIBC	∑ Bilirubin	Total Protein	Urea	Summary
200435802	■	■	■	■	■	■	■	■	■	■	■	■	■	■	■	■	■	↑	■	↑	■	■	■	■	■	■	■	■	■	■	■	■	■	■	■	2 / 35
200435803	■	■	■	■	■	■	■	↓	■	■	■	■	■	■	■	■	■	■	■	■	■	■	■	■	■	■	■	■	■	■	■	■	■	■	■	1 / 35
200436001	■	■	■	■	■	■	■	■	■	■	■	■	■	■	■	■	■	■	■	■	■	■	■	■	■	■	■	■	■	↑	■	■	■	■	■	1 / 35
200436002	■	■	■	■	■	■	■	■	■	■	■	■	■	■	■	■	■	■	↑	■	■	■	■	■	■	■	■	■	■	■	■	■	■	■	■	1 / 35
200436003	■	■	■	■	■	■	■	■	■	■	■	■	■	■	■	■	■	■	■	■	■	■	■	■	■	■	■	■	■	↑	■	■	■	■	■	1 / 35
200436004	■	■	■	■	■	■	■	■	■	■	■	■	■	■	■	■	■	■	■	■	■	■	■	■	■	■	■	■	■	■	■	■	■	■	■	0 / 35
200436005	■	■	■	■	■	■	■	■	■	■	■	■	■	■	■	■	■	■	■	■	■	■	■	■	■	■	■	■	■	■	■	■	■	■	■	0 / 35
200436006	■	■	■	■	■	■	■	■	■	■	■	■	■	■	■	■	■	■	■	■	■	■	■	■	■	■	■	■	■	■	■	■	■	■	■	0 / 35
200436007	■	■	■	■	■	■	■	■	■	■	■	■	■	■	■	■	■	■	■	■	■	■	■	■	■	■	■	■	■	■	■	■	■	■	■	0 / 35
200436008	↑	■	■	■	■	■	■	■	■	■	■	■	■	↑	■	■	■	■	■	■	■	■	■	■	■	■	■	■	■	↑	■	■	■	■	■	3 / 35
200436009	■	■	■	↑	■	■	■	■	■	■	■	■	■	■	■	■	■	■	↑	■	■	■	■	■	■	■	■	■	■	■	■	■	■	■	■	2 / 35
200436010	■	■	■	■	■	■	■	↑	■	■	■	■	■	■	■	■	■	■	■	↑	■	■	■	■	■	■	■	■	■	■	■	■	■	■	■	2 / 35
200436011	■	■	■	■	■	■	■	■	■	■	■	■	■	■	■	■	■	■	■	■	■	■	■	■	■	■	■	■	■	↑	■	■	■	■	■	1 / 35
200436012	■	■	■	■	■	■	■	■	■	■	■	■	■	■	■	■	■	■	■	■	■	■	■	■	■	■	■	■	■	■	■	■	■	■	↑	1 / 35
200436013	■	■	■	■	■	■	■	■	■	■	■	■	■	■	↑	■	■	■	■	■	■	■	■	■	■	■	■	■	■	■	■	■	■	■	■	1 / 35
200436014																																				
200436401	■	■	■	■	■	■	■	■	■	■	■	■	■	↑	■	■	■	■	■	■	■	■	■	■	■	■	■	■	■	↑	■	■	■	■	■	2 / 35
200436402	■	■	■	■	■	■	■	■	■	■	■	■	■	■	↑	■	■	■	■	↑	■	■	■	■	■	■	■	■	■	■	■	■	■	■	■	2 / 35
200436403	■	■	↑	■	■	■	■	↑	■	■	■	■	■	■	■	■	■	■	■	■	■	■	■	■	■	■	↓	■	■	■	■	■	■	↑	■	4 / 35
200436404	■	↑	■	■	■	■	■	↑	■	■	■	■	■	■	■	■	■	■	■	■	■	■	■	■	■	■	■	■	■	■	■	■	■	■	■	2 / 35
200436405	■	■	■	■	■	■	■	■	■	■	■	■	■	■	■	■	■	■	■	■	■	■	■	■	■	■	■	■	■	■	■	↓	■	■	■	1 / 35
200436601	■	■	■	■	■	■	■	↓	■	■	■	■	■	↑	■	■	■	■	■	■	■	■	■	■	■	■	■	■	■	■	■	■	■	■	■	2 / 35
200436602	■	■	■	■	■	■	■	■	■	■	■	■	■	■	■	■	■	↑	■	■	■	■	■	■	■	■	■	■	■	■	■	■	■	■	■	1 / 35
200436603	■	■	■	■	■	■	■	■	■	■	■	■	■	■	■	■	■	↑	■	■	■	■	■	■	■	■	■	■	■	■	■	■	■	■	■	1 / 35
200436604	■	■	■	■	■	■	■	■	■	■	■	■	■	↑	■	■	■	■	■	■	■	■	■	■	■	■	↑	■	■	↑	■	■	■	■	■	3 / 35
200436605																																				
200436606	■	■	■	■	■	■	■	■	■	■	■	■	■	■	■	■	■	■	■	■	■	■	■	■	■	■	■	■	■	■	■	■	■	■	■	0 / 35

■ In Comparison Range
↑/↓ Animal is above/below reference range
Blank rows indicate values that were missing

Chart F-5 (Page 10): Summary of Clinical Chemistry Data for Viagen Clone Progeny and Comparators (January 2005)

Animal_ID	A/G	Anion Gap	Globulin	Hemolysis	Icterus	Bilirubin-i	Lipemia	NaK	% Sat	Albumin-bulk	Alk Phos	ALT/P5P	Amylase	AST/P5P	hBA	Bicarbonate	Calcium	Chloride	Cholesterol	CK	Creatinine	Bilirubin-d	GGT	Glucose	Iron	Lipase	MG - XB	Phosphate	Potassium	SDH	Sodium	TIBC	∑ Bilirubin	Total Protein	Urea	Summary
200436607	■	■	■	■	■	■	■	■	■	■	■	■	■	■	■	■	■	■	■	■	■	■	■	■	■	■	■	■	■	■	■	■	■	■	■	0 / 35
200436608	■	↑	■	■	■	■	■	■	■	■	■	■	■	■	■	↓	■	■	■	■	■	■	■	■	■	■	■	■	■	■	■	■	■	■	■	2 / 35
200436609																																				
200436610	■	■	■	■	■	■	■	■	↓	■	■	■	■	■	■	■	■	■	■	■	■	■	■	■	■	■	■	■	■	■	■	■	■	■	■	1 / 35
200436611																																				
200436612	■	■	↑	■	■	■	■	■	■	■	■	■	■	■	■	■	■	■	■	■	■	■	■	■	■	■	■	■	■	■	■	■	■	■	■	1 / 35
200436901	■	■	■	■	■	■	■	■	■	■	■	■	■	↑	■	■	■	■	■	■	■	■	■	■	■	■	■	■	■	■	■	■	■	■	■	1 / 35
200436902	■	■	■	■	■	■	■	■	■	■	■	■	■	■	■	■	■	■	■	■	■	■	■	■	■	■	■	■	■	■	■	■	■	■	■	0 / 35
200436903	■	■	■	■	■	■	■	■	■	■	■	■	■	↑	■	■	■	■	■	■	■	■	■	■	■	■	■	■	■	↑	■	■	■	■	■	2 / 35
200436904																																				
200436905	■	■	■	■	■	■	■	■	■	■	■	■	■	■	■	■	■	■	■	■	■	■	■	■	■	■	■	■	■	↑	■	■	■	■	■	1 / 35
200436906																																				
200436907																																				
200436908																																				
200436909	■	■	■	■	■	■	■	■	■	■	■	■	■	■	■	■	■	■	■	■	■	■	■	■	■	■	■	■	■	↑	■	■	■	■	■	1 / 35
200436910																																				
200436911	■	■	■	■	■	■	■	■	■	■	■	■	■	■	■	■	■	■	■	■	■	■	■	■	■	■	■	■	■	■	■	■	■	■	■	0 / 35
200436912	■	■	■	■	■	■	■	■	■	■	■	■	■	■	■	■	■	■	■	■	■	■	■	■	■	■	■	■	■	■	■	■	■	■	■	0 / 35
200436913	■	■	■	■	■	■	■	■	■	■	■	■	■	■	■	■	■	■	■	■	■	■	■	■	■	■	↓	■	■	■	■	■	■	■	■	1 / 35
200437401	■	■	■	■	■	■	■	■	■	■	■	■	■	↑	■	■	■	■	■	■	■	■	■	■	■	■	■	■	■	↑	■	■	■	■	■	2 / 35
200437402	■	■	■	■	■	■	■	■	■	■	■	■	■	■	■	■	■	■	■	■	■	■	■	■	■	■	■	■	■	↑	■	■	■	■	■	1 / 35
200437403																																				
200437404	■	■	■	■	■	■	■	■	■	■	■	■	■	■	■	■	■	■	■	■	■	■	■	■	■	■	■	■	■	■	■	■	■	■	■	0 / 35
200437405																																				
200437406	■	■	■	■	■	■	■	■	■	■	■	■	■	■	■	■	■	■	■	■	■	■	■	■	■	■	■	■	■	■	■	■	■	■	■	0 / 35
200437407																																				
200437408	■	■	■	■	■	■	■	■	■	■	■	■	■	↑	■	■	■	■	■	■	■	■	■	■	■	■	■	■	■	■	■	■	■	■	■	1 / 35

■ In Comparison Range
↑/↓ Animal is above/below reference range
Blank rows indicate values that were missing

Chart F-5 (Page 11): Summary of Clinical Chemistry Data for Viagen Clone Progeny and Comparators (January 2005)

Animal_ID	A/G	Anion Gap	Globulin	Hemolysis	Icterus	Bilirubin-i	Lipemia	NaK	% Sat	Albumin-bulk	Alk Phos	ALT/P5P	Amylase	AST/P5P	hBA	Bicarbonate	Calcium	Chloride	Cholesterol	CK	Creatinine	Bilirubin-d	GGT	Glucose	Iron	Lipase	MG - XB	Phosphate	Potassium	SDH	Sodium	TIBC	∑ Bilirubin	Total Protein	Urea	Summary		
200437409																																						
200437410																																						
200437411																																						
200437501	■	■	■	■	■	■	■	↑	■	■	■	■	■	■	■	■	■	■	■	■	■	■	■	■	■	■	■	■	■	■	■	■	■	■	■	1	/	35
200437502	■	■	■	■	■	■	■	■	■	■	■	■	■	■	■	■	■	■	■	■	■	■	■	■	■	■	■	■	■	■	■	■	■	■	■	0	/	35
200437503																																						
200437504	■	■	■	■	■	■	■	■	■	■	■	■	■	■	■	■	■	■	■	■	■	■	■	■	■	■	■	■	■	■	■	■	■	■	■	0	/	35
200437505																																						
200437506	■	■	■	■	■	■	■	■	■	■	■	■	■	■	■	■	■	■	■	■	■	■	■	■	■	■	■	■	■	■	■	■	■	■	■	0	/	35
200437507																																						
200437508																																						
200437509	■	■	■	■	■	■	■	■	■	■	■	■	■	↑	■	■	■	■	■	■	■	■	■	■	■	■	■	■	■	↑	■	■	■	■	■	2	/	35
200437510	■	■	■	■	■	■	■	■	■	■	■	■	■	■	■	■	■	■	■	↑	■	■	■	■	■	■	■	■	■	■	■	■	■	■	■	1	/	35
200437801	■	■	■	■	■	■	■	■	■	■	■	■	■	↑	■	■	■	■	■	↑	■	■	■	■	■	■	■	■	■	↑	■	■	■	■	■	3	/	35
200437802	■	■	■	■	■	■	■	■	■	■	■	■	■	↑	■	■	■	■	■	↑	■	■	■	↑	■	■	■	■	■	■	■	↓	■	■	■	4	/	35
200437803	■	■	■	■	■	■	■	↑	■	■	■	■	■	■	■	■	■	■	■	■	■	■	■	■	■	■	↓	■	■	■	■	■	■	↓	■	3	/	35
200437804	■	■	■	■	■	■	■	■	■	■	■	■	■	■	■	■	■	■	■	↑	■	■	■	■	■	■	■	■	■	■	■	■	■	■	■	1	/	35
200438101	■	■	■	■	■	■	■	■	■	■	■	↑	■	■	■	■	■	↑	■	■	■	■	■	■	■	■	■	■	■	■	■	■	■	■	■	2	/	35
200438102	■	■	■	■	■	■	■	■	■	■	■	■	■	■	■	■	■	↑	■	■	■	■	■	■	■	■	■	■	■	■	■	■	■	■	■	1	/	35
200438103																																						
200438104	■	■	■	■	■	■	■	↑	■	■	■	■	■	■	■	■	■	■	■	■	■	■	■	■	■	■	■	■	■	■	■	■	■	■	■	1	/	35
200438105	■	■	■	■	■	■	■	■	■	■	■	■	■	■	■	■	■	■	■	■	■	■	■	■	■	■	■	■	■	■	■	■	■	■	■	0	/	35
200438106	■	■	■	■	■	■	■	■	■	■	■	↑	■	■	■	■	■	↑	■	■	■	■	■	■	■	■	■	■	■	■	■	■	■	■	■	2	/	35
200438107	■	■	■	■	■	■	■	■	■	■	■	■	■	■	■	■	■	■	■	■	■	■	■	■	■	■	■	■	■	■	■	■	■	■	■	0	/	35
200438601																																						
200438602	■	■	■	■	■	■	■	■	■	■	■	■	■	■	■	■	■	■	■	■	■	■	■	■	■	■	■	■	■	■	■	■	■	■	■	0	/	35
200438603	■	■	■	■	■	■	■	■	■	■	■	■	↑	■	■	■	■	■	■	■	■	■	■	■	■	■	■	■	■	■	■	■	■	■	■	1	/	35

■ In Comparison Range
↑/↓ Animal is above/below reference range
Blank rows indicate values that were missing

Chart F-5 (Page 12): Summary of Clinical Chemistry Data for Viagen Clone Progeny and Comparators (January 2005)

Animal_ID	A/G	Anion Gap	Globulin	Hemolysis	Icterus	Bilirubin-i	Lipemia	NaK	% Sat	Albumin-bulk	Alk Phos	ALT/P5P	Amylase	AST/P5P	hBA	Bicarbonate	Calcium	Chloride	Cholesterol	CK	Creatinine	Bilirubin-d	GGT	Glucose	Iron	Lipase	MG - XB	Phosphate	Potassium	SDH	Sodium	TIBC	∑ Bilirubin	Total Protein	Urea	Summary
200438604	■	↑	■	■	■	■	■	■	■	■	■	■	■	↑	■	↓	■	■	■	■	■	■	■	■	■	■	■	■	■	↑	■	■	■	■	■	4 / 35
200438605	■	■	■	■	■	■	■	■	■	■	■	↑	■	↑	■	■	■	■	■	■	■	↑	■	■	■	↑	↑	↑	■	↑	■	■	■	■	■	7 / 35
200438606	■	■	■	■	■	■	■	↑	■	■	■	■	■	■	■	■	■	■	■	■	■	■	■	■	■	■	■	■	■	■	■	■	■	■	■	1 / 35
200438607	■	■	■	■	■	■	■	■	■	■	■	■	■	■	■	■	■	■	■	↑	■	■	■	■	■	■	■	■	■	■	■	■	■	■	■	1 / 35
200438608	■	■	↑	■	■	■	■	■	■	■	■	■	■	■	■	■	■	■	■	■	■	■	■	■	■	■	■	■	■	■	■	■	■	■	■	1 / 35
200438609	■	■	■	■	■	■	■	■	■	■	■	■	■	■	■	■	■	■	■	↑	■	■	■	■	■	■	■	■	■	■	■	↑	■	■	■	2 / 35
200438610	■	■	■	■	■	■	■	■	■	■	■	↑	↑	↑	■	■	■	■	■	↑	■	■	■	■	■	■	■	■	■	■	■	■	■	■	■	4 / 35
200438611	■	■	■	■	■	■	■	■	↓	↓	■	■	■	■	■	■	↓	■	■	■	■	■	■	■	↓	■	↓	■	■	■	■	↓	■	■	■	6 / 35
200439501	■	■	■	■	■	■	■	■	■	■	■	↑	■	↑	■	■	■	■	■	■	■	■	■	■	■	■	■	■	■	■	■	■	■	■	■	2 / 35
200439502	■	■	■	■	■	■	■	■	■	■	■	■	■	↑	↑	■	■	■	■	■	■	■	■	■	■	■	■	■	■	■	■	■	■	■	■	2 / 35
200439503	■	■	■	■	■	■	■	↓	■	■	■	↑	■	↑	■	■	■	■	■	■	■	■	■	■	■	■	↑	■	↑	↑	■	■	■	■	■	6 / 35
200439504	■	■	■	■	■	■	■	■	■	■	■	■	■	↑	■	■	■	■	■	■	■	■	■	■	■	■	↑	■	■	↑	■	■	■	■	■	3 / 35
200439505	■	■	■	■	■	■	■	■	■	■	■	■	■	↑	■	■	■	■	■	■	■	■	■	■	■	■	■	■	■	■	■	■	■	■	■	1 / 35
Summary	7 / 241	11 / 241	9 / 241	5 / 241	0 / 241	0 / 241	1 / 241	34 / 241	3 / 241	5 / 241	11 / 241	14 / 241	2 / 241	59 / 241	17 / 241	4 / 241	5 / 241	10 / 241	5 / 241	29 / 241	2 / 241	5 / 241	2 / 241	8 / 241	3 / 241	6 / 241	18 / 241	2 / 241	10 / 241	53 / 241	3 / 241	8 / 241	0 / 241	10 / 241	4 / 241	

■ In Comparison Range
↑/↓ Animal is above/below reference range
Blank rows indicate values that were missing

Chart F-6 (Page 1): Summary of Hematology Data for Viagen Clone Progeny and Comparators (January 2005)

Animal_ID	Retic abs	Basophils	Eosinophils	Hemoglobin	Hematocrit	LUC	Lymphocytes	MCH	MCHC	MCV	Monocytes	MPV	Platelets	RBC	RDW	Retic	Seg Neut	WBC	Summary		
200430601																					
200430602	■	■	■	■	↑	↑	■	■	■	■	■	■	■	■	■	■	■	■	2	/	18
200430603	■	■	■	■	■	■	■	■	■	■	■	■	■	■	■	■	■	■	0	/	18
200430604																					
200430605																					
200430606																					
200430607																					
200430608	■	■	■	■	■	■	■	■	■	■	■	■	■	↑	↑	■	■	■	2	/	18
200430609																					
200430610	■	■	■	■	■	■	■	■	■	■	■	■	↑	■	↑	■	↑	↑	4	/	18
200430611	■	■	■	■	■	■	■	■	↓	■	■	■	■	■	↑	■	■	■	2	/	18
200430701	■	■	■	↑	↑	■	■	■	■	■	■	■	■	↑	■	■	■	■	3	/	18
200430702	■	■	■	■	■	■	■	■	■	■	■	■	■	■	↑	■	■	■	1	/	18
200430703																					
200430704																					
200430705																					
200430706																					
200430707																					
200430708																					
200430709																					
200430710																					
200430711																					
200430801	■	■	■	■	■	■	■	■	■	■	■	■	■	■	■	■	↑	■	1	/	18
200430802																					
200430803																					
200430804																					
200430805																					
200430901																					
200430902																					
200430903																					
200430904																					
200430905																					
200430906																					
200431001																					
200431002	↑	■	■	■	■	■	■	■	■	■	■	■	■	■	■	■	■	■	1	/	18
200431003																					
200431004	■	■	↑	■	■	■	■	■	■	■	■	■	■	■	■	■	■	■	1	/	18
200431005	■	■	■	↑	↑	■	■	■	■	■	■	■	■	■	■	■	■	■	2	/	18
200431006																					
200431007	■	■	■	■	■	■	■	■	■	■	■	■	■	■	■	■	↑	■	1	/	18

■ In Comparison Range
↑/↓ Animal is above/below reference range
Blank rows indicate values that were missing

Chart F-6 (Page 2): Summary of Hematology Data for Viagen Clone Progeny and Comparators (January 2005)

Animal_ID	Retic abs	Basophils	Eosinophils	Hemoglobin	Hematocrit	LUC	Lymphocytes	MCH	MCHC	MCV	Monocytes	MPV	Platelets	RBC	RDW	Retic	Seg Neut	WBC	Summary		
200431008																					
200431009																					
200431010	■	■	■	■	■	■	■	■	■	■	■	■	■	■	■	■	■	■	0	/	18
200431011																					
200431012	■	■	■	■	■	■	■	■	■	■	■	■	■	■	■	■	■	■	0	/	18
200431013																					
200431401																					
200431402	■	■	■	■	■	↑	■	■	■	■	■	■	■	■	■	■	■	■	1	/	18
200431403																					
200431404																					
200431405																					
200431406																					
200431407																					
200431408																					
200431409	■	■	■	■	■	■	■	■	■	■	■	■	■	■	■	■	■	■	0	/	18
200431410	■	■	■	■	■	■	■	■	■	■	■	■	■	↑	■	■	■	■	1	/	18
200431411																					
200431501																					
200431502																					
200431503	■	■	■	■	■	■	■	■	■	■	■	■	■	■	■	■	■	■	0	/	18
200431504																					
200431505																					
200431506	■	■	■	■	■	■	■	■	■	■	■	■	■	■	■	■	■	■	0	/	18
200431601	■	■	■	■	■	■	■	■	■	■	■	■	■	■	■	■	■	■	0	/	18
200431602	■	■	■	■	■	↑	■	■	↓	■	■	■	■	■	■	■	↑	■	3	/	18
200431603	■	■	■	■	■	↑	■	■	■	■	■	■	■	■	■	■	■	■	1	/	18
200431604																					
200431605	↑	■	■	■	■	↑	■	■	■	■	■	■	■	■	■	■	■	■	2	/	18
200431606																					
200431607																					
200431608																					
200431609																					
200431610																					
200431701	↑	■	■	■	■	↑	■	■	■	■	■	■	■	■	■	↑	■	■	3	/	18
200431702	■	■	↑	■	■	↑	■	■	■	■	■	■	■	■	■	■	■	■	2	/	18
200431703																					
200431704																					
200431705																					
200431706																					
200431707																					

■ In Comparison Range
↑/↓ Animal is above/below reference range
Blank rows indicate values that were missing

Chart F-6 (Page 3): Summary of Hematology Data for Viagen Clone Progeny and Comparators (January 2005)

Animal_ID	Retic abs	Basophils	Eosinophils	Hemoglobin	Hematocrit	LUC	Lymphocytes	MCH	MCHC	MCV	Monocytes	MPV	Platelets	RBC	RDW	Retic	Seg Neut	WBC	Summary		
200431708	■	■	■	■	■	■	■	■	■	■	■	■	■	■	■	■	■	■	0	/	18
200432001	■	■	■	■	■	■	■	■	■	■	■	■	■	■	■	■	■	■	0	/	18
200432002																					
200432003	↑	■	■	■	■	■	■	■	■	■	■	■	■	■	■	↑	■	■	2	/	18
200432004																					
200432005	■	■	■	■	■	■	■	■	■	■	■	■	■	■	■	■	■	■	0	/	18
200432006																					
200432007	■	■	■	■	■	↑	■	■	■	■	■	■	■	■	■	■	■	■	1	/	18
200432008	■	■	■	■	■	■	■	■	■	■	■	■	■	■	■	■	■	■	0	/	18
200432101																					
200432102	■	■	■	■	■	■	■	■	■	■	■	■	■	■	■	■	■	■	0	/	18
200432103																					
200432104	■	■	■	■	■	■	■	■	■	■	■	■	■	■	■	■	↑	↑	2	/	18
200432105																					
200432106																					
200432107																					
200432108																					
200432109																					
200432301																					
200432302																					
200432303																					
200432304	■	■	■	■	■	■	■	■	↓	■	■	■	↑	■	↓	■	■	■	3	/	18
200432305																					
200432306	■	■	■	■	■	■	■	■	↑	↓	■	■	↑	■	↓	■	■	■	4	/	18
200432307																					
200432308																					
200432309																					
200432310																					
200432311																					
200432312	■	■	■	■	■	■	■	■	■	■	■	■	■	■	■	■	■	■	0	/	18
200432401	■	■	■	■	■	↑	■	■	■	■	■	■	■	■	■	■	■	■	1	/	18
200432402																					
200432403	■	■	■	■	■	■	■	■	■	■	■	■	■	■	■	■	■	■	0	/	18
200432404																					
200432405																					
200432406																					
200432407	■	■	■	■	■	■	■	■	■	■	■	■	■	■	■	■	■	■	0	/	18
200432408																					
200432501																					
200432502																					

■ In Comparison Range
↑/↓ Animal is above/below reference range
Blank rows indicate values that were missing

Chart F-6 (Page 4): Summary of Hematology Data for Viagen Clone Progeny and Comparators (January 2005)

Animal_ID	Retic abs	Basophils	Eosinophils	Hemoglobin	Hematocrit	LUC	Lymphocytes	MCH	MCHC	MCV	Monocytes	MPV	Platelets	RBC	RDW	Retic	Seg Neut	WBC	Summary		
200432503																					
200432504	■	■	■	■	■	■	■	■	■	■	■	■	■	■	■	■	↑	■	1	/	18
200432505																					
200432506	↑	■	■	■	■	■	■	■	■	■	■	■	■	■	■	↑	■	■	2	/	18
200432507	■	■	■	■	↑	■	■	■	■	■	■	■	■	↑	■	■	■	■	2	/	18
200432508																					
200432701																					
200432702																					
200432703																					
200432704																					
200432705																					
200432706																					
200433001	■	■	■	■	↑	■	■	■	■	■	■	■	■	↑	■	■	■	■	2	/	18
200433002	■	■	■	■	■	■	■	■	■	■	■	■	■	↑	■	■	■	■	1	/	18
200433003	■	■	■	■	■	↑	■	■	■	■	■	■	■	■	■	■	■	■	1	/	18
200433004																					
200433005																					
200433006																					
200433007	■	■	■	■	■	■	■	■	■	■	■	■	■	■	■	■	■	■	0	/	18
200433008																					
200433009																					
200433010	■	■	■	■	■	■	■	■	■	■	■	■	■	■	■	■	↑	■	1	/	18
200433011	■	■	■	■	■	■	■	■	■	■	■	■	■	■	■	■	■	■	0	/	18
200433201																					
200433202	■	■	■	■	■	■	■	■	■	■	■	■	■	■	■	■	■	■	0	/	18
200433203	■	■	■	■	■	■	■	■	■	■	■	■	■	■	■	■	■	■	0	/	18
200433204	■	■	■	■	■	■	■	■	■	■	■	■	■	↑	■	■	■	■	1	/	18
200433205																					
200433206																					
200433207																					
200433208	■	■	■	■	■	■	■	■	■	■	■	■	■	■	■	■	■	■	0	/	18
200433601																					
200433602																					
200433603																					
200433604																					
200433605																					
200433701																					
200433702																					
200433703																					
200433704																					

■ In Comparison Range
↑/↓ Animal is above/below reference range
Blank rows indicate values that were missing

Chart F-6 (Page 5): Summary of Hematology Data for Viagen Clone Progeny and Comparators (January 2005)

Animal_ID	Retic abs	Basophils	Eosinophils	Hemoglobin	Hematocrit	LUC	Lymphocytes	MCH	MCHC	MCV	Monocytes	MPV	Platelets	RBC	RDW	Retic	Seg Neut	WBC	Summary		
200433705																					
200433706																					
200433707																					
200433708	■	■	■	■	■	■	■	■	↑	↓	■	■	■	■	■	■	■	■	2	/	18
200433709	■	■	■	■	■	■	■	■	■	■	■	■	■	■	■	■	■	■	0	/	18
200433710																					
200433711																					
200433712	■	■	■	■	■	■	■	■	■	■	■	■	■	■	■	■	■	■	0	/	18
200433801	■	■	■	■	■	■	■	■	■	■	■	■	■	↑	↑	■	■	■	2	/	18
200433802	■	■	■	■	■	■	■	■	■	■	■	■	■	■	■	■	■	■	0	/	18
200433803																					
200433804																					
200433805																					
200433806	■	■	■	■	■	■	■	■	■	■	■	■	■	■	■	■	↑	■	1	/	18
200433807																					
200433808																					
200433809																					
200434101	■	■	■	■	■	■	■	■	■	■	■	■	■	■	■	■	■	■	0	/	18
200434102	■	■	■	■	■	■	■	■	↑	■	■	■	■	■	■	■	■	■	1	/	18
200434103																					
200434104	■	■	■	■	■	■	■	■	■	■	■	■	■	■	■	■	■	■	0	/	18
200434105	■	■	■	■	■	■	■	■	■	■	■	■	■	■	■	■	■	■	0	/	18
200434106																					
200434107	■	■	■	■	↑	■	■	■	■	■	■	■	■	■	■	■	↑	↑	3	/	18
200434108																					
200434109	■	■	■	■	■	■	■	■	■	■	■	■	■	■	■	■	■	■	0	/	18
200434110																					
200434111	■	■	■	■	■	■	■	■	■	■	↑	■	■	■	■	■	■	■	1	/	18
200434112																					
200434113	■	■	■	■	■	■	■	■	■	■	■	■	■	■	■	■	■	■	0	/	18
200434114																					
200434115																					
200434401																					
200434402																					
200434403																					
200434501	■	■	■	■	■	■	■	■	■	■	■	■	■	■	■	■	■	■	0	/	18
200434502	■	■	↑	■	■	■	■	■	■	■	■	■	■	■	■	■	■	■	1	/	18
200434503	■	■	■	■	■	■	■	■	■	■	■	■	■	■	■	■	■	■	0	/	18
200434504	■	■	■	■	■	■	■	■	■	■	■	■	■	■	■	■	■	■	0	/	18
200434505																					

■ In Comparison Range
↑/↓ Animal is above/below reference range
Blank rows indicate values that were missing

Chart F-6 (Page 6): Summary of Hematology Data for Viagen Clone Progeny and Comparators (January 2005)

Animal_ID	Retic abs	Basophils	Eosinophils	Hemoglobin	Hematocrit	LUC	Lymphocytes	MCH	MCHC	MCV	Monocytes	MPV	Platelets	RBC	RDW	Retic	Seg Neut	WBC	Summary		
200434506																					
200434507																					
200434508																					
200434509	■	■	■	■	■	■	■	■	■	■	■	■	■	■	■	■	■	■	0	/	18
200434510																					
200434511	■	■	■	■	■	■	■	■	↓	■	■	■	■	■	■	■	■	■	1	/	18
200434512																					
200434601																					
200434602	■	■	■	■	■	■	■	■	■	■	■	■	■	■	■	■	■	■	0	/	18
200434603	■	■	↑	■	■	■	■	■	■	■	■	■	■	■	■	■	■	■	1	/	18
200434604	■	■	■	■	■	↑	■	■	↑	■	■	■	■	■	■	■	■	■	2	/	18
200434605	■	■	■	■	■	■	■	■	■	■	■	■	■	↑	■	■	■	■	1	/	18
200434606	■	■	■	■	■	■	■	■	↓	■	■	■	■	↑	■	■	■	■	2	/	18
200434607	■	■	■	■	■	■	■	■	■	■	■	■	■	■	■	■	■	■	0	/	18
200434608	■	■	■	■	■	■	■	■	■	■	■	■	■	■	■	■	■	■	0	/	18
200435801	■	■	■	■	■	■	■	■	■	■	■	■	■	■	■	■	■	■	0	/	18
200435802																					
200435803	■	■	■	■	■	■	■	■	■	■	■	■	■	↑	■	■	■	■	1	/	18
200436001	■	■	■	■	■	■	■	■	■	■	■	■	■	■	■	■	■	■	0	/	18
200436002	■	■	■	■	■	■	■	■	■	■	■	■	■	↑	■	■	■	■	1	/	18
200436003	■	■	■	■	■	■	■	■	■	■	■	■	■	■	■	■	■	■	0	/	18
200436004	■	■	■	■	■	■	■	■	■	■	■	■	■	■	■	■	■	■	0	/	18
200436005	■	■	■	■	■	↑	■	■	■	■	■	■	■	■	■	■	■	■	1	/	18
200436006	■	■	■	■	■	■	■	■	■	■	■	■	■	■	■	■	■	■	0	/	18
200436007	■	■	■	■	■	■	■	■	■	■	■	■	■	■	■	■	■	■	0	/	18
200436008	■	■	■	↑	↑	■	■	■	■	■	■	■	■	↑	■	■	■	■	3	/	18
200436009																					
200436010																					
200436011																					
200436012																					
200436013	■	■	■	■	■	■	■	■	■	■	■	■	■	↑	■	■	■	■	1	/	18
200436014																					
200436401	■	■	■	■	■	■	■	■	■	■	■	■	■	■	■	■	■	■	0	/	18
200436402																					
200436403	■	■	■	■	■	↑	■	■	■	■	■	■	■	■	■	■	↑	■	2	/	18
200436404	■	■	■	■	■	■	■	■	■	■	■	■	■	■	■	■	■	■	0	/	18
200436405																					
200436601	■	■	■	■	↑	■	■	■	■	■	■	■	■	■	■	■	■	■	1	/	18
200436602	■	■	■	■	■	■	■	■	■	■	■	■	■	■	■	■	■	■	0	/	18
200436603	■	■	■	■	■	■	■	■	■	■	■	■	■	■	■	■	■	■	0	/	18

■ In Comparison Range
↑/↓ Animal is above/below reference range
Blank rows indicate values that were missing

Chart F-6 (Page 7): Summary of Hematology Data for Viagen Clone Progeny and Comparators (January 2005)

Animal_ID	Retic abs	Basophils	Eosinophils	Hemoglobin	Hematocrit	LUC	Lymphocytes	MCH	MCHC	MCV	Monocytes	MPV	Platelets	RBC	RDW	Retic	Seg Neut	WBC	Summary		
200436604	■	■	■	■	↑	↑	■	■	■	■	■	■	■	■	■	■	■	■	2	/	18
200436605																					
200436606	■	■	■	■	■	■	■	■	■	■	■	■	■	■	■	■	■	■	0	/	18
200436607	■	■	■	■	■	■	■	■	■	■	■	■	■	■	■	■	↑	■	1	/	18
200436608	■	■	■	■	■	↑	■	■	■	■	■	■	■	■	↑	■	↑	■	3	/	18
200436609																					
200436610	■	■	■	■	■	↑	■	■	■	■	■	■	■	■	■	■	↑	■	2	/	18
200436611																					
200436612	■	■	■	■	■	■	■	■	■	■	■	■	■	■	■	■	↑	■	1	/	18
200436901	■	■	■	■	↑	■	■	■	■	■	■	■	■	↑	■	■	■	■	2	/	18
200436902	■	■	■	■	■	■	■	■	■	■	■	■	■	■	■	■	■	■	0	/	18
200436903	■	■	■	■	■	■	■	■	■	■	■	■	■	■	■	■	■	■	0	/	18
200436904																					
200436905	■	■	■	■	■	■	■	■	■	■	■	■	■	↑	■	■	■	■	1	/	18
200436906																					
200436907																					
200436908																					
200436909																					
200436910																					
200436911																					
200436912	■	■	↑	■	■	■	■	■	■	■	■	■	■	■	■	■	■	■	1	/	18
200436913	■	■	■	■	■	■	■	■	■	■	■	■	■	■	■	■	■	■	0	/	18
200437401	■	■	■	■	■	■	■	■	↑	■	■	■	■	■	■	■	■	■	1	/	18
200437402	■	■	■	■	■	■	■	■	■	■	■	■	■	■	■	■	■	■	0	/	18
200437403																					
200437404																					
200437405																					
200437406	■	■	■	■	■	■	■	■	■	■	■	■	■	■	■	■	■	■	0	/	18
200437407																					
200437408	■	■	■	■	■	■	■	■	■	■	■	■	■	■	■	■	■	■	0	/	18
200437409																					
200437410																					
200437411																					
200437501	■	■	■	■	■	■	■	■	■	■	■	■	■	■	■	■	■	■	0	/	18
200437502	■	■	■	■	■	■	■	■	■	■	■	■	■	■	■	■	■	■	0	/	18
200437503																					
200437504																					
200437505																					
200437506																					
200437507																					

■ In Comparison Range
↑/↓ Animal is above/below reference range
Blank rows indicate values that were missing

Chart F-6 (Page 8): Summary of Hematology Data for Viagen Clone Progeny and Comparators (January 2005)

Animal_ID	Retic abs	Basophils	Eosinophils	Hemoglobin	Hematocrit	LUC	Lymphocytes	MCH	MCHC	MCV	Monocytes	MPV	Platelets	RBC	RDW	Retic	Seg Neut	WBC	Summary		
200437508																					
200437509	■	■	■	↑	↑	■	■	■	■	■	■	■	■	↑	■	■	↑	■	4	/	18
200437510	■	■	■	■	■	■	■	■	■	■	■	■	■	■	■	■	↑	■	1	/	18
200437801																					
200437802																					
200437803	■	■	■	■	■	■	■	■	■	■	■	■	■	■	■	■	■	■	0	/	18
200437804	■	■	■	■	■	■	■	■	■	■	■	■	■	■	■	■	↑	■	1	/	18
200438101	■	■	■	■	■	■	■	■	■	■	■	■	■	■	■	■	■	■	0	/	18
200438102	■	■	■	■	■	■	■	■	■	■	■	■	■	■	■	■	■	■	0	/	18
200438103																					
200438104	■	■	■	■	■	■	■	■	■	■	■	■	■	■	■	■	■	■	0	/	18
200438105	■	■	■	■	■	■	■	■	■	■	■	■	■	■	■	■	■	■	0	/	18
200438106	■	■	■	■	■	■	■	■	■	■	■	■	■	■	■	■	■	■	0	/	18
200438107																					
200438601																					
200438602	■	■	■	■	■	■	■	■	■	■	■	■	■	↑	■	■	■	■	1	/	18
200438603	■	■	■	■	■	■	■	■	■	■	■	■	■	■	↓	■	■	■	1	/	18
200438604	■	■	■	■	■	■	■	■	■	■	■	■	■	■	■	■	■	■	0	/	18
200438605	■	■	■	■	■	■	■	■	↑	■	■	■	■	■	■	■	■	■	1	/	18
200438606	■	■	↑	■	■	■	■	■	■	■	■	■	■	■	■	■	■	■	1	/	18
200438607	■	■	■	■	■	↑	■	■	■	■	■	■	■	■	■	■	↑	■	2	/	18
200438608	■	■	■	■	■	↑	■	■	■	■	■	■	■	■	■	■	↑	↑	3	/	18
200438609	■	■	■	■	■	■	■	■	■	■	■	■	■	■	■	■	■	■	0	/	18
200438610	■	■	■	■	■	■	■	■	■	■	■	■	■	■	■	■	↑	■	1	/	18
200438611	■	■	■	■	■	■	■	■	■	■	■	■	↑	■	■	■	↑	↑	3	/	18
200439501	■	■	■	■	■	↑	■	■	■	■	■	■	■	↑	↑	■	■	■	3	/	18
200439502	■	■	■	■	■	■	■	■	■	■	■	■	■	■	■	■	■	■	0	/	18
200439503	■	■	■	■	■	■	■	■	■	■	■	■	■	■	■	■	■	■	0	/	18
200439504	■	■	■	■	■	■	■	■	■	■	■	■	■	■	■	■	■	■	0	/	18
200439505	■	■	■	■	■	■	■	■	■	■	■	■	■	■	↑	■	■	■	1	/	18
Summary	5 / 138	0 / 138	6 / 138	4 / 138	11 / 138	19 / 138	0 / 138	0 / 138	11 / 138	2 / 138	1 / 138	0 / 138	4 / 138	19 / 138	11 / 138	3 / 138	21 / 138	5 / 138			

■ In Comparison Range
↑/↓ Animal is above/below reference range
Blank rows indicate values that were missing

Chart F-7 (Page 1): Summary of Urinalysis Data for Viagen Clone Progeny and Comparators

Animal_ID	Treatment	Blood	pH	Protein	Blood	pH	Protein	Summary		
200430501	Control	0	8	0.3	■	■	■	0	/	3
200430502	Control	0	8	1	■	■	■	0	/	3
200430503	Control	0	7	0.1	■	↓	■	1	/	3
200430504	Control	0	7.5	0.1	■	■	■	0	/	3
200430506	Control	0	8	1	■	■	■	0	/	3
200430507	Control	0	7	1	■	↓	■	1	/	3
200430508	Control	0	6	0.3	■	↓	■	1	/	3
200430509	Control	80	8	1	↑	■	■	1	/	3
200430510	Control	0	8	3	■	■	■	0	/	3
200431801	Control	0	8	3	■	■	■	0	/	3
200431802	Control	0	8	0.1	■	■	■	0	/	3
200431803	Control	0	8	0.3	■	■	■	0	/	3
200431804	Control	0	7	3	■	↓	■	1	/	3
200431805	Control	0	8	0.1	■	■	■	0	/	3
200432601	Control	0	6.5	1	■	↓	■	1	/	3
200432602	Control	0	8	0.3	■	■	■	0	/	3
200432604	Control	10	6.5	0.3	↑	↓	■	2	/	3
200432607	Control	0	8	3	■	■	■	0	/	3
200432609	Control	0	8	0.1	■	■	■	0	/	3
200432610	Control	10	8	0.1	↑	■	■	1	/	3
200432901	Control	0	8	0.3	■	■	■	0	/	3
200432904	Control	0	8	3	■	■	■	0	/	3
200432906	Control	200	7	3	↑	↓	■	2	/	3
200432907	Control	0	8	1	■	■	■	0	/	3
200432909	Control	0	8	3	■	■	■	0	/	3
200432911	Control	0	8	0.1	■	■	■	0	/	3
200432913	Control	25	6	1	↑	↓	■	2	/	3
200433301	Control	0	8	0.1	■	■	■	0	/	3
200433302	Control	0	7.5	0.1	■	■	■	0	/	3
200433303	Control	0	8	0.3	■	■	■	0	/	3
200433306	Control	0	8	0.1	■	■	■	0	/	3
200433307	Control	0	7.5	0.1	■	■	■	0	/	3
200433401	Control	0	8	0.3	■	■	■	0	/	3
200433402	Control	0	7.5	1	■	■	■	0	/	3
200433403	Control	0	8	0.3	■	■	■	0	/	3
200433404	Control	0	8	0.3	■	■	■	0	/	3
200433405	Control	0	8	1	■	■	■	0	/	3
200433406	Control	0	7.5	1	■	■	■	0	/	3
200433408	Control	10	8	0.1	↑	■	■	1	/	3
200433409	Control	0	7.5	0.3	■	■	■	0	/	3

■ In Comparison Range
↑/↓ Animal is above/below reference range
Blank rows indicate values that were missing

Chart F-7 (Page 2): Summary of Urinalysis Data for Viagen Clone Progeny and Comparators

Animal_ID	Treatment	Blood	pH	Protein	Blood	pH	Protein	Summary		
200433501	Control	25	7.5	0.1	↑	■	■	1	/	3
200433502	Control	0	8	0.3	■	■	■	0	/	3
200433503	Control	0	7.5	0.3	■	■	■	0	/	3
200433504	Control	0	7.5	1	■	■	■	0	/	3
200433505	Control	0	8	0.3	■	■	■	0	/	3
200433506	Control	0	7.5	0.3	■	■	■	0	/	3
200433507	Control	200	7.5	1	↑	■	■	1	/	3
200433510	Control	0	7	0.1	■	↓	■	1	/	3
200433511	Control	0	8	0.1	■	■	■	0	/	3
200433512	Control	10	8	0.3	↑	■	■	1	/	3
200434001	Control	0	8	0.1	■	■	■	0	/	3
200434003	Control	0	8	3	■	■	■	0	/	3
200434004	Control	200	8	1	↑	■	■	1	/	3
200434005	Control	0	8	0	■	■	■	0	/	3
200434006	Control	200	6.5	1	↑	↓	■	2	/	3
200434007	Control	0	8	1	■	■	■	0	/	3
200434008	Control	0	7.5	3	■	■	■	0	/	3
200434009	Control	25	8	0.1	↑	■	■	1	/	3
200434201	Control	0	8.5	3	■	↑	■	1	/	3
200434202	Control	80	8	0.1	↑	■	■	1	/	3
200434203	Control	0	8	0.1	■	■	■	0	/	3
200434206	Control	10	7.5	3	↑	■	■	1	/	3
200434301	Control	0	7.5	0.1	■	■	■	0	/	3
200434302	Control	0	7.5	0.3	■	■	■	0	/	3
200434303	Control	0	8	1	■	■	■	0	/	3
200434304	Control	0	6.5	0.3	■	↓	■	1	/	3
200434306	Control	0	7.5	0.3	■	■	■	0	/	3
200434310	Control	10	8	3	↑	■	■	1	/	3
200434802	Control	0	8	1	■	■	■	0	/	3
200434803	Control	0	7.5	0.3	■	■	■	0	/	3
200434804	Control	0	8	1	■	■	■	0	/	3
200434805	Control	0	7.5	1	■	■	■	0	/	3
200434806	Control	0	8	0.1	■	■	■	0	/	3
200434807	Control	0	8	0.1	■	■	■	0	/	3
200434808	Control	0	8	1	■	■	■	0	/	3
200434809	Control	0	8	1	■	■	■	0	/	3
200434901	Control	10	8	0.3	↑	■	■	1	/	3
200434902	Control	0	8	3	■	■	■	0	/	3
200434903	Control	0	8	0.3	■	■	■	0	/	3
200434904	Control	0	8	3	■	■	■	0	/	3

■ In Comparison Range
↑/↓ Animal is above/below reference range
Blank rows indicate values that were missing

Chart F-7 (Page 3): Summary of Urinalysis Data for Viagen Clone Progeny and Comparators

Animal_ID	Treatment	Blood	pH	Protein	Blood	pH	Protein	Summary		
200434905	Control	25	7	3	↑	↓	■	2	/	3
200435301	Control	0	8	0.3	■	■	■	0	/	3
200435302	Control	0	8	0.1	■	■	■	0	/	3
200435303	Control	0	8	0.1	■	■	■	0	/	3
200435304	Control	0	8	3	■	■	■	0	/	3
200435305	Control	80	6	0.3	↑	↓	■	2	/	3
200435306	Control	0	8	1	■	■	■	0	/	3
200435307	Control	10	8	0.3	↑	■	■	1	/	3
200435308	Control	10	7.5	0.1	↑	■	■	1	/	3
200435309	Control	0	7	0.3	■	↓	■	1	/	3
200435310	Control	10	7.5	0.3	↑	■	■	1	/	3
200435311	Control	200	7.5	0.3	↑	■	■	1	/	3
200435401	Control	0	8	1	■	■	■	0	/	3
200435402	Control	0	8	1	■	■	■	0	/	3
200435403	Control	0	8	1	■	■	■	0	/	3
200435404	Control	0	8	0.1	■	■	■	0	/	3
200435405	Control	10	6.5	1	↑	↓	■	2	/	3
200435407	Control	0	8	0.3	■	■	■	0	/	3
200435409	Control	200	8	1	↑	■	■	1	/	3
200435410	Control	0	6	0.1	■	↓	■	1	/	3
200435411	Control	10	7	0.3	↑	↓	■	2	/	3
200435412	Control	10	8	3	↑	■	■	1	/	3
200435413	Control	10	8	3	↑	■	■	1	/	3
200436301	Control	0	7	0.1	■	↓	■	1	/	3
200436303	Control	0	8	0.3	■	■	■	0	/	3
200436305	Control	0	7.5	0.1	■	■	■	0	/	3
200436309	Control	0	8	3	■	■	■	0	/	3
200436310	Control	0	6	1	■	↓	■	1	/	3
200436312	Control	0	7.5	3	■	■	■	0	/	3
200437301	Control	0	7.5	0.3	■	■	■	0	/	3
200437302	Control	80	6.5	1	↑	↓	■	2	/	3
200437303	Control	0	8	0.1	■	■	■	0	/	3
200437305	Control	0	8	0.1	■	■	■	0	/	3
200437307	Control	0	8	0.3	■	■	■	0	/	3
200437309	Control	0	8	0.3	■	■	■	0	/	3
200438401	Control	0	8	1	■	■	■	0	/	3
200438402	Control	10	7.5	1	↑	■	■	1	/	3
200438403	Control	0	8	0.1	■	■	■	0	/	3
200438404	Control	10	8	0.3	↑	■	■	1	/	3
200438406	Control	10	8	1	↑	■	■	1	/	3

■ In Comparison Range
↑/↓ Animal is above/below reference range
Blank rows indicate values that were missing

Chart F-7 (Page 4): Summary of Urinalysis Data for Viagen Clone Progeny and Comparators

Animal_ID	Treatment	Blood	pH	Protein	Blood	pH	Protein	Summary		
200438408	Control	10	8	3	↑	■	■	1	/	3
200438501	Control	0	7.5	0.3	■	■	■	0	/	3
200438503	Control	0	7	3	■	↓	■	1	/	3
200438505	Control	0	8	3	■	■	■	0	/	3
200438511	Control	0	8	1	■	■	■	0	/	3
200438513	Control	0	8	3	■	■	■	0	/	3
200438701	Control	0	7.5	0.3	■	■	■	0	/	3
200438703	Control	0	7	0.1	■	↓	■	1	/	3
200438705	Control	0	8	3	■	■	■	0	/	3
200438706	Control	0	8	0.3	■	■	■	0	/	3
200438707	Control	0	8	0.1	■	■	■	0	/	3
200438709	Control	0	7.5	0.1	■	■	■	0	/	3
200439202	Control	0	8	0.3	■	■	■	0	/	3
200439204	Control	0	7.5	3	■	■	■	0	/	3
200439205	Control	0	8	0.3	■	■	■	0	/	3
200439206	Control	10	7.5	3	↑	■	■	1	/	3
200439208	Control	200	7.5	1	↑	■	■	1	/	3
200439210	Control	0	8	0.3	■	■	■	0	/	3
200439401	Control	0	6	1	■	↓	■	1	/	3
200439404	Control	0	6.5	3	■	↓	■	1	/	3
200439406	Control	0	8	3	■	■	■	0	/	3
200439901	Control	10	8	0.1	↑	■	■	1	/	3
200439902	Control	0	7	0.1	■	↓	■	1	/	3
200439903	Control	200	7.5	0.1	↑	■	■	1	/	3
200439904	Control	0	7.5	1	■	■	■	0	/	3
200440601	Control	0	6.5	1	■	↓	■	1	/	3
200440602	Control	10	6	1	↑	↓	■	2	/	3
200440603	Control	0	7	1	■	↓	■	1	/	3
200440605	Control	0	8	0.3	■	■	■	0	/	3
200440901	Control	0	8	0.3	■	■	■	0	/	3
200440903	Control	80	8	3	↑	■	■	1	/	3
200440906	Control	0	7.5	0.3	■	■	■	0	/	3
200440907	Control	80	6.5	3	↑	↓	■	2	/	3
200440909	Control	0	6	1	■	↓	■	1	/	3
200440911	Control	10	6	1	↑	↓	■	2	/	3
200441201	Control	0	6.5	1	■	↓	■	1	/	3
200441202	Control	0	7.5	1	■	■	■	0	/	3
200441203	Control	0	6	0.3	■	↓	■	1	/	3
200441205	Control	10	6	0.3	↑	↓	■	2	/	3
200441207	Control	0	6	0.3	■	↓	■	1	/	3

■ In Comparison Range
↑/↓ Animal is above/below reference range
Blank rows indicate values that were missing

Chart F-7 (Page 5): Summary of Urinalysis Data for Viagen Clone Progeny and Comparators

Animal_ID	Treatment	Blood	pH	Protein	Blood	pH	Protein	Summary		
200441209	Control	0	6	0.3	■	↓	■	1	/	3
200441211	Control	0	7.5	0.3	■	■	■	0	/	3
200430601										
200430602	Clone	0	8	1	■	■	■	0	/	3
200430603	Clone	0	8.5	1	■	↑	■	1	/	3
200430604	Clone	10	8	0.1	↑	■	■	1	/	3
200430605	Clone	0	7.5	0.1	■	■	■	0	/	3
200430606	Clone	10	7.5	0.3	↑	■	■	1	/	3
200430607	Clone	200	8	0.1	↑	■	■	1	/	3
200430608	Clone	10	8	0.3	↑	■	■	1	/	3
200430609	Clone	0	8	0.1	■	■	■	0	/	3
200430610	Clone	80	7.5	0.3	↑	■	■	1	/	3
200430611	Clone	10	6	0.1	↑	↓	■	2	/	3
200430701	Clone	0	7	1	■	↓	■	1	/	3
200430702	Clone	0	8	0.3	■	■	■	0	/	3
200430703	Clone	0	8	1	■	■	■	0	/	3
200430704	Clone	0	8	3	■	■	■	0	/	3
200430705	Clone	0	8	0.1	■	■	■	0	/	3
200430706	Clone	10	7	0.1	↑	↓	■	2	/	3
200430707	Clone	0	8	0.1	■	■	■	0	/	3
200430708	Clone	0	8	0.1	■	■	■	0	/	3
200430709	Clone	0	8	0.1	■	■	■	0	/	3
200430710	Clone	10	7.5	0.1	↑	■	■	1	/	3
200430711	Clone	0	8	0.3	■	■	■	0	/	3
200430801	Clone	0	7	3	■	↓	■	1	/	3
200430802	Clone	0	8	1	■	■	■	0	/	3
200430803	Clone	10	7.5	0.1	↑	■	■	1	/	3
200430804	Clone	10	7.5	0	↑	■	■	1	/	3
200430805	Clone	0	7.5	0.1	■	■	■	0	/	3
200430901										
200430902	Clone	0	6.5	0	■	↓	■	1	/	3
200430903	Clone	0	7	0.3	■	↓	■	1	/	3
200430904										
200430905	Clone	0	7.5	0.1	■	■	■	0	/	3
200430906	Clone	0	7	0.3	■	↓	■	1	/	3
200431001										
200431002	Clone	0	7.5	0.3	■	■	■	0	/	3
200431003	Clone	0	8	0.1	■	■	■	0	/	3
200431004	Clone	0	8	0.3	■	■	■	0	/	3
200431005	Clone	0	8	0.1	■	■	■	0	/	3

■ In Comparison Range
↑/↓ Animal is above/below reference range
Blank rows indicate values that were missing

Chart F-7 (Page 6): Summary of Urinalysis Data for Viagen Clone Progeny and Comparators

Animal_ID	Treatment	Blood	pH	Protein	Blood	pH	Protein	Summary		
200431006	Clone	0	6.5	0.1	■	↓	■	1	/	3
200431007	Clone	80	8	0	↑	■	■	1	/	3
200431008	Clone	0	7.5	0.1	■	■	■	0	/	3
200431009	Clone	10	7.5	0.1	↑	■	■	1	/	3
200431010	Clone	0	8	1	■	■	■	0	/	3
200431011	Clone	0	8	3	■	■	■	0	/	3
200431012	Clone	25	7.5	0.3	↑	■	■	1	/	3
200431013										
200431401	Clone	0	8	0.1	■	■	■	0	/	3
200431402	Clone	0	8	0.3	■	■	■	0	/	3
200431403	Clone	0	8	1	■	■	■	0	/	3
200431404	Clone	0	7.5	0.1	■	■	■	0	/	3
200431405	Clone	0	7.5	0.1	■	■	■	0	/	3
200431406	Clone	0	8	0.1	■	■	■	0	/	3
200431407	Clone	0	8	0.1	■	■	■	0	/	3
200431408	Clone	0	6.5	0.1	■	↓	■	1	/	3
200431409	Clone	0	8	0.1	■	■	■	0	/	3
200431410	Clone	10	7.5	0.1	↑	■	■	1	/	3
200431411	Clone	0	7.5	0.1	■	■	■	0	/	3
200431501	Clone	0	7.5	0.1	■	■	■	0	/	3
200431502	Clone	0	8	0	■	■	■	0	/	3
200431503	Clone	0	7	0.1	■	↓	■	1	/	3
200431504	Clone	0	8	0.1	■	■	■	0	/	3
200431505	Clone	0	6.5	0.1	■	↓	■	1	/	3
200431506	Clone	0	8	0.3	■	■	■	0	/	3
200431601	Clone	0	8	1	■	■	■	0	/	3
200431602	Clone	0	8	0.3	■	■	■	0	/	3
200431603	Clone	0	8	1	■	■	■	0	/	3
200431604	Clone	0	8	0.3	■	■	■	0	/	3
200431605	Clone	0	8	0.3	■	■	■	0	/	3
200431606	Clone	0	8	0.1	■	■	■	0	/	3
200431607	Clone	0	8	0.3	■	■	■	0	/	3
200431608	Clone	0	7.5	0	■	■	■	0	/	3
200431609										
200431610	Clone	10	8	0.3	↑	■	■	1	/	3
200431701	Clone	0	8	0.3	■	■	■	0	/	3
200431702	Clone	0	8	0.1	■	■	■	0	/	3
200431703	Clone	80	8	0.3	↑	■	■	1	/	3
200431704	Clone	80	8	0.1	↑	■	■	1	/	3
200431705										

■ In Comparison Range
↑/↓ Animal is above/below reference range
Blank rows indicate values that were missing

Chart F-7 (Page 7): Summary of Urinalysis Data for Viagen Clone Progeny and Comparators

Animal_ID	Treatment	Blood	pH	Protein	Blood	pH	Protein	Summary		
200431706	Clone	0	8	3	■	■	■	0	/	3
200431707										
200431708	Clone	200	8	3	↑	■	■	1	/	3
200432001	Clone	0	8	1	■	■	■	0	/	3
200432002	Clone	0	8	3	■	■	■	0	/	3
200432003	Clone	0	7	0.3	■	↓	■	1	/	3
200432004	Clone	0	8	0.3	■	■	■	0	/	3
200432005	Clone	80	8	0.1	↑	■	■	1	/	3
200432006	Clone	10	8	0.1	↑	■	■	1	/	3
200432007	Clone	0	8	1	■	■	■	0	/	3
200432008	Clone	0	7.5	0.3	■	■	■	0	/	3
200432101	Clone	0	6	0	■	↓	■	1	/	3
200432102	Clone	0	8	1	■	■	■	0	/	3
200432103	Clone	0	7.5	0.3	■	■	■	0	/	3
200432104	Clone	10	8	0.3	↑	■	■	1	/	3
200432105	Clone	0	8	0.3	■	■	■	0	/	3
200432106										
200432107										
200432108	Clone	0	8	3	■	■	■	0	/	3
200432109										
200432301										
200432302	Clone	10	8	0.1	↑	■	■	1	/	3
200432303										
200432304	Clone	0	6.5	0.1	■	↓	■	1	/	3
200432305										
200432306	Clone	0	7.5	0.3	■	■	■	0	/	3
200432307										
200432308	Clone	200	8	1	↑	■	■	1	/	3
200432309										
200432310	Clone	0	8	1	■	■	■	0	/	3
200432311										
200432312	Clone	200	6	3	↑	↓	■	2	/	3
200432401	Clone	10	8	3	↑	■	■	1	/	3
200432402	Clone	0	8	0.3	■	■	■	0	/	3
200432403	Clone	0	8	1	■	■	■	0	/	3
200432404	Clone	0	7.5	0.3	■	■	■	0	/	3
200432405	Clone	0	7.5	0.1	■	■	■	0	/	3
200432406	Clone	0	8	0.3	■	■	■	0	/	3
200432407	Clone	0	8	1	■	■	■	0	/	3
200432408										

■ In Comparison Range
↑/↓ Animal is above/below reference range
Blank rows indicate values that were missing

Chart F-7 (Page 8): Summary of Urinalysis Data for Viagen Clone Progeny and Comparators

Animal_ID	Treatment	Blood	pH	Protein	Blood	pH	Protein	Summary		
200432501	Clone	0	7.5	0.1	■	■	■	0	/	3
200432502										
200432503	Clone	0	7.5	0.1	■	■	■	0	/	3
200432504	Clone	0	8	0.3	■	■	■	0	/	3
200432505										
200432506	Clone	0	8	0.3	■	■	■	0	/	3
200432507	Clone	0	7.5	0.3	■	■	■	0	/	3
200432508										
200432701										
200432702	Clone	0	8	0.3	■	■	■	0	/	3
200432703										
200432704	Clone	10	8	0.3	↑	■	■	1	/	3
200432705	Clone	10	8	0.3	↑	■	■	1	/	3
200432706	Clone	0	8	0.1	■	■	■	0	/	3
200433001	Clone	0	8	0.3	■	■	■	0	/	3
200433002	Clone	0	8	0.3	■	■	■	0	/	3
200433003	Clone	0	7.5	0.3	■	■	■	0	/	3
200433004										
200433005										
200433006										
200433007	Clone	0	8	0.3	■	■	■	0	/	3
200433008										
200433009										
200433010	Clone	10	8	0.1	↑	■	■	1	/	3
200433011	Clone	10	6	0.3	↑	↓	■	2	/	3
200433201	Clone	0	8	0.1	■	■	■	0	/	3
200433202	Clone	0	8	0.1	■	■	■	0	/	3
200433203	Clone	0	6	0.1	■	↓	■	1	/	3
200433204	Clone	0	8	1	■	■	■	0	/	3
200433205	Clone	10	8	1	↑	■	■	1	/	3
200433206	Clone	0	7.5	0.1	■	■	■	0	/	3
200433207	Clone	10	8	0.1	↑	■	■	1	/	3
200433208	Clone	10	8	1	↑	■	■	1	/	3
200433601	Clone	0	8	0.1	■	■	■	0	/	3
200433602	Clone	0	8	1	■	■	■	0	/	3
200433603	Clone	0	8	0.1	■	■	■	0	/	3
200433604	Clone	0	8	0.1	■	■	■	0	/	3
200433605	Clone	0	8	0.1	■	■	■	0	/	3
200433701										
200433702										

■ In Comparison Range
↑/↓ Animal is above/below reference range
Blank rows indicate values that were missing

Chart F-7 (Page 9): Summary of Urinalysis Data for Viagen Clone Progeny and Comparators

Animal_ID	Treatment	Blood	pH	Protein	Blood	pH	Protein	Summary		
200433703										
200433704										
200433705										
200433706										
200433707										
200433708	Clone	0	8.5	0.3	■	↑	■	1	/	3
200433709	Clone	0	6	0.1	■	↓	■	1	/	3
200433710	Clone	10	7.5	0.1	↑	■	■	1	/	3
200433711	Clone	80	8	0.3	↑	■	■	1	/	3
200433712	Clone	0	8	0.1	■	■	■	0	/	3
200433801	Clone	0	7	0.3	■	↓	■	1	/	3
200433802	Clone	10	7	3	↑	↓	■	2	/	3
200433803	Clone	0	8	3	■	■	■	0	/	3
200433804	Clone	0	8.5	0.3	■	↑	■	1	/	3
200433805										
200433806	Clone	10	6.5	0.3	↑	↓	■	2	/	3
200433807	Clone	0	7.5	0.1	■	■	■	0	/	3
200433808	Clone	10	8	0.1	↑	■	■	1	/	3
200433809	Clone	0	8	1	■	■	■	0	/	3
200434101	Clone	0	7.5	0.1	■	■	■	0	/	3
200434102	Clone	0	8	0.1	■	■	■	0	/	3
200434103										
200434104	Clone	0	8	0.3	■	■	■	0	/	3
200434105	Clone	0	8	0.1	■	■	■	0	/	3
200434106										
200434107	Clone	0	8	0.1	■	■	■	0	/	3
200434108										
200434109	Clone	0	8	0.3	■	■	■	0	/	3
200434110										
200434111	Clone	0	7.5	0.3	■	■	■	0	/	3
200434112										
200434113	Clone	0	8	20	■	■	↑	1	/	3
200434114										
200434115										
200434401	Clone	0	8	1	■	■	■	0	/	3
200434402	Clone	0	8	1	■	■	■	0	/	3
200434403	Clone	0	8	0.3	■	■	■	0	/	3
200434501	Clone	0	8	1	■	■	■	0	/	3
200434502	Clone	0	8	0.1	■	■	■	0	/	3
200434503	Clone	0	6	0.1	■	↓	■	1	/	3

■ In Comparison Range
↑/↓ Animal is above/below reference range
Blank rows indicate values that were missing

Chart F-7 (Page 10): Summary of Urinalysis Data for Viagen Clone Progeny and Comparators

Animal_ID	Treatment	Blood	pH	Protein	Blood	pH	Protein	Summary		
200434504	Clone	0	8	0.3	■	■	■	0	/	3
200434505										
200434506										
200434507	Clone	80	6	0.1	↑	↓	■	2	/	3
200434508										
200434509	Clone	25	7	0.3	↑	↓	■	2	/	3
200434510										
200434511	Clone	0	7	0.1	■	↓	■	1	/	3
200434512	Clone	0	8	1	■	■	■	0	/	3
200434601	Clone	0	8	0.3	■	■	■	0	/	3
200434602	Clone	0	8	1	■	■	■	0	/	3
200434603	Clone	0	8	3	■	■	■	0	/	3
200434604	Clone	0	6.5	0.3	■	↓	■	1	/	3
200434605	Clone	0	8	1	■	■	■	0	/	3
200434606	Clone	0	8	0.3	■	■	■	0	/	3
200434607	Clone	0	7	0.3	■	↓	■	1	/	3
200434608	Clone	10	8	1	↑	■	■	1	/	3
200435801	Clone	0	7.5	0.1	■	■	■	0	/	3
200435802	Clone	10	8.5	0.1	↑	↑	■	2	/	3
200435803	Clone	200	8	1	↑	■	■	1	/	3
200436001	Clone	0	8	0.3	■	■	■	0	/	3
200436002	Clone	0	7.5	0.3	■	■	■	0	/	3
200436003	Clone	0	8	3	■	■	■	0	/	3
200436004	Clone	0	7.5	0.1	■	■	■	0	/	3
200436005	Clone	80	8	0.3	↑	■	■	1	/	3
200436006	Clone	25	8	3	↑	■	■	1	/	3
200436007	Clone	0	8	0.3	■	■	■	0	/	3
200436008	Clone	0	8	0.3	■	■	■	0	/	3
200436009	Clone	0	7.5	0.1	■	■	■	0	/	3
200436010	Clone	0	8	0.1	■	■	■	0	/	3
200436011	Clone	0	8	0.1	■	■	■	0	/	3
200436012	Clone	0	7.5	0.1	■	■	■	0	/	3
200436013	Clone	0	6.5	0.3	■	↓	■	1	/	3
200436014										
200436401	Clone	0	8	3	■	■	■	0	/	3
200436402	Clone	0	7.5	0.3	■	■	■	0	/	3
200436403	Clone	0	8	1	■	■	■	0	/	3
200436404	Clone	0	8	0.1	■	■	■	0	/	3
200436405	Clone	0	8	0.3	■	■	■	0	/	3
200436601	Clone	0	8	0.3	■	■	■	0	/	3

■ In Comparison Range
↑/↓ Animal is above/below reference range
Blank rows indicate values that were missing

Chart F-7 (Page 11): Summary of Urinalysis Data for Viagen Clone Progeny and Comparators

Animal_ID	Treatment	Blood	pH	Protein	Blood	pH	Protein	Summary		
200436602	Clone	0	8	3	■	■	■	0	/	3
200436603	Clone	0	7.5	0.1	■	■	■	0	/	3
200436604	Clone	0	7.5	3	■	■	■	0	/	3
200436605										
200436606	Clone	0	7.5	0.3	■	■	■	0	/	3
200436607	Clone	200	7.5	1	↑	■	■	1	/	3
200436608	Clone	0	6.5	0.1	■	↓	■	1	/	3
200436609										
200436610	Clone	0	7	0.1	■	↓	■	1	/	3
200436611										
200436612	Clone	0	8	1	■	■	■	0	/	3
200436901	Clone	0	8	0.1	■	■	■	0	/	3
200436902	Clone	0	7.5	0.1	■	■	■	0	/	3
200436903	Clone	0	7.5	3	■	■	■	0	/	3
200436904										
200436905	Clone	0	8	0.3	■	■	■	0	/	3
200436906										
200436907										
200436908										
200436909	Clone	0	8	0.1	■	■	■	0	/	3
200436910										
200436911	Clone	0	8	0.1	■	■	■	0	/	3
200436912	Clone	0	6	0.1	■	↓	■	1	/	3
200436913	Clone	10	8	1	↑	■	■	1	/	3
200437401	Clone	0	7.5	0.1	■	■	■	0	/	3
200437402	Clone	0	8	1	■	■	■	0	/	3
200437403										
200437404	Clone	0	8	1	■	■	■	0	/	3
200437405										
200437406	Clone	0	8	0.3	■	■	■	0	/	3
200437407										
200437408	Clone	0	7	1	■	↓	■	1	/	3
200437409										
200437410										
200437411										
200437501	Clone	80	8	1	↑	■	■	1	/	3
200437502	Clone	0	8	1	■	■	■	0	/	3
200437503										
200437504	Clone	0	8	1	■	■	■	0	/	3
200437505										

■ In Comparison Range
↑/↓ Animal is above/below reference range
Blank rows indicate values that were missing

Chart F-7 (Page 12): Summary of Urinalysis Data for Viagen Clone Progeny and Comparators

Animal_ID	Treatment	Blood	pH	Protein	Blood	pH	Protein	Summary		
200437506	Clone	10	7.5	0.1	↑	■	■	1	/	3
200437507										
200437508										
200437509	Clone	200	8	1	↑	■	■	1	/	3
200437510	Clone	25	7.5	0.3	↑	■	■	1	/	3
200437801	Clone	0	8	3	■	■	■	0	/	3
200437802	Clone	0	6.5	0.1	■	↓	■	1	/	3
200437803	Clone	0	7	0.3	■	↓	■	1	/	3
200437804	Clone	10	8	0.3	↑	■	■	1	/	3
200438101	Clone	0	8	0.3	■	■	■	0	/	3
200438102	Clone	0	8	0.3	■	■	■	0	/	3
200438103										
200438104	Clone	0	8	1	■	■	■	0	/	3
200438105	Clone	0	8	1	■	■	■	0	/	3
200438106	Clone	0	8	0.1	■	■	■	0	/	3
200438107	Clone	0	7.5	0.1	■	■	■	0	/	3
200438601										
200438602	Clone	0	7.5	0.3	■	■	■	0	/	3
200438603	Clone	0	7	0.1	■	↓	■	1	/	3
200438604	Clone	0	8	1	■	■	■	0	/	3
200438605	Clone	0	8	1	■	■	■	0	/	3
200438606	Clone	0	7.5	0.1	■	■	■	0	/	3
200438607	Clone	0	8	0.1	■	■	■	0	/	3
200438608	Clone	0	7.5	1	■	■	■	0	/	3
200438609	Clone	0	6.5	0.1	■	↓	■	1	/	3
200438610	Clone	0	6.5	0.1	■	↓	■	1	/	3
200438611	Clone	0	8	0.3	■	■	■	0	/	3
200439501	Clone	0	7.5	0.3	■	■	■	0	/	3
200439502	Clone	10	6	1	↑	↓	■	2	/	3
200439503	Clone	0	8	0.1	■	■	■	0	/	3
200439504	Clone	0	7.5	0.3	■	■	■	0	/	3
200439505	Clone	0	7.5	0.3	■	■	■	0	/	3

■ In Comparison Range
↑/↓ Animal is above/below reference range
Blank rows indicate values that were missing

ViaGen Raw Data

Data in white space indicates Trial 1; Data in gray space indicates Trial 2

Sunday	Monday	Tuesday	Wednesday	Thursday	Friday	Saturday
9-Nov-03	**10-Nov-03**	**11-Nov-03**	**12-Nov-03**	**13-Nov-03**	**14-Nov-03**	**15-Nov-03**
16-Nov-03	**17-Nov-03**	**18-Nov-03**	**19-Nov-03**	**20-Nov-03**	**21-Nov-03** Bi-weekly weighing Castration of clones	**22-Nov-03**
23-Nov-03	**24-Nov-03**	**25-Nov-03**	**26-Nov-03**	**27-Nov-03**	**28-Nov-03**	**29-Nov-03**
30-Nov-03 Bi-weekly weighing	**1-Dec-03** Clones vaccinated	**2-Dec-03**	**3-Dec-03**	**4-Dec-03** Initial urine collection Controls vaccinated	**5-Dec-03** Initial blood collection Monthly vet exam	**6-Dec-03**
7-Dec-03	**8-Dec-03**	**9-Dec-03**	**10-Dec-03**	**11-Dec-03**	**12-Dec-03** Bi-weekly weighing	**13-Dec-03**

Data in white space indicates Trial 1; Data in gray space indicates Trial 2

Sunday	Monday	Tuesday	Wednesday	Thursday	Friday	Saturday
14-Dec-03	15-Dec-03	16-Dec-03	17-Dec-03	18-Dec-03	19-Dec-03	20-Dec-03
21-Dec-03	22-Dec-03	23-Dec-03	24-Dec-03	25-Dec-03	26-Dec-03	27-Dec-03
28-Dec-03	29-Dec-03	30-Dec-03	31-Dec-03	1-Jan-04	2-Jan-04	3-Jan-04
4-Jan-04	5-Jan-04	6-Jan-04	7-Jan-04	8-Jan-04	9-Jan-04 Bi-weekly weighing	10-Jan-04
11-Jan-04	12-Jan-04	13-Jan-04	14-Jan-04	15-Jan-04	16-Jan-04	17-Jan-04
					Initial urine collection Initial blood collection Bi-weekly weighing	

Data in white space indicates Trial 1; Data in gray space indicates Trial 2

Sunday	Monday	Tuesday	Wednesday	Thursday	Friday	Saturday
18-Jan-04	**19-Jan-04**	**20-Jan-04**	**21-Jan-04**	**22-Jan-04**	**23-Jan-04** Middle urine collection Middle blood collection Monthly vet exam Bi-weekly weighing	**24-Jan-04**
					Monthly vet exam	
25-Jan-04	**26-Jan-04**	**27-Jan-04**	**28-Jan-04**	**29-Jan-04**	**30-Jan-04**	**31-Jan-04**
					Bi-weekly weighing	
1-Feb-04	**2-Feb-04**	**3-Feb-04**	**4-Feb-04**	**5-Feb-04**	**6-Feb-04**	**7-Feb-04**
8-Feb-04	**9-Feb-04**	**10-Feb-04**	**11-Feb-04**	**12-Feb-04**	**13-Feb-04** Bi-weekly weighing	**14-Feb-04**
					Bi-weekly weighing	
15-Feb-04	**16-Feb-04**	**17-Feb-04**	**18-Feb-04**	**19-Feb-04**	**20-Feb-04** Bi-weekly weighing	**21-Feb-04**

Data in white space indicates Trial 1; Data in gray space indicates Trial 2

Sunday	Monday	Tuesday	Wednesday	Thursday	Friday	Saturday
22-Feb-04	**23-Feb-04**	**24-Feb-04** Monthly behavioral observation	**25-Feb-04**	**26-Feb-04**	**27-Feb-04**	**28-Feb-04**
		Monthly behavioral observations			Bi-weekly weighing	
29-Feb-04	**1-Mar-04**	**2-Mar-04**	**3-Mar-04**	**4-Mar-04**	**5-Mar-04** Bi-weekly weighing	**6-Mar-04**
7-Mar-04	**8-Mar-04**	**9-Mar-04**	**10-Mar-04**	**11-Mar-04**	**12-Mar-04**	**13-Mar-04**
					Bi-weekly weighing	
14-Mar-04	**15-Mar-04**	**16-Mar-04** Monyhly behavioral obervations Monthly Vet Exam	**17-Mar-04**	**18-Mar-04**	**19-Mar-04** Bi-weekly weighing	**20-Mar-04**
		Middle urine collection Middle blood collection Monthly Vet Exam				

Data in white space indicates Trial 1; Data in gray space indicates Trial 2

Sunday	Monday	Tuesday	Wednesday	Thursday	Friday	Saturday
21-Mar-04	**22-Mar-04**	**23-Mar-04** Final weighing (n=7 animals for slaughter on 25-Mar-04)	**24-Mar-04**	**25-Mar-04** Final urine collection (n=7) Final blood collection (n=7) Slaughter of 7 animals (025413, 025461, 025436, 025462, 025415, 025457, and 025416)	**26-Mar-04**	**27-Mar-04**
					Bi-weekly weighing	
28-Mar-04	**29-Mar-04**	**30-Mar-04**	**31-Mar-04**	**1-Apr-04**	**2-Apr-04** Bi-weekly weighing (n=8)	**3-Apr-04**
		Monthly behavioral observation	Monthly Vet Exam			
4-Apr-04	**5-Apr-04**	**6-Apr-04** Final weighing (n=6 animals for slaughter on 8-Apr-04) Bi-weekly weighing (n=2)	**7-Apr-04**	**8-Apr-04** Final urine collection (n=8) Final blood collection (n=8) Slaughter of 6 animals (025437, 025456, 025463, 018, 019, 020)	**9-Apr-04**	**10-Apr-04**
					Bi-weekly weighing	

Data in white space indicates Trial 1; Data in gray space indicates Trial 2

Sunday	Monday	Tuesday	Wednesday	Thursday	Friday	Saturday
11-Apr-04	**12-Apr-04**	**13-Apr-04**	**14-Apr-04**	**15-Apr-04**	**16-Apr-04** Monthly Vet Exam (n=2)	**17-Apr-04**
					Monthly Vet Exam	
18-Apr-04	**19-Apr-04** Bi-weekly weighing (n=2)	**20-Apr-04**	**21-Apr-04**	**22-Apr-04**	**23-Apr-04** Bi-weekly weighing (n=2)	**24-Apr-04**
	Final weighing (n=2 animals for slaughter on 20-Apr-04) Bi-weekly weighing (n=5)	Slaughter of 2 animals (044615, 044662) Final blood collection (n=2) Final urine collection (n=2)			Bi-weekly weighing (n=5)	
25-Apr-04	**26-Apr-04**	**27-Apr-04**	**28-Apr-04**	**29-Apr-04**	**30-Apr-04**	**1-May-04**
		observations				
2-May-04	**3-May-04**	**4-May-04**	**5-May-04**	**6-May-04**	**7-May-04** Bi-weekly weighing (n=2)	**8-May-04**
					Bi-weekly weighing (n=5)	

Data in white space indicates Trial 1; Data in gray space indicates Trial 2

Sunday	Monday	Tuesday	Wednesday	Thursday	Friday	Saturday
9-May-04	**10-May-04** Bi-weekly weighing (n=2)	**11-May-04**	**12-May-04**	**13-May-04**	**14-May-04**	**15-May-04**
	Final weighing (n=1 animal for slaughter on 11-May-04) Bi-weekly weighing (n=4)	Slaughter of 1 animal (044661) Final blood collection (n=1) Final urine collection (n=1)				
16-May-04	**17-May-04** Monthly Vet Exam (n=2)	**18-May-04**	**19-May-04**	**20-May-04**	**21-May-04** Bi-weekly weighing (n=2)	**22-May-04**
	Monthly vet exam (n=4)				Bi-weekly weighing (n=4)	
23-May-04	**24-May-04**	**25-May-04**	**26-May-04** Final weighing (n=2 animals for euthanasia on 27-May-04)	**27-May-04** Euthanize (n=2 remaining animals on trial 1 [021,022]) Blood collection (n=2) Urine collection (n=2)	**28-May-04**	**29-May-04**
			Final weighing (n=4 animals for slaughter on 27-May-04)	Slaughter (n=4 remaining animals on trial 2 [023, 024, 027446,044584]) Final blood collection (n=4) Final urine collection (n=4)		

	Barrow ID - Daily Health Record													
Date	018	019	020	022	025456	025463	025413	025461	025435	025436	025462	025415	025457	025416	025437
18-Nov-03									Weak, scours, lame on left hind leg - received 0.4ml Naxcel IM, 0.5ml Dexamethasone IM, 1 bowl pedalyte, 39mg Neomycin						
19-Nov-03									Alert, scours, placing more weight on leg - received 0.4ml Naxcel IM, 0.25ml Banamine IM, 39mg Neomycin in water 2 times daily						
20-Nov-03									Scours improving, eating and drinking, stil sore on left hind leg - received 0.4ml Naxcel IM, 0.25ml Banamie IM, 39 mg Neomycin in water 2 times daily						
21-Nov-03	castrated - 6:30 pm bleeding and exposure/partial strangulation of intestines noted - applied Procaine and Pen G to exposed intestine - preformed surgery to repair damage - received 3ml Penicillin IM and 0.5ml Banamine IM	castrated - received 3ml Penicillin IM	castrated - received 3ml Penicillin IM	castrated - received 1.5ml Penicillin					Scours improving, eating and drinking, stil sore on left hind leg - received 0.4ml Naxcel IM, 39 mg Neomycin in water 2 times daily						
22-Nov-03	moving around, urinating, drinking and eating - received 0.5ml Banamine IM and 0.7ml Naxcel IM	received 0.6ml Naxcel	received 0.6ml Naxcel	received 0.58ml Naxcel IM					Scours gone, eating - received Neomycin in water						
23-Nov-03	BAR: still weak but is eating more and drinking - received 0.5ml Banamine IM and 0.7ml Naxcel IM	BAR - received 0.6ml Naxcel	BAR - received 0.6ml Naxcel	BAR - received 0.58ml Naxcel IM					Scours returned, eating a little - received 39mg Neomycin in water in AM and PM						
24-Nov-03	temp: 10.9 - scours - received 0.5ml Banamine IM and 0.7ml Naxcel IM	BAR	BAR	BAR - received 0.5ml Naxcel IM					Scours gone, improving - received 39mg Neomycin in water AM and PM						
25-Nov-03	BAR: some swelling but Dr. Reeves checked incision and feels swelling is just fluid - received 0.7ml Naxcel - blue lotion wound spray applied to site								Scours returned (Dr. Reeves thinks it may be a protozoa) - received 39mg Neomycin in water AM and PM and 2 cans Ensure in PM						
26-Nov-03	BAR: eating, drinking, active - received 0.7ml Naxcel IM - blue lotion wound spray applied to site								Scours, eating and drinking, up walking around - received 39mg Neomycin in water and 2 cans Ensure						
27-Nov-03	eating and drinking - very active - received 0.7ml Naxcel IM - blue loyion wound spray applied to site								Bright, walking around and drinking - received Neomycin in water and 2 cans Ensure						
28-Nov-03	BAR - received 0.7ml Naxcel IM								Scours gone, bright and alert - received Neomycin in water and 2 cans Ensure						
29-Nov-03									Ate some pellets, coat looks better - received Neomycin in water						
30-Nov-03	BAR								Scours gone, bright						
1-Dec-03	BAR - received 1ml myco silencer BPME vaccine IM	BAR - received 1ml myco scilencer BPME vaccine IM	BAR - received 1ml myco scilencer BPME vaccine IM	BAR - received 1ml myco scilencer BPME vaccine IM	BAR	BAR	BAR	BAR	Weak, breathing heavily, 1:30am open mouth breathing - cleared discharge from nostrils, received Ensure every 4 hours	BAR	BAR	BAR	BAR	BAR	BAR
2-Dec-03	BAR: scours - received kaopectate PO	BAR: scours - received kaopectate PO	BAR: scours - received kaopectate PO	BAR: scours - received kaopectate PO	BAR	BAR	BAR	BAR	Bright and alert, breathing improved some, sneezing - received Ensure, kaopectate PO, 0.2ml Naxcel IM, nostrils cleared	BAR	BAR	BAR	BAR	BAR	BAR
3-Dec-03	BAR: scours - received kaopectate PO	BAR: scours - received kaopectate PO	BAR: scours - received kaopectate PO	BAR: scours - received kaopectate PO	BAR	BAR	BAR	BAR	Breathing hard, discharge from nose, not putting weight on hind end - received Ensure, nostrils cleared, needs to be euthanized	BAR	BAR	BAR	BAR	BAR	BAR

	018	019	020	022	025456	025463	025413	025461	025435	025436	025462	025415	025457	025416	025437
4-Dec-03	BAR: scours - received kaopectate PO	BAR: scours - received kaopectate PO	BAR: scours - received kaopectate PO	BAR: scours - received kaopectate PO	BAR - received 1ml myco silencer BPME vaccine IM	BAR - received 1ml myco silencer BPME vaccine IM	BAR - received 1ml myco silencer BPME vaccine IM	BAR - received 1ml myco silencer BPME vaccine IM	Condition not improving enough pig euthanized and taken to UGAVTH for necropsy	BAR	BAR - received 1ml myco silencer BPME vaccine IM	BAR - received 1ml myco silencer BPME vaccine IM	BAR - received 1ml myco silencer BPME vaccine IM	BAR - received 1ml myco silencer BPME vaccine IM	BAR - received 1ml myco silencer BPME vaccine IM
5-Dec-03	BAR: still scouring - received kaopectate PO **[Dr. Reeves Health Exam: Pig has previous history of intestinal herniation post castration w/ surgical correction. Has loose stool however is currently eating and drinking and is alert.]**	BAR: scours - received kaopectate PO **[Dr. Reeves Health Exam: Pig appears to be in a good state of health however has had diarrhea for 3 days. Treating pig currently with kaopectate.]**	BAR: scours - received kaopectate PO **[Dr. Reeves Health Exam: Pig appears to be in a good state of health however has had diarrhea for 3 days. Treating pig currently with kaopectate.]**	BAR - scours gone **[Dr. Reeves Health Exam: This pig currently appears to be very healthy. Had diarrhea for two days. Treated with kaopectate for two days. Currently has normal stool.]**	BAR **[Dr. Reeves Health Exam: Pig appears to be in a good state of health.]**	BAR **[Dr. Reeves Health Exam: Pig appears to be in a good state of health.]**	BAR **[Dr. Reeves Health Exam: Pig appears to be in a good state of health.]**	BAR **[Dr. Reeves Health Exam: Pig appears to be in a good state of health.]**		BAR **[Dr. Reeves Health Exam: Pig appears to be in a good state of health.]**	BAR **[Dr. Reeves Health Exam: Pig appears to be in a good state of health.]**	BAR **[Dr. Reeves Health Exam: Pig appears to be in a good state of health.]**	BAR **[Dr. Reeves Health Exam: Pig appears to be in a good state of health.]**	BAR **[Dr. Reeves Health Exam: Pig appears to be in a good state of health.]**	BAR **[Dr. Reeves Health Exam: Pig appears to be in a good state of health.]**
6-Dec-03	BAR: scours improved	BAR: scours improved	BAR: scours improved	BAR	BAR	BAR	BAR	BAR		BAR	BAR	BAR	BAR	BAR	BAR
7-Dec-03	BAR	BAR	BAR	BAR	BAR	BAR	BAR	BAR		BAR	BAR	BAR	BAR	BAR	BAR
8-Dec-03	BAR	BAR	BAR	BAR	BAR	BAR	BAR	BAR		BAR	BAR	BAR	BAR	BAR	BAR
9-Dec-03	BAR: scours - received 6mg/kg Neomycin in water per Dr. Reeves	BAR: scours - received 6mg/kg Neomycin in water per Dr. Reeves	BAR: scours - received 6mg/kg Neomycin in water per Dr. Reeves	BAR: scours - received 6mg/kg Neomycin in water per Dr. Reeves	BAR	BAR	BAR	BAR		BAR	BAR	BAR	BAR	BAR	BAR
10-Dec-03	BAR: scours improving - received 6mg/kg Neomycin in water	BAR: scours improving - received 6mg/kg Neomycin in water	BAR: scours improving - received 6mg/kg Neomycin in water	BAR: scours improving - received 6mg/kg Neomycin in water	BAR	BAR	BAR	BAR		BAR	BAR	BAR	BAR	BAR	BAR
11-Dec-03	BAR: scours improved - received 6mg/kg Neomycin in water	BAR: scours improved - received 6mg/kg Neomycin in water	BAR: scours improved - received 6mg/kg Neomycin in water	BAR: scours improved - received 6mg/kg Neomycin in water	BAR	BAR	BAR	BAR		BAR	BAR	BAR	BAR	BAR	BAR
12-Dec-03	BAR: scours gone	BAR: scours gone	BAR: scours gone	BAR: scours gone	BAR	BAR	BAR	BAR		BAR	BAR	BAR	BAR	BAR	BAR
13-Dec-03	BAR	BAR	BAR	BAR	BAR	BAR	BAR	BAR		BAR	BAR	BAR	BAR	BAR	BAR
14-Dec-03	BAR	BAR	BAR	BAR	BAR	BAR	BAR	BAR		BAR	BAR	BAR	BAR	BAR	BAR
15-Dec-03	BAR: swelling and heat on right side of abdomen, called Dr. Reeves to examine	BAR	BAR	BAR	BAR	BAR	BAR	BAR		BAR	BAR	BAR	BAR	BAR	BAR
16-Dec-03	BAR: swelling going down, less heat	BAR	BAR	BAR	BAR	BAR	BAR	BAR		BAR	BAR	BAR	BAR	BAR	BAR
17-Dec-03	BAR: swelling almost gone no heat	BAR	BAR	BAR	BAR	BAR	BAR	BAR		BAR	BAR	BAR	BAR	BAR	BAR
18-Dec-03	BAR: swelling gone	BAR	BAR	BAR	BAR	BAR	BAR	BAR		BAR	BAR	BAR	BAR	BAR	BAR
19-Dec-03	BAR	BAR	BAR	BAR	BAR	BAR	BAR	BAR		BAR	BAR	BAR	BAR	BAR	BAR
20-Dec-03	BAR	BAR	BAR	BAR	BAR	BAR	BAR	BAR		BAR	BAR	BAR	BAR	BAR	BAR
21-Dec-03	BAR	BAR	BAR	BAR	BAR	BAR	BAR	BAR		BAR	BAR	BAR	BAR	BAR	BAR
22-Dec-03	BAR	BAR	BAR	BAR	BAR	BAR	BAR	BAR		BAR	BAR	BAR	BAR	BAR	BAR
23-Dec-03	BAR	BAR	BAR	BAR	BAR	BAR	BAR	BAR		BAR	BAR	BAR	BAR	BAR	BAR
24-Dec-03	BAR	BAR	BAR	BAR	BAR	BAR	BAR	BAR		BAR	BAR	BAR	BAR	BAR	BAR
25-Dec-03	BAR	BAR	BAR	BAR	BAR	BAR	BAR	BAR		BAR	BAR	BAR	BAR	BAR	BAR
26-Dec-03	BAR	BAR	BAR	BAR	BAR	BAR	BAR	BAR		BAR	BAR	BAR	BAR	BAR	BAR
27-Dec-03	BAR	BAR	BAR	BAR	BAR	BAR	BAR	BAR		BAR	BAR	BAR	BAR	BAR	BAR
28-Dec-03	BAR	BAR	BAR	BAR	BAR	BAR	BAR	BAR		BAR	BAR	BAR	BAR	BAR	BAR
29-Dec-03	BAR	BAR	BAR	BAR	BAR	BAR	BAR	BAR		BAR	BAR	BAR	BAR	BAR	BAR
30-Dec-03	BAR - feed changed from starter to growers ration	BAR - feed changed from starter to growers ration	BAR - feed changed from starter to growers ration	BAR - feed changed from starter to growers ration	BAR - feed changed from starter to growers ration	BAR - feed changed from starter to growers ration	BAR - feed changed from starter to growers ration	BAR - feed changed from starter to growers ration		BAR - feed changed from starter to growers ration	BAR - feed changed from starter to growers ration	BAR - feed changed from starter to growers ration	BAR - feed changed from starter to growers ration	BAR - feed changed from starter to growers ration	BAR - feed changed from starter to growers ration
31-Dec-03	BAR	BAR	BAR	BAR	BAR	BAR	BAR	BAR		BAR	BAR	BAR	BAR	BAR	BAR
1-Jan-04	BAR	BAR	BAR	BAR	BAR	BAR	BAR	BAR		BAR	BAR	BAR	BAR	BAR	BAR
2-Jan-04	BAR	BAR	BAR	BAR	BAR	BAR	BAR	BAR		BAR	BAR	BAR	BAR	BAR	BAR
3-Jan-04	BAR	BAR	BAR	BAR	BAR	BAR	BAR	BAR		BAR	BAR	BAR	BAR	BAR	BAR
4-Jan-04	BAR	BAR	BAR	BAR	BAR	BAR	BAR	BAR		BAR	BAR	BAR	BAR	BAR	BAR
5-Jan-04	BAR	BAR	BAR	BAR	BAR	BAR	BAR	BAR		BAR	BAR	BAR	BAR	BAR	BAR
6-Jan-04	BAR	BAR	BAR	BAR	BAR	BAR	BAR	BAR		BAR	BAR	BAR	BAR	BAR	BAR
7-Jan-04	BAR	BAR	BAR	BAR	BAR	BAR	BAR	BAR		BAR	BAR	BAR	BAR	BAR	BAR
8-Jan-04	BAR	BAR	BAR	BAR	BAR	BAR	BAR	BAR		BAR	BAR	BAR	BAR	BAR	BAR
9-Jan-04	BAR	BAR	BAR	BAR	BAR	BAR	BAR	BAR		BAR	BAR	BAR	BAR	BAR	BAR
10-Jan-04	BAR	BAR	BAR	BAR	BAR	BAR	BAR	BAR		BAR	BAR	BAR	BAR	BAR	BAR
11-Jan-04	BAR	BAR	BAR	BAR	BAR	BAR	BAR	BAR		BAR	BAR	BAR	BAR	BAR	BAR
12-Jan-04	BAR	BAR	BAR	BAR	BAR	BAR	BAR	BAR		BAR	BAR	BAR	BAR	BAR	BAR
13-Jan-04	BAR	BAR	BAR	BAR	BAR	BAR	BAR	BAR		BAR	BAR	BAR	BAR	BAR	BAR
14-Jan-04	BAR	BAR	BAR	BAR	BAR	BAR	BAR	BAR		BAR	BAR	BAR	BAR	BAR	BAR
15-Jan-04	BAR	BAR	BAR	BAR	BAR	BAR	BAR	BAR		BAR	BAR	BAR	BAR	BAR	BAR
16-Jan-04	BAR	BAR	BAR	BAR	BAR	BAR	BAR	BAR		BAR	BAR	BAR	BAR	BAR	BAR
17-Jan-04	BAR	BAR	BAR	BAR	BAR	BAR	BAR	BAR		BAR	BAR	BAR	BAR	BAR	BAR
18-Jan-04	BAR	BAR	BAR	BAR	BAR	BAR	BAR	BAR		BAR	BAR	BAR	BAR	BAR	BAR
19-Jan-04	BAR	BAR	BAR	BAR	BAR	BAR	BAR	BAR		BAR	BAR	BAR	BAR	BAR	BAR
20-Jan-04	BAR	BAR	BAR	BAR	BAR	BAR	BAR	BAR		BAR	BAR	BAR	BAR	BAR	BAR
21-Jan-04	BAR	BAR	BAR	BAR	BAR	BAR	BAR	BAR		BAR	BAR	BAR	BAR	BAR	BAR
22-Jan-04	BAR	BAR	BAR	BAR	BAR	BAR	BAR	BAR		BAR	BAR	BAR	BAR	BAR	BAR

	018	019	020	022	025456	025463	025413	025461	025435	025436	025462	025415	025457	025416	025437
23-Jan-04	BAR **[Dr. Reeves Health Exam: Pig appears healthy.]**	BAR **[Dr. Reeves Health Exam: Pig appears healthy.]**	BAR **[Dr. Reeves Health Exam: Pig appears healthy.]**	BAR **[Dr. Reeves Health Exam: Pig appears healthy]**	BAR **[Dr. Reeves Health Exam: Pig appears healthy.]**	BAR **[Dr. Reeves Health Exam: Pig appears healthy.]**	BAR **[Dr. Reeves Health Exam: Pig appears healthy.]**	BAR **[Dr. Reeves Health Exam: Pig appears healthy.]**		BAR **[Dr. Reeves Health Exam: Pig appears healthy.]**	BAR **[Dr. Reeves Health Exam: Pig appears healthy.]**	BAR **[Dr. Reeves Health Exam: Pig appears healthy.]**	BAR **[Dr. Reeves Health Exam: Pig appears healthy.]**	BAR **[Dr. Reeves Health Exam: Pig appears healthy.]**	BAR **[Dr. Reeves Health Exam: Pig appears healthy.]**
24-Jan-04	BAR	BAR	BAR	BAR	BAR	BAR	BAR	BAR		BAR	BAR	BAR	BAR	BAR	BAR
25-Jan-04	BAR	BAR	BAR	BAR	BAR	BAR	BAR	BAR		BAR	BAR	BAR	BAR	BAR	BAR
26-Jan-04	BAR	BAR	BAR	BAR	BAR	BAR	BAR	BAR		BAR	BAR	BAR	BAR	BAR	BAR
27-Jan-04	BAR	BAR - put in individual pen due to large size	BAR - put in individual pen due to large size	BAR	BAR - put in individual pen due to large size	BAR	BAR - put in individual pen due to large size	BAR - put in individual pen due to large size		BAR - put in individual pen due to large size	BAR - put in individual pen due to large size	BAR - put in individual pen due to large size	BAR - put in individual pen due to large size	BAR - put in individual pen due to large size	BAR - put in individual pen due to large size
28-Jan-04	BAR	BAR	BAR	BAR	BAR	BAR	BAR	BAR		BAR	BAR	BAR	BAR	BAR	BAR
29-Jan-04	BAR	BAR	BAR	BAR	BAR	BAR	BAR	BAR		BAR	BAR	BAR	BAR	BAR	BAR
30-Jan-04	BAR	BAR	BAR	BAR	BAR	BAR	BAR	BAR		BAR	BAR	BAR	BAR	BAR	BAR
31-Jan-04	BAR	BAR	BAR	BAR	BAR	BAR	BAR	BAR		BAR	BAR	BAR	BAR	BAR	BAR
1-Feb-04	BAR	BAR	BAR	BAR	BAR	BAR	BAR	BAR		BAR	BAR	BAR	BAR	BAR	BAR
2-Feb-04	BAR	BAR	BAR	BAR	BAR	BAR	BAR	BAR		BAR	BAR	BAR	BAR	BAR	BAR
3-Feb-04	BAR	BAR	BAR	BAR	BAR	BAR	BAR	BAR		BAR	BAR	BAR	BAR	BAR	BAR
4-Feb-04	BAR	BAR	BAR	BAR	BAR	BAR	BAR	BAR		BAR	BAR	BAR	BAR	BAR	BAR
5-Feb-04	BAR	BAR	BAR	BAR	BAR	BAR	BAR	BAR		BAR	BAR	BAR	BAR	BAR	BAR
6-Feb-04															
7-Feb-04															
8-Feb-04	BAR	BAR	BAR	BAR	BAR	BAR	BAR	BAR		BAR	BAR	BAR	BAR	BAR	BAR
9-Feb-04	BAR	BAR	BAR	BAR	BAR	BAR	BAR	BAR		BAR	BAR	BAR	BAR	BAR	BAR
10-Feb-04	BAR	BAR	BAR	BAR	BAR	BAR	BAR	BAR		BAR	BAR	BAR	BAR	BAR	BAR
11-Feb-04	BAR	BAR	BAR	BAR	BAR	BAR	BAR	BAR		BAR	BAR	BAR	BAR	BAR	BAR
12-Feb-04	BAR	BAR	BAR	BAR	BAR	BAR	BAR	BAR		BAR	BAR	BAR	BAR	BAR	BAR
13-Feb-04	BAR	BAR	BAR	BAR	BAR	BAR	BAR	BAR		BAR	BAR	BAR	BAR	BAR	BAR
14-Feb-04	BAR	BAR	BAR	BAR	BAR	BAR	BAR	BAR		BAR	BAR	BAR	BAR	BAR	BAR
15-Feb-04	BAR	BAR	BAR	Lethargic and not eating much, some loose stool - received 2mg/kg Naxcel IM, Pedialyte PO, and Kaopetate PO	BAR	BAR	BAR	BAR		BAR	BAR	BAR	BAR	BAR	BAR
16-Feb-04	BAR	BAR	BAR	Lethargic, loose stool, bright yellow urine - received Naxcel IM, Pedialyte PO, and Kaopetate PO	BAR	BAR	BAR	BAR		BAR	BAR	BAR	BAR	BAR	BAR
17-Feb-04	BAR	BAR	BAR	More alert but not eating, very little stool - received Naxcel IM, Pedialyte PO, Ensure PO	BAR	BAR	BAR	BAR		BAR	BAR	BAR	BAR	BAR	BAR
18-Feb-04	BAR	BAR	BAR	Condition improving - received Naxcel IM, Pedialyte PO, Ensure PO	BAR	BAR	BAR	BAR		BAR	BAR	BAR	BAR	BAR	BAR
19-Feb-04	BAR	BAR	BAR	Condition still improing in AM, by PM looks weak and uncomfortable, temp is 104 F - received Naxcel IM, Pedialyte PO Ensure PO, 8ml Pen G IM in PM, 1ml Banamine IM in PM	BAR	BAR	BAR	BAR		BAR	BAR	BAR	BAR	BAR	BAR
20-Feb-04	BAR	BAR	BAR	Weak, temp is 102.9 F in AM, developing sores on eyes and face, will assist to stand 3x daily - received 8ml Pen G IM, 2 bottles Ensure PO. Saw Dr. Reeves in PM: septic? Recieved 2ml Dexamethesone IM and wil receive 8ml Pen G Procaine IM 2x daily for 7 days	BAR	BAR	BAR	BAR		BAR	BAR	BAR	BAR	BAR	BAR
21-Feb-04	BAR	BAR	BAR	Still looks poor, assisted o stand - received 8ml Pen G Procaine IM in AM and PM, eye ointment 3x daily, 2ml Dexamethasone	BAR	BAR	BAR	BAR		BAR	BAR	BAR	BAR	BAR	BAR
22-Feb-04	BAR	BAR	BAR	Still weak but eating and drinking, sores look better - received 8ml Pen G Procaine IM in AM and PM, 2ml Dexamethasone, eye ointment 3x daily, Ensure PO, and Pedialyte PO	BAR	BAR	BAR	BAR		BAR	BAR	BAR	BAR	BAR	BAR
23-Feb-04	BAR **[Dr. Reeves Health Exam: Pig appears healthy]**	BAR **[Dr. Reeves Health Exam: Pig appears healthy]**	BAR **[Dr. Reeves Health Exam: Pig appears healthy]**	Condition improving, sores look better - received 8ml Pen G Procaine IM in AM and PM, 2ml Dexamethasone, eye ointment 3x daily **[Dr. Reeves Health Exam: Diagnosed with influenza and secondary bacterial septicemia - treated with antibiotics and appears to be responding]**	BAR **[Dr. Reeves Health Exam: Pig appears healthy]**	BAR **[Dr. Reeves Health Exam: Pig appears healthy]**	BAR **[Dr. Reeves Health Exam: Pig appears healthy]**	BAR **[Dr. Reeves Health Exam: Pig appears healthy]**		BAR **[Dr. Reeves Health Exam: Pig appears healthy]**	BAR **[Dr. Reeves Health Exam: Pig appears healthy]**	BAR **[Dr. Reeves Health Exam: Pig appears healthy]**	BAR **[Dr. Reeves Health Exam: Pig appears healthy]**	BAR **[Dr. Reeves Health Exam: Pig appears healthy]**	BAR **[Dr. Reeves Health Exam: Pig appears healthy]**

	018	019	020	022	025456	025463	025413	025461	025435	025436	025462	025415	025457	025416	025437
24-Feb-04	BAR	BAR	BAR	Condition improving, sores almost gone, stool is slightly loose - received 8ml Pen G Procaine IM in AM and PM, 2ml Dexamethasone, eye ointment, –10ml Kaopectate PO	BAR	BAR	BAR	BAR		BAR	BAR	BAR	BAR	BAR	BAR
25-Feb-04	BAR	BAR	BAR	Condiion improving, firm stool, sores gone - received 8ml Pen G Procaine IM in AM and PM	BAR	BAR	BAR	BAR		BAR	BAR	BAR	BAR	BAR	BAR
26-Feb-04	BAR	BAR	BAR	Condition continuing to improve - recived 8ml Pen G Procaine IM n AM and PM	BAR	BAR	BAR	BAR		BAR	BAR	BAR	BAR	BAR	BAR
27-Feb-04	BAR	BAR	BAR	Condition continuing to improve, eating, drinking, brighter and more responsive	BAR	BAR	BAR	BAR		BAR	BAR	BAR	BAR	BAR	BAR
28-Feb-04	BAR	BAR	BAR	Codition continuing to improve, eating and drinking regularly	BAR	BAR	BAR	BAR		BAR	BAR	BAR	BAR	BAR	BAR
29-Feb-04	BAR	BAR	BAR	Alert and responsive, getting stronger	BAR	BAR	BAR	BAR		BAR	BAR	BAR	BAR	BAR	BAR
1-Mar-04	BAR	BAR	BAR	Alert and responsive, eating and drinking, eyes are clear	BAR	BAR	BAR	BAR		BAR	BAR	BAR	BAR	BAR	BAR
2-Mar-04	BAR	BAR	BAR	Alert and responsive, eating and drinking, gaining weight	BAR	BAR	BAR	BAR		BAR	BAR	BAR	BAR	BAR	BAR
3-Mar-04	BAR	BAR	BAR	Alert and responsive; seems to have recovered	BAR	BAR	BAR	BAR		BAR	BAR	BAR	BAR	BAR	BAR
4-Mar-04	BAR	BAR	BAR	Alert and responsive	BAR	BAR	BAR	BAR		BAR	BAR	BAR	BAR	BAR	BAR
5-Mar-04	BAR	BAR	BAR	Alert and responsive	BAR	BAR	BAR	BAR		BAR	BAR	BAR	BAR	BAR	BAR
6-Mar-04	BAR	BAR	BAR	Alert and responsive	BAR	BAR	BAR	BAR		BAR	BAR	BAR	BAR	BAR	BAR
7-Mar-04	BAR	BAR	BAR	Alert and responsive	BAR	BAR	BAR	BAR		BAR	BAR	BAR	BAR	BAR	BAR
8-Mar-04	BAR	BAR	BAR	Alert and responsive	BAR	BAR	BAR	BAR		BAR	BAR	BAR	BAR	BAR	BAR
9-Mar-04	BAR	BAR	BAR	Alert and responsive	BAR	BAR	BAR	BAR		BAR	BAR	BAR	BAR	BAR	BAR
10-Mar-04	BAR	BAR	BAR	Alert and responsive	BAR	BAR	BAR	BAR		BAR	BAR	BAR	BAR	BAR	BAR
11-Mar-04	BAR	BAR	BAR	Alert and responsive	BAR	BAR	BAR	BAR		BAR	BAR	BAR	BAR	BAR	BAR
12-Mar-04	BAR	BAR	BAR	Alert and responsive	BAR	BAR	BAR	BAR		BAR	BAR	BAR	BAR	BAR	BAR
13-Mar-04	BAR	BAR	BAR	Alert and responsive	BAR	BAR	BAR	BAR		BAR	BAR	BAR	BAR	BAR	BAR
14-Mar-04	BAR	BAR	BAR	BAR	BAR	BAR	BAR	BAR		BAR	BAR	BAR	BAR	BAR	BAR
15-Mar-04	BAR	BAR	BAR	BAR	BAR	BAR	BAR	BAR		BAR	BAR	BAR	BAR	BAR	BAR
16-Mar-04	BAR **[Dr. Reeves Health Exam: Pig appears healthy]**	BAR **[Dr. Reeves Health Exam: Pig appears healthy]**	BAR **[Dr. Reeves Health Exam: Pig appears healthy]**	BAR **[Dr. Reeves Health Exam: Diagnosed with influenza with secondary bacterial septicemia (Feb 20th). Responded to antibiotic therapy, but appears to be visually impaired presently. Able to eat, drink and move around.]**	BAR **[Dr. Reeves Health Exam: Pig appears healthy]**	BAR **[Dr. Reeves Health Exam: Pig appears healthy]**	BAR **[Dr. Reeves Health Exam: Pig appears healthy]**	BAR **[Dr. Reeves Health Exam: Pig appears healthy]**		BAR **[Dr. Reeves Health Exam: Pig appears healthy]**	BAR **[Dr. Reeves Health Exam: Pig appears healthy]**	BAR **[Dr. Reeves Health Exam: Pig appears healthy]**	BAR **[Dr. Reeves Health Exam: Pig appears healthy]**	BAR **[Dr. Reeves Health Exam: Pig appears healthy]**	BAR **[Dr. Reeves Health Exam: Pig appears healthy]**
17-Mar-04	BAR	BAR	BAR	BAR	BAR	BAR	BAR	BAR		BAR	BAR	BAR	BAR	BAR	BAR
18-Mar-04	BAR	BAR	BAR	BAR	BAR	BAR	BAR	BAR		BAR	BAR	BAR	BAR	BAR	BAR
19-Mar-04	BAR	BAR	BAR	BAR	BAR	BAR	BAR	BAR		BAR	BAR	BAR	BAR	BAR	BAR
20-Mar-04	BAR	BAR	BAR	BAR	BAR	BAR	BAR	BAR		BAR	BAR	BAR	BAR	BAR	BAR
21-Mar-04	BAR	BAR	BAR	BAR	BAR	BAR	BAR	BAR		BAR	BAR	BAR	BAR	BAR	BAR
22-Mar-04	BAR	BAR	BAR	BAR	BAR	BAR	BAR	BAR		BAR	BAR	BAR	BAR	BAR	BAR
23-Mar-04	BAR	BAR	BAR	BAR	BAR	BAR	BAR; weighed off study	BAR; weighed off study		BAR; weighed off study	BAR; weighed off study	BAR; weighed off study	BAR; weighed off study	BAR; weighed off study	BAR
24-Mar-04	BAR	BAR	BAR	BAR	BAR	BAR	BAR; feed removed in am, moved to meats lab in pm	BAR; feed removed in am, moved to meats lab in pm		BAR; feed removed in am, moved to meats lab in pm	BAR; feed removed in am, moved to meats lab in pm	BAR; feed removed in am, moved to meats lab in pm	BAR; feed removed in am, moved to meats lab in pm	BAR; feed removed in am, moved to meats lab in pm	BAR
25-Mar-04	BAR	BAR	BAR	BAR	BAR	BAR	BAR; processed for study	BAR; processed for study		BAR; processed for study	BAR; processed for study	BAR; processed for study	BAR; processed for study	BAR; processed for study	BAR
26-Mar-04	BAR	BAR	BAR	BAR	BAR	BAR									BAR
27-Mar-04	BAR	BAR	BAR	BAR	BAR	BAR									BAR
28-Mar-04	BAR	BAR	BAR	BAR	BAR	BAR									BAR
29-Mar-04	BAR	BAR	BAR	BAR	BAR	BAR									BAR
30-Mar-04	BAR	BAR	BAR	BAR	BAR	BAR									BAR
31-Mar-04	BAR	BAR	BAR	BAR	BAR	BAR									BAR
1-Apr-04	BAR	BAR	BAR	BAR	BAR	BAR									BAR
2-Apr-04	BAR	BAR	BAR	BAR	BAR	BAR									BAR
3-Apr-04	BAR	BAR	BAR	BAR	BAR	BAR									BAR
4-Apr-04	BAR	BAR	BAR	BAR	BAR	BAR									BAR
5-Apr-04	BAR	BAR	BAR	BAR	BAR	BAR									BAR
6-Apr-04	BAR - weighed off study	BAR - weighed off study	BAR - weighed off study	BAR - weighed with others but will not process with them due to light weight; will process with trial 2	BAR - weighed off study	BAR - weighed off study									BAR - weighed off study
7-Apr-04	BAR - feed removed AM, moved to meats lab PM	BAR - feed removed AM, moved to meats lab PM	BAR - feed removed AM, moved to meats lab PM	BAR	BAR - feed removed AM, moved to meats lab PM	BAR - feed removed AM, moved to meats lab PM									BAR - feed removed AM moved to meats lab PM
8-Apr-04	Processed for study	Processed for study	Processed for study	BAR	Processed for study	Processed for study									Processed for study
9-Apr-04				BAR											
10-Apr-04				BAR											

	018	019	020	022	025456	025463	025413	025461	025435	025436	025462	025415	025457	025416	025437
11-Apr-04				BAR											
12-Apr-04				BAR											
13-Apr-04				BAR											
14-Apr-04				BAR											
15-Apr-04				BAR											
16-Apr-04				BAR **[Dr. Reeves Health Exam: This pig was previously diagnosed as having influenza with a secondary bacterial septicemia. Appears to be fully recovered although eyes still appear cloudy. Eating and drinking well and appears to be gaining weight.]**											
17-Apr-04				BAR											
18-Apr-04				BAR											
19-Apr-04				BAR											
20-Apr-04				BAR											
21-Apr-04				BAR											
22-Apr-04				BAR											
23-Apr-04				BAR											
24-Apr-04				BAR											
25-Apr-04				BAR											
26-Apr-04				BAR											
27-Apr-04				BAR											
28-Apr-04				BAR											
29-Apr-04				BAR											
30-Apr-04				BAR											
1-May-04				BAR											
2-May-04				BAR											
3-May-04				BAR											
4-May-04				BAR											
5-May-04				BAR											
6-May-04				BAR											
7-May-04				BAR											
8-May-04				BAR											
9-May-04				BAR											
10-May-04				BAR											
11-May-04				BAR											
12-May-04				BAR											
13-May-04				BAR											
14-May-04				BAR											
15-May-04				BAR											
16-May-04				BAR											
17-May-04				BAR **[Dr. Reeves Health Exam: Pig was previously diagnosed with influenza and secondary bacterial septicemia but has recovered though eyes are still cloudy. Eating and drinking well.**											
18-May-04				BAR											
19-May-04				BAR											
20-May-04				BAR											
21-May-04				BAR											
22-May-04				BAR											
23-May-04				BAR											
24-May-04				BAR											
25-May-04				BAR											
26-May-04				BAR - weighed off study. Feed removed in AM but still has access to water. Will not be processed due to low weight.											
27-May-04				BAR - feed put back in AM after blood and urine sample obtained. Euthanized											

	024	027446	044584	044615	044661	044662
11-Jan-04	BAR	BAR	BAR	BAR	BAR	BAR
12-Jan-04	BAR	BAR	BAR	BAR	BAR	BAR
13-Jan-04	BAR	BAR	BAR	BAR	BAR	BAR
14-Jan-04	BAR	BAR	BAR	BAR	BAR	BAR
15-Jan-04	BAR	BAR	BAR	BAR	BAR	BAR
16-Jan-04	BAR	BAR	BAR	BAR	BAR	BAR
17-Jan-04	BAR	BAR	BAR	BAR	BAR	BAR
18-Jan-04	BAR	BAR	BAR	BAR	BAR	BAR
19-Jan-04	BAR	BAR	BAR	BAR	BAR	BAR
20-Jan-04	BAR	BAR	BAR	BAR	BAR	BAR
21-Jan-04	BAR	BAR	BAR	BAR	BAR	BAR
22-Jan-04	BAR	BAR	BAR	BAR	BAR	BAR
23-Jan-04	BAR **[Dr. Reeves Health Exam: Pig appears healthy.]**	BAR **[Dr. Reeves Health Exam: Pig appears healthy.]**	BAR **[Dr. Reeves Health Exam: Pig appears healthy.]**	BAR **[Dr. Reeves Health Exam: Pig appears healthy.]**	BAR **[Dr. Reeves Health Exam: Pig appears healthy.]**	BAR **[Dr. Reeves Health Exam: Pig appears healthy.]**
24-Jan-04	BAR	BAR	BAR	BAR	BAR	BAR
25-Jan-04	BAR	BAR	BAR	BAR	BAR	BAR
26-Jan-04	BAR	BAR	BAR	BAR	BAR	BAR
27-Jan-04	BAR	BAR	BAR	BAR	BAR	BAR
28-Jan-04	BAR	BAR	BAR	BAR	BAR	BAR
29-Jan-04	BAR	BAR	BAR	BAR	BAR	BAR
30-Jan-04	BAR	BAR	BAR	BAR	BAR	BAR
31-Jan-04	BAR	BAR	BAR	BAR	BAR	BAR
1-Feb-04	BAR	BAR	BAR			
2-Feb-04	BAR	BAR	BAR	BAR		
3-Feb-04	BAR	BAR	BAR	BAR		
4-Feb-04	BAR	BAR	BAR	BAR		
5-Feb-04	BAR - feed changed from starter to grower	BAR - feed changed from starter to grower	BAR - feed changed from starter to grower	BAR - feed changed from starter to grower		
6-Feb-04						
7-Feb-04						
8-Feb-04	BAR	BAR	BAR	BAR	BAR	BAR
9-Feb-04	BAR	BAR	BAR	BAR	BAR	BAR
10-Feb-04	BAR	BAR	BAR	BAR	BAR	BAR
11-Feb-04	BAR	BAR	BAR	BAR	BAR	BAR
12-Feb-04	BAR	BAR	BAR	BAR	BAR	BAR
13-Feb-04	BAR	BAR	BAR	BAR	BAR	BAR
14-Feb-04	BAR	BAR	BAR	BAR	BAR	BAR
15-Feb-04	BAR	BAR	BAR	BAR	BAR	BAR
16-Feb-04	BAR	BAR	BAR	BAR	BAR	BAR
17-Feb-04	BAR	BAR	BAR	BAR	BAR	BAR
18-Feb-04	BAR	BAR	BAR	BAR	BAR	BAR
19-Feb-04	BAR	BAR	BAR	BAR	BAR	BAR
20-Feb-04	BAR	BAR	BAR	BAR	BAR	BAR
21-Feb-04	BAR	BAR	BAR	BAR	BAR	BAR
22-Feb-04	BAR	BAR	BAR	BAR	BAR	BAR
23-Feb-04	BAR **[Dr. Reeves Health Exam: Pig appears healthy]**	BAR **[Dr. Reeves Health Exam: Pig appears healthy]**	BAR **[Dr. Reeves Health Exam: Pig appears healthy]**	BAR - moved to separate pen due to size **[Dr. Reeves Health Exam: Pig appears healthy]**	BAR **[Dr. Reeves Health Exam: Pig appears healthy]**	BAR **[Dr. Reeves Health Exam: Pig is slow grower with rough hair coat]**
24-Feb-04	BAR	BAR	BAR	BAR	BAR	BAR
25-Feb-04	BAR	BAR	BAR	BAR	BAR	BAR
26-Feb-04	BAR	BAR	BAR	BAR	BAR	BAR
27-Feb-04	BAR	BAR	BAR	BAR	BAR	BAR
28-Feb-04	BAR	BAR	BAR	BAR	BAR	BAR
29-Feb-04	BAR	BAR	BAR	BAR	BAR	BAR
1-Mar-04	BAR	BAR	BAR	BAR	BAR	BAR
2-Mar-04	BAR	BAR	BAR	BAR	BAR	BAR
3-Mar-04	BAR	BAR	BAR	BAR	BAR	BAR
4-Mar-04	BAR	BAR	BAR	BAR	BAR	BAR
5-Mar-04	BAR	BAR	BAR	BAR	BAR	BAR
6-Mar-04	BAR	BAR	BAR	BAR	BAR	BAR
7-Mar-04	BAR	BAR	BAR	BAR	BAR	BAR
8-Mar-04	BAR	BAR	BAR	BAR	BAR	BAR
9-Mar-04	BAR	BAR	BAR	BAR	BAR	BAR
10-Mar-04	BAR	BAR	BAR	BAR	BAR	BAR
11-Mar-04	BAR	BAR	BAR	BAR	BAR	BAR
12-Mar-04	BAR	BAR	BAR	BAR	BAR	BAR
13-Mar-04	BAR	BAR	BAR	BAR	BAR	BAR
14-Mar-04	BAR	BAR	BAR	BAR	BAR	BAR
15-Mar-04	BAR	BAR	BAR	BAR	BAR	BAR
16-Mar-04	BAR **[Dr. Reeves Health Exam: Pig appears healthy]**	BAR **[Dr. Reeves Health Exam: Pig appears healthy]**	BAR **[Dr. Reeves Health Exam: Pig appears healthy]**	BAR **[Dr. Reeves Health Exam: Pig appears healthy]**	BAR **[Dr. Reeves Health Exam: Pig appears healthy]**	BAR **[Dr. Reeves Health Exam: Pig appears healthy]**
17-Mar-04	BAR	BAR	BAR	BAR	BAR	BAR
18-Mar-04	BAR	BAR	BAR	BAR	BAR	BAR
19-Mar-04	BAR	BAR	BAR	BAR	BAR	BAR

	024	027446	044584	044615	044661	044662
20-Mar-04	BAR	BAR	BAR	BAR	BAR	BAR
21-Mar-04	BAR	BAR	BAR	BAR	BAR	BAR
22-Mar-04	BAR	BAR	BAR	BAR	BAR	BAR
23-Mar-04	BAR	BAR	BAR	BAR	BAR	BAR
24-Mar-04	BAR	BAR	BAR	BAR	BAR	BAR
25-Mar-04	BAR	BAR	BAR	BAR	BAR	BAR
26-Mar-04	BAR	BAR - swollen right rear dew claw - 5ml Pen G Procaine 2x daily IM	BAR	BAR	BAR	BAR
27-Mar-04	BAR	BAR - leg looks better - 5ml Pen G Procaine 2x daily IM	BAR	BAR	BAR	BAR
28-Mar-04	BAR	BAR - 5ml Pen G Procaine 2x daily IM	BAR	BAR	BAR	BAR
29-Mar-04	BAR	BAR - 5ml Pen G Procaine 2x daily IM	BAR	BAR	BAR	BAR
30-Mar-04	BAR	BAR - 5ml Pen G Procaine 2x daily IM	BAR	BAR	BAR	BAR
31-Mar-04	BAR	BAR	BAR	BAR	BAR	BAR
1-Apr-04	BAR	BAR	BAR	BAR	BAR	BAR
2-Apr-04	BAR	BAR	BAR	BAR	BAR	BAR
3-Apr-04	BAR	BAR	BAR	BAR	BAR	BAR
4-Apr-04	BAR	BAR	BAR	BAR	BAR	BAR
5-Apr-04	BAR	BAR	BAR	BAR	BAR	BAR
6-Apr-04	BAR	BAR	BAR	BAR	BAR	BAR
7-Apr-04	BAR	BAR	BAR	BAR	BAR	BAR
8-Apr-04	BAR	BAR	BAR	BAR	BAR	BAR
9-Apr-04	BAR	BAR	BAR	BAR	BAR	BAR
10-Apr-04	BAR	BAR	BAR	BAR	BAR	BAR
11-Apr-04	BAR	BAR	BAR	BAR	BAR	BAR
12-Apr-04	BAR	BAR	BAR	BAR	BAR	BAR
13-Apr-04	BAR	BAR	BAR	BAR	BAR	BAR
14-Apr-04	BAR	BAR	BAR	BAR	BAR	BAR
15-Apr-04	BAR	BAR	BAR	BAR	BAR	BAR
16-Apr-04	BAR **[Dr. Reeves Health Exam - Pig appears healthy]**	BAR **[Dr. Reeves Health Exam - Pig appears healthy]**	BAR **[Dr. Reeves Health Exam - Pig appears healthy]**	BAR **[Dr. Reeves Health Exam - Pig appears healthy]**	BAR **[Dr. Reeves Health Exam - Pig appears healthy]**	BAR **[Dr. Reeves Health Exam - Pig appears healthy]**
17-Apr-04	BAR	BAR	BAR	BAR	BAR	BAR
18-Apr-04	BAR	BAR	BAR	BAR	BAR	BAR
19-Apr-04	BAR	BAR	BAR	BAR - weighed off study. Feed removed in AM but still has access to water. Moved to meats lab in PM.	BAR	BAR - weighed off study. Feed removed in AM but still has access to water. Moved to meats lab in PM.
20-Apr-04	BAR	BAR	BAR	Processed for study	BAR	Processed for study
21-Apr-04	BAR	BAR	BAR		BAR	
22-Apr-04	BAR	BAR	BAR		BAR	
23-Apr-04	Has dropped weight but no difference in attitude or appetite noticed	BAR	BAR		BAR	
24-Apr-04	BAR	BAR	BAR		BAR	
25-Apr-04	BAR	BAR	BAR		BAR	
26-Apr-04	Dull in AM, lethargic and breathing hard by 1PM, temp is 100.6 - received 6ml Procaine Pen G IM BID per Dr. Reeves recommendation	BAR	BAR		BAR	
27-Apr-04	Very labored respiration, weak on hind end, not eating or deficating but is urinating, temp is 104.3 - received 6ml Procaine Pen G IM BID, 2ml Dexamethasone IM, 1ml Banamine IM, Pedialyte and Ensure PO - assisted to stand every three hours	BAR	BAR		BAR	
28-Apr-04	Standing more easily, coughing and open mouth breathing, drinking, temp is 101.6 - assisted to stand throughout day and night - received 6ml Procaine Pen G IM BID, Pedialyte and Ensure PO, 2ml Dexamethasone IM	BAR	BAR		BAR	

	024	027446	044584	044615	044661	044662
29-Apr-04	Standing more easily, drinking, urinating, has deficated some, more alert, temp is 100.5 - received 6ml Procaine Pen G IM BID, Pedialyte and Ensure PO	BAR	BAR		BAR	
30-Apr-04	Showing intrest in feed, drinking water, stronger on feet and legs - received 6ml Procaine Pen G IM BID, Pedialyte and Ensure PO	BAR	BAR		BAR	
1-May-04	Standing on his own, eating some, urinating and deficating - received pedialyte and ensure PO	BAR	BAR		BAR	
2-May-04	Standing and eating, urinating and deficating, alert and responsive - received Pedialyte and Ensure PO	BAR	BAR		BAR	
3-May-04	Alert and responsive, eating regularly	BAR	BAR		BAR	
4-May-04	Alert, vocal and responsive, eating regularly	BAR	BAR		BAR	
5-May-04	Alert and responsive, improving steadily	BAR	BAR		BAR	
6-May-04	Alert and responsive, improving steadily	BAR	BAR		BAR	
7-May-04	Alert and responsive, has lost considerable weight due to illness	BAR	BAR		BAR	
8-May-04	Alert and responsive, improving	BAR	BAR		BAR	
9-May-04	BAR - recovered	BAR	BAR			
10-May-04	BAR	BAR	BAR		Weighed off study. Feed removed in AM but still has access to water. Moved to meats lab in PM.	
11-May-04	BAR	BAR	BAR		Processed for study	
12-May-04	BAR	BAR	BAR			
13-May-04	BAR	BAR	BAR			
14-May-04	BAR	BAR	BAR			
15-May-04	BAR	BAR	BAR			
16-May-04	BAR	BAR	BAR			
17-May-04	BAR **[Dr. Reeves Health Exam - Diagnosed recently (April 26th) with pnemonia, fever, lethargy, and poor appetite. Treated for five days with Procaine Penicillin G. Responded well to treatment and is now eating, drinking and gaining weight.**	BAR **[Dr. Reeves Health Exam - Structurally unsound due to poor feet/leg conformation, but otherwise healthy]**	BAR **[Dr. Reeves Health Exam - Pig appears healthy]**			
18-May-04	BAR	BAR	BAR			
19-May-04	BAR	BAR	BAR			
20-May-04	BAR	BAR	BAR			
21-May-04	BAR	BAR	BAR			
22-May-04	BAR	BAR	BAR			
23-May-04	BAR	BAR	BAR			
24-May-04	BAR	BAR	BAR			
25-May-04	BAR	BAR	BAR			
26-May-04	BAR - weighed off study, feed removed in AM but still has access to water, moved to meats lab in PM	BAR - weighed off study, feed removed in AM but still has access to water, moved to meats lab in PM	BAR - weighed off study, feed removed in AM but still has access to water, moved to meats lab in PM			
27-May-04	Processed for study	Processed for study	Processed for study			

Gilt Number	Cell Line	Trial	Piglet ID	Day	Time	AM/PM	Temperature (oF)
W195	H498	1	O18	1	9:35	AM	99.7
W195	H498	1	O18	1	2:45	PM	99.1
W195	H498	1	O18	1	7:00	PM	99.8
W195	H498	1	O18	2	12:00	AM	101
W195	H498	1	O18	2	6:00	AM	101.1
W195	H498	1	O18	2	12:00	PM	100.5
W195	H498	1	O18	2	6:00	PM	101.6
W195	H498	1	O18	3	12:00	AM	102.2
W195	H498	1	O18	3	6:00	AM	101.1
W195	H498	1	O18	3	12:00	PM	101.5
W195	H498	1	O18	3	5:30	PM	100.7
W195	H498	1	O18	4	12:00	AM	101.5
W195	H498	1	O18	4	2:00	AM	100.9
W195	H498	1	O18	4	6:15	AM	100.7
W195	H498	1	O18	4	12:00	PM	101.3
W195	H498	1	O18	4	6:15	PM	101.4
W195	H498	1	O18	5	2:00	AM	101.7
W195	H498	1	O18	5	9:45	AM	101.6
W195	H498	1	O18	5	7:00	PM	101.7
W195	H498	1	O18	6	2:00	AM	101.8
W195	H498	1	O18	6	10:00	AM	101.3
W195	H498	1	O18	6	6:00	PM	101.2
W195	H498	1	O18	7	1:30	AM	101.3
W195	H498	1	O18	7	10:00	AM	101.7
W195	H498	1	O18	8	2:00	AM	101.9
W195	H498	1	O18	8	10:00	AM	101.8
W195	H498	1	O18	8	6:00	PM	101.2
W195	H498	1	O19	1	9:40	AM	99.1
W195	H498	1	O19	1	2:45	PM	98.3
W195	H498	1	O19	1	7:00	PM	101.2
W195	H498	1	O19	2	12:00	AM	100.6
W195	H498	1	O19	2	6:00	AM	100.7
W195	H498	1	O19	2	12:00	PM	100.5
W195	H498	1	O19	2	6:00	PM	100.8
W195	H498	1	O19	3	12:00	AM	101.8
W195	H498	1	O19	3	6:00	AM	100.9
W195	H498	1	O19	3	12:00	PM	101.4
W195	H498	1	O19	3	5:30	PM	101.7
W195	H498	1	O19	4	2:00	AM	101.9
W195	H498	1	O19	4	9:45	AM	101.8
W195	H498	1	O19	4	7:00	PM	101.9
W195	H498	1	O19	5	2:00	AM	101.6
W195	H498	1	O19	5	10:00	AM	102
W195	H498	1	O19	5	6:00	PM	100.7
W195	H498	1	O19	6	2:00	AM	100.9
W195	H498	1	O19	6	10:00	AM	101.2
W195	H498	1	O19	7	2:00	AM	101.4
W195	H498	1	O19	7	10:00	AM	101.4
W195	H498	1	O19	7	6:00	PM	101
W195	H498	1	O19	8	2:00	AM	102.2
W195	H498	1	O19	8	10:00	AM	101.4
W195	H498	1	O19	8	6:00	PM	101.9
W195	H498	1	O20	1	9:45	AM	98
W195	H498	1	O20	1	2:45	PM	99.6

Gilt Number	Cell Line	Trial	Piglet ID	Day	Time	AM/PM	Temperature (oF)
W195	H498	1	O20	1	7:00	PM	100.1
W195	H498	1	O20	2	12:00	AM	100.9
W195	H498	1	O20	2	6:00	AM	101.1
W195	H498	1	O20	2	12:00	PM	100.8
W195	H498	1	O20	2	6:00	PM	102.4
W195	H498	1	O20	3	12:00	AM	101.9
W195	H498	1	O20	3	6:00	AM	101.5
W195	H498	1	O20	3	12:00	PM	101.6
W195	H498	1	O20	3	5:30	PM	101.5
W195	H498	1	O20	4	12:00	AM	101.3
W195	H498	1	O20	4	2:00	AM	101.5
W195	H498	1	O20	4	9:45	AM	101.9
W195	H498	1	O20	4	7:00	PM	101.8
W195	H498	1	O20	5	2:00	AM	102
W195	H498	1	O20	5	10:00	AM	101.4
W195	H498	1	O20	5	6:00	PM	100.8
W195	H498	1	O20	6	1:30	AM	100.6
W195	H498	1	O20	6	10:00	AM	102
W195	H498	1	O20	7	2:00	AM	102.1
W195	H498	1	O20	7	10:00	AM	101
W195	H498	1	O20	7	6:00	PM	101.6
W195	H498	1	O20	8	2:00	AM	101.9
W195	H498	1	O20	8	10:00	AM	101.9
W195	H498	1	O20	8	6:00	PM	102.2
W170	H498	1	O22	1	10:00	AM	98.4
W170	H498	1	O22	1	11:15	AM	102.4
W170	H498	1	O22	1	12:30	PM	99
W170	H498	1	O22	1	1:20	PM	98.9
W170	H498	1	O22	1	2:30	PM	100
W170	H498	1	O22	1	4:25	PM	100.6
W170	H498	1	O22	1	7:20	PM	100.2
W170	H498	1	O22	1	8:00	PM	100.2
W170	H498	1	O22	1	11:45	PM	100.5
W170	H498	1	O22	2	4:00	AM	101
W170	H498	1	O22	2	10:00	AM	101.3
W170	H498	1	O22	2	12:00	PM	101
W170	H498	1	O22	2	1:30	PM	97.7
W170	H498	1	O22	2	3:45	PM	97.7
W170	H498	1	O22	2	5:30	PM	98.6
W170	H498	1	O22	3	2:00	AM	101.6
W170	H498	1	O22	3	6:00	AM	101.2
W170	H498	1	O22	3	10:00	AM	101.4
W170	H498	1	O22	3	6:00	PM	100.2
W170	H498	1	O22	4	12:00	AM	100.5
W170	H498	1	O22	4	2:00	am	100.9
W170	H498	1	O22	4	6:00	AM	101
W170	H498	1	O22	4	10:00	AM	101.6
W170	H498	1	O22	4	2:00	PM	101.7
W170	H498	1	O22	4	10:00	PM	101.2
W170	H498	1	O22	5	6:00	AM	101.3
W170	H498	1	O22	5	10:00	AM	101.5
W170	H498	1	O22	5	2:00	PM	101.5
W170	H498	1	O22	5	6:00	PM	101.2
W170	H498	1	O22	5	10:00	PM	101.3

Gilt Number	Cell Line	Trial	Piglet ID	Day	Time	AM/PM	Temperature (oF)
W170	H498	1	O22	6	2:00	AM	101.5
W170	H498	1	O22	6	6:00	AM	101.3
W170	H498	1	O22	6	10:00	AM	100.9
W170	H498	1	O22	6	6:00	PM	101.3
W170	H498	1	O22	6	10:00	PM	101.5
W170	H498	1	O22	7	2:00	AM	101.2
W170	H498	1	O22	7	6:00	AM	101.2
W170	H498	1	O22	7	10:00	AM	101.5
W170	H498	1	O22	7	2:00	PM	101.4
W170	H498	1	O22	7	6:00	PM	102.4
W170	H498	1	O22	7	10:00	PM	102.1
W170	H498	1	O22	8	2:00	AM	101.9
W170	H498	1	O22	8	6:00	AM	102
W170	H498	1	O22	8	10:00	AM	102.2
W170	H498	1	O22	8	2:00	PM	101.7
W170	H498	1	O22	8	6:00	PM	101.2
W170	H498	1	O22	8	10:00	PM	101.4
W220	435-2	1	O24	1	9:00	AM	97.7
W220	435-2	2	O24	1	12:00	PM	104.6
W220	435-2	2	O24	1	12:20	PM	103.8
W220	435-2	2	O24	1	2:00	PM	102
W220	435-2	2	O24	1	6:00	PM	101.7
W220	435-2	2	O24	1	8:00	PM	102
W220	435-2	2	O24	1	10:00	PM	102.6
W220	435-2	2	O24	2	12:00	AM	102.2
W220	435-2	2	O24	2	2:00	AM	101.3
W220	435-2	2	O24	2	4:00	AM	100.6
W220	435-2	2	O24	2	6:00	AM	101.2
W220	435-2	2	O24	2	8:00	AM	101.1
W220	435-2	2	O24	2	10:00	AM	102.1
W220	435-2	2	O24	2	2:00	PM	100.7
W220	435-2	2	O24	2	6:00	PM	101.6
W220	435-2	2	O24	2	10:00	PM	101.5
W220	435-2	2	O24	3	12:00	AM	101.7
W220	435-2	2	O24	3	2:00	AM	101.6
W220	435-2	2	O24	3	6:00	AM	101.1
W220	435-2	2	O24	3	10:00	AM	100.9
W220	435-2	2	O24	3	1:45	PM	101.1
W220	435-2	2	O24	3	6:00	PM	101.9
W220	435-2	2	O24	3	10:00	PM	101.6
W220	435-2	2	O24	4	2:00	AM	101.7
W220	435-2	2	O24	4	6:00	AM	102.5
W220	435-2	2	O24	4	10:00	AM	102.1
W220	435-2	2	O24	4	2:00	PM	100.8
W220	435-2	2	O24	4	6:00	PM	101.1
W220	435-2	2	O24	5	12:00	AM	101.7
W220	435-2	2	O24	5	6:00	AM	101.5
W220	435-2	2	O24	5	12:00	PM	101.9
W220	435-2	2	O24	5	6:00	PM	102.1
W220	435-2	2	O24	5	10:00	PM	101.6
W220	435-2	2	O24	6	12:00	AM	101.5
W220	435-2	2	O24	6	6:00	AM	101.8
W220	435-2	2	O24	6	11:40	AM	101.9
W220	435-2	2	O24	6	6:00	PM	101.8

Gilt Number	Cell Line	Trial	Piglet ID	Day	Time	AM/PM	Temperature (oF)
W220	435-2	2	O24	7	1:00	AM	101.4
W220	435-2	2	O24	7	12:00	PM	102.1
W220	435-2	2	O24	7	6:30	PM	102.3
W220	435-2	2	O24	8	6:00	AM	102.2
W220	435-2	2	O24	8	8:00	PM	103
W220	435-2	2	O24	8	9:30	PM	102

Day	# of Observations	Temperature (^{o}F)
1	25	100.38+0.18a
2	27	100.8+0.17a
3	23	101.40+0.19b
4	23	101.43+0.19b
5	19	101.53+0.21b
6	16	101.41+0.23b
7	17	101.59+0.22b
8	18	101.89+0.21b

Control piglets were obtained over 3 weeks of age from a commercial producer and no data was available.
Day 1 is day of birth and measurements were obtained over the first 8 days of life.

Gilt Number	Cell Line	Trial	Piglet ID	Day	Time	AM/PM	Heart rate (beats per min)
W195	H498	1	O18	1	9:35	AM	220
W195	H498	1	O18	1	2:45	PM	198
W195	H498	1	O18	1	7:00	PM	204
W195	H498	1	O18	1	8:30	PM	198
W195	H498	1	O18	1	10:30	PM	196
W195	H498	1	O18	2	12:00	AM	196
W195	H498	1	O18	2	2:00	AM	192
W195	H498	1	O18	2	4:00	AM	196
W195	H498	1	O18	2	6:00	AM	188
W195	H498	1	O18	2	8:15	AM	180
W195	H498	1	O18	2	10:30	AM	188
W195	H498	1	O18	2	12:00	PM	180
W195	H498	1	O18	2	2:00	PM	184
W195	H498	1	O18	2	4:00	PM	188
W195	H498	1	O18	2	6:00	PM	180
W195	H498	1	O18	2	8:00	PM	188
W195	H498	1	O18	2	10:00	PM	184
W195	H498	1	O18	3	12:00	AM	184
W195	H498	1	O18	3	2:00	AM	180
W195	H498	1	O18	3	4:00	AM	184
W195	H498	1	O18	3	6:00	AM	180
W195	H498	1	O18	3	8:00	AM	176
W195	H498	1	O18	3	10:00	AM	176
W195	H498	1	O18	3	12:00	PM	180
W195	H498	1	O18	3	2:00	PM	184
W195	H498	1	O18	3	4:15	PM	186
W195	H498	1	O18	3	5:30	PM	180
W195	H498	1	O18	3	7:30	PM	178
W195	H498	1	O18	3	9:30	PM	176
W195	H498	1	O18	4	12:00	AM	180
W195	H498	1	O18	4	2:00	AM	180
W195	H498	1	O18	4	4:00	AM	176
W195	H498	1	O18	4	6:15	AM	180
W195	H498	1	O18	4	8:15	AM	176
W195	H498	1	O18	4	10:00	AM	176
W195	H498	1	O18	4	12:00	PM	178
W195	H498	1	O18	4	2:00	PM	176
W195	H498	1	O18	4	4:00	PM	178
W195	H498	1	O18	4	6:15	PM	180
W195	H498	1	O18	4	8:15	PM	176
W195	H498	1	O18	4	10:00	PM	178
W195	H498	1	O18	5	2:00	AM	176
W195	H498	1	O18	5	6:00	AM	178
W195	H498	1	O18	5	9:45	AM	179
W195	H498	1	O18	5	2:00	PM	176
W195	H498	1	O18	5	7:00	PM	178
W195	H498	1	O18	5	10:00	PM	176
W195	H498	1	O18	6	2:00	AM	176
W195	H498	1	O18	6	6:00	AM	180
W195	H498	1	O18	6	10:00	AM	180
W195	H498	1	O18	6	6:00	PM	180
W195	H498	1	O18	6	10:00	PM	180
W195	H498	1	O18	7	1:30	AM	176
W195	H498	1	O18	7	5:45	AM	178

Gilt Number	Cell Line	Trial	Piglet ID	Day	Time	AM/PM	Heart rate (beats per min)
W195	H498	1	O18	7	10:00	AM	180
W195	H498	1	O18	7	2:00	PM	180
W195	H498	1	O18	7	10:00	PM	180
W195	H498	1	O18	8	2:00	AM	176
W195	H498	1	O18	8	6:00	AM	180
W195	H498	1	O18	8	10:00	AM	180
W195	H498	1	O18	8	2:00	PM	178
W195	H498	1	O18	8	6:00	PM	180
W195	H498	1	O18	8	10:00	PM	180
W195	H498	1	O19	1	9:40	AM	208
W195	H498	1	O19	1	2:45	PM	196
W195	H498	1	O19	1	7:00	PM	204
W195	H498	1	O19	1	8:30	PM	196
W195	H498	1	O19	1	10:30	PM	198
W195	H498	1	O19	2	12:00	AM	196
W195	H498	1	O19	2	2:00	AM	192
W195	H498	1	O19	2	4:00	AM	196
W195	H498	1	O19	2	6:00	AM	196
W195	H498	1	O19	2	8:15	AM	188
W195	H498	1	O19	2	10:30	AM	188
W195	H498	1	O19	2	12:00	PM	184
W195	H498	1	O19	2	2:00	PM	184
W195	H498	1	O19	2	4:00	PM	180
W195	H498	1	O19	2	6:00	PM	184
W195	H498	1	O19	2	8:00	PM	184
W195	H498	1	O19	2	10:00	PM	186
W195	H498	1	O19	3	12:00	AM	188
W195	H498	1	O19	3	2:00	AM	184
W195	H498	1	O19	3	4:00	AM	184
W195	H498	1	O19	3	6:00	AM	184
W195	H498	1	O19	3	8:00	AM	180
W195	H498	1	O19	3	10:00	AM	184
W195	H498	1	O19	3	12:00	PM	180
W195	H498	1	O19	3	2:00	PM	184
W195	H498	1	O19	3	4:15	PM	186
W195	H498	1	O19	3	5:30	PM	180
W195	H498	1	O19	3	7:30	PM	180
W195	H498	1	O19	3	9:30	PM	178
W195	H498	1	O19	4	2:00	AM	174
W195	H498	1	O19	4	6:00	AM	176
W195	H498	1	O19	4	9:45	AM	176
W195	H498	1	O19	4	2:00	PM	176
W195	H498	1	O19	4	7:00	PM	180
W195	H498	1	O19	4	10:00	PM	174
W195	H498	1	O19	5	2:00	AM	172
W195	H498	1	O19	5	6:00	AM	172
W195	H498	1	O19	5	10:00	AM	180
W195	H498	1	O19	5	6:00	PM	172
W195	H498	1	O19	5	10:00	PM	180
W195	H498	1	O19	6	2:00	AM	176
W195	H498	1	O19	6	6:00	AM	176
W195	H498	1	O19	6	10:00	AM	178
W195	H498	1	O19	6	2:00	PM	176
W195	H498	1	O19	6	10:00	PM	180

Gilt Number	Cell Line	Trial	Piglet ID	Day	Time	AM/PM	Heart rate (beats per min)
W195	H498	1	O19	7	2:00	AM	180
W195	H498	1	O19	7	6:00	AM	180
W195	H498	1	O19	7	10:00	AM	178
W195	H498	1	O19	7	2:00	PM	178
W195	H498	1	O19	7	6:00	PM	182
W195	H498	1	O19	7	10:00	PM	180
W195	H498	1	O19	8	2:00	AM	182
W195	H498	1	O19	8	6:00	AM	180
W195	H498	1	O19	8	10:00	AM	176
W195	H498	1	O19	8	2:00	PM	176
W195	H498	1	O19	8	6:00	PM	172
W195	H498	1	O19	8	10:00	PM	176
W195	H498	1	O20	1	9:45	AM	216
W195	H498	1	O20	1	2:45	PM	190
W195	H498	1	O20	1	4:20	PM	196
W195	H498	1	O20	1	7:00	PM	198
W195	H498	1	O20	1	8:30	PM	196
W195	H498	1	O20	1	10:30	PM	196
W195	H498	1	O20	2	12:00	AM	190
W195	H498	1	O20	2	2:00	AM	188
W195	H498	1	O20	2	4:00	AM	192
W195	H498	1	O20	2	6:00	AM	190
W195	H498	1	O20	2	8:15	AM	190
W195	H498	1	O20	2	10:30	AM	188
W195	H498	1	O20	2	12:00	PM	184
W195	H498	1	O20	2	4:00	PM	176
W195	H498	1	O20	2	6:00	PM	176
W195	H498	1	O20	2	8:00	PM	188
W195	H498	1	O20	2	10:00	PM	184
W195	H498	1	O20	3	12:00	AM	188
W195	H498	1	O20	3	2:00	AM	172
W195	H498	1	O20	3	4:00	AM	188
W195	H498	1	O20	3	6:00	AM	180
W195	H498	1	O20	3	8:00	AM	176
W195	H498	1	O20	3	10:00	AM	180
W195	H498	1	O20	3	12:00	PM	180
W195	H498	1	O20	3	2:00	PM	180
W195	H498	1	O20	3	4:15	PM	180
W195	H498	1	O20	3	5:30	PM	180
W195	H498	1	O20	3	7:30	PM	178
W195	H498	1	O20	3	9:30	PM	176
W195	H498	1	O20	4	12:00	AM	180
W195	H498	1	O20	4	2:00	AM	174
W195	H498	1	O20	4	6:00	AM	176
W195	H498	1	O20	4	9:45	AM	176
W195	H498	1	O20	4	2:00	PM	178
W195	H498	1	O20	4	7:00	PM	176
W195	H498	1	O20	4	10:00	PM	178
W195	H498	1	O20	5	2:00	AM	180
W195	H498	1	O20	5	6:00	AM	172
W195	H498	1	O20	5	10:00	AM	172
W195	H498	1	O20	5	6:00	PM	180
W195	H498	1	O20	5	10:00	PM	176
W195	H498	1	O20	6	1:30	AM	178

Gilt Number	Cell Line	Trial	Piglet ID	Day	Time	AM/PM	Heart rate (beats per min)
W195	H498	1	O20	6	5:45	AM	178
W195	H498	1	O20	6	10:00	AM	180
W195	H498	1	O20	6	2:00	PM	180
W195	H498	1	O20	6	10:00	PM	180
W195	H498	1	O20	7	2:00	AM	180
W195	H498	1	O20	7	6:00	AM	176
W195	H498	1	O20	7	10:00	AM	180
W195	H498	1	O20	7	2:00	PM	180
W195	H498	1	O20	7	6:00	PM	178
W195	H498	1	O20	7	10:00	PM	180
W195	H498	1	O20	8	2:00	AM	180
W195	H498	1	O20	8	6:00	AM	180
W195	H498	1	O20	8	10:00	AM	180
W195	H498	1	O20	8	2:00	PM	174
W195	H498	1	O20	8	6:00	PM	180
W195	H498	1	O20	8	10:00	PM	180
W170	H498	1	O22	1	10:00	AM	100
W170	H498	1	O22	1	12:30	PM	196
W170	H498	1	O22	1	2:30	PM	198
W170	H498	1	O22	1	4:25	PM	196
W170	H498	1	O22	1	6:00	PM	196
W170	H498	1	O22	1	8:00	PM	196
W170	H498	1	O22	1	10:00	PM	186
W170	H498	1	O22	1	11:45	PM	186
W170	H498	1	O22	2	2:00	AM	184
W170	H498	1	O22	2	4:00	AM	180
W170	H498	1	O22	2	6:00	AM	180
W170	H498	1	O22	2	8:00	AM	184
W170	H498	1	O22	2	10:00	AM	180
W170	H498	1	O22	2	12:00	PM	180
W170	H498	1	O22	2	1:30	PM	176
W170	H498	1	O22	2	2:30	PM	180
W170	H498	1	O22	2	3:45	PM	170
W170	H498	1	O22	2	5:30	PM	184
W170	H498	1	O22	2	7:30	PM	184
W170	H498	1	O22	3	12:30	AM	180
W170	H498	1	O22	3	2:00	AM	184
W170	H498	1	O22	3	4:00	AM	184
W170	H498	1	O22	3	6:00	AM	184
W170	H498	1	O22	3	7:45	AM	180
W170	H498	1	O22	3	10:00	AM	176
W170	H498	1	O22	3	12:00	PM	178
W170	H498	1	O22	3	2:00	PM	178
W170	H498	1	O22	3	6:00	PM	184
W170	H498	1	O22	4	12:00	AM	180
W170	H498	1	O22	4	2:00	am	178
W170	H498	1	O22	4	4:00	AM	178
W170	H498	1	O22	4	6:00	AM	178
W170	H498	1	O22	4	8:00	AM	180
W170	H498	1	O22	4	10:00	AM	180
W170	H498	1	O22	4	12:00	PM	180
W170	H498	1	O22	4	2:00	PM	180
W170	H498	1	O22	4	4:00	PM	178
W170	H498	1	O22	4	8:00	PM	180

Gilt Number	Cell Line	Trial	Piglet ID	Day	Time	AM/PM	Heart rate (beats per min)
W170	H498	1	O22	4	10:00	PM	180
W170	H498	1	O22	5	12:00	AM	176
W170	H498	1	O22	5	4:00	AM	180
W170	H498	1	O22	5	6:00	AM	180
W170	H498	1	O22	5	8:00	AM	180
W170	H498	1	O22	5	10:00	AM	180
W170	H498	1	O22	5	12:00	PM	178
W170	H498	1	O22	5	2:00	PM	178
W170	H498	1	O22	5	6:00	PM	176
W170	H498	1	O22	5	10:00	PM	180
W170	H498	1	O22	6	12:00	AM	174
W170	H498	1	O22	6	2:00	AM	180
W170	H498	1	O22	6	4:00	AM	176
W170	H498	1	O22	6	6:00	AM	180
W170	H498	1	O22	6	8:00	AM	176
W170	H498	1	O22	6	10:00	AM	178
W170	H498	1	O22	6	12:00	PM	180
W170	H498	1	O22	6	4:00	PM	178
W170	H498	1	O22	6	6:00	PM	178
W170	H498	1	O22	6	8:00	PM	178
W170	H498	1	O22	6	10:00	PM	176
W170	H498	1	O22	7	12:00	AM	180
W170	H498	1	O22	7	2:00	AM	180
W170	H498	1	O22	7	4:00	AM	180
W170	H498	1	O22	7	6:00	AM	178
W170	H498	1	O22	7	8:00	AM	176
W170	H498	1	O22	7	10:00	AM	180
W170	H498	1	O22	7	12:00	PM	180
W170	H498	1	O22	7	2:00	PM	176
W170	H498	1	O22	7	6:00	PM	176
W170	H498	1	O22	7	8:00	PM	178
W170	H498	1	O22	7	10:00	PM	178
W170	H498	1	O22	8	12:00	AM	176
W170	H498	1	O22	8	2:00	AM	176
W170	H498	1	O22	8	4:00	AM	180
W170	H498	1	O22	8	6:00	AM	176
W170	H498	1	O22	8	8:00	AM	180
W170	H498	1	O22	8	10:00	AM	180
W170	H498	1	O22	8	12:00	PM	172
W170	H498	1	O22	8	2:00	PM	176
W170	H498	1	O22	8	4:00	PM	176
W170	H498	1	O22	8	6:00	PM	176
W170	H498	1	O22	8	8:00	PM	180
W170	H498	1	O22	8	10:00	PM	180
W220	435-2	2	O24	2	4:00	AM	180
W220	435-2	2	O24	2	6:00	AM	180
W220	435-2	2	O24	2	8:00	AM	180
W220	435-2	2	O24	2	10:00	AM	176
W220	435-2	2	O24	2	12:00	PM	172
W220	435-2	2	O24	2	6:00	PM	170
W220	435-2	2	O24	2	8:00	PM	176
W220	435-2	2	O24	3	12:00	AM	176
W220	435-2	2	O24	3	2:00	AM	172
W220	435-2	2	O24	3	4:00	AM	172

Gilt Number	Cell Line	Trial	Piglet ID	Day	Time	AM/PM	Heart rate (beats per min)
W220	435-2	2	O24	3	6:00	AM	176
W220	435-2	2	O24	3	8:00	AM	176
W220	435-2	2	O24	3	10:00	AM	180
W220	435-2	2	O24	3	12:00	PM	176
W220	435-2	2	O24	3	1:45	PM	176
W220	435-2	2	O24	3	4:00	PM	180
W220	435-2	2	O24	3	6:00	PM	178
W220	435-2	2	O24	3	8:00	PM	180
W220	435-2	2	O24	3	10:00	PM	174
W220	435-2	2	O24	4	12:00	AM	180
W220	435-2	2	O24	4	2:00	AM	180
W220	435-2	2	O24	4	4:00	AM	172
W220	435-2	2	O24	4	6:00	AM	176
W220	435-2	2	O24	4	8:00	AM	176
W220	435-2	2	O24	4	10:00	AM	172
W220	435-2	2	O24	4	12:00	PM	168
W220	435-2	2	O24	4	2:00	PM	172
W220	435-2	2	O24	4	6:00	PM	180
W220	435-2	2	O24	4	10:00	PM	180
W220	435-2	2	O24	5	12:00	AM	176
W220	435-2	2	O24	5	2:00	AM	176
W220	435-2	2	O24	5	6:00	AM	178
W220	435-2	2	O24	5	9:45	AM	176
W220	435-2	2	O24	5	2:00	PM	180
W220	435-2	2	O24	5	6:00	PM	180
W220	435-2	2	O24	5	10:00	PM	180
W220	435-2	2	O24	6	2:00	AM	180
W220	435-2	2	O24	6	6:00	AM	180
W220	435-2	2	O24	6	10:00	AM	178
W220	435-2	2	O24	6	2:00	PM	172
W220	435-2	2	O24	6	6:00	PM	178
W220	435-2	2	O24	6	10:00	PM	174
W220	435-2	2	O24	7	1:00	AM	180
W220	435-2	2	O24	7	5:00	AM	180
W220	435-2	2	O24	7	10:00	AM	180
W220	435-2	2	O24	7	2:00	PM	180
W220	435-2	2	O24	7	6:30	PM	180
W220	435-2	2	O24	7	10:00	PM	178
W220	435-2	2	O24	8	3:00	AM	180
W220	435-2	2	O24	8	6:00	AM	176
W220	435-2	2	O24	8	10:00	AM	180
W220	435-2	2	O24	8	2:00	PM	180
W220	435-2	2	O24	8	9:30	PM	180

Day	# Observations	Heart rate (beats per min)
1	24	194.33+1.42a
2	53	184.22+0.96b
3	57	179.96+0.92c
4	46	177.30+1.03c
5	32	177.28+1.23c
6	32	177.94+1.23c
7	34	179.00+1.19c
8	35	178.11+1.18c

Control piglets were obtained over 3 weeks of age from a commercial producer and no data was available.
Day 1 is day of birth and measurements were obtained over the first 8 days of life.

Gilt Number	Cell Line	Trial	Piglet ID	Day	Time	AM/PM	Respiration (breaths per min)
W195	H498	1	O18	1	9:35	AM	96
W195	H498	1	O18	1	2:45	PM	90
W195	H498	1	O18	1	4:20	PM	90
W195	H498	1	O18	1	7:00	PM	76
W195	H498	1	O18	1	8:30	PM	84
W195	H498	1	O18	1	10:30	PM	84
W195	H498	1	O18	2	12:00	AM	90
W195	H498	1	O18	2	2:00	AM	84
W195	H498	1	O18	2	4:00	AM	88
W195	H498	1	O18	2	6:00	AM	84
W195	H498	1	O18	2	8:15	AM	76
W195	H498	1	O18	2	10:30	AM	76
W195	H498	1	O18	2	12:00	PM	76
W195	H498	1	O18	2	2:00	PM	80
W195	H498	1	O18	2	4:00	PM	80
W195	H498	1	O18	2	6:00	PM	72
W195	H498	1	O18	2	8:00	PM	80
W195	H498	1	O18	2	10:00	PM	78
W195	H498	1	O18	3	12:00	AM	78
W195	H498	1	O18	3	2:00	AM	78
W195	H498	1	O18	3	4:00	AM	80
W195	H498	1	O18	3	6:00	AM	76
W195	H498	1	O18	3	8:00	AM	72
W195	H498	1	O18	3	10:00	AM	76
W195	H498	1	O18	3	12:00	PM	76
W195	H498	1	O18	3	2:00	PM	76
W195	H498	1	O18	3	4:15	PM	76
W195	H498	1	O18	3	5:30	PM	80
W195	H498	1	O18	3	7:30	PM	76
W195	H498	1	O18	3	9:30	PM	72
W195	H498	1	O18	4	12:00	AM	76
W195	H498	1	O18	4	2:00	AM	72
W195	H498	1	O18	4	4:00	AM	76
W195	H498	1	O18	4	6:15	AM	72
W195	H498	1	O18	4	8:15	AM	74
W195	H498	1	O18	4	10:00	AM	76
W195	H498	1	O18	4	12:00	PM	74
W195	H498	1	O18	4	2:00	PM	72
W195	H498	1	O18	4	4:00	PM	72
W195	H498	1	O18	4	6:15	PM	72
W195	H498	1	O18	4	8:15	PM	74
W195	H498	1	O18	4	10:00	PM	70
W195	H498	1	O18	5	2:00	AM	66
W195	H498	1	O18	5	6:00	AM	70
W195	H498	1	O18	5	9:45	AM	72
W195	H498	1	O18	5	2:00	PM	70
W195	H498	1	O18	5	7:00	PM	72
W195	H498	1	O18	5	10:00	PM	68
W195	H498	1	O18	6	2:00	AM	72
W195	H498	1	O18	6	6:00	AM	72
W195	H498	1	O18	6	10:00	AM	70
W195	H498	1	O18	6	6:00	PM	72
W195	H498	1	O18	6	10:00	PM	72
W195	H498	1	O18	7	1:30	AM	70

Gilt Number	Cell Line	Trial	Piglet ID	Day	Time	AM/PM	Respiration (breaths per min)
W195	H498	1	O18	7	5:45	AM	70
W195	H498	1	O18	7	10:00	AM	68
W195	H498	1	O18	7	2:00	PM	68
W195	H498	1	O18	7	10:00	PM	72
W195	H498	1	O18	8	2:00	AM	72
W195	H498	1	O18	8	6:00	AM	72
W195	H498	1	O18	8	10:00	AM	66
W195	H498	1	O18	8	2:00	PM	68
W195	H498	1	O18	8	6:00	PM	68
W195	H498	1	O18	8	10:00	PM	72
W195	H498	1	O19	1	9:40	AM	90
W195	H498	1	O19	1	2:45	PM	92
W195	H498	1	O19	1	4:20	PM	96
W195	H498	1	O19	1	7:00	PM	90
W195	H498	1	O19	1	8:30	PM	90
W195	H498	1	O19	1	10:30	PM	84
W195	H498	1	O19	2	12:00	AM	90
W195	H498	1	O19	2	2:00	AM	88
W195	H498	1	O19	2	4:00	AM	92
W195	H498	1	O19	2	6:00	AM	90
W195	H498	1	O19	2	8:15	AM	84
W195	H498	1	O19	2	10:30	AM	84
W195	H498	1	O19	2	12:00	PM	72
W195	H498	1	O19	2	2:00	PM	76
W195	H498	1	O19	2	4:00	PM	80
W195	H498	1	O19	2	6:00	PM	80
W195	H498	1	O19	2	8:00	PM	80
W195	H498	1	O19	2	10:00	PM	78
W195	H498	1	O19	3	12:00	AM	72
W195	H498	1	O19	3	2:00	AM	78
W195	H498	1	O19	3	4:00	AM	84
W195	H498	1	O19	3	6:00	AM	80
W195	H498	1	O19	3	8:00	AM	76
W195	H498	1	O19	3	10:00	AM	76
W195	H498	1	O19	3	12:00	PM	80
W195	H498	1	O19	3	2:00	PM	76
W195	H498	1	O19	3	4:15	PM	76
W195	H498	1	O19	3	5:30	PM	72
W195	H498	1	O19	3	7:30	PM	72
W195	H498	1	O19	3	9:30	PM	72
W195	H498	1	O19	4	2:00	AM	70
W195	H498	1	O19	4	6:00	AM	70
W195	H498	1	O19	4	9:45	AM	70
W195	H498	1	O19	4	2:00	PM	74
W195	H498	1	O19	4	7:00	PM	74
W195	H498	1	O19	4	10:00	PM	70
W195	H498	1	O19	5	2:00	AM	76
W195	H498	1	O19	5	6:00	AM	72
W195	H498	1	O19	5	10:00	AM	72
W195	H498	1	O19	5	6:00	PM	68
W195	H498	1	O19	5	10:00	PM	68
W195	H498	1	O19	6	2:00	AM	68
W195	H498	1	O19	6	6:00	AM	72
W195	H498	1	O19	6	10:00	AM	70

Gilt Number	Cell Line	Trial	Piglet ID	Day	Time	AM/PM	Respiration (breaths per min)
W195	H498	1	O19	6	2:00	PM	68
W195	H498	1	O19	6	10:00	PM	68
W195	H498	1	O19	7	2:00	AM	72
W195	H498	1	O19	7	6:00	AM	72
W195	H498	1	O19	7	10:00	AM	68
W195	H498	1	O19	7	2:00	PM	68
W195	H498	1	O19	7	6:00	PM	70
W195	H498	1	O19	7	10:00	PM	72
W195	H498	1	O19	8	2:00	AM	78
W195	H498	1	O19	8	6:00	AM	68
W195	H498	1	O19	8	10:00	AM	68
W195	H498	1	O19	8	2:00	PM	74
W195	H498	1	O19	8	6:00	PM	72
W195	H498	1	O19	8	10:00	PM	68
W195	H498	1	O20	1	9:45	AM	98
W195	H498	1	O20	1	2:45	PM	84
W195	H498	1	O20	1	4:20	PM	96
W195	H498	1	O20	1	7:00	PM	90
W195	H498	1	O20	1	8:30	PM	84
W195	H498	1	O20	1	10:30	PM	78
W195	H498	1	O20	2	12:00	AM	86
W195	H498	1	O20	2	2:00	AM	84
W195	H498	1	O20	2	4:00	AM	88
W195	H498	1	O20	2	6:00	AM	80
W195	H498	1	O20	2	8:15	AM	84
W195	H498	1	O20	2	10:30	AM	80
W195	H498	1	O20	2	12:00	PM	80
W195	H498	1	O20	2	4:00	PM	80
W195	H498	1	O20	2	6:00	PM	76
W195	H498	1	O20	2	8:00	PM	80
W195	H498	1	O20	2	10:00	PM	78
W195	H498	1	O20	3	12:00	AM	72
W195	H498	1	O20	3	2:00	AM	76
W195	H498	1	O20	3	4:00	AM	78
W195	H498	1	O20	3	6:00	AM	76
W195	H498	1	O20	3	8:00	AM	72
W195	H498	1	O20	3	10:00	AM	76
W195	H498	1	O20	3	12:00	PM	80
W195	H498	1	O20	3	2:00	PM	78
W195	H498	1	O20	3	4:15	PM	72
W195	H498	1	O20	3	5:30	PM	72
W195	H498	1	O20	3	7:30	PM	72
W195	H498	1	O20	3	9:30	PM	70
W195	H498	1	O20	4	12:00	AM	80
W195	H498	1	O20	4	2:00	AM	70
W195	H498	1	O20	4	6:00	AM	70
W195	H498	1	O20	4	9:45	AM	74
W195	H498	1	O20	4	2:00	PM	74
W195	H498	1	O20	4	7:00	PM	72
W195	H498	1	O20	4	10:00	PM	70
W195	H498	1	O20	5	2:00	AM	76
W195	H498	1	O20	5	6:00	AM	68
W195	H498	1	O20	5	10:00	AM	66
W195	H498	1	O20	5	6:00	PM	72

Gilt Number	Cell Line	Trial	Piglet ID	Day	Time	AM/PM	Respiration (breaths per min)
W195	H498	1	O20	5	10:00	PM	68
W195	H498	1	O20	6	1:30	AM	68
W195	H498	1	O20	6	5:45	AM	72
W195	H498	1	O20	6	10:00	AM	72
W195	H498	1	O20	6	2:00	PM	78
W195	H498	1	O20	6	10:00	PM	64
W195	H498	1	O20	7	2:00	AM	68
W195	H498	1	O20	7	6:00	AM	68
W195	H498	1	O20	7	10:00	AM	68
W195	H498	1	O20	7	2:00	PM	74
W195	H498	1	O20	7	6:00	PM	68
W195	H498	1	O20	7	10:00	PM	68
W195	H498	1	O20	8	2:00	AM	78
W195	H498	1	O20	8	6:00	AM	72
W195	H498	1	O20	8	10:00	AM	72
W195	H498	1	O20	8	2:00	PM	72
W195	H498	1	O20	8	6:00	PM	76
W195	H498	1	O20	8	10:00	PM	68
W170	H498	1	O22	1	12:30	PM	92
W170	H498	1	O22	1	2:30	PM	88
W170	H498	1	O22	1	4:25	PM	90
W170	H498	1	O22	1	6:00	PM	90
W170	H498	1	O22	1	8:00	PM	90
W170	H498	1	O22	1	10:00	PM	92
W170	H498	1	O22	1	11:45	PM	80
W170	H498	1	O22	2	2:00	AM	84
W170	H498	1	O22	2	4:00	AM	80
W170	H498	1	O22	2	6:00	AM	76
W170	H498	1	O22	2	8:00	AM	76
W170	H498	1	O22	2	10:00	AM	72
W170	H498	1	O22	2	12:00	PM	76
W170	H498	1	O22	2	1:30	PM	72
W170	H498	1	O22	2	2:30	PM	80
W170	H498	1	O22	2	3:45	PM	80
W170	H498	1	O22	2	5:30	PM	72
W170	H498	1	O22	2	7:30	PM	84
W170	H498	1	O22	3	12:30	AM	76
W170	H498	1	O22	3	2:00	AM	72
W170	H498	1	O22	3	4:00	AM	76
W170	H498	1	O22	3	6:00	AM	76
W170	H498	1	O22	3	7:45	AM	76
W170	H498	1	O22	3	10:00	AM	76
W170	H498	1	O22	3	12:00	PM	78
W170	H498	1	O22	3	2:00	PM	74
W170	H498	1	O22	3	6:00	PM	76
W170	H498	1	O22	4	12:00	AM	72
W170	H498	1	O22	4	2:00	am	72
W170	H498	1	O22	4	4:00	AM	72
W170	H498	1	O22	4	6:00	AM	74
W170	H498	1	O22	4	8:00	AM	78
W170	H498	1	O22	4	10:00	AM	76
W170	H498	1	O22	4	12:00	PM	72
W170	H498	1	O22	4	2:00	PM	72
W170	H498	1	O22	4	4:00	PM	72

Gilt Number	Cell Line	Trial	Piglet ID	Day	Time	AM/PM	Respiration (breaths per min)
W170	H498	1	O22	4	8:00	PM	76
W170	H498	1	O22	4	10:00	PM	72
W170	H498	1	O22	5	12:00	AM	72
W170	H498	1	O22	5	4:00	AM	76
W170	H498	1	O22	5	6:00	AM	72
W170	H498	1	O22	5	8:00	AM	72
W170	H498	1	O22	5	10:00	AM	72
W170	H498	1	O22	5	12:00	PM	72
W170	H498	1	O22	5	2:00	PM	72
W170	H498	1	O22	5	6:00	PM	70
W170	H498	1	O22	5	10:00	PM	72
W170	H498	1	O22	6	12:00	AM	68
W170	H498	1	O22	6	2:00	AM	72
W170	H498	1	O22	6	4:00	AM	68
W170	H498	1	O22	6	6:00	AM	76
W170	H498	1	O22	6	8:00	AM	68
W170	H498	1	O22	6	10:00	AM	68
W170	H498	1	O22	6	12:00	PM	70
W170	H498	1	O22	6	4:00	PM	70
W170	H498	1	O22	6	6:00	PM	70
W170	H498	1	O22	6	8:00	PM	70
W170	H498	1	O22	6	10:00	PM	68
W170	H498	1	O22	7	12:00	AM	72
W170	H498	1	O22	7	2:00	AM	68
W170	H498	1	O22	7	4:00	AM	72
W170	H498	1	O22	7	6:00	AM	72
W170	H498	1	O22	7	8:00	AM	72
W170	H498	1	O22	7	10:00	AM	72
W170	H498	1	O22	7	12:00	PM	68
W170	H498	1	O22	7	2:00	PM	72
W170	H498	1	O22	7	6:00	PM	68
W170	H498	1	O22	7	8:00	PM	70
W170	H498	1	O22	7	10:00	PM	70
W170	H498	1	O22	8	12:00	AM	68
W170	H498	1	O22	8	2:00	AM	72
W170	H498	1	O22	8	4:00	AM	72
W170	H498	1	O22	8	6:00	AM	68
W170	H498	1	O22	8	8:00	AM	76
W170	H498	1	O22	8	10:00	AM	76
W170	H498	1	O22	8	12:00	PM	72
W170	H498	1	O22	8	2:00	PM	72
W170	H498	1	O22	8	4:00	PM	72
W170	H498	1	O22	8	6:00	PM	76
W170	H498	1	O22	8	8:00	PM	76
W170	H498	1	O22	8	10:00	PM	72
W220	435-2	2	O24	1	9:00	AM	88
W220	435-2	2	O24	1	12:00	PM	88
W220	435-2	2	O24	1	4:00	PM	88
W220	435-2	2	O24	1	6:00	PM	84
W220	435-2	2	O24	1	7:00	PM	88
W220	435-2	2	O24	1	8:00	PM	72
W220	435-2	2	O24	1	10:00	PM	80
W220	435-2	2	O24	2	12:00	AM	76
W220	435-2	2	O24	2	2:00	AM	76

Gilt Number	Cell Line	Trial	Piglet ID	Day	Time	AM/PM	Respiration (breaths per min)
W220	435-2	2	O24	2	4:00	AM	78
W220	435-2	2	O24	2	6:00	AM	76
W220	435-2	2	O24	2	8:00	AM	78
W220	435-2	2	O24	2	10:00	AM	78
W220	435-2	2	O24	2	12:00	PM	76
W220	435-2	2	O24	2	2:00	PM	76
W220	435-2	2	O24	2	6:00	PM	74
W220	435-2	2	O24	2	8:00	PM	72
W220	435-2	2	O24	2	10:00	PM	72
W220	435-2	2	O24	3	12:00	AM	76
W220	435-2	2	O24	3	2:00	AM	72
W220	435-2	2	O24	3	4:00	AM	68
W220	435-2	2	O24	3	6:00	AM	72
W220	435-2	2	O24	3	8:00	AM	76
W220	435-2	2	O24	3	10:00	AM	72
W220	435-2	2	O24	3	12:00	PM	68
W220	435-2	2	O24	3	1:45	PM	78
W220	435-2	2	O24	3	4:00	PM	80
W220	435-2	2	O24	3	6:00	PM	88
W220	435-2	2	O24	3	8:00	PM	78
W220	435-2	2	O24	3	10:00	PM	84
W220	435-2	2	O24	4	12:00	AM	72
W220	435-2	2	O24	4	2:00	AM	76
W220	435-2	2	O24	4	4:00	AM	76
W220	435-2	2	O24	4	6:00	AM	68
W220	435-2	2	O24	4	8:00	AM	72
W220	435-2	2	O24	4	10:00	AM	68
W220	435-2	2	O24	4	12:00	PM	72
W220	435-2	2	O24	4	2:00	PM	68
W220	435-2	2	O24	4	6:00	PM	66
W220	435-2	2	O24	4	10:00	PM	72
W220	435-2	2	O24	5	12:00	AM	68
W220	435-2	2	O24	5	2:00	AM	68
W220	435-2	2	O24	5	6:00	AM	70
W220	435-2	2	O24	5	9:45	AM	80
W220	435-2	2	O24	5	2:00	PM	78
W220	435-2	2	O24	5	6:00	PM	80
W220	435-2	2	O24	5	10:00	PM	80
W220	435-2	2	O24	6	2:00	AM	76
W220	435-2	2	O24	6	6:00	AM	72
W220	435-2	2	O24	6	10:00	AM	76
W220	435-2	2	O24	6	2:00	PM	80
W220	435-2	2	O24	6	6:00	PM	72
W220	435-2	2	O24	6	10:00	PM	72
W220	435-2	2	O24	7	1:00	AM	70
W220	435-2	2	O24	7	5:00	AM	72
W220	435-2	2	O24	7	10:00	AM	70
W220	435-2	2	O24	7	2:00	PM	72
W220	435-2	2	O24	7	6:30	PM	72
W220	435-2	2	O24	7	10:00	PM	74
W220	435-2	2	O24	8	3:00	AM	76
W220	435-2	2	O24	8	6:00	AM	68
W220	435-2	2	O24	8	10:00	AM	78
W220	435-2	2	O24	8	2:00	PM	76

Gilt Number	Cell Line	Trial	Piglet ID	Day	Time	AM/PM	Respiration (breaths per min)
W220	435-2	2	O24	8	9:30	PM	78

Day	# Observations	Respiration (breaths per min)
1	32	87.56+0.71a
2	57	79.61+0.53b
3	57	75.72+0.53c
4	46	72.52+0.59d
5	32	71.81+0.71de
6	32	71.06+0.71de
7	34	70.29+0.79e
8	35	72.34+0.68d

Control piglets were obtained over 3 weeks of age from a commercial producer and no data was available.
Day 1 is day of birth and measurements were obtained over the first 8 days of life.

Body Weight													
Treatment	**Barrow ID**	**Trial #**	**Line**	**DOB**	**BWT**	**On Test Date**	**On Test WT**	**Age on Test**	**Off Test Date**	**Off Test WT**	**Off Test Age**	**ADG**	**WDA**
Clone	Clone O18	1	Ham	3-Oct-03	2.80	21-Nov-03	42.6	49	6-Apr-04	265	186	1.62	1.41
Clone	Clone O19	1	Ham	3-Oct-03	2.40	21-Nov-03	38.8	49	6-Apr-04	244	186	1.50	1.30
Clone	Clone O20	1	Ham	3-Oct-03	2.40	21-Nov-03	41.7	49	6-Apr-04	280	186	1.74	1.49
Clone	Clone O21	1	Ham	12-Oct-03	2.30	21-Nov-03	17.2	40	21-May-04	190	222	0.95	0.85
Clone	Clone O22	1	Ham	12-Oct-03	2.40	21-Nov-03	26.4	40	21-May-04	289	222	1.44	1.29
Control	O25456	1	Ham	11-Oct-03	3.54	21-Nov-03	20.2	41	6-Apr-04	303	178	2.06	1.68
Control	O25463	1	Ham	11-Oct-03	4.60	21-Nov-03	17.4	41	6-Apr-04	283	178	1.94	1.56
Control	O25413	1	Ham	8-Oct-03	2.94	21-Nov-03	27.5	44	23-Mar-04	280	167	2.05	1.66
Control	O25461	1	Ham	11-Oct-03	4.56	21-Nov-03	30.7	41	23-Mar-04	304	164	2.22	1.83
Control	O25436	1	Ham	10-Oct-03	3.68	21-Nov-03	20.7	42	23-Mar-04	268	165	2.01	1.60
Control	O25462	1	Ham	11-Oct-03	3.26	21-Nov-03	24.8	41	23-Mar-04	266	164	1.96	1.60
Control	O25415	1	Ham	8-Oct-03	4.46	21-Nov-03	36.5	44	23-Mar-04	293	167	2.09	1.73
Control	O25457	1	Ham	11-Oct-03	3.56	21-Nov-03	25.1	41	23-Mar-04	259	164	1.90	1.56
Control	O25416	1	Ham	8-Oct-03	2.84	21-Nov-03	27.9	44	23-Mar-04	278	167	2.03	1.65
Control	O25437	1	Ham	10-Oct-03	3.92	21-Nov-03	26.6	42	6-Apr-04	280	179	1.85	1.54
Clone	023	2	Ham	13-Nov-03	2.00	16-Jan-04	19	64	26-May-04	198	195	1.37	1.01
Clone	024	2	Duroc	14-Nov-03	3.00	16-Jan-04	67	63	26-May-04	246	194	1.37	1.25
Control	027446	2	Ham	10-Nov-03	3.50	16-Jan-04	46	67	26-May-04	286	198	1.83	1.43
Control	044584	2	Ham	13-Nov-03	3.40	16-Jan-04	39	64	26-May-04	310	195	2.07	1.57
Control	044615	2	Ham	14-Nov-03	3.80	16-Jan-04	60	63	19-Apr-04	278	157	2.32	1.75
Control	044661	2	Ham	15-Nov-03	4.80	16-Jan-04	53.5	62	10-May-04	306	177	2.20	1.70
Control	044662	2	Ham	15-Nov-03	4.20	16-Jan-04	49.5	62	19-Apr-04	268	156	2.32	1.69

Treatment	**Trial**	**#**	**BWT**	**On Test Date**	**On Test WT**	**Age on Test**	**Off Test Date**	**Off Test WT**	**Off Test Age**	**ADG**	**WDA**
Clone	1	5	2.46		33.34	45.4		253.6	200.4	1.45	1.268
Clone	2	2	2.5		43	63.5		222	194.5	1.37	1.13
Control	1	10	3.736		25.74	42.1		281.4	169.3	2.011	1.641
Control	2	5	3.94		49.6	63.6		289.6	176.6	2.148	1.628
Averages		clone	2.47		36.10	50.57		244.57	198.71	1.43	1.23
		control	3.80		33.69	49.27		284.13	171.73	2.06	1.64

Treatment		#		**BWT**	**On Test Date**	**On Test WT**	**Age on Test**	**Off Test Date**	**Off Test WT**	**Off Test Age**	**ADG**	**WDA**
Control	Ham	15	mean	3.80		33.69	49.27		284.13	171.73	2.06	1.64
			stdev	0.61		13.15	10.61		15.97	12.38	0.15	0.10
			stderr	0.16		3.40	2.74		4.12	3.20	0.04	0.03
Clone	Ham	6	mean	2.30		28.62	48.40		240.20	202.20	1.40	1.19
			stdev	0.17		11.21	9.81		45.50	18.44	0.29	0.26
			stderr	0.07		4.58	4.01		18.58	7.53	0.12	0.11
Clone	Duroc	1		3.00		67.00	63.00		246.00	194.00	1.37	1.25

Collection Date	Trial #	treatment	Barrow ID	Line	WBC								
					WBC	SEG	BAND	LYMPH	MONO	EOS	BASO	Other	FIBR
					x 10^3/ul	x 10^3/ul	x 10^3/ul	x 10^3/ul	x 10^3/ul	x 10^3/ul	x 10^3/ul	x 10^3/ul	mg/dl
5-Dec-03	1	Clone	018	Ham	9.8	3.332	0.000	5.782	0.294	0.294	0.098	0.000	300
5-Dec-03	1	Clone	019	Ham	15.2	6.688	0.152	5.472	1.672	0.912	0.304	0.000	200
5-Dec-03	1	Clone	020	Ham	32.5	13.000	0.325	17.550	1.300	0.325	0.000	0.000	300
5-Dec-03	1	Clone	021	Ham	23.2	7.888	3.248	10.672	0.928	0.464	0.000	0.000	300
5-Dec-03	1	Clone	022	Ham	17.0	8.160	0.000	8.500	0.170	0.170	0.000	0.000	200
5-Dec-03	1	Control	025456	Ham	17.8	5.340	0.178	10.680	1.424	0.178	0.000	0.000	200
5-Dec-03	1	Control	025463	Ham	28.9	9.537	0.867	17.340	0.867	0.289	0.000	0.000	200
5-Dec-03	1	Control	025413	Ham	34.8	10.440	0.000	22.272	1.740	0.348	0.000	0.000	300
5-Dec-03	1	Control	025461	Ham	19.9	11.343	0.199	7.363	0.796	0.199	0.000	0.000	300
5-Dec-03	1	Control	025436	Ham	27.1	14.634	0.271	10.027	1.626	0.271	0.271	0.000	300
5-Dec-03	1	Control	025462	Ham	20.6	12.566	0.206	6.592	0.824	0.412	0.000	0.000	200
5-Dec-03	1	Control	025415	Ham	24.0	9.120	0.000	13.200	1.200	0.480	0.000	0.000	200
5-Dec-03	1	Control	025457	Ham	21.4	13.482	0.214	7.490	0.000	0.214	0.000	0.000	200
5-Dec-03	1	Control	025416	Ham	32.3	12.597	0.000	17.765	1.615	0.323	0.000	0.000	300
5-Dec-03	1	Control	025437	Ham	18.6	8.184	0.186	7.254	1.116	1.302	0.558	0.000	400
23-Jan-04	1	Clone	018	Ham	22.4	9.856	0.448	10.528	1.120	0.448	0.000	0.000	300
23-Jan-04	1	Clone	019	Ham	16.8	9.744	0.168	6.216	0.336	0.336	0.000	0.000	400
23-Jan-04	1	Clone	020	Ham	16.4	6.560	0.328	8.364	0.820	0.164	0.164	0.000	300
23-Jan-04	1	Clone	021	Ham	20.4	10.200	0.204	8.364	1.224	0.204	0.204	0.000	200
23-Jan-04	1	Clone	022	Ham	12.8	5.120	0.256	6.144	0.768	0.384	0.128	0.000	300
23-Jan-04	1	Control	025456	Ham	19.3	7.527	0.193	9.843	1.158	0.579	0.000	0.000	200
23-Jan-04	1	Control	025463	Ham	24.5	9.555	0.000	13.475	0.735	0.735	0.000	0.000	100
23-Jan-04	1	Control	025413	Ham	21.1	8.229	0.211	9.495	1.266	1.688	0.211	0.000	300
23-Jan-04	1	Control	025461	Ham	18.6	7.626	0.186	9.858	0.744	0.186	0.000	0.000	100
23-Jan-04	1	Control	025436	Ham	24.9	13.197	0.249	8.466	2.241	0.747	0.000	0.000	400
23-Jan-04	1	Control	025462	Ham	16.4	7.708	0.000	7.708	0.656	0.328	0.000	0.000	200
23-Jan-04	1	Control	025415	Ham	21.1	10.550	0.211	8.862	1.055	0.422	0.000	0.000	200
23-Jan-04	1	Control	025457	Ham	17.6	8.448	0.176	7.920	0.880	0.176	0.000	0.000	200
23-Jan-04	1	Control	025416	Ham	28.2	14.100	0.000	12.972	0.846	0.282	0.000	0.000	200
23-Jan-04	1	Control	025437	Ham	23.0	7.360	0.230	12.420	1.610	0.920	0.460	0.000	100
8-Apr-04	1	Clone	018	Ham	9.0	1.980	0.000	6.480	0.360	0.180	0.000	0.000	100
8-Apr-04	1	Clone	019	Ham	14.2	5.254	0.000	8.520	0.284	0.142	0.000	0.000	400
8-Apr-04	1	Clone	020	Ham	12.1	5.324	0.000	6.050	0.484	0.242	0.000	0.000	400
8-Apr-04	1	Control	025456	Ham	16.9	6.929	0.000	9.126	0.338	0.507	0.000	0.000	500
8-Apr-04	1	Control	025463	Ham	14.3	6.149	0.000	7.150	0.429	0.572	0.000	0.000	200
8-Apr-04	1	Control	025413	Ham	17.5	8.050	0.000	8.750	0.700	0.000	0.000	0.000	100
8-Apr-04	1	Control	025461	Ham	12.7	5.334	0.000	6.477	0.762	0.127	0.000	0.000	300
8-Apr-04	1	Control	025436	Ham	17.0	2.550	0.000	13.770	0.680	0.000	0.000	0.000	300
8-Apr-04	1	Control	025462	Ham	13.1	3.275	0.000	9.170	0.393	0.262	0.000	0.000	400
8-Apr-04	1	Control	025415	Ham	9.6	3.520	0.000	5.856	0.192	0.000	0.000	0.000	200
8-Apr-04	1	Control	025457	Ham	12.9	5.934	0.129	6.450	0.258	0.129	0.000	0.000	300

Collection Date	Trial #	treatment	Barrow ID	Line	WBC								
					WBC	SEG	BAND	LYMPH	MONO	EOS	BASO	Other	FIBR
					x 10^3/ul	x 10^3/ul	x 10^3/ul	x 10^3/ul	x 10^3/ul	x 10^3/ul	x 10^3/ul	x 10^3/ul	mg/dl
8-Apr-04	1	Control	025416	Ham	15.3	7.344	0.000	7.038	0.765	0.000	0.153	0.000	300
8-Apr-04	1	Control	025437	Ham	24.4	11.468	0.244	9.516	0.976	2.196	0.000	0.000	400
8-Apr-04	1	Clone	021	Ham	19.1	6.876	0.000	9.932	0.955	1.337	0.000	0.000	100
8-Apr-04	1	Clone	022	Ham	14.2	6.532	0.000	6.390	0.426	0.852	0.000	0.000	400
16-Jan-04	2	Clone	023	Ham	12.6	7.182	0.504	4.284	0.630	0.000	0.000	0.000	200
16-Jan-04	2	Clone	024	Duroc	13.2	7.260	0.396	5.016	0.264	0.264	0.000	0.000	500
16-Jan-04	2	Control	027446	Ham	26.6	10.374	0.798	13.832	0.798	0.532	0.266	0.000	200
16-Jan-04	2	Control	044584	Ham	18.9	8.316	0.000	9.261	0.945	0.378	0.000	0.000	200
16-Jan-04	2	Control	044615	Ham	18.5	9.990	0.185	7.400	0.740	0.185	0.000	0.000	100
16-Jan-04	2	Control	044661	Ham	15.6	8.892	0.000	5.928	0.468	0.156	0.156	0.000	300
16-Jan-04	2	Control	044662	Ham	12.7	5.969	0.254	5.588	0.508	0.381	0.000	0.000	200
16-Mar-04	2	Clone	023	Ham	21.8	10.464	0.218	8.720	0.872	0.654	0.872	0.000	200
16-Mar-04	2	Clone	024	Duroc	21.3	6.816	0.426	12.993	0.852	0.213	0.000	0.000	200
16-Mar-04	2	Control	027446	Ham	29.3	9.962	0.293	16.408	1.758	0.879	0.000	0.000	200
16-Mar-04	2	Control	044584	Ham	20.0	7.800	0.000	11.800	0.400	0.000	0.000	0.000	300
16-Mar-04	2	Control	044615	Ham	26.6	11.438	0.000	13.300	0.798	0.798	0.266	0.000	200
16-Mar-04	2	Control	044661	Ham	19.1	8.595	0.000	9.932	0.382	0.000	0.191	0.000	100
16-Mar-04	2	Control	044662	Ham	20.2	6.262	0.000	12.120	0.808	1.010	0.000	0.000	200
27-May-04	2	Clone	023	Ham	17.5	4.550	0.000	11.725	0.350	0.700	0.175	0.000	100
27-May-04	2	Clone	024	Duroc	19.6	9.996	0.000	6.860	2.156	0.392	0.196	0.000	300
27-May-04	2	Control	027446	Ham	22.8	9.120	0.000	12.540	0.912	0.228	0.000	0.000	400
27-May-04	2	Control	044584	Ham	9.4	3.008	0.000	6.298	0.000	0.094	0.000	0.000	300
27-May-04	2	Control	044661	Ham	14.5	7.395	0.290	6.090	0.580	0.000	0.000	0.145	100
27-May-04	2	Control	044615	Ham	15.4	5.082	0.154	9.394	0.616	0.154	0.000	0.000	300
27-May-04	2	Control	044662	Ham	18.2	4.914	0.182	10.738	0.546	1.638	0.182	0.000	300

Date	Trial	TRT	#/TRT	WBC	SEG	BAND	LYMPH	MONO	EOS	BASO	Other	FIBR
				x 10^3/ul	x 10^3/ul	x 10^3/ul	x 10^3/ul	x 10^3/ul	x 10^3/ul	x 10^3/ul	x 10^3/ul	mg/dl
5-Dec-03	1	Clone	5	19.54	7.81	0.75	9.60	0.87	0.43	0.08	0.00	260.00
5-Dec-03	1	Control	10	24.54	10.72	0.21	12.00	1.12	0.40	0.08	0.00	260.00
23-Jan-04	1	Clone	5	17.76	8.30	0.28	7.92	0.85	0.31	0.10	0.00	300.00
23-Jan-04	1	Control	10	21.47	9.43	0.15	10.10	1.12	0.61	0.07	0.00	200.00
8-Apr-04	1	Clone	5	13.72	5.19	0.00	7.47	0.50	0.55	0.00	0.00	280.00
8-Apr-04	1	Control	10	15.37	6.06	0.04	8.33	0.55	0.38	0.02	0.00	300.00
16-Jan-04	2	Clone	2	12.90	7.22	0.45	4.65	0.45	0.13	0.00	0.00	350.00
16-Jan-04	2	Control	5	18.46	8.71	0.25	8.40	0.69	0.33	0.08	0.00	200.00
16-Mar-04	2	Clone	2	21.55	8.64	0.32	10.86	0.86	0.43	0.44	0.00	200.00
16-Mar-04	2	Control	5	23.04	8.81	0.06	12.71	0.83	0.54	0.09	0.00	200.00
27-May-04	2	Clone	2	18.55	7.27	0.00	9.29	1.25	0.55	0.19	0.00	200.00
27-May-04	2	Control	5	16.06	5.90	0.13	9.01	0.53	0.42	0.04	0.03	280.00
			Literature Ranges	11 to 22	2 to 15	0 to 0.8	3.8 to 16.5	0 to 1.0	0 to 1.5	0 to 3		200 to 400

Collection Date	Trial #	Treatment	Barrow ID	Line	RBC/PLT											
					HCT	RBC	HGB	MCV	MCH	MCHC	Platelets	MPV	PLT EST	ABS retic	Retic	NRBC
					%	x 10^6/ul	g/dl	fl	pg	g/dl	x 10^3/ul	fl		x 10^3/ul	%	
5-Dec-03	1	Clone	018	Ham	29.0	4.77	7.5	60.7	15.7	25.8	397	8.8	adequate	5	0.1	0
5-Dec-03	1	Clone	019	Ham	32.0	6.96	10.8	45.9	15.5	33.7	439	9.5	adequate	0	0.0	0
5-Dec-03	1	Clone	020	Ham	28.0	6.52	10.2	42.9	15.6	36.4	445	8.4	adequate	7	0.1	0
5-Dec-03	1	Clone	021	Ham	30.0	5.51	8.6	54.4	15.6	28.6	417	8.7	adequate	22	0.4	0
5-Dec-03	1	Clone	022	Ham	31.0	6.89	10.3	44.9	14.9	33.2	539	9.2	adequate	7	0.1	0
5-Dec-03	1	Control	025456	Ham	26.0	5.80	8.7	44.8	15.0	33.4	647	9.7	adequate	58	1.0	1
5-Dec-03	1	Control	025463	Ham	29.0	5.27	8.7	55.4	16.5	29.8	634	13.9	adequate	47	0.9	0
5-Dec-03	1	Control	025413	Ham	28.5	6.38	9.0	44.6	14.1	31.5	622	9.0	adequate	115	1.8	0
5-Dec-03	1	Control	025461	Ham	29.0	5.54	10.6	52.3	19.1	36.5	705	9.0	adequate	139	2.5	0
5-Dec-03	1	Control	025436	Ham	28.5	5.19	9.7	54.9	18.7	34.0	593	8.6	adequate	130	2.5	0
5-Dec-03	1	Control	025462	Ham	24.0	5.53	7.8	43.4	14.1	32.5	692	9.8	adequate	55	1.0	1
5-Dec-03	1	Control	025415	Ham	32.0	6.54	10.7	48.9	16.4	33.4	713	9.6	adequate	105	1.6	0
5-Dec-03	1	Control	025457	Ham	29.0	6.13	9.8	47.3	16.0	33.7	681	9.6	adequate	147	2.4	1
5-Dec-03	1	Control	025416	Ham	26.5	6.09	8.7	43.5	14.3	32.8	782	8.8	adequate	85	1.4	0
5-Dec-03	1	Control	025437	Ham	28.5	5.13	9.9	55.5	19.3	34.7	387	8.2	adequate	103	2.0	0
23-Jan-04	1	Clone	018	Ham	36.0	7.90	11.1	45.6	14.1	30.8	559	8.4		16	0.2	0
23-Jan-04	1	Clone	019	Ham	32.5	7.72	10.9	42.1	14.1	33.5	610	8.4	adequate	0	0.0	0
23-Jan-04	1	Clone	020	Ham	32.5	7.84	10.9	41.4	13.9	33.5	453	8.7	adequate	0	0.0	0
23-Jan-04	1	Clone	021	Ham	31.5	7.14	11.1	44.1	15.5	35.2	609	9.1		0	0.0	0
23-Jan-04	1	Clone	022	Ham	34.0	7.57	11.3	44.9	14.9	33.2	426	8.7	adequate	8	0.1	0
23-Jan-04	1	Control	025456	Ham	35.5	7.42	12.2	47.8	16.4	34.4	458	8.8	adequate	7	0.1	0
23-Jan-04	1	Control	025463	Ham	33.0	7.25	11.6	45.5	16.0	35.1	415	9.1	adequate	15	0.2	0
23-Jan-04	1	Control	025413	Ham	34.0	8.27	11.5	41.1	13.9	33.8	395	6.8	adequate	0	0.0	0
23-Jan-04	1	Control	025461	Ham	33.0	6.57	11.9	50.2	18.1	36.1	430	7.8	adequate	72	1.1	0
23-Jan-04	1	Control	025436	Ham	30.5	5.91	10.6	51.6	17.9	34.8	671	7.6	adequate	12	0.2	0
23-Jan-04	1	Control	025462	Ham	30.5	6.96	10.3	43.8	14.8	33.8	351	7.0	adequate	56	0.8	0
23-Jan-04	1	Control	025415	Ham	33.0	7.55	11.8	43.7	15.6	35.8	443	8.0		0	0.0	0
23-Jan-04	1	Control	025457	Ham	32.0	7.12	11.6	44.9	16.3	36.2	475	7.9	adequate	7	0.1	0
23-Jan-04	1	Control	025416	Ham	33.5	8.43	11.5	39.7	13.6	34.3	449	6.4	adequate	17	0.2	0
23-Jan-04	1	Control	025437	Ham	35.5	6.70	11.9	53.0	17.8	33.5	363	8.5	adequate	0	0.0	0
8-Apr-04	1	Clone	018	Ham	32.5	7.41	11.0	43.9	14.8	33.8	42	8.6	decr	15	0.2	0
8-Apr-04	1	Clone	019	Ham	38.5	8.84	13.2	43.6	14.9	34.3	142	8.1	clumps	0	0.0	0
8-Apr-04	1	Clone	020	Ham	38.5	8.81	12.7	43.7	14.4	33.0	162	7.9	sl. decr	18	0.2	0
8-Apr-04	1	Control	025456	Ham	44.5	8.64	14.7	51.5	17.0	33.0	231	8.7	adequate	17	0.2	0
8-Apr-04	1	Control	025463	Ham	42.0	8.77	13.8	47.9	15.7	32.9	317	8.8	adequate	18	0.2	0
8-Apr-04	1	Control	025413	Ham	41.5	8.51	14.0	48.8	16.5	33.7	259	7.0	adequate	9	0.1	0
8-Apr-04	1	Control	025461	Ham	38.0	7.18	13.6	52.9	18.9	35.8	311	7.8	adequate	0	0.0	0
8-Apr-04	1	Control	025436	Ham	37.0	6.26	11.1	59.1	17.7	30.0	434	8.3	adequate	13	0.2	0
8-Apr-04	1	Control	025462	Ham	37.0	6.29	11.3	58.4	18.0	30.5	326	8.5	adequate	6	0.1	0
8-Apr-04	1	Control	025415	Ham	37.0	6.53	10.7	56.7	16.4	28.9	287	7.6	adequate	7	0.1	0
8-Apr-04	1	Control	025457	Ham	39.0	7.01	12.8	55.6	18.3	32.8	65	7.8	clumps	0	0.0	0
8-Apr-04	1	Control	025416	Ham	41.5	8.59	13.8	48.3	16.1	33.2	212	9.9	adequate	9	0.1	0
8-Apr-04	1	Control	025437	Ham	40.0	6.97	12.1	57.4	17.4	30.2	332	8.2	adequate	35	0.5	0
8-Apr-04	1	Clone	021	Ham	36.8	7.07	11.6	52.0	16.4	31.5	126	9.5	clumps	14	0.2	0
8-Apr-04	1	Clone	022	Ham	42.0	8.80	13.1	47.7	14.9	31.2	319	8.8	adequate	18	0.2	2
16-Jan-04	2	Clone	023	Ham	37.0	8.65	12.5	42.8	14.5	33.3	242	9.5	adequate	26	0.3	0
16-Jan-04	2	Clone	024	Duroc	31.0	6.56	9.9	46.3	15.1	31.9	625	8.2	adequate	13	0.2	0
16-Jan-04	2	Control	027446	Ham	32.0	5.95	10.6	53.8	17.8	33.1	386	8.9	adequate	131	2.2	0
16-Jan-04	2	Control	044584	Ham	31.5	5.71	10.0	55.7	17.5	31.7	425	7.3	adequate	114	2.0	0
16-Jan-04	2	Control	044615	Ham	29.0	5.39	9.8	53.8	18.2	33.7	365	8.7	adequate	11	0.2	0
16-Jan-04	2	Control	044661	Ham	32.5	6.80	10.4	47.8	15.3	32.0	366	8.7	adequate	75	1.1	0
16-Jan-04	2	Control	044662	Ham	32.0	5.96	10.3	54.0	17.3	32.2	328	8.4	adequate	54	0.9	0
16-Mar-04	2	Clone	023	Ham	37.0	8.17	11.4	45.3	14.0	30.8	616	8.9	adequate	33	0.4	0
16-Mar-04	2	Clone	024	Duroc	39.0	8.84	12.6	44.1	14.3	32.3	416	8.4	adequate	44	0.5	0
16-Mar-04	2	Control	027446	Ham	29.0	6.51	11.3	44.5	17.4	38.9	291	8.9	adequate	7	0.1	0
16-Mar-04	2	Control	044584	Ham	34.0	7.05	11.5	48.2	16.3	33.8	358	7.4	adequate	14	0.2	1
16-Mar-04	2	Control	044615	Ham	31.5	5.84	11.0	53.9	18.8	34.9	336	8.4	adequate	12	0.2	0
16-Mar-04	2	Control	044661	Ham	34.5	8.06	12.0	42.8	14.9	34.8	327	9.1	adequate	32	0.4	0
16-Mar-04	2	Control	044662	Ham	34.0	6.79	11.1	50.1	16.3	32.6	320	8.6	adequate	20	0.3	0
27-May-04	2	Clone	023	Ham	40.0	8.69	12.4	46.0	14.3	31.0	130	7.0	clumps	35	0.4	0
27-May-04	2	Clone	024	Duroc	41.5	9.23	13.6	45.0	14.7	32.8	511	8.7	clumps	28	0.3	0
27-May-04	2	Control	027446	Ham	47.5	9.51	15.7	49.9	16.5	33.0	344	9.0	clumps	48	0.5	1
27-May-04	2	Control	044584	Ham	36.5	6.92	12.2	52.7	17.6	33.4	284	7.9	clumps	48	0.7	1
27-May-04	2	Control	044661	Ham	39.5	8.70	13.6	45.4	15.6	34.4	267	9.2	adequate	26	0.3	0
27-May-04	2	Control	044615	Ham	39.0	7.36	13.8	53.0	18.8	35.3	219	8.4	clumps	22	0.3	0
27-May-04	2	Control	044662	Ham	37.5	7.37	12.4	50.9	16.8	33.1	326	8.5	clumps	74	1.0	0

				HCT	RBC	HGB	MCV	MCH	MCHC	Platelets	MPV	PLT EST	ABS retic	Retic	NRBC
Trial	Date	TRT	#/TRT	%	x 10^6/ul	g/dl	fl	pg	g/dl	x 10^3/ul	fl		x 10^3/ul	%	
1	5-Dec-03	Clone	5	30.00	6.13	9.48	49.76	15.46	31.54	447.40	8.92		8.20	0.14	0.00
1	5-Dec-03	Control	10	28.10	5.76	9.36	49.06	16.35	33.23	645.60	9.62		98.40	1.71	0.30
1	23-Jan-04	Clone	5	33.30	7.63	11.06	43.62	14.50	33.24	531.40	8.66		4.80	0.06	0.00
1	23-Jan-04	Control	10	33.05	7.22	11.49	46.13	16.04	34.78	445.00	7.79		18.60	0.27	0.00
1	8-Apr-04	Clone	5	37.66	8.19	12.32	46.18	15.08	32.76	158.20	8.58		13.00	0.16	0.40
1	8-Apr-04	Control	10	39.75	7.48	12.79	53.66	17.20	32.10	277.40	8.26		11.40	0.15	0.00
2	16-Jan-04	Clone	2	34.00	7.61	11.20	44.55	14.80	32.60	433.50	8.85		19.50	0.25	0.00
2	16-Jan-04	Control	5	31.40	5.96	10.22	53.02	17.22	32.54	374.00	8.40		77.00	1.28	0.00
2	16-Mar-04	Clone	2	38.00	8.51	12.00	44.70	14.15	31.55	516.00	8.65		38.50	0.45	0.00
2	16-Mar-04	Control	5	32.60	6.85	11.38	47.90	16.74	35.00	326.40	8.48		17.00	0.24	0.20
2	27-May-04	Clone	2	40.75	8.96	13.00	45.50	14.50	31.90	320.50	7.85		31.50	0.35	0.00
2	27-May-04	Control	5	40.00	7.97	13.54	50.38	17.06	33.84	288.00	8.60		43.60	0.56	0.40
	Literature Ranges				5 to 7	9 to 13	52 to 56		29 to 34	200-500				0 to 12	

Collection Date	Trial #	Trt	Barrow ID	Line	Urea Nitrogen	Total Protein	Albumin	Alk Phos	ALT	Glucose	Calcium	AST	Creatine Kinase	Amylase	Lipase	Cholesterol	Bile Acids	GGTP	SDH	Creatinine	Sodium	Potassium	Chloride	Bicarb.	Anion GAP
					Measurment/Units																				
					Serum Chemistry																				
					mg/dl	g/dl	g/dl	U/L	U/L	mg/dl	mg/dl	U/L	U/L	U/L	U/L	mg/dl	umol/L	U/L	U/L	mg/dl	mmol/L	mmol/L	mmol/L	mmol/L	mmol/L
5-Dec-03	1	Clone	018	Ham	15	4.5	2.9	179	28	96	9.3	30	322	974	17	98	16.9	82	0.0	1.7	143	4.9	108	15	25
5-Dec-03	1	Clone	019	Ham	14	4.4	2.9	261	54	100	9.5	55	1094	1172	11	79	14.1	50	0.0	1.7	141	6.3	100	26	21
5-Dec-03	1	Clone	020	Ham	14	5.0	3.5	191	44	82	9.6	47	815	1093	21	83	19.4	86	0.0	1.7	144	5.2	104	22	23
5-Dec-03	1	Clone	021	Ham	23	4.9	3.1	156	36	73	9.8	58	376	1161	31	91	20.5	115	0.0	1.4	150	6.5	108	23	26
5-Dec-03	1	Clone	022	Ham	11	4.4	2.9	190	32	106	9.9	32	402	1167	31	74	16.8	82	0.0	1.2	142	5.6	101	26	21
5-Dec-03	1	Control	025456	Ham	9	4.8	3.7	281	98	117	10.6	51	1170	4119	12	42	14.6	66	0.0	1.5	144	6.4	103	26	21
5-Dec-03	1	Control	025463	Ham	10	4.9	3.4	324	123	118	10.6	107	5213	4120	19	64	40.9	61	0.0	1.3	147	5.8	103	20	30
5-Dec-03	1	Control	025413	Ham	12	5.6	4.2	286	53	127	11.9	27	342	4219	19	65	22.7	51	0.0	1.3	153	7.5	107	18	36
5-Dec-03	1	Control	025461	Ham	13	5.2	4.1	228	84	112	10.9	31	857	2338	14	54	19.9	50	0.0	1.1	144	6.2	100	28	22
5-Dec-03	1	Control	025436	Ham	13	5.0	3.5	264	53	114	10.4	32	395	1899	12	62	8.4	32	0.0	0.9	146	5.7	104	24	24
5-Dec-03	1	Control	025462	Ham	9	5.9	4.3	184	54	112	10.9	43	770	2978	14	51	10.7	82	0.0	1.1	145	6.0	102	23	26
5-Dec-03	1	Control	025415	Ham	16	5.2	3.9	201	82	119	11.1	35	727	5100	10	68	14.8	71	0.0	1.2	144	5.2	102	25	22
5-Dec-03	1	Control	025457	Ham	13	5.2	4.1	228	84	122	10.9	31	857	2338	14	54	19.9	50	0.0	1.1	146	5.6	103	26	23
5-Dec-03	1	Control	025416	Ham	14	5.5	4.1	264	73	131	11.5	30	1160	3269	12	63	25.0	56	0.0	1.2	148	6.3	101	23	30
5-Dec-03	1	Control	025437	Ham	11	5.5	4.2	224	53	112	10.8	27	519	1418	14	70	14.1	25	0.0	1.0	146	5.5	105	26	21
23-Jan-04	1	Clone	018	Ham	11	5.8	3.3	169	38	99	10.0	30	1396	1199	9	83	27.2	42	0.0	2.0	146	5.1	102	30	19
23-Jan-04	1	Clone	019	Ham	14	6.1	2.9	187	39	109	9.9	19	262	1201	8	129	54.7	51	0.0	1.6	146	5.7	101	33	18
23-Jan-04	1	Clone	020	Ham	15	5.8	3.3	184	37	105	9.7	23	660	1160	8	115	39.7	47	0.0	2.1	146	5.6	102	30	20
23-Jan-04	1	Clone	021	Ham	26	6.0	2.8	93	34	91	10.6	44	554	1131	11	93	47.8	48	4.4	1.7	149	5.7	105	30	20
23-Jan-04	1	Clone	022	Ham	15	5.6	3.3	181	45	114	9.9	24	927	1190	9	91	40.0	56	0.0	1.8	143	5.3	101	30	17
23-Jan-04	1	Control	025456	Ham	11	5.5	3.8	140	46	97	10.8	17	298	4031	10	79	40.5	51	0.0	1.4	149	5.4	104	31	19
23-Jan-04	1	Control	025463	Ham	13	5.0	3.5	172	58	113	9.9	25	270	3470	13	79	33.4	36	0.4	1.5	148	5.0	105	30	18
23-Jan-04	1	Control	025413	Ham	13	5.4	3.4	116	31	98	10.2	12	177	3664	15	78	14.4	39	0.4	1.4	147	5.5	104	31	18
23-Jan-04	1	Control	025461	Ham	12	5.9	3.8	139	40	88	10.7	18	359	2375	11	78	27.2	56	0.1	1.5	148	5.1	103	31	19
23-Jan-04	1	Control	025436	Ham	11	5.7	3.4	128	28	89	10.1	16	188	1323	7	83	17.7	27	0.6	1.1	147	4.7	102	31	19
23-Jan-04	1	Control	025462	Ham	11	5.8	3.8	120	42	105	10.6	19	388	2854	10	76	25.0	36	0.0	1.3	147	5.4	104	30	18
23-Jan-04	1	Control	025415	Ham	13	5.3	3.8	103	44	111	10.5	19	340	5368	10	86	20.2	59	0.0	1.8	149	5.9	102	34	19
23-Jan-04	1	Control	025457	Ham	11	5.2	3.6	130	49	102	10.0	14	493	2036	11	82	30.1	35	0.0	1.4	150	5.1	103	33	19
23-Jan-04	1	Control	025416	Ham	16	5.8	4.1	140	56	103	10.2	13	842	3072	13	71	25.7	45	0.0	1.8	149	5.3	104	30	20
23-Jan-04	1	Control	025437	Ham	13	5.9	4.1	143	49	93	10.7	18	272	1089	11	91	80.0	27	0.0	1.6	149	4.9	106	29	19
8-Apr-04	1	Clone	018	Ham	19	6.8	4.3	137	57	93	9.6	59	4926	1263	9	100	30.3	34	0.0	2.4	146	6.2	103	29	20
8-Apr-04	1	Clone	019	Ham	18	6.4	4.2	157	57	94	9.4	68	3061	1322	13	94	63.8	37	13.9	2.0	144	6.1	101	29	20
8-Apr-04	1	Clone	020	Ham	17	6.2	4.0	115	51	105	9.5	65	4539	991	11	96	62.7	35	19.2	2.3	144	7.4	101	29	21
8-Apr-04	1	Control	025456	Ham	18	7.5	5.1	125	67	87	10.7	34	2250	4274	20	129	49.4	52	0.0	2.2	144	8.0	101	28	23
8-Apr-04	1	Control	025463	Ham	19	6.7	4.6	167	84	91	9.6	68	2793	3577	22	112	55.5	34	19.8	1.8	144	8.3	102	29	21
8-Apr-04	1	Control	025413	Ham	20	7.5	4.5	163	61	73	10.6	53	3585	4314	15	94	11.9	42	0.2	1.9	144	6.5	100	28	23
8-Apr-04	1	Control	025461	Ham	14	7.6	4.8	174	53	96	10.2	44	3108	3082	42	104	22.7	47	3.9	1.9	138	8.2	98	30	18
8-Apr-04	1	Control	025436	Ham	17	7.1	4.9	130	44	84	10.6	39	2008	1705	7	112	26.3	28	4.1	1.8	145	6.9	104	26	22
8-Apr-04	1	Control	025462	Ham	19	8.0	4.9	136	60	97	10.9	55	3202	3214	9	109	25.5	39	0.0	2.0	142	6.7	98	26	25
8-Apr-04	1	Control	025415	Ham	22	7.1	4.9	125	74	93	11.0	63	4282	6252	10	99	14.2	46	0.2	2.1	150	6.3	105	29	22
8-Apr-04	1	Control	025457	Ham	15	7.5	4.8	106	56	100	10.7	57	7678	2065	12	91	24.3	35	0.0	1.9	144	7.2	102	29	20
8-Apr-04	1	Control	025416	Ham	21	7.7	5.1	170	76	96	11.1	48	3478	3643	10	112	39.3	48	0.6	2.6	148	6.1	102	28	24
8-Apr-04	1	Control	025437	Ham	17	7.3	4.9	144	60	80	10.5	48	2458	1557	24	115	30.1	25	2.1	1.7	143	5.8	101	25	23
8-Apr-04	1	Clone	021	Ham	20	6.4	3.6	129	103	93	10.1	210	12876	1120	14	92	30.7	96	2.2	4.2	145	6.9	98	30	24
8-Apr-04	1	Clone	022	Ham	19	7.1	3.9	101	47	72	10.1	60	3578	1136	5	106	38.2	47	22.5	2.5	148	7.5	104	27	23

Collection Date	Trial #	Trt	Barrow ID	Line	Urea Nitrogen	Total Protein	Albumin	Alk Phos	ALT	Glucose	Calcium	AST	Creatine Kinase	Amylase	Lipase	Cholesterol	Bile Acids	GGTP	SDH	Creatinine	Sodium	Potassium	Chloride	Bicarb.	Anion GAP
					Measurment/Units																				
					Serum Chemistry																				
					mg/dl	g/dl	g/dl	U/L	U/L	mg/dl	mg/dl	U/L	U/L	U/L	U/L	mg/dl	umol/L	U/L	U/L	mg/dl	mmol/L	mmol/L	mmol/L	mmol/L	mmol/L
16-Jan-04	2	Clone	023	Ham	31	6.5	3.6	78	72	139	11.2	68	786	568	4	103	21.9	58	0.0	2.5	127	5.9	93	13	27
16-Jan-04	2	Clone	024	Duroc	14	5.8	4.2	260	44	130	11.2	21	1200	2643	8	61	20.9	14	0.4	1.0	145	5.4	101	29	20
16-Jan-04	2	Control	027446	Ham	10	5.2	4.0	249	53	121	10.5	46	1624	2182	7	74	19.9	48	0.0	1.4	144	5.4	103	22	24
16-Jan-04	2	Control	044584	Ham	15	5.0	3.7	212	43	121	10.9	86	3831	3148	6	58	27.5	50	0.0	1.6	144	5.9	102	27	21
16-Jan-04	2	Control	044615	Ham	13	4.9	3.4	226	81	115	11.0	33	1071	2853	10	68	19.5	44	0.0	1.3	145	5.3	103	27	20
16-Jan-04	2	Control	044661	Ham	10	5.4	3.8	243	92	109	11.4	54	682	4159	16	61	26.3	36	0.0	1.3	144	5.7	101	29	20
16-Jan-04	2	Control	044662	Ham	9	5.2	3.7	171	55	113	10.4	37	799	2635	11	73	16.6	35	0.0	1.1	144	5.1	104	26	19
16-Mar-04	2	Clone	023	Ham	14	6.3	2.9	181	52	98	9.9	22	314	1130	4	91	132.6	42	2.8	1.6	143	5.1	101	28	19
16-Mar-04	2	Clone	024	Duroc	10	6.6	4.1	111	68	107	10.8	38	686	2793	13	79	19.7	12	0.0	2.4	146	6.2	103	29	20
16-Mar-04	2	Control	027446	Ham	11	5.6	3.7	139	47	96	10.1	23	790	1990	10	84	46.2	39	2.0	1.7	146	4.8	104	27	20
16-Mar-04	2	Control	044584	Ham	13	6.3	3.7	106	56	100	10.5	24	718	3110	10	74	53.2	33	1.7	1.5	144	5.3	103	28	18
16-Mar-04	2	Control	044615	Ham	13	6.2	3.9	122	60	103	10.3	68	4559	2336	12	75	28.4	31	0.1	2.3	144	5.9	103	28	19
16-Mar-04	2	Control	044661	Ham	13	6.2	3.7	159	70	103	10.7	33	749	4207	17	74	40.2	32	1.0	1.8	148	5.9	103	28	23
16-Mar-04	2	Control	044662	Ham	9	6.2	3.8	109	48	100	10.1	23	332	2689	12	79	29.0	34	2.3	1.7	143	4.2	102	26	19
27-May-04	2	Clone	023	Ham	13	5.9	3.3	141	40	70	9.8	27	883	1070	5	106	29.2	35	0.0	2.2	142	4.2	97	30	20
27-May-04	2	Clone	024	Duroc	20	9.0	4.3	92	72	62	10.9	64	1334	2623	12	101	21.1	15	5.5	1.9	145	7.7	100	27	26
27-May-04	2	Control	027446	Ham	29	7.6	4.7	158	161	102	11.7	459	36792	2272	27	147	29.3	55	3.6	2.6	154	8.1	104	17	41
27-May-04	2	Control	044584	Ham	21	6.8	3.9	74	57	85	10.3	58	7604	2773	8	97	28.5	55	0.5	2.1	147	8.0	104	28	23
27-May-04	2	Control	044661	Ham	18	7.4	4.6	173	64	114	11.1	45	2677	4432	28	86	33.4	46	0.0	2.0	146	7.5	103	23	28
27-May-04	2	Control	044615	Ham	16	7.1	5.0	149	73	112	11.4	35	2302	2640	15	98	24.5	43	0.0	2.1	147	8.3	102	20	33
27-May-04	2	Control	044662	Ham	16	7.2	4.6	123	44	102	10.8	33	1375	2844	26	96	23.8	40	1.8	1.8	147	6.9	103	24	27

Trial	Date	Trt	#/TRT	Urea Nitrogen	Total Protein	Albumin	Alk Phos	ALT	Glucose	Calcium	AST	Creatine Kinase	Amylase	Lipase	Cholesterol	Bile Acids	GGTP	SDH	Creatinine	Sodium	Potassium	Chloride	Bicarb.	Anion GAP
				mg/dl	g/dl	g/dl	U/L	U/L	mg/dl	mg/dl	U/L	U/L	U/L	U/L	mg/dl	umol/L	U/L	U/L	mg/dl	mmol/L	mmol/L	mmol/L	mmol/L	mmol/L
1	5-Dec-03	Clone	5	15.40	4.64	3.06	195.40	38.80	91.40	9.62	44.40	601.80	1113.40	22.20	85.00	17.54	83.00	0.00	1.54	144.00	5.70	104.20	22.40	23.20
1	5-Dec-03	Control	10	12.00	5.28	3.95	248.40	75.70	118.40	10.96	41.40	1201.00	3179.80	14.00	59.30	19.10	54.40	0.00	1.17	146.30	6.02	103.00	23.90	25.50
1	23-Jan-04	Clone	5	16.20	5.86	3.12	162.80	38.60	103.60	10.02	28.00	759.80	1176.20	9.00	102.20	41.88	48.80	0.88	1.84	146.00	5.48	102.20	30.60	18.80
1	23-Jan-04	Control	10	12.40	5.55	3.73	133.10	44.30	99.90	10.37	17.10	362.70	2928.20	11.10	80.30	31.42	41.10	0.15	1.48	148.30	5.23	103.70	31.00	18.80
1	8-Apr-04	Clone	5	18.60	6.58	4.00	127.80	63.00	91.40	9.74	92.40	5796.00	1166.40	10.40	97.60	45.14	49.80	11.56	2.68	145.40	6.82	101.40	28.80	21.60
1	8-Apr-04	Control	10	18.20	7.40	4.85	144.00	63.50	89.70	10.59	50.90	3484.20	3368.30	17.10	107.70	29.92	39.60	3.09	1.99	144.20	7.00	101.30	27.80	22.10
2	16-Jan-04	Clone	2	22.50	6.15	3.90	169.00	58.00	134.50	11.20	44.50	993.00	1605.50	6.00	82.00	21.40	36.00	0.20	1.75	136.00	5.65	97.00	21.00	23.50
2	16-Jan-04	Control	5	11.40	5.14	3.72	220.20	64.80	115.80	10.84	51.20	1601.40	2995.40	10.00	66.80	21.96	42.60	0.00	1.34	144.20	5.48	102.60	26.20	20.80
2	16-Mar-04	Clone	2	12.00	6.45	3.50	146.00	60.00	102.50	10.35	30.00	500.00	1961.50	8.50	85.00	76.15	27.00	1.40	2.00	144.50	5.65	102.00	28.50	19.50
2	16-Mar-04	Control	5	11.80	6.10	3.76	127.00	56.20	100.40	10.34	34.20	1429.60	2866.40	12.20	77.20	39.40	33.80	1.42	1.80	145.00	5.22	103.00	27.40	19.80
2	27-May-04	Clone	2	16.50	7.45	3.80	116.50	56.00	66.00	10.35	45.50	1108.50	1846.50	8.50	103.50	25.15	25.00	2.75	2.05	143.50	5.95	98.50	28.50	23.00
2	27-May-04	Control	5	20.00	7.22	4.56	135.40	79.80	103.00	11.06	126.00	10150.00	2992.20	20.80	104.80	27.90	47.80	1.18	2.12	148.20	7.76	103.20	22.40	30.40
			Literature Ra	8.2-24.6	5.8-8.3	2.3-4.0	41.0-176.1	21.7-46.5	66.4-116.1	9.3-11.5	15.3-55.3		43.5-88.0		81.4-134.1		31.0-52.0	0.5-4.9	0.8-2.3	139.2-152.5	4.4-6.5	97.1-106.4	18.0-27.0	

Collection Date	Trial #	Trt	Barrow ID	Line	Measurement Units	
					Estradiol	IGF-1
					pg/ml	nmol/L
5-Dec-03	1	Clone	018	Ham	6.82	6
5-Dec-03	1	Clone	019	Ham	10.91	15
5-Dec-03	1	Clone	020	Ham	10.21	9
5-Dec-03	1	Clone	021	Ham	6.27	3
5-Dec-03	1	Clone	022	Ham	9.48	18
5-Dec-03	1	Control	025456	Ham	11.27	21
5-Dec-03	1	Control	025463	Ham	14.03	9
5-Dec-03	1	Control	025413	Ham	6.02	15
5-Dec-03	1	Control	025461	Ham	57.59	41
5-Dec-03	1	Control	025436	Ham	12.97	30
5-Dec-03	1	Control	025462	Ham	11.89	30
5-Dec-03	1	Control	025415	Ham	11.31	24
5-Dec-03	1	Control	025457	Ham	8.47	30
5-Dec-03	1	Control	025416	Ham	12.59	24
5-Dec-03	1	Control	025437	Ham	14.81	56
8-Apr-04	1	Clone	018	Ham	17.84	12
8-Apr-04	1	Clone	019	Ham	18.71	3
8-Apr-04	1	Clone	020	Ham	16.06	3
8-Apr-04	1	Control	025456	Ham	28.87	15
8-Apr-04	1	Control	025463	Ham	21.45	9
8-Apr-04	1	Control	025413	Ham	16.81	9
8-Apr-04	1	Control	025461	Ham	96.00	24
8-Apr-04	1	Control	025436	Ham	19.16	12
8-Apr-04	1	Control	025462	Ham	19.00	12
8-Apr-04	1	Control	025415	Ham	11.72	9
8-Apr-04	1	Control	025457	Ham	22.18	9
8-Apr-04	1	Control	025416	Ham	17.26	3
8-Apr-04	1	Control	025437	Ham	14.24	15
8-Apr-04	1	Clone	021	Ham	13.76	9
8-Apr-04	1	Clone	022	Ham	11.05	18
16-Jan-04	2	Clone	023	Ham	11.43	0.0
16-Jan-04	2	Clone	024	Duroc	9.74	44.3
16-Jan-04	2	Control	027446	Ham	8.45	32.5
16-Jan-04	2	Control	044584	Ham	6.71	23.6
16-Jan-04	2	Control	044615	Ham	8.12	26.6
16-Jan-04	2	Control	044661	Ham	8.19	47.2
16-Jan-04	2	Control	044662	Ham	8.29	50.2
27-May-04	2	Clone	023	Ham	9.80	12
27-May-04	2	Clone	024	Duroc	12.87	21
27-May-04	2	Control	027446	Ham	11.30	12
27-May-04	2	Control	044584	Ham	20.43	12
27-May-04	2	Control	044661	Ham	10.79	17.7
27-May-04	2	Control	044615	Ham		
27-May-04	2	Control	044662	Ham		

Date	Trial	TRT	#/TRT	Estradiol	IGF-1
				pg/ml	nmol/L
5-Dec-03	1	Clone	5	8.74	10.20
5-Dec-03	1	Control	10	16.10	28.00
8-Apr-04	1	Clone	5	15.48	9.00
8-Apr-04	1	Control	10	26.67	11.70
16-Jan-04	2	Clone	2	10.59	22.15
16-Jan-04	2	Control	5	7.95	36.02
27-May-04	2	Clone	2	11.34	16.50
27-May-04	2	Control	3	14.17	13.90

Collection Date	Trial	Trt	Barrow ID	Line	Measurement											
					Urine source	Color	Turbidity	Glucose	Bilirubin	Ketone	Specific Gravity	Blood	pH	Protein	Nitrite	Leukocytes
4-Dec-03	1	Clone	018	Ham	dipstick	lt. yellow	sl. cloudy	negative	negative	negative	1.030	large +++	7.5	negative	positive	negative
4-Dec-03	1	Clone	019	Ham	dipstick	dk. yellow	cloudy	negative	negative	negative	1.025	small +	5.0	negative	positive	negative
4-Dec-03	1	Clone	020	Ham	dipstick	brn/yellow	cloudy	negative	negative	negative	1.030	moderate	5.0	negative	negative	negative
4-Dec-03	1	Clone	021	Ham	dipstick	yellow	clear	negative	negative	negative	1.015	negative	5.0	30+	negative	negative
4-Dec-03	1	Clone	022	Ham	dipstick	brn/yellow	clear	100	negative	negative	1.020	large+++	5.0	trace	positive	negative
4-Dec-03	1	Control	025456	Ham	dipstick	lt. yellow	clear	negative	negative	negative	1.000	trace	7.5	negative	negative	negative
4-Dec-03	1	Control	025463	Ham	dipstick	yellow	clear	negative	negative	negative	1.010	mod ++	8.0	trace	positive	negative
4-Dec-03	1	Control	025413	Ham	dipstick	lt. yellow	clear	negative	negative	negative	1.005	negative	7.5	negative	positive	negative
4-Dec-03	1	Control	025461	Ham	dipstick	yellow	sl. cloudy	negative	negative	negative	1.010	negative	7.5	negative	negative	negative
4-Dec-03	1	Control	025436	Ham	dipstick	yellow	sl. cloudy	negative	negative	negative	1.005	moderate	8.0	negative	negative	negative
4-Dec-03	1	Control	025462	Ham	dipstick	yellow	clear	negative	negative	negative	1.005	negative	8.0	negative	negative	negative
4-Dec-03	1	Control	025415	Ham	dipstick	lt. yellow	cloudy	negative	negative	negative	1.000	moderate	8.0	negative	positive	negative
4-Dec-03	1	Control	025457	Ham	dipstick	lt. yellow	sl. cloudy	negative	negative	negative	1.000	large +++	7.5	negative	positive	negative
4-Dec-03	1	Control	025416	Ham	dipstick	lt. yellow	clear	negative	negative	negative	1.010	negative	8.0	negative	positive	negative
4-Dec-03	1	Control	025437	Ham	dipstick	dk. yellow	clear	negative	negative	negative	1.015	moderate	7.0	trace	negative	negative
23-Jan-04	1	Clone	018	Ham	dipstick	yellow	clear	negative	negative	negative	1.010	negative	7.5	negative	positive	negative
23-Jan-04	1	Clone	019	Ham	dipstick	yellow	clear	negative	negative	negative	1.010	negative	5.0	negative	negative	negative
23-Jan-04	1	Clone	020	Ham	dipstick	yellow	clear	negative	negative	negative	1.020	negative	5.0	negative	negative	negative
23-Jan-04	1	Clone	021	Ham	dipstick	yellow	clear	negative	negative	negative	1.015	negative	6.0	negative	negative	negative
23-Jan-04	1	Clone	022	Ham	dipstick	yellow	clear	negative	negative	negative	1.010	negative	6.5	negative	positive	negative
23-Jan-04	1	Control	025456	Ham	dipstick	yellow	clear	negative	negative	negative	1.015	negative	6.0	negative	negative	negative
23-Jan-04	1	Control	025463	Ham	dipstick	yellow	clear	negative	negative	negative	1.010	negative	8.5	negative	positive	negative
23-Jan-04	1	Control	025413	Ham	dipstick	dk. yellow	cloudy	negative	negative	negative	1.030	large+++	5.0	30+	negative	negative
23-Jan-04	1	Control	025461	Ham	dipstick	yellow	clear	negative	negative	negative	1.020	negative	6.0	negative	negative	negative
23-Jan-04	1	Control	025436	Ham	dipstick	yellow	clear	negative	negative	negative	1.015	negative	7.0	negative	negative	negative
23-Jan-04	1	Control	025462	Ham	dipstick	yellow	clear	negative	negative	negative	1.010	negative	6.0	negative	negative	negative
23-Jan-04	1	Control	025415	Ham	dipstick	yellow	clear	negative	negative	negative	1.010	negative	6.0	negative	negative	negative
23-Jan-04	1	Control	025457	Ham	dipstick	yellow	cloudy	negative	negative	negative	1.005	moderate	8.0	negative	positive	negative
23-Jan-04	1	Control	025416	Ham	dipstick	dk. yellow	cloudy	negative	negative	negative	1.025	large+++	6.5	trace	negative	negative
23-Jan-04	1	Control	025437	Ham	dipstick	yellow	clear	negative	negative	negative	1.010	negative	8.5	negative	negative	negative
8-Apr-04	1	Clone	018	Ham	dipstick	yellow	clear	negative	negative	negative	1.010	moderate	7.0	negative	negative	negative
8-Apr-04	1	Clone	019	Ham	dipstick	yellow	clear	negative	negative	negative	1.005	trace	7.5	trace	negative	negative
8-Apr-04	1	Clone	020	Ham	dipstick	yellow	cloudy	100	negative	negative	1.015	large+++	6.5	30+	negative	negative
8-Apr-04	1	Control	025456	Ham	dipstick	yellow	clear	negative	negative	negative	1.015	negative	6.5	300+++	negative	negative
8-Apr-04	1	Control	025463	Ham	dipstick	yellow	clear	negative	negative	negative	1.015	negative	6.5	trace	negative	negative
8-Apr-04	1	Control	025413	Ham	dipstick	yellow	clear	negative	negative	negative	1.005	negative	7.5	trace	negative	negative
8-Apr-04	1	Control	025461	Ham	dipstick	lt. yellow	clear	negative	negative	negative	1.005	negative	6.5	negative	negative	negative
8-Apr-04	1	Control	025462	Ham	dipstick	yellow	clear	negative	negative	negative	1.005	negative	6.0	negative	negative	negative
8-Apr-04	1	Control	025415	Ham	dipstick	yellow	clear	negative	negative	negative	1.020	negative	6.0	trace	negative	negative
8-Apr-04	1	Control	025457	Ham	dipstick	yellow	clear	negative	negative	negative	1.010	moderate	7.0	30+	negative	negative
8-Apr-04	1	Control	025416	Ham	dipstick	yellow	clear	negative	negative	negative	1.015	moderate	6.5	trace	negative	negative

Collection Date	Trial	Trt	Barrow ID	Line	Measurement											
					Urine source	Color	Turbidity	Glucose	Bilirubin	Ketone	Specific Gravity	Blood	pH	Protein	Nitrite	Leukocytes
8-Apr-04	1	Control	025437	Ham	dipstick	yellow	clear	negative	negative	negative	1.010	negative	7.0	trace	negative	negative
8-Apr-04	1	Clone	021	Ham	dipstick	yellow	clear	negative	negative	negative	1.005	negative	8.5	trace	positive	negative
8-Apr-04	1	Clone	022	Ham	dipstick*	dk. yellow	clear	negative	negative	negative	1.005	negative	8.0	trace	negative	negative
16-Jan-04	2	Clone	023	Ham	dipstick	yellow	clear	negative	negative	negative	1.010	negative	6.0	negative	negative	negative
16-Jan-04	2	Clone	024	Duroc	dipstick	yellow	clear	negative	negative	negative	1.010	negative	7.5	negative	negative	negative
16-Jan-04	2	Control	027446	Ham	dipstick	yellow	clear	negative	negative	negative	1.020	negative	6.5	negative	negative	negative
16-Jan-04	2	Control	044584	Ham	dipstick	yellow	clear	negative	negative	negative	1.020	negative	6.5	negative	negative	negative
16-Jan-04	2	Control	044615	Ham	dipstick	dk. yellow	clear	negative	negative	negative	1.030	negative	5.0	negative	negative	negative
16-Jan-04	2	Control	044661	Ham	dipstick	dk. yellow	clear	negative	negative	negative	1.030	negative	5.0	negative	negative	negative
16-Jan-04	2	Control	044662	Ham	dipstick	yellow	cloudy	negative	negative	negative	1.010	negative	8.0	30+	negative	negative
16-Mar-04	2	Clone	023	Ham	dipstick	dk. yellow	cloudy	negative	negative	negative	1.020	negative	6.5	trace	negative	negative
16-Mar-04	2	Clone	024	Duroc	dipstick	yellow	clear	negative	negative	negative	1.010	negative	7.0	trace	negative	negative
16-Mar-04	2	Control	027446	Ham	dipstick	yellow	clear	negative	negative	negative	1.010	negative	7.5	trace	negative	negative
16-Mar-04	2	Control	044584	Ham	dipstick	dk. yellow	clear	negative	negative	negative	1.010	negative	7.0	negative	negative	negative
16-Mar-04	2	Control	044615	Ham	dipstick	yellow	clear	negative	negative	negative	1.010	negative	6.5	negative	negative	negative
16-Mar-04	2	Control	044661	Ham	dipstick	yellow	cloudy	negative	negative	negative	1.005	mod ++	8.5	trace	negative	negative
16-Mar-04	2	Control	044662	Ham	dipstick	yellow	clear	negative	negative	negative	1.015	negative	6.5	trace	negative	negative
27-May-04	2	Clone	023	Ham	dipstick	yellow	clear	negative	negative	negative	1.000	trace	8.5	100++	negative	negative
27-May-04	2	Clone	024	Duroc	dipstick	dk. yellow	clear	negative	negative	negative	1.015	negative	6.0	trace	negative	negative
27-May-04	2	Control	027446	Ham	dipstick	dk. yellow	clear	negative	negative	negative	1.020	negative	5.0	trace	negative	negative
27-May-04	2	Control	044584	Ham	dipstick	dk. yellow	clear	negative	negative	negative	1.005	trace	8.5	30+	negative	negative
27-May-04	2	Control	044661	Ham	dipstick	yellow	clear	negative	negative	negative	1.005	trace	8.0	30+	negative	negative
27-May-04	2	Control	044615	Ham	dipstick	brown	cloudy	1/10	negative	negative	1.005	large+++	8.0	30+	negative	trace
27-May-04	2	Control	044662	Ham	dipstick	yellow	clear	negative	negative	negative	1.005	trace	8.0	30+	negative	negative

					% Positive Animals from total				%Positive		% Positive Animals from total		
Date	Trial	TRT	#/TRT	Turbidity	Glucose	Bilirubin	Ketone	Specific Gravity	Blood	pH	Protein	Nitrite	Leukocytes
4-Dec-03	1	Clone	5		20.00	0.00	0.00	1.02	80.00	5.50	40.00	60.00	0.00
4-Dec-03	1	Control	10		0.00	0.00	0.00	1.01	70.00	7.70	20.00	50.00	0.00
23-Jan-04	1	Clone	5		0.00	0.00	0.00	1.01	0.00	6.00	0.00	40.00	0.00
23-Jan-04	1	Control	10		0.00	0.00	0.00	1.02	30.00	6.75	20.00	20.00	0.00
8-Apr-04	1	Clone	5		20.00	0.00	0.00	1.01	60.00	7.50	80.00	20.00	0.00
8-Apr-04	1	Control	9		0.00	0.00	0.00	1.01	22.22	6.61	55.00	0.00	0.00
16-Jan-04	2	Clone	2		0.00	0.00	0.00	1.01	0.00	6.75	0.00	0.00	0.00
16-Jan-04	2	Control	5		0.00	0.00	0.00	1.02	0.00	6.20	0.00	0.00	0.00
16-Mar-04	2	Clone	2		0.00	0.00	0.00	1.02	0.00	6.75	100.00	0.00	0.00
16-Mar-04	2	Control	5		0.00	0.00	0.00	1.01	20.00	7.20	50.00	0.00	0.00
27-May-04	2	Clone	2		0.00	0.00	0.00	1.01	50.00	7.25	100.00	0.00	0.00
27-May-04	2	Control	5		20.00	0.00	0.00	1.01	80.00	7.50	100.00	0.00	0.00

Treatment	Trial #	Barrow ID	Line	DOB	SOT Date	EOT WT	Slaughter Date	Age (Days)	Hot Carcass WT	% Dress	Fat Thickness (mm)		
											First rib	tenth rib	last rib
Clone	1	Clone O18	Ham	3-Oct-03	6-Apr-04	265	8-Apr-04	186	187.5	70.75	35	18	17
Clone	1	Clone O19	Ham	3-Oct-03	6-Apr-04	244	8-Apr-04	186	170	69.67	33	17	21
Clone	1	Clone O20	Ham	3-Oct-03	6-Apr-04	280	8-Apr-04	186	198.5	70.89	35	16	17
Clone	1	Clone O22	Ham	12-Oct-03	26-May-04	289	27-May-04	227	200	69.20	38	23	27
Control	1	O25456	Ham	11-Oct-03	6-Apr-04	303	8-Apr-04	178	212.5	70.13	40	29	24
Control	1	O25463	Ham	11-Oct-03	6-Apr-04	283	8-Apr-04	178	198.5	70.14	41	24	25
Control	1	O25413	Ham	8-Oct-03	23-Mar-04	280	25-Mar-04	167	195.5	69.82	37	19	20
Control	1	O25461	Ham	11-Oct-03	23-Mar-04	304	25-Mar-04	164	220	72.37	33	25	25
Control	1	O25436	Ham	10-Oct-03	23-Mar-04	268	25-Mar-04	165	181.5	67.72	41	25	24
Control	1	O25462	Ham	11-Oct-03	23-Mar-04	266	25-Mar-04	164	186	69.92	35	18	17
Control	1	O25415	Ham	8-Oct-03	23-Mar-04	293	25-Mar-04	167	204	69.62	40	18	22
Control	1	O25457	Ham	11-Oct-03	23-Mar-04	259	25-Mar-04	164	181	69.88	39	18	22
Control	1	O25416	Ham	8-Oct-03	23-Mar-04	278	25-Mar-04	167	195	70.14	41	24	24
Control	1	O25437	Ham	10-Oct-03	6-Apr-04	280	8-Apr-04	179	196	70.00	39	25	22
Control	2	027446	Ham	10-Nov-03	26-May-04	286	27-May-04	198	209.5	73.25	38	19	25
Control	2	044584	Ham	13-Nov-03	26-May-04	310	27-May-04	195	217.4	70.13	46	34	31
Control	2	044615	Ham	14-Nov-03	19-Apr-04	278	20-Apr-04	157	195.5	70.32	36	19	18
Control	2	044661	Ham	15-Nov-03	10-May-04	306	11-May-04	177	218.5	71.41	38	18	24
Control	2	044662	Ham	15-Nov-03	19-Apr-04	268	20-Apr-04	156	181.1	67.57	36	17.5	26

Averages

Trt	Number	EOT WT	Slaughter Date	Age (Days)	Hot Carcass WT	% Dress	Fat Thickness (mm)		
							First rib	tenth rib	last rib
Clone	4	264.8+7.58a		194.8+5.89a	85.91+3.13a	70.13+0.68a	35.25+1.49a	18.50+2.33a	20.50+1.83a
Control	15	284.1+4.38b		171.7+3.40b	90.67+1.61a	70.16+0.35a	38.67+0.77a	22.17+1.20a	23.27+0.95a

Note: clone O24 was not included due to a lung adhesion to the body wall at time of slaughter and was condemed; adhesion contained a persistent infection

					NPPC Subjective Quality Scores			Hunter Color			
Barrow ID	Last Lumbar	Loin Eye Area (cm2)	USDA Carcass Muscle Score	Carcass length (cm)	Color	Marbling	Firmness	L*	a*	b*	Longissimus pH
Clone O18	15	43.56	2	81.1	3	1	3	54.23	8.68	17.46	5.67
Clone O19	16	37.99	2	81.2	3	2	4	50.45	11.48	18.6	5.6
Clone O20	16	48.09	2	83.6	3	1	3	50.49	9.41	17.23	5.65
Clone O22	22	46.5	2	83.8	3	2	4	53.62	8.4	17.09	5.47
O25456	20	47.74	2	88.4	2	2	2	61.21	6.43	17.04	5.7
O25463	25	39.61	2	84.5	3	2	4	55.29	9.66	18.85	5.64
O25413	17	40.33	2	83.4	3	2	3	57.41	6.71	15.85	5.76
O25461	22	51.89	3	85.7	2	1	1	59.68	5.95	16.66	5.6
O25436	23	43.07	2	83.8	3	2	3	56.31	6.91	15.75	5.66
O25462	16	47.6	2	83.2	2	2	2	59.91	5.56	15.94	5.7
O25415	19	42.75	2	85.5	3	2	3	54.69	7.93	16.79	5.62
O25457	20	46.57	2	86.3	2	2	2	61.78	7.44	17.11	5.67
O25416	22	44.75	3	80.1	3	2	3	55.18	7.7	16.88	5.67
O25437	24	43.76	2	86.3	3	3	4	52.2	8.94	17.3	5.66
027446	21	53.2	3	80.1	4	2	4	44.95	8.01	14.04	6.08
044584	28	43.24	2	86.2	3	2	4	55.85	8.44	17.15	5.56
044615	20	49.38	2	85	3	2	3	54.4	8.63	17.84	5.52
044661	20	49.4	2	88.7	3	2	3	54.19	8.5	18.05	5.58
044662	18	44.14	2	80.5	2	1	2	61.55	7.11	17.74	5.57

					NPPC Subjective Quality Scores			Hunter Color			
Trt	Last Lumbar	Loin Eye Area (cm2)	USDA Carcass Muscle Score	Carcass length (cm)	Color	Marbling	Firmness	L*	a*	b*	Longissimus pH
Clone	17.25+1.58a	44.04+2.04a	2.0+0.19a	82.43+1.27a	3.00+0.27a	1.50+0.24a	3.50+0.43a	52.20+2.02a	9.49+0.60a	17.60+0.54a	5.60+0.06a
Control	21.00+0.81b	45.83+1.06a	2.2+0.10a	84.51+0.66a	2.73+0.14a	1.93+0.12a	2.87+0.22a	56.30+1.04a	7.59+0.31b	16.87+0.28b	5.67+0.03a

Treatment	Trial #	Barrow ID	Line	DOB	EOT Date	EOT WT (lbs)	Slaughter Date	Hot Carcass WT (lbs)	Lungs (lbs)	% BWT1	Heart (lbs)	%BWT2	Kidney (BOTH; lbs)	%BWT3	Liver (lbs)	%BWT4	Spleen (lbs)	%BWT5
Clone	1	Clone O18	Ham	3-Oct-03	6-Apr-04	265	8-Apr-04	187.5	1.7	0.64	1.02	0.38	0.64	0.24	3.98	1.50	0.32	0.12
Clone	1	Clone O19	Ham	3-Oct-03	6-Apr-04	244	8-Apr-04	170	1.76	0.72	1	0.41	0.66	0.27	4.02	1.65	0.3	0.12
Clone	1	Clone O20	Ham	3-Oct-03	6-Apr-04	280	8-Apr-04	198.5	1.86	0.66	1.16	0.41	0.72	0.26	5.04	1.80	0.3	0.11
Clone	1	Clone O22	Ham		26-May-04	285	27-May-04	200	1.62	0.57	1.14	0.40	0.66	0.23	4.8	1.68	0.34	
Control	1	O25456	Ham	11-Oct-03	6-Apr-04	303	8-Apr-04	212.5	1.72	0.57	1.16	0.38	1.08	0.36	4.54	1.50	0.4	0.13
Control	1	O25463	Ham	11-Oct-03	6-Apr-04	283	8-Apr-04	198.5	1.76	0.62	1.18	0.42	0.86	0.30	4.3	1.52	0.4	0.14
Control	1	O25413	Ham	8-Oct-03	23-Mar-04	280	25-Mar-04	195.5	2.36	0.84	1.06	0.38	0.9	0.32	4.18	1.49	0.42	0.15
Control	1	O25461	Ham	11-Oct-03	23-Mar-04	304	25-Mar-04	220	2.18	0.72	1.1	0.36	1.12	0.37	4.86	1.60	0.44	0.14
Control	1	O25436	Ham	10-Oct-03	23-Mar-04	268	25-Mar-04	181.5	1.7	0.63	0.96	0.36	0.9	0.34	4.52	1.69	0.24	0.09
Control	1	O25462	Ham	11-Oct-03	23-Mar-04	266	25-Mar-04	186	1.3	0.49	1.14	0.43	0.96	0.36	4.28	1.61	0.3	0.11
Control	1	O25415	Ham	8-Oct-03	23-Mar-04	293	25-Mar-04	204	2.44	0.83	1.26	0.43	1.04	0.35	4.96	1.69	0.44	0.15
Control	1	O25457	Ham	11-Oct-03	23-Mar-04	259	25-Mar-04	181	2.4	0.93	1.06	0.41	0.92	0.36	4.16	1.61	0.42	0.16
Control	1	O25416	Ham	8-Oct-03	23-Mar-04	278	25-Mar-04	195	2.06	0.74	0.88	0.32	0.74	0.27	4.26	1.53	0.42	0.15
Control	1	O25437	Ham	10-Oct-03	6-Apr-04	280	8-Apr-04	196	1.76	0.63	1.12	0.40	0.96	0.34	4.38	1.56	0.34	0.12
Clone	2	Clone 024	Duroc	14-Nov-03	26-May-04	246	27-May-04			0.00	1.1	0.45	0.8	0.33	3.82	1.55	0.3	0.12
Control	2	027446	Ham	10-Nov-03	26-May-04	286	27-May-04	209.5	1.96	0.69	1.12	0.39	0.74	0.26	4.06	1.42	0.36	0.13
Control	2	044584	Ham	13-Nov-03	26-May-04	310	27-May-04	217.4	1.62	0.52	0.92	0.30	0.94	0.30	4.96	1.60	0.34	0.11
Control	2	044615	Ham	14-Nov-03	19-Apr-04	278	20-Apr-04	195.5	1.98	0.71	1.28	0.46	0.96	0.35	5.94	2.14	0.36	0.13
Control	2	044661	Ham	15-Nov-03	10-May-04	306	11-May-04	218.5	2.04	0.67	1.66	0.54	1.14	0.37	4.9	1.60	0.36	0.12
Control	2	044662	Ham	15-Nov-03	19-Apr-04	268	20-Apr-04	181.5	2.14	0.80	1.02	0.38	0.98	0.37	4.9	1.83	0.4	0.15

Trt	#/Trt													
Clone	4	258.75		185.33	1.77	0.51	1.07	0.41	0.71	0.28	4.22	1.63	0.31	0.12
Control	15	284.13		199.49	1.96	0.69	1.13	0.40	0.95	0.33	4.61	1.63	0.38	0.13

Trt	#/Trt	EOT WT (kgs)	Hot Carcass WT (kgs)	Lungs (kgs)	% BWT1	Heart (kgs)	%BWT2	Kidney (BOTH; kgs)	%BWT3	Liver (kgs)	%BWT4	Spleen (kgs)	%BWT5
Clone	5	119.55+4.26a	84.24+3.62a	0.81+0.08a	0.31+0.03a	0.5+0.04a	0.18+0.01a	0.31+0.03a	0.12+0.01a	1.98+0.13a	0.75+0.04a	0.14+0.01a	0.05+0.00a
Control	15	129.15+1.91a	90.68+1.62a	0.89+0.04a	0.31+0.01a	0.5+0.02a	0.18+0.01a	0.43+0.01b	0.15+0.00b	2.10+0.06a	0.74+0.02a	0.17+0.01a	0.06+0.00a

Treatment	Trial	Barrow ID	Line	Date	Amino Acid Profile (excluding Tryptophan)																
					Aspartic Acid %	Threonine %	Serine %	Glutamic Acid %	Proline %	Glycine %	Alanine %	Cystine %	Valine %	Methionine %	Isoleucine %	Leucine %	Tyrosine %	Phenylalanine %	Histidine %	Lysine, Total %	Arginine %
Clone	1	Clone O18	Ham	4/8/2004	2.75	1.15	0.92	3.57	0.86	0.97	1.29	0.27	1.14	0.59	1.07	1.79	0.79	0.88	1.03	1.97	1.43
Clone	1	Clone O19	Ham	4/8/2004	2.76	1.12	0.91	3.44	0.88	1.05	1.28	0.26	1.11	0.56	1.04	1.74	0.77	0.86	1.00	1.91	1.43
Clone	1	Clone O20	Ham	4/8/2004	2.74	1.14	0.92	3.43	0.85	0.98	1.28	0.27	1.13	0.58	1.06	1.78	0.78	0.88	1.03	1.95	1.43
Clone	1	Clone 022	Ham	5/27/2004	2.32	1.10	0.87	3.37	0.81	0.95	1.25	0.24	1.12	0.54	1.06	1.74	0.77	0.86	0.99	1.89	1.41
Control	1	O25456	Ham	4/8/2004	2.81	1.16	0.93	3.60	0.88	1.00	1.29	0.27	1.15	0.57	1.07	1.78	0.79	0.89	1.03	1.96	1.45
Control	1	O25463	Ham	4/8/2004	2.73	1.13	0.91	3.40	0.86	1.01	1.26	0.22	1.10	0.54	1.03	1.75	0.77	0.87	0.98	1.92	1.43
Control	1	O25413	Ham	3/25/2004	2.21	1.12	0.92	3.35	0.85	0.92	1.26	0.28	1.06	0.60	1.01	1.76	0.79	0.87	0.97	1.94	1.43
Control	1	O25461	Ham	3/25/2004	2.24	1.13	0.92	3.40	0.86	0.92	1.27	0.28	1.09	0.60	1.03	1.79	0.80	0.89	1.04	1.97	1.46
Control	1	O25436	Ham	3/25/2004	2.33	1.14	0.93	3.40	0.88	0.99	1.29	0.28	1.10	0.59	1.03	1.79	0.80	0.89	1.03	1.96	1.47
Control	1	O25462	Ham	3/25/2004	2.33	1.15	0.92	3.39	0.88	0.95	1.28	0.28	1.10	0.59	1.04	1.79	0.80	0.89	1.05	1.98	1.47
Control	1	O25415	Ham	3/25/2004	2.37	1.17	0.95	3.57	0.93	1.02	1.34	0.28	1.14	0.61	1.06	1.83	0.82	0.92	1.10	2.01	1.51
Control	1	O25457	Ham	3/25/2004	2.30	1.15	0.93	3.53	0.87	0.94	1.29	0.27	1.11	0.59	1.05	1.81	0.81	0.90	1.01	2.00	1.50
Control	1	O25416	Ham	3/25/2004	2.36	1.17	0.94	3.46	0.88	0.97	1.31	0.29	1.12	0.60	1.04	1.81	0.81	0.91	1.11	2.01	1.49
Control	1	O25437	Ham	4/8/2004	2.74	1.12	0.93	3.37	0.93	1.10	1.30	0.27	1.11	0.58	1.03	1.74	0.77	0.88	1.02	1.92	1.44
Clone	2	Clone O24	Duroc	5/27/2004	2.17	1.04	0.86	3.26	0.83	0.95	1.19	0.20	1.02	0.45	0.96	1.66	0.73	0.82	0.90	1.81	1.36
Control	2	027446	Ham	5/27/2004	2.54	1.18	0.97	3.58	0.99	1.27	1.41	0.26	1.19	0.59	1.09	1.84	0.81	0.93	1.08	1.98	1.56
Control	2	044584	Ham	5/27/2004	2.31	1.10	0.89	3.36	0.77	0.94	1.23	0.23	1.09	0.52	1.02	1.71	0.76	0.85	0.93	1.85	1.39
Control	2	044615	Ham	4/20/2004	2.45	1.12	0.90	3.59	0.95	1.04	1.32	0.24	1.17	0.61	1.11	1.82	0.80	0.90	1.02	2.01	1.50
Control	2	044661	Ham	5/11/2004	2.27	1.11	0.91	3.40	0.98	1.12	1.34	0.23	1.15	0.55	1.06	1.80	0.78	0.89	1.05	1.98	1.48
Control	2	044662	Ham	4/20/2004	2.40	1.10	0.89	3.54	1.01	1.13	1.33	0.23	1.15	0.60	1.08	1.78	0.77	0.89	1.00	1.97	1.50

Trt	# per TRT	Aspartic Acid %	Threonine %	Serine %	Glutamic Acid %	Proline %	Glycine %	Alanine %	Cystine %	Valine %	Methionine %	Isoleucine %	Leucine %	Tyrosine %	Phenylalanine %	Histidine %	Lysine, Total %	Arginine %
Clone	5	2.55+0.10a	1.11+0.01a	0.10+0.01a	3.41+0.04a	0.85+0.03a	0.98+0.04a	1.26+0.02a	0.25+0.01a	1.10+0.02a	0.54+0.02a	1.04+0.01a	1.74+0.02a	0.77+0.01a	0.86+0.01a	0.99+0.02a	1.91+0.02a	1.41+0.02a
Control	15	2.42+0.06a	1.14+0.06a	0.92+0.01b	3.46+0.03a	0.90+0.01a	1.02+0.02a	1.30+0.01a	0.26+0.01a	1.12+0.01a	0.58+0.01b	1.05+0.01a	1.79+0.01b	0.79+0.00b	0.89+0.01b	1.03+0.01a	1.96+0.01b	1.47+0.01b

Treatment	Trial	Barrow ID	Line	Date	C08:0 Octanoic (Caprylic) %	C10:0 Decanoic (Capric) %	C11:0 Undecanoic (Hendecanoic) %	C12:0 Dodecanoic (Lauric) %	C14:0 Tetradecanoic (Myristic) %	C14:1 Tetradecenoic (Myristoleic) %	C15:0 Pentadecanoic %	C15:1 Pentadecenoic %	C16:0 Hexadecanoic (Palmitic) %	C16:1 Hexadecenoic (Palmitoleic) %	C17:0 Heptadecanoic (Margaric) %
Clone	1	Clone O18	Ham	4/8/2004	0.00	0.00	0.00	0.00	0.04	0.00	0.00	0.00	0.65	0.09	0.00
Clone	1	Clone O19	Ham	4/8/2004	0.00	0.00	0.00	0.00	0.06	0.00	0.00	0.00	0.84	0.12	0.00
Clone	1	Clone O20	Ham	4/8/2004	0.00	0.00	0.00	0.00	0.04	0.00	0.00	0.00	0.64	0.09	0.00
Clone	1	Clone 022	Ham	5/27/2004	0.00	0.00	0.00	0.00	0.14	0.00	0.00	0.00	2.15	0.19	0.02
Control	1	O25456	Ham	4/8/2004	0.00	0.00	0.00	0.00	0.05	0.00	0.00	0.00	1.03	0.08	0.00
Control	1	O25463	Ham	4/8/2004	0.00	0.00	0.00	0.00	0.05	0.00	0.00	0.00	0.90	0.11	0.00
Control	1	O25413	Ham	3/25/2004	0.00	0.00	0.00	0.00	0.05	0.00	0.00	0.00	0.92	0.08	0.00
Control	1	O25461	Ham	3/25/2004	0.00	0.00	0.00	0.00	0.03	0.00	0.00	0.00	0.58	0.05	0.00
Control	1	O25436	Ham	3/25/2004	0.00	0.00	0.00	0.00	0.05	0.00	0.00	0.00	0.92	0.12	0.00
Control	1	O25462	Ham	3/25/2004	0.00	0.00	0.00	0.00	0.05	0.00	0.00	0.00	0.95	0.08	0.01
Control	1	O25415	Ham	3/25/2004	0.00	0.00	0.00	0.00	0.03	0.00	0.00	0.00	0.55	0.04	0.00
Control	1	O25457	Ham	3/25/2004	0.00	0.00	0.00	0.00	0.06	0.00	0.00	0.00	1.09	0.10	0.00
Control	1	O25416	Ham	3/25/2004	0.00	0.00	0.00	0.00	0.03	0.00	0.00	0.00	0.65	0.06	0.00
Control	1	O25437	Ham	4/8/2004	0.00	0.00	0.00	0.00	0.05	0.00	0.00	0.00	0.88	0.11	0.00
Clone	2	024	Duroc	5/27/2004	0.00	0.00	0.00	0.00	0.15	0.00	0.00	0.00	2.26	0.20	0.02
Control	2	027446	Ham	5/27/2004	0.00	0.00	0.00	0.00	0.07	0.00	0.00	0.00	1.23	0.11	0.01
Control	2	044584	Ham	5/27/2004	0.00	0.01	0.00	0.00	0.17	0.00	0.00	0.00	2.57	0.19	0.03
Control	2	044615	Ham	4/20/2004	0.00	0.00	0.00	0.00	0.04	0.00	0.00	0.00	0.66	0.08	0.00
Control	2	044661	Ham	5/11/2004	0.00	0.00	0.00	0.00	0.04	0.00	0.00	0.00	0.64	0.07	0.00
Control	2	044662	Ham	4/20/2004	0.00	0.00	0.00	0.00	0.04	0.00	0.00	0.00	0.62	0.07	0.00

TRT	# per TRT	C08:0 Octanoic (Caprylic) %	C10:0 Decanoic (Capric) %	C11:0 Undecanoic (Hendecanoic) %	C12:0 Dodecanoic (Lauric) %	C14:0 Tetradecanoic (Myristic) %	C14:1 Tetradecenoic (Myristoleic) %	C15:0 Pentadecanoic %	C15:1 Pentadecenoic %	C16:0 Hexadecanoic (Palmitic) %	C16:1 Hexadecenoic (Palmitoleic) %	C17:0 Heptadecanoic (Margaric) %
Clone	5	0	0.00+0.001a	0	0	0.086+0.018a	0	0	0	1.308+0.261a	0.138+0.018a	0.008+0.004a
Control	15	0	0.001+0.001a	0	0	0.053+0.010a	0	0	0	0.946+0.151a	0.090+0.011b	0.003+0.002a

Proximate Analysis
Fatty Acids
Experiment 1, Trials 1 + 2

Treatment	Trial	Barrow ID	C17:1 Heptadecenoic Margaroleic %	C18:0 Octadecanoic (Stearic) %	C18:1 Octadecenoic (Oleic) %	C18:2 Octadecadienoic (Linoleic) %	C18:3 Octadecatrienoic (Linolenic) %	C18:4 Octadecatetraenoic %	C20:0 Eicosanoic (Arachidic) %	C20:1 Eicosenoic (Gadoleic) %	C20:2 Eicosadienoic %	C20:3 Eicosatrienoic %
Clone	1	Clone O18	0.00	0.34	1.09	0.30	0.02	0.00	0.00	0.03	0.01	0.00
Clone	1	Clone O19	0.00	0.42	1.51	0.32	0.01	0.00	0.00	0.04	0.02	0.00
Clone	1	Clone O20	0.00	0.32	1.13	0.33	0.02	0.00	0.00	0.03	0.01	0.00
Clone	1	Clone 022	0.02	1.05	2.81	0.14	0.00	0.00	0.03	0.09	0.00	0.00
Control	1	O25456	0.00	0.70	1.78	0.25	0.01	0.00	0.01	0.04	0.01	0.00
Control	1	O25463	0.00	0.45	1.56	0.21	0.00	0.00	0.01	0.04	0.01	0.00
Control	1	O25413	0.00	0.60	1.63	0.28	0.02	0.00	0.00	0.05	0.02	0.00
Control	1	O25461	0.00	0.39	0.95	0.16	0.00	0.00	0.00	0.02	0.00	0.00
Control	1	O25436	0.00	0.46	1.76	0.25	0.01	0.00	0.00	0.05	0.02	0.00
Control	1	O25462	0.00	0.58	1.56	0.22	0.00	0.00	0.00	0.04	0.01	0.00
Control	1	O25415	0.00	0.37	0.79	0.10	0.00	0.00	0.00	0.02	0.00	0.00
Control	1	O25457	0.00	0.65	1.97	0.25	0.01	0.00	0.00	0.05	0.01	0.00
Control	1	O25416	0.00	0.43	1.16	0.21	0.01	0.00	0.00	0.03	0.01	0.00
Control	1	O25437	0.00	0.44	1.65	0.23	0.01	0.00	0.00	0.05	0.01	0.00
Clone	2	024	0.01	1.16	2.67	0.20	0.00	0.00	0.02	0.08	0.01	0.00
Control	2	027446	0.00	0.74	1.75	0.13	0.00	0.00	0.01	0.04	0.00	0.00
Control	2	044584	0.02	1.39	2.71	0.13	0.00	0.00	0.02	0.08	0.00	0.00
Control	2	044615	0.00	0.36	1.08	0.17	0.00	0.00	0.00	0.02	0.00	0.00
Control	2	044661	0.00	0.34	1.11	0.17	0.00	0.00	0.00	0.03	0.00	0.00
Control	2	044662	0.00	0.34	0.95	0.13	0.00	0.00	0.00	0.03	0.00	0.00

C17:1 Heptadecenoic Margaroleic %	C18:0 Octadecanoic (Stearic) %	C18:1 Octadecenoic (Oleic) %	C18:2 Octadecadienoic (Linoleic) %	C18:3 Octadecatrienoic (Linolenic) %	C18:4 Octadecatetraenoic %	C20:0 Eicosanoic (Arachidic) %	C20:1 Eicosenoic (Gadoleic) %	C20:2 Eicosadienoic %	C20:3 Eicosatrienoic %
0.006+0.003a	0.658+0.137a	1.842+0.264a	0.258+0.028a	0.010+0.003a	0	0.010+0.004a	0.054+0.009a	0.010+0.003a	0
0.001+0.001a	0.549+0.079a	1.494+0.153a	0.193+0.016a	0.005+0.002a	0	0.003+0.002a	0.039+0.005a	0.007+0.002a	0

Treatment	Trial	Barrow ID	C20:4 Eicosatetraenoic (Arachidonic) %	C20:5 Eicosapentaenoic %	C21:5 Heneicosapentaenoic %	C22:0 Docosanoic (Behenic) %	C22:1 Docosenoic (Erucic) %	C22:2 Docosadienoic %	C22:3 Docosatrienoic %	C22:4 Docosatetraenoic %	C22:5 Docosapentaenoic %	C22:6 Docosahexaenoic %	C24:0 Tetracosanoic (Lignoceric) %	C24:1 Tetracosenoic (Nervonic) %
Clone	1	Clone O18	0.00	0.00	0.00	0.00	0.00	0.00	0.00	0.00	0.00	0.00	0.00	0.00
Clone	1	Clone O19	0.00	0.00	0.00	0.00	0.00	0.00	0.00	0.00	0.00	0.00	0.00	0.00
Clone	1	Clone O20	0.00	0.00	0.00	0.00	0.00	0.00	0.00	0.00	0.00	0.00	0.00	0.00
Clone	1	Clone 022	0.00	0.00	0.00	0.00	0.00	0.00	0.00	0.00	0.00	0.07	0.00	0.00
Control	1	O25456	0.00	0.00	0.00	0.00	0.00	0.00	0.00	0.00	0.00	0.00	0.00	0.00
Control	1	O25463	0.00	0.00	0.00	0.00	0.00	0.00	0.00	0.00	0.00	0.00	0.00	0.00
Control	1	O25413	0.00	0.00	0.00	0.00	0.00	0.00	0.00	0.00	0.00	0.00	0.00	0.00
Control	1	O25461	0.00	0.00	0.00	0.00	0.00	0.00	0.00	0.00	0.00	0.00	0.00	0.00
Control	1	O25436	0.00	0.00	0.00	0.00	0.00	0.00	0.00	0.00	0.00	0.00	0.00	0.00
Control	1	O25462	0.00	0.00	0.00	0.00	0.01	0.00	0.00	0.00	0.00	0.00	0.00	0.00
Control	1	O25415	0.00	0.00	0.00	0.00	0.00	0.00	0.00	0.00	0.00	0.00	0.00	0.00
Control	1	O25457	0.00	0.00	0.00	0.00	0.00	0.00	0.00	0.00	0.00	0.01	0.00	0.00
Control	1	O25416	0.00	0.00	0.00	0.00	0.00	0.00	0.00	0.00	0.00	0.00	0.00	0.00
Control	1	O25437	0.00	0.00	0.00	0.00	0.00	0.00	0.00	0.00	0.00	0.00	0.00	0.00
Clone	2	024	0.00	0.00	0.00	0.00	0.00	0.00	0.00	0.00	0.00	0.01	0.00	0.00
Control	2	027446	0.00	0.00	0.00	0.00	0.00	0.00	0.00	0.00	0.00	0.02	0.00	0.00
Control	2	044584	0.00	0.00	0.00	0.00	0.00	0.00	0.00	0.00	0.00	0.05	0.00	0.00
Control	2	044615	0.00	0.00	0.00	0.00	0.00	0.00	0.00	0.00	0.00	0.00	0.00	0.00
Control	2	044661	0.00	0.00	0.00	0.00	0.00	0.00	0.00	0.00	0.00	0.00	0.00	0.00
Control	2	044662	0.00	0.00	0.00	0.00	0.01	0.00	0.00	0.00	0.00	0.01	0.00	0.00

C20:4 Eicosatetraenoic (Arachidonic) %	C20:5 Eicosapentaenoic %	C21:5 Heneicosapentaenoic %	C22:0 Docosanoic (Behenic) %	C22:1 Docosenoic (Erucic) %	C22:2 Docosadienoic %	C22:3 Docosatrienoic %	C22:4 Docosatetraenoic %	C22:5 Docosapentaenoic %	C22:6 Docosahexaenoic %	C24:0 Tetracosanoic (Lignoceric) %	C24:1 Tetracosenoic (Nervonic) %
0	0	0	0	0.000+0.001a	0	0	0	0	0.016+0.008a	0	0
0	0	0	0	0.001+0.001a	0	0	0	0	0.006+0.005a	0	0

Treatment	Trial	Barrow ID	Line	Date	Calcium %	Iron %	Phosphor %	Zinc %	Cholesterol mg/100 g	Niacin mg/100 g	Vitamin B6 mcg/100 g	Vitamin B12 mg/100 g
Clone	2	024	Duroc	5/27/2004	0.0033	0.0005	0.2	0.0014	67.4	9.69	0.466	0.56
Clone	1	Clone O18	Ham	4/8/2004	0.0036	0.00061	0.21	0.0016	54.2	11.3	0.319	0
Clone	1	Clone O19	Ham	4/8/2004	0.0038	0.00066	0.2	0.0017	54.8	11.4	0.363	0
Clone	1	Clone O20	Ham	4/8/2004	0.0039	0.00063	0.2	0.0014	50.3	11.7	0.37	0
Clone	2	Clone 022	Ham	5/27/2004	0.0033	0.00037	0.19	0.0013	50.8	10.4	0.531	0.468
Control	1	O25456	Ham	4/8/2004	0.0047	0.0006	0.2	0.0014	55.5	9.87	0.262	0
Control	1	O25463	Ham	4/8/2004	0.0040	0.00054	0.21	0.0014	50.4	11.5	0.348	0
Control	1	O25413	Ham	3/25/2004	0.0084	0.00033	0.2	0.0011	57.3	11.9	0.43	0
Control	1	O25461	Ham	3/25/2004	0.0032	0.00043	0.22	0.0011	54.8	10.5	0.38	0
Control	1	O25436	Ham	3/25/2004	0.0032	0.00041	0.21	0.0011	53.5	12.6	0.39	0
Control	1	O25462	Ham	3/25/2004	0.0036	0.00039	0.2	0.001	52.6	12.7	0.46	0
Control	1	O25415	Ham	3/25/2004	0.0036	0.001	0.22	0.0013	48.4	14.3	0.45	0
Control	1	O25457	Ham	3/25/2004	0.0040	0.0006	0.21	0.001	57.7	10.2	0.47	0
Control	1	O25416	Ham	3/25/2004	0.0032	0.00055	0.21	0.0012	51.6	12.9	0.46	0
Control	1	O25437	Ham	4/8/2004	0.0041	0.00054	0.2	0.0014	52.3	10.6	0.432	0
Control	2	027446	Ham	5/27/2004	0.0140	0.00	0.20	0.00	52.80	9.05	0.61	0.00
Control	2	044584	Ham	5/27/2004	0.0034	0.00037	0.2	0.0011	52.2	8.7	0.684	0
Control	2	044615	Ham	4/20/2004	0.0043	<0.0002	0.21	0.0014	49.1	11	0.469	0
Control	2	044661	Ham	5/11/2004	0.0033	0.00051	0.19	0.0012	50.8	9.56	0.716	0
Control	2	044662	Ham	4/20/2004	0.0041	0.0062	0.19	0.0019	53.2	12	0.595	0

		#/trt		Calcium %	Iron %	Phosphor %	Zinc %	Cholesterol mg/100 g	Niacin mg/100 g	Vitamin B6 mcg/100 g	Vitamin B12 mg/100 g
	control	15	mean	0.0047	0.0009	0.2047	0.0013	52.8133	11.1587	0.4767	0.0000
			stdev	0.0029	0.0015	0.0092	0.0002	2.6872	1.5840	0.1241	0.0000
			stderr	0.0007	0.0004	0.0024	0.0001	0.6938	0.4090	0.0321	0.0000
Cloned	Ham	4	mean	0.0037	0.0006	0.2000	0.0015	52.5250	11.2000	0.3958	0.1170
			stdev	0.0003	0.0001	0.0082	0.0002	2.3027	0.5598	0.0929	0.2340
			stderr	0.0001	0.0001	0.0041	0.0001	1.1514	0.2799	0.0465	0.1170
	Duroc	1		0.0033	0.0005	0.2000	0.0014	67.4000	9.6900	0.4660	0.5600

					Amino Acid Profile (excluding Tryptophan)																
					Aspartic Acid	Threonine	Serine	Glutamic Acid	Proline	Glycine	Alanine	Cystine	Valine	Methionine	Isoleucine	Leucine	Tyrosine	Phenylalanine	Histidine	Lysine, Total	Arginine
Treatment	**Trial**	**Barrow ID**	**Line**	**Date**	%	%	%	%	%	%	%	%	%	%	%	%	%	%	%	%	%
Clone	1	Clone O18	Ham	4/8/2004	2.75	1.15	0.92	3.57	0.86	0.97	1.29	0.27	1.14	0.59	1.07	1.79	0.79	0.88	1.03	1.97	1.43
Clone	1	Clone O19	Ham	4/8/2004	2.76	1.12	0.91	3.44	0.88	1.05	1.28	0.26	1.11	0.56	1.04	1.74	0.77	0.86	1.00	1.91	1.43
Clone	1	Clone O20	Ham	4/8/2004	2.74	1.14	0.92	3.43	0.85	0.98	1.28	0.27	1.13	0.58	1.06	1.78	0.78	0.88	1.03	1.95	1.43
Clone	1	Clone 022	Ham	5/27/2004	2.32	1.10	0.87	3.37	0.81	0.95	1.25	0.24	1.12	0.54	1.06	1.74	0.77	0.86	0.99	1.89	1.41
Control	1	O25456	Ham	4/8/2004	2.81	1.16	0.93	3.60	0.88	1.00	1.29	0.27	1.15	0.57	1.07	1.78	0.79	0.89	1.03	1.96	1.45
Control	1	O25463	Ham	4/8/2004	2.73	1.13	0.91	3.40	0.86	1.01	1.26	0.22	1.10	0.54	1.03	1.75	0.77	0.87	0.98	1.92	1.43
Control	1	O25413	Ham	3/25/2004	2.21	1.12	0.92	3.35	0.85	0.92	1.26	0.28	1.06	0.60	1.01	1.76	0.79	0.87	0.97	1.94	1.43
Control	1	O25461	Ham	3/25/2004	2.24	1.13	0.92	3.40	0.86	0.92	1.27	0.28	1.09	0.60	1.03	1.79	0.80	0.89	1.04	1.97	1.46
Control	1	O25436	Ham	3/25/2004	2.33	1.14	0.93	3.40	0.88	0.99	1.29	0.28	1.10	0.59	1.03	1.79	0.80	0.89	1.03	1.96	1.47
Control	1	O25462	Ham	3/25/2004	2.33	1.15	0.92	3.39	0.88	0.95	1.28	0.28	1.10	0.59	1.04	1.79	0.80	0.89	1.05	1.98	1.47
Control	1	O25415	Ham	3/25/2004	2.37	1.17	0.95	3.57	0.93	1.02	1.34	0.28	1.14	0.61	1.06	1.83	0.82	0.92	1.10	2.01	1.51
Control	1	O25457	Ham	3/25/2004	2.30	1.15	0.93	3.53	0.87	0.94	1.29	0.27	1.11	0.59	1.05	1.81	0.81	0.90	1.01	2.00	1.50
Control	1	O25416	Ham	3/25/2004	2.36	1.17	0.94	3.46	0.88	0.97	1.31	0.29	1.12	0.60	1.04	1.81	0.81	0.91	1.11	2.01	1.49
Control	1	O25437	Ham	4/8/2004	2.74	1.12	0.93	3.37	0.93	1.10	1.30	0.27	1.11	0.58	1.03	1.74	0.77	0.88	1.02	1.92	1.44
Clone	2	024	Duroc	5/27/2004	2.17	1.04	0.86	3.26	0.83	0.95	1.19	0.20	1.02	0.45	0.96	1.66	0.73	0.82	0.90	1.81	1.36
Control	2	027446	Ham	5/27/2004	2.54	1.18	0.97	3.58	0.99	1.27	1.41	0.26	1.19	0.59	1.09	1.84	0.81	0.93	1.08	1.98	1.56
Control	2	044584	Ham	5/27/2004	2.31	1.10	0.89	3.36	0.77	0.94	1.23	0.23	1.09	0.52	1.02	1.71	0.76	0.85	0.93	1.85	1.39
Control	2	044615	Ham	4/20/2004	2.45	1.12	0.90	3.59	0.95	1.04	1.32	0.24	1.17	0.61	1.11	1.82	0.80	0.90	1.02	2.01	1.50
Control	2	044661	Ham	5/11/2004	2.27	1.11	0.91	3.40	0.98	1.12	1.34	0.23	1.15	0.55	1.06	1.80	0.78	0.89	1.05	1.98	1.48
Control	2	044662	Ham	4/20/2004	2.40	1.10	0.89	3.54	1.01	1.13	1.33	0.23	1.15	0.60	1.08	1.78	0.77	0.89	1.00	1.97	1.50

		Treatment	**# per TRT**																	
		Clone	5	2.55	1.11	0.90	3.41	0.85	0.98	1.26	0.25	1.10	0.54	1.04	1.74	0.77	0.86	0.99	1.91	1.41
		Control	15	2.43	1.14	0.92	3.46	0.90	1.02	1.30	0.26	1.12	0.58	1.05	1.79	0.79	0.89	1.03	1.96	1.47

Control	Ham	15	mean	2.43	1.14	0.92	3.46	0.90	1.02	1.30	0.26	1.12	0.58	1.05	1.79	0.79	0.89	1.03	1.96	1.47
			stdev	0.19	0.03	0.02	0.09	0.06	0.10	0.04	0.02	0.04	0.03	0.03	0.04	0.02	0.02	0.05	0.04	0.04
			sterr	0.05	0.01	0.01	0.02	0.02	0.03	0.01	0.01	0.01	0.01	0.01	0.01	0.00	0.01	0.01	0.01	0.01
Clone	Ham	4	mean	2.64	1.13	0.91	3.45	0.85	0.99	1.28	0.26	1.13	0.57	1.06	1.76	0.78	0.87	1.01	1.93	1.43
			stdev	0.22	0.02	0.02	0.08	0.03	0.04	0.02	0.01	0.01	0.02	0.01	0.03	0.01	0.01	0.02	0.04	0.01
			sterr	0.11	0.01	0.01	0.04	0.01	0.02	0.01	0.01	0.01	0.01	0.01	0.01	0.00	0.01	0.01	0.02	0.01
Clone	Duroc	1		2.17	1.04	0.86	3.26	0.83	0.95	1.19	0.2	1.02	0.45	0.96	1.66	0.73	0.82	0.9	1.81	1.36

Treatment	Trial	Barrow ID	Line	Date	C08:0 Octanoic (Caprylic)	C10:0 Decanoic (Capric)	C11:0 Undecanoic (Hendecanoic)	C12:0 Dodecanoic (Lauric)	C14:0 Tetradecanoic (Myristic)	C14:1 Tetradecenoic (Myristoleic)	C15:0 Pentadecanoic	C15:1 Pentadecenoic	C16:0 Hexadecanoic (Palmitic)	C16:1 Hexadecenoic (Palmitoleic)	C17:0 Heptadecanoic (Margaric)	C17:1 Heptadecenoic Margaroleic	C18:0 Octadecanoic (Stearic)	C18:1 Octadecenoic (Oleic)	C18:2 Octadecadienoic (Linoleic)	C18:3 Octadecatrienoic (Linolenic)	C18:4 Octadecatetraenoic
					%	%	%	%	%	%	%	%	%	%	%	%	%	%	%	%	%
Clone	1	Clone O18	Ham	4/8/2004	0.00	0.00	0.00	0.00	0.04	0.00	0.00	0.00	0.65	0.09	0.00	0.00	0.34	1.09	0.30	0.02	0.00
Clone	1	Clone O19	Ham	4/8/2004	0.00	0.00	0.00	0.00	0.06	0.00	0.00	0.00	0.84	0.12	0.00	0.00	0.42	1.51	0.32	0.01	0.00
Clone	1	Clone O20	Ham	4/8/2004	0.00	0.00	0.00	0.00	0.04	0.00	0.00	0.00	0.64	0.09	0.00	0.00	0.32	1.13	0.33	0.02	0.00
Clone	1	Clone 022	Ham	5/27/2004	0.00	0.00	0.00	0.00	0.14	0.00	0.00	0.00	2.15	0.19	0.02	0.02	1.05	2.81	0.14	0.00	0.00
Control	1	O25456	Ham	4/8/2004	0.00	0.00	0.00	0.00	0.05	0.00	0.00	0.00	1.03	0.08	0.00	0.00	0.70	1.78	0.25	0.01	0.00
Control	1	O25463	Ham	4/8/2004	0.00	0.00	0.00	0.00	0.05	0.00	0.00	0.00	0.90	0.11	0.00	0.00	0.45	1.56	0.21	0.00	0.00
Control	1	O25413	Ham	3/25/2004	0.00	0.00	0.00	0.00	0.05	0.00	0.00	0.00	0.92	0.08	0.00	0.00	0.60	1.63	0.28	0.02	0.00
Control	1	O25461	Ham	3/25/2004	0.00	0.00	0.00	0.00	0.03	0.00	0.00	0.00	0.58	0.05	0.00	0.00	0.39	0.95	0.16	0.00	0.00
Control	1	O25436	Ham	3/25/2004	0.00	0.00	0.00	0.00	0.05	0.00	0.00	0.00	0.92	0.12	0.00	0.00	0.46	1.76	0.25	0.01	0.00
Control	1	O25462	Ham	3/25/2004	0.00	0.00	0.00	0.00	0.05	0.00	0.00	0.00	0.95	0.08	0.01	0.00	0.58	1.56	0.22	0.00	0.00
Control	1	O25415	Ham	3/25/2004	0.00	0.00	0.00	0.00	0.03	0.00	0.00	0.00	0.55	0.04	0.00	0.00	0.37	0.79	0.10	0.00	0.00
Control	1	O25457	Ham	3/25/2004	0.00	0.00	0.00	0.00	0.06	0.00	0.00	0.00	1.09	0.10	0.00	0.00	0.65	1.97	0.25	0.01	0.00
Control	1	O25416	Ham	3/25/2004	0.00	0.00	0.00	0.00	0.03	0.00	0.00	0.00	0.65	0.06	0.00	0.00	0.43	1.16	0.21	0.01	0.00
Control	1	O25437	Ham	4/8/2004	0.00	0.00	0.00	0.00	0.05	0.00	0.00	0.00	0.88	0.11	0.00	0.00	0.44	1.65	0.23	0.01	0.00
Clone	2	024	Duroc	5/27/2004	0.00	0.00	0.00	0.00	0.15	0.00	0.00	0.00	2.26	0.20	0.02	0.01	1.16	2.67	0.20	0.00	0.00
Control	2	027446	Ham	5/27/2004	0.00	0.00	0.00	0.00	0.07	0.00	0.00	0.00	1.23	0.11	0.01	0.00	0.74	1.75	0.13	0.00	0.00
Control	2	044584	Ham	5/27/2004	0.00	0.01	0.00	0.00	0.17	0.00	0.00	0.00	2.57	0.19	0.03	0.02	1.39	2.71	0.13	0.00	0.00
Control	2	044615	Ham	4/20/2004	0.00	0.00	0.00	0.00	0.04	0.00	0.00	0.00	0.66	0.08	0.00	0.00	0.36	1.08	0.17	0.00	0.00
Control	2	044661	Ham	5/11/2004	0.00	0.00	0.00	0.00	0.04	0.00	0.00	0.00	0.64	0.07	0.00	0.00	0.34	1.11	0.17	0.00	0.00
Control	2	044662	Ham	4/20/2004	0.00	0.00	0.00	0.00	0.04	0.00	0.00	0.00	0.62	0.07	0.00	0.00	0.34	0.95	0.13	0.00	0.00

Treatment	# per TRT																		
Clone	5	0.00	0.00	0.00	0.00	0.09	0.00	0.00	0.00	1.31	0.14	0.01	0.01	0.66	1.84	0.26	0.01	0.00
Control	15	0.00	0.00	0.00	0.00	0.05	0.00	0.00	0.00	0.95	0.09	0.00	0.00	0.55	1.49	0.19	0.00	0.00

Control	Ham	mean	0.00	0.00	0.00	0.00	0.06	0.00	0.00	0.00	1.03	0.10	0.00	0.00	0.58	1.55	0.19	0.00	0.00
		stdev	0.00	0.00	0.00	0.00	0.04	0.00	0.00	0.00	0.60	0.05	0.01	0.01	0.31	0.58	0.05	0.01	0.00
		sterr	0.00	0.00	0.00	0.00	0.01	0.00	0.00	0.00	0.15	0.01	0.00	0.00	0.08	0.15	0.01	0.00	0.00
Clone	Ham	mean	0.00	0.00	0.00	0.00	0.07	0.00	0.00	0.00	1.17	0.12	0.01	0.01	0.62	1.81	0.26	0.01	0.00
		stdev	0.00	0.00	0.00	0.00	0.05	0.00	0.00	0.00	0.68	0.05	0.01	0.01	0.33	0.72	0.09	0.01	0.00
		sterr	0.00	0.00	0.00	0.00	0.02	0.00	0.00	0.00	0.34	0.02	0.01	0.01	0.16	0.36	0.04	0.00	0.00
Clone	Duroc		0.00	0.00	0.00	0.00	0.04	0.00	0.00	0.00	0.65	0.09	0.00	0.00	0.34	1.09	0.30	0.02	0.00

Treatment	Trial	Barrow ID	Line	Date	C20:0 Eicosanoic (Arachidic)	C20:1 Eicosenoic (Gadoleic)	C20:2 Eicosadienoic	C20:3 Eicosatrienoic	C20:4 Eicosatetraenoic (Arachidonic)	C20:5 Eicosapentaenoic	C21:5 Heneicosapentaenoic	C22:0 Docosanoic (Behenic)	C22:1 Docosenoic (Erucic)	C22:2 Docosadienoic	C22:3 Docosatrienoic	C22:4 Docosatetraenoic	C22:5 Docosapentaenoic	C22:6 Docosahexaenoic	C24:0 Tetracosanoic (Lignoceric)	C24:1 Tetracosenoic (Nervonic)
					%	%	%	%	%	%	%	%	%	%	%	%	%	%	%	%
Clone	1	Clone O18	Ham	4/8/2004	0.00	0.03	0.01	0.00	0.00	0.00	0.00	0.00	0.00	0.00	0.00	0.00	0.00	0.00	0.00	0.00
Clone	1	Clone O19	Ham	4/8/2004	0.00	0.04	0.02	0.00	0.00	0.00	0.00	0.00	0.00	0.00	0.00	0.00	0.00	0.00	0.00	0.00
Clone	1	Clone O20	Ham	4/8/2004	0.00	0.03	0.01	0.00	0.00	0.00	0.00	0.00	0.00	0.00	0.00	0.00	0.00	0.00	0.00	0.00
Clone	1	Clone 022	Ham	5/27/2004	0.03	0.09	0.00	0.00	0.00	0.00	0.00	0.00	0.00	0.00	0.00	0.00	0.00	0.07	0.00	0.00
Control	1	O25456	Ham	4/8/2004	0.01	0.04	0.01	0.00	0.00	0.00	0.00	0.00	0.00	0.00	0.00	0.00	0.00	0.00	0.00	0.00
Control	1	O25463	Ham	4/8/2004	0.01	0.04	0.01	0.00	0.00	0.00	0.00	0.00	0.00	0.00	0.00	0.00	0.00	0.00	0.00	0.00
Control	1	O25413	Ham	3/25/2004	0.00	0.05	0.02	0.00	0.00	0.00	0.00	0.00	0.00	0.00	0.00	0.00	0.00	0.00	0.00	0.00
Control	1	O25461	Ham	3/25/2004	0.00	0.02	0.00	0.00	0.00	0.00	0.00	0.00	0.00	0.00	0.00	0.00	0.00	0.00	0.00	0.00
Control	1	O25436	Ham	3/25/2004	0.00	0.05	0.02	0.00	0.00	0.00	0.00	0.00	0.00	0.00	0.00	0.00	0.00	0.00	0.00	0.00
Control	1	O25462	Ham	3/25/2004	0.00	0.04	0.01	0.00	0.00	0.00	0.00	0.00	0.01	0.00	0.00	0.00	0.00	0.00	0.00	0.00
Control	1	O25415	Ham	3/25/2004	0.00	0.02	0.00	0.00	0.00	0.00	0.00	0.00	0.00	0.00	0.00	0.00	0.00	0.00	0.00	0.00
Control	1	O25457	Ham	3/25/2004	0.00	0.05	0.01	0.00	0.00	0.00	0.00	0.00	0.00	0.00	0.00	0.00	0.00	0.01	0.00	0.00
Control	1	O25416	Ham	3/25/2004	0.00	0.03	0.01	0.00	0.00	0.00	0.00	0.00	0.00	0.00	0.00	0.00	0.00	0.00	0.00	0.00
Control	1	O25437	Ham	4/8/2004	0.00	0.05	0.01	0.00	0.00	0.00	0.00	0.00	0.00	0.00	0.00	0.00	0.00	0.00	0.00	0.00
Clone	2	024	Duroc	5/27/2004	0.02	0.08	0.01	0.00	0.00	0.00	0.00	0.00	0.00	0.00	0.00	0.00	0.00	0.01	0.00	0.00
Control	2	027446	Ham	5/27/2004	0.01	0.04	0.00	0.00	0.00	0.00	0.00	0.00	0.00	0.00	0.00	0.00	0.00	0.02	0.00	0.00
Control	2	044584	Ham	5/27/2004	0.02	0.08	0.00	0.00	0.00	0.00	0.00	0.00	0.00	0.00	0.00	0.00	0.00	0.05	0.00	0.00
Control	2	044615	Ham	4/20/2004	0.00	0.02	0.00	0.00	0.00	0.00	0.00	0.00	0.00	0.00	0.00	0.00	0.00	0.00	0.00	0.00
Control	2	044661	Ham	5/11/2004	0.00	0.03	0.00	0.00	0.00	0.00	0.00	0.00	0.00	0.00	0.00	0.00	0.00	0.00	0.00	0.00
Control	2	044662	Ham	4/20/2004	0.00	0.03	0.00	0.00	0.00	0.00	0.00	0.00	0.01	0.00	0.00	0.00	0.00	0.01	0.00	0.00

Treatment	# per TRT																	
Clone	5	0.01	0.05	0.01	0.00	0.00	0.00	0.00	0.00	0.00	0.00	0.00	0.00	0.00	0.02	0.00	0.00
Control	15	0.00	0.04	0.01	0.00	0.00	0.00	0.00	0.00	0.00	0.00	0.00	0.00	0.00	0.01	0.00	0.00

Control	Ham	mean	0.00	0.04	0.01	0.00	0.00	0.00	0.00	0.00	0.00	0.00	0.00	0.00	0.00	0.01	0.00	0.00
		stdev	0.01	0.02	0.01	0.00	0.00	0.00	0.00	0.00	0.00	0.00	0.00	0.00	0.00	0.01	0.00	0.00
		sterr	0.00	0.00	0.00	0.00	0.00	0.00	0.00	0.00	0.00	0.00	0.00	0.00	0.00	0.00	0.00	0.00
Clone	Ham	mean	0.01	0.05	0.01	0.00	0.00	0.00	0.00	0.00	0.00	0.00	0.00	0.00	0.00	0.02	0.00	0.00
		stdev	0.01	0.03	0.01	0.00	0.00	0.00	0.00	0.00	0.00	0.00	0.00	0.00	0.00	0.04	0.00	0.00
		sterr	0.01	0.01	0.00	0.00	0.00	0.00	0.00	0.00	0.00	0.00	0.00	0.00	0.00	0.02	0.00	0.00
Clone	Duroc		0.00	0.03	0.01	0.00	0.00	0.00	0.00	0.00	0.00	0.00	0.00	0.00	0.00	0.00	0.00	0.00

Treatment	Trial	Barrow ID	Line	Date	Calcium %	Iron %	Phosphorus %	Zinc %	Cholesterol mg/100 g	Niacin mg/100 g	Vitamin B6 mcg/100 g	Vitamin B12 mg/100 g
Clone	1	Clone O18	Ham	4/8/2004	0.0036	0.00061	0.21	0.0016	54.2	11.3	0.319	0
Clone	1	Clone O19	Ham	4/8/2004	0.0038	0.00066	0.20	0.0017	54.8	11.4	0.363	0
Clone	1	Clone O20	Ham	4/8/2004	0.0039	0.00063	0.20	0.0014	50.3	11.7	0.370	0
Clone	2	Clone 022	Ham	5/27/2004	0.0033	0.00037	0.19	0.0013	50.8	10.4	0.531	0.468
Control	1	O25456	Ham	4/8/2004	0.0047	0.00060	0.20	0.0014	55.5	9.87	0.262	0
Control	1	O25463	Ham	4/8/2004	0.0040	0.00054	0.21	0.0014	50.4	11.5	0.348	0
Control	1	O25413	Ham	3/25/2004	0.0084	0.00033	0.20	0.0011	57.3	11.9	0.43	0
Control	1	O25461	Ham	3/25/2004	0.0032	0.00043	0.22	0.0011	54.8	10.5	0.38	0
Control	1	O25436	Ham	3/25/2004	0.0032	0.00041	0.21	0.0011	53.5	12.6	0.39	0
Control	1	O25462	Ham	3/25/2004	0.0036	0.00039	0.20	0.0010	52.6	12.7	0.46	0
Control	1	O25415	Ham	3/25/2004	0.0036	0.0010	0.22	0.0013	48.4	14.3	0.45	0
Control	1	O25457	Ham	3/25/2004	0.0040	0.00060	0.21	0.0010	57.7	10.2	0.47	0
Control	1	O25416	Ham	3/25/2004	0.0032	0.00055	0.21	0.0012	51.6	12.9	0.46	0
Control	1	O25437	Ham	4/8/2004	0.0041	0.00054	0.20	0.0014	52.3	10.6	0.432	0
Clone	2	Clone 024	Duroc	5/27/2004	0.0033	0.00050	0.20	0.0014	67.4	9.69	0.466	0.560
Control	2	027446	Ham	5/27/2004	0.014	0.00050	0.20	0.0013	52.8	9.05	0.605	0.00
Control	2	044584	Ham	5/27/2004	0.0034	0.00037	0.20	0.0011	52.2	8.70	0.684	0
Control	2	044615	Ham	4/20/2004	0.0043	<0.0002	0.21	0.0014	49.1	11.0	0.469	0
Control	2	044661	Ham	5/11/2004	0.0033	0.00051	0.19	0.0012	50.8	9.56	0.716	0
Control	2	044662	Ham	4/20/2004	0.0041	0.0062	0.19	0.0019	53.2	12.0	0.595	0

TRT	#/TRT	Calcium %	Iron %	Phosphorus %	Zinc %	Cholesterol mg/100 g	Niacin mg/100 g	Vitamin B6 mcg/100 g	Vitamin B12 mg/100 g
Clone	5	0.00358	0.000554	0.2	0.00148	55.5	10.898	0.4098	0.2056
Control	15	0.00474	0.000878	0.20466667	0.00126	52.8133333	11.1586667	0.47673333	0

Control	Ham	15	mean	0.0047	0.0009	0.2047	0.0013	52.8133	11.1587	0.4767	0.0000
			stdev	0.0029	0.0015	0.0092	0.0002	2.6872	1.5840	0.1241	0.0000
			stderr	0.0007	0.0004	0.0024	0.0001	0.6938	0.4090	0.0321	0.0000
Clone	Ham	4	mean	0.0037	0.0006	0.2000	0.0015	52.5250	11.2000	0.3958	0.1170
			stdev	0.0003	0.0001	0.0082	0.0002	2.3027	0.5598	0.0929	0.2340
			stderr	0.0001	0.0001	0.0041	0.0001	1.1514	0.2799	0.0465	0.1170
Clone	Duroc	1		0.0033	0.0005	0.2000	0.0014	67.4000	9.6900	0.4660	0.5600

Animal ID	Owner	Sex	Treatment	Sire Genetics	Sire	Dam	Dam Sire Group	Birth Date
200430501	U.S. Meat Animal Research	2	Control	Ham	498	200342304	H	7/7/2004
200430502	U.S. Meat Animal Research	2	Control	Ham	498	200342304	H	7/7/2004
200430503	U.S. Meat Animal Research	2	Control	Ham	498	200342304	H	7/7/2004
200430504	U.S. Meat Animal Research	2	Control	Ham	498	200342304	H	7/7/2004
200430505	U.S. Meat Animal Research	2	Control	Ham	498	200342304	H	7/7/2004
200430506	U.S. Meat Animal Research	2	Control	Ham	498	200342304	H	7/7/2004
200430507	U.S. Meat Animal Research	1	Control	Ham	498	200342304	H	7/7/2004
200430508	U.S. Meat Animal Research	1	Control	Ham	498	200342304	H	7/7/2004
200430509	U.S. Meat Animal Research	1	Control	Ham	498	200342304	H	7/7/2004
200430510	U.S. Meat Animal Research	1	Control	Ham	498	200342304	H	7/7/2004
200430601	U.S. Meat Animal Research	2	Clone	Ham	5	200336705	G	7/7/2004
200430602	U.S. Meat Animal Research	2	Clone	Ham	5	200336705	G	7/7/2004
200430603	U.S. Meat Animal Research	2	Clone	Ham	5	200336705	G	7/7/2004
200430604	U.S. Meat Animal Research	1	Clone	Ham	5	200336705	G	7/7/2004
200430605	U.S. Meat Animal Research	1	Clone	Ham	5	200336705	G	7/7/2004
200430606	U.S. Meat Animal Research	1	Clone	Ham	5	200336705	G	7/7/2004
200430607	U.S. Meat Animal Research	1	Clone	Ham	5	200336705	G	7/7/2004
200430608	U.S. Meat Animal Research	1	Clone	Ham	5	200336705	G	7/7/2004
200430609	U.S. Meat Animal Research	1	Clone	Ham	5	200336705	G	7/7/2004
200430610	U.S. Meat Animal Research	1	Clone	Ham	5	200336705	G	7/7/2004
200430611	U.S. Meat Animal Research	1	Clone	Ham	5	200336705	G	7/7/2004
200430701	U.S. Meat Animal Research	2	Clone	Ham	2	200338205	C	7/7/2004
200430702	U.S. Meat Animal Research	2	Clone	Ham	2	200338205	C	7/7/2004
200430703	U.S. Meat Animal Research	2	Clone	Ham	2	200338205	C	7/7/2004
200430704	U.S. Meat Animal Research	2	Clone	Ham	2	200338205	C	7/7/2004
200430705	U.S. Meat Animal Research	2	Clone	Ham	2	200338205	C	7/7/2004
200430706	U.S. Meat Animal Research	1	Clone	Ham	2	200338205	C	7/7/2004
200430707	U.S. Meat Animal Research	1	Clone	Ham	2	200338205	C	7/7/2004
200430708	U.S. Meat Animal Research	1	Clone	Ham	2	200338205	C	7/7/2004
200430709	U.S. Meat Animal Research	1	Clone	Ham	2	200338205	C	7/7/2004
200430710	U.S. Meat Animal Research	1	Clone	Ham	2	200338205	C	7/7/2004
200430711	U.S. Meat Animal Research	1	Clone	Ham	2	200338205	C	7/7/2004
200430801	U.S. Meat Animal Research	2	Clone	Ham	5	200345501	F	7/7/2004
200430802	U.S. Meat Animal Research	2	Clone	Ham	5	200345501	F	7/7/2004
200430803	U.S. Meat Animal Research	1	Clone	Ham	5	200345501	F	7/7/2004
200430804	U.S. Meat Animal Research	1	Clone	Ham	5	200345501	F	7/7/2004

Animal ID	Owner	Sex	Treatment	Sire Genetics	Sire	Dam	Dam Sire Group	Birth Date
200430805	U.S. Meat Animal Research	1	Clone	Ham	5	200345501	F	7/7/2004
200430902	U.S. Meat Animal Research	1	Clone	Ham	3	200340904	F	7/8/2004
200430903	U.S. Meat Animal Research	1	Clone	Ham	3	200340904	F	7/8/2004
200430905	U.S. Meat Animal Research	1	Clone	Ham	3	200340904	F	7/8/2004
200430906	U.S. Meat Animal Research	1	Clone	Ham	3	200340904	F	7/8/2004
200431001	U.S. Meat Animal Research	2	Clone	Ham	2	200344904	D	7/8/2004
200431002	U.S. Meat Animal Research	2	Clone	Ham	2	200344904	D	7/8/2004
200431003	U.S. Meat Animal Research	2	Clone	Ham	2	200344904	D	7/8/2004
200431004	U.S. Meat Animal Research	2	Clone	Ham	2	200344904	D	7/8/2004
200431005	U.S. Meat Animal Research	2	Clone	Ham	2	200344904	D	7/8/2004
200431006	U.S. Meat Animal Research	1	Clone	Ham	2	200344904	D	7/8/2004
200431007	U.S. Meat Animal Research	1	Clone	Ham	2	200344904	D	7/8/2004
200431008	U.S. Meat Animal Research	1	Clone	Ham	2	200344904	D	7/8/2004
200431009	U.S. Meat Animal Research	1	Clone	Ham	2	200344904	D	7/8/2004
200431010	U.S. Meat Animal Research	1	Clone	Ham	2	200344904	D	7/8/2004
200431011	U.S. Meat Animal Research	1	Clone	Ham	2	200344904	D	7/8/2004
200431012	U.S. Meat Animal Research	1	Clone	Ham	2	200344904	D	7/8/2004
200431401	U.S. Meat Animal Research	2	Clone	Ham	5	200344902	D	7/10/2004
200431402	U.S. Meat Animal Research	2	Clone	Ham	5	200344902	D	7/10/2004
200431403	U.S. Meat Animal Research	2	Clone	Ham	5	200344902	D	7/10/2004
200431404	U.S. Meat Animal Research	2	Clone	Ham	5	200344902	D	7/10/2004
200431405	U.S. Meat Animal Research	2	Clone	Ham	5	200344902	D	7/10/2004
200431406	U.S. Meat Animal Research	2	Clone	Ham	5	200344902	D	7/10/2004
200431407	U.S. Meat Animal Research	2	Clone	Ham	5	200344902	D	7/10/2004
200431408	U.S. Meat Animal Research	2	Clone	Ham	5	200344902	D	7/10/2004
200431409	U.S. Meat Animal Research	1	Clone	Ham	5	200344902	D	7/10/2004
200431410	U.S. Meat Animal Research	1	Clone	Ham	5	200344902	D	7/10/2004
200431411	U.S. Meat Animal Research	1	Clone	Ham	5	200344902	D	7/10/2004
200431501	U.S. Meat Animal Research	2	Clone	Ham	2	200340903	F	7/10/2004
200431502	U.S. Meat Animal Research	2	Clone	Ham	2	200340903	F	7/10/2004
200431503	U.S. Meat Animal Research	2	Clone	Ham	2	200340903	F	7/10/2004
200431504	U.S. Meat Animal Research	1	Clone	Ham	2	200340903	F	7/10/2004
200431505	U.S. Meat Animal Research	1	Clone	Ham	2	200340903	F	7/10/2004
200431506	U.S. Meat Animal Research	1	Clone	Ham	2	200340903	F	7/10/2004
200431601	U.S. Meat Animal Research	2	Clone	Ham	2	200343201	A	7/10/2004
200431602	U.S. Meat Animal Research	2	Clone	Ham	2	200343201	A	7/10/2004

Animal ID	Owner	Sex	Treatment	Sire Genetics	Sire	Dam	Dam Sire Group	Birth Date
200431603	U.S. Meat Animal Research	2	Clone	Ham	2	200343201	A	7/10/2004
200431604	U.S. Meat Animal Research	2	Clone	Ham	2	200343201	A	7/10/2004
200431605	U.S. Meat Animal Research	2	Clone	Ham	2	200343201	A	7/10/2004
200431606	U.S. Meat Animal Research	1	Clone	Ham	2	200343201	A	7/10/2004
200431607	U.S. Meat Animal Research	1	Clone	Ham	2	200343201	A	7/10/2004
200431608	U.S. Meat Animal Research	1	Clone	Ham	2	200343201	A	7/10/2004
200431610	U.S. Meat Animal Research	1	Clone	Ham	2	200343201	A	7/10/2004
200431701	U.S. Meat Animal Research	2	Clone	Ham	5	200345103	A	7/11/2004
200431702	U.S. Meat Animal Research	1	Clone	Ham	5	200345103	A	7/11/2004
200431703	U.S. Meat Animal Research	1	Clone	Ham	5	200345103	A	7/11/2004
200431704	U.S. Meat Animal Research	1	Clone	Ham	5	200345103	A	7/11/2004
200431706	U.S. Meat Animal Research	1	Clone	Ham	5	200345103	A	7/11/2004
200431708	U.S. Meat Animal Research	1	Clone	Ham	5	200345103	A	7/11/2004
200431801	U.S. Meat Animal Research	2	Control	Duroc	18128	200342905	C	7/12/2004
200431802	U.S. Meat Animal Research	2	Control	Duroc	18128	200342905	C	7/12/2004
200431803	U.S. Meat Animal Research	2	Control	Duroc	18128	200342905	C	7/12/2004
200431804	U.S. Meat Animal Research	1	Control	Duroc	18128	200342905	C	7/12/2004
200431805	U.S. Meat Animal Research	1	Control	Duroc	18128	200342905	C	7/12/2004
200432001	U.S. Meat Animal Research	2	Clone	Ham	2	200337401	E	7/12/2004
200432002	U.S. Meat Animal Research	2	Clone	Ham	2	200337401	E	7/12/2004
200432003	U.S. Meat Animal Research	2	Clone	Ham	2	200337401	E	7/12/2004
200432004	U.S. Meat Animal Research	1	Clone	Ham	2	200337401	E	7/12/2004
200432005	U.S. Meat Animal Research	1	Clone	Ham	2	200337401	E	7/12/2004
200432006	U.S. Meat Animal Research	1	Clone	Ham	2	200337401	E	7/12/2004
200432007	U.S. Meat Animal Research	1	Clone	Ham	2	200337401	E	7/12/2004
200432008	U.S. Meat Animal Research	1	Clone	Ham	2	200337401	E	7/12/2004
200432101	U.S. Meat Animal Research	2	Clone	Ham	3	200342004	A	7/12/2004
200432102	U.S. Meat Animal Research	2	Clone	Ham	3	200342004	A	7/12/2004
200432103	U.S. Meat Animal Research	2	Clone	Ham	3	200342004	A	7/12/2004
200432104	U.S. Meat Animal Research	1	Clone	Ham	3	200342004	A	7/12/2004
200432105	U.S. Meat Animal Research	1	Clone	Ham	3	200342004	A	7/12/2004
200432106	U.S. Meat Animal Research	1	Clone	Ham	3	200342004	A	7/12/2004
200432108	U.S. Meat Animal Research	1	Clone	Ham	3	200342004	A	7/12/2004
200432109	U.S. Meat Animal Research	1	Clone	Ham	3	200342004	A	7/12/2004
200432301	U.S. Meat Animal Research	2	Clone	Ham	3	200336707	G	7/12/2004
200432302	U.S. Meat Animal Research	2	Clone	Ham	3	200336707	G	7/12/2004

Animal ID	Owner	Sex	Treatment	Sire Genetics	Sire	Dam	Dam Sire Group	Birth Date
200432303	U.S. Meat Animal Research	2	Clone	Ham	3	200336707	G	7/12/2004
200432304	U.S. Meat Animal Research	2	Clone	Ham	3	200336707	G	7/12/2004
200432305	U.S. Meat Animal Research	2	Clone	Ham	3	200336707	G	7/12/2004
200432306	U.S. Meat Animal Research	2	Clone	Ham	3	200336707	G	7/12/2004
200432307	U.S. Meat Animal Research	1	Clone	Ham	3	200336707	G	7/12/2004
200432308	U.S. Meat Animal Research	1	Clone	Ham	3	200336707	G	7/12/2004
200432309	U.S. Meat Animal Research	1	Clone	Ham	3	200336707	G	7/12/2004
200432310	U.S. Meat Animal Research	1	Clone	Ham	3	200336707	G	7/12/2004
200432311	U.S. Meat Animal Research	1	Clone	Ham	3	200336707	G	7/12/2004
200432312	U.S. Meat Animal Research	1	Clone	Ham	3	200336707	G	7/12/2004
200432401	U.S. Meat Animal Research	2	Clone	Ham	2	200344002	N	7/12/2004
200432402	U.S. Meat Animal Research	2	Clone	Ham	2	200344002	N	7/12/2004
200432403	U.S. Meat Animal Research	2	Clone	Ham	2	200344002	N	7/12/2004
200432404	U.S. Meat Animal Research	2	Clone	Ham	2	200344002	N	7/12/2004
200432405	U.S. Meat Animal Research	1	Clone	Ham	2	200344002	N	7/12/2004
200432406	U.S. Meat Animal Research	1	Clone	Ham	2	200344002	N	7/12/2004
200432407	U.S. Meat Animal Research	1	Clone	Ham	2	200344002	N	7/12/2004
200432501	U.S. Meat Animal Research	2	Clone	Ham	3	200345003	J	7/13/2004
200432502	U.S. Meat Animal Research	2	Clone	Ham	3	200345003	J	7/13/2004
200432503	U.S. Meat Animal Research	2	Clone	Ham	3	200345003	J	7/13/2004
200432504	U.S. Meat Animal Research	2	Clone	Ham	3	200345003	J	7/13/2004
200432506	U.S. Meat Animal Research	2	Clone	Ham	3	200345003	J	7/13/2004
200432507	U.S. Meat Animal Research	1	Clone	Ham	3	200345003	J	7/13/2004
200432508	U.S. Meat Animal Research	1	Clone	Ham	3	200345003	J	7/13/2004
200432601	U.S. Meat Animal Research	2	Control	Duroc	18128	200337403	E	7/13/2004
200432602	U.S. Meat Animal Research	2	Control	Duroc	18128	200337403	E	7/13/2004
200432603	U.S. Meat Animal Research	2	Control	Duroc	18128	200337403	E	7/13/2004
200432604	U.S. Meat Animal Research	2	Control	Duroc	18128	200337403	E	7/13/2004
200432605	U.S. Meat Animal Research	2	Control	Duroc	18128	200337403	E	7/13/2004
200432607	U.S. Meat Animal Research	1	Control	Duroc	18128	200337403	E	7/13/2004
200432608	U.S. Meat Animal Research	1	Control	Duroc	18128	200337403	E	7/13/2004
200432609	U.S. Meat Animal Research	1	Control	Duroc	18128	200337403	E	7/13/2004
200432610	U.S. Meat Animal Research	1	Control	Duroc	18128	200337403	E	7/13/2004
200432701	U.S. Meat Animal Research	2	Clone	Ham	3	200339303	D	7/13/2004
200432702	U.S. Meat Animal Research	2	Clone	Ham	3	200339303	D	7/13/2004
200432703	U.S. Meat Animal Research	1	Clone	Ham	3	200339303	D	7/13/2004

Animal ID	Owner	Sex	Treatment	Sire Genetics	Sire	Dam	Dam Sire Group	Birth Date
200432704	U.S. Meat Animal Research	1	Clone	Ham	3	200339303	D	7/13/2004
200432705	U.S. Meat Animal Research	1	Clone	Ham	3	200339303	D	7/13/2004
200432706	U.S. Meat Animal Research	1	Clone	Ham	3	200339303	D	7/13/2004
200432901	U.S. Meat Animal Research	2	Control	Duroc	25515	200346104	D	7/13/2004
200432902	U.S. Meat Animal Research	2	Control	Duroc	25515	200346104	D	7/13/2004
200432903	U.S. Meat Animal Research	2	Control	Duroc	25515	200346104	D	7/13/2004
200432904	U.S. Meat Animal Research	2	Control	Duroc	25515	200346104	D	7/13/2004
200432905	U.S. Meat Animal Research	2	Control	Duroc	25515	200346104	D	7/13/2004
200432906	U.S. Meat Animal Research	2	Control	Duroc	25515	200346104	D	7/13/2004
200432907	U.S. Meat Animal Research	1	Control	Duroc	25515	200346104	D	7/13/2004
200432908	U.S. Meat Animal Research	1	Control	Duroc	25515	200346104	D	7/13/2004
200432909	U.S. Meat Animal Research	1	Control	Duroc	25515	200346104	D	7/13/2004
200432910	U.S. Meat Animal Research	1	Control	Duroc	25515	200346104	D	7/13/2004
200432911	U.S. Meat Animal Research	1	Control	Duroc	25515	200346104	D	7/13/2004
200432912	U.S. Meat Animal Research	1	Control	Duroc	25515	200346104	D	7/13/2004
200432913	U.S. Meat Animal Research	1	Control	Duroc	25515	200346104	D	7/13/2004
200433001	U.S. Meat Animal Research	2	Clone	Ham	3	200341501	H	7/13/2004
200433002	U.S. Meat Animal Research	2	Clone	Ham	3	200341501	H	7/13/2004
200433003	U.S. Meat Animal Research	2	Clone	Ham	3	200341501	H	7/13/2004
200433004	U.S. Meat Animal Research	1	Clone	Ham	3	200341501	H	7/13/2004
200433005	U.S. Meat Animal Research	1	Clone	Ham	3	200341501	H	7/13/2004
200433006	U.S. Meat Animal Research	1	Clone	Ham	3	200341501	H	7/13/2004
200433007	U.S. Meat Animal Research	1	Clone	Ham	3	200341501	H	7/13/2004
200433008	U.S. Meat Animal Research	1	Clone	Ham	3	200341501	H	7/13/2004
200433010	U.S. Meat Animal Research	1	Clone	Ham	3	200341501	H	7/13/2004
200433011	U.S. Meat Animal Research	1	Clone	Ham	3	200341501	H	7/13/2004
200433201	U.S. Meat Animal Research	2	Clone	Ham	5	200342902	C	7/13/2004
200433202	U.S. Meat Animal Research	2	Clone	Ham	5	200342902	C	7/13/2004
200433203	U.S. Meat Animal Research	2	Clone	Ham	5	200342902	C	7/13/2004
200433204	U.S. Meat Animal Research	2	Clone	Ham	5	200342902	C	7/13/2004
200433205	U.S. Meat Animal Research	1	Clone	Ham	5	200342902	C	7/13/2004
200433206	U.S. Meat Animal Research	1	Clone	Ham	5	200342902	C	7/13/2004
200433207	U.S. Meat Animal Research	1	Clone	Ham	5	200342902	C	7/13/2004
200433208	U.S. Meat Animal Research	1	Clone	Ham	5	200342902	C	7/13/2004
200433301	U.S. Meat Animal Research	2	Control	Ham	498	200340902	F	7/13/2004
200433302	U.S. Meat Animal Research	2	Control	Ham	498	200340902	F	7/13/2004

Animal ID	Owner	Sex	Treatment	Sire Genetics	Sire	Dam	Dam Sire Group	Birth Date
200433303	U.S. Meat Animal Research	2	Control	Ham	498	200340902	F	7/13/2004
200433304	U.S. Meat Animal Research	2	Control	Ham	498	200340902	F	7/13/2004
200433305	U.S. Meat Animal Research	2	Control	Ham	498	200340902	F	7/13/2004
200433306	U.S. Meat Animal Research	1	Control	Ham	498	200340902	F	7/13/2004
200433307	U.S. Meat Animal Research	1	Control	Ham	498	200340902	F	7/13/2004
200433401	U.S. Meat Animal Research	2	Control	Ham	498	200342601	E	7/13/2004
200433402	U.S. Meat Animal Research	2	Control	Ham	498	200342601	E	7/13/2004
200433403	U.S. Meat Animal Research	2	Control	Ham	498	200342601	E	7/13/2004
200433404	U.S. Meat Animal Research	2	Control	Ham	498	200342601	E	7/13/2004
200433405	U.S. Meat Animal Research	2	Control	Ham	498	200342601	E	7/13/2004
200433406	U.S. Meat Animal Research	2	Control	Ham	498	200342601	E	7/13/2004
200433407	U.S. Meat Animal Research	2	Control	Ham	498	200342601	E	7/13/2004
200433408	U.S. Meat Animal Research	1	Control	Ham	498	200342601	E	7/13/2004
200433409	U.S. Meat Animal Research	1	Control	Ham	498	200342601	E	7/13/2004
200433501	U.S. Meat Animal Research	2	Control	Ham	498	200345803	D	7/13/2004
200433502	U.S. Meat Animal Research	2	Control	Ham	498	200345803	D	7/13/2004
200433503	U.S. Meat Animal Research	2	Control	Ham	498	200345803	D	7/13/2004
200433504	U.S. Meat Animal Research	2	Control	Ham	498	200345803	D	7/13/2004
200433505	U.S. Meat Animal Research	2	Control	Ham	498	200345803	D	7/13/2004
200433506	U.S. Meat Animal Research	2	Control	Ham	498	200345803	D	7/13/2004
200433507	U.S. Meat Animal Research	2	Control	Ham	498	200345803	D	7/13/2004
200433509	U.S. Meat Animal Research	1	Control	Ham	498	200345803	D	7/13/2004
200433510	U.S. Meat Animal Research	1	Control	Ham	498	200345803	D	7/13/2004
200433511	U.S. Meat Animal Research	1	Control	Ham	498	200345803	D	7/13/2004
200433512	U.S. Meat Animal Research	1	Control	Ham	498	200345803	D	7/13/2004
200433601	U.S. Meat Animal Research	2	Clone	Ham	3	200341201	M	7/13/2004
200433602	U.S. Meat Animal Research	2	Clone	Ham	3	200341201	M	7/13/2004
200433603	U.S. Meat Animal Research	2	Clone	Ham	3	200341201	M	7/13/2004
200433604	U.S. Meat Animal Research	2	Clone	Ham	3	200341201	M	7/13/2004
200433605	U.S. Meat Animal Research	1	Clone	Ham	3	200341201	M	7/13/2004
200433701	U.S. Meat Animal Research	2	Clone	Duroc	7	200346101	D	7/14/2004
200433702	U.S. Meat Animal Research	2	Clone	Duroc	7	200346101	D	7/14/2004
200433703	U.S. Meat Animal Research	2	Clone	Duroc	7	200346101	D	7/14/2004
200433704	U.S. Meat Animal Research	2	Clone	Duroc	7	200346101	D	7/14/2004
200433705	U.S. Meat Animal Research	2	Clone	Duroc	7	200346101	D	7/14/2004
200433706	U.S. Meat Animal Research	2	Clone	Duroc	7	200346101	D	7/14/2004

Animal ID	Owner	Sex	Treatment	Sire Genetics	Sire	Dam	Dam Sire Group	Birth Date
200433707	U.S. Meat Animal Research	2	Clone	Duroc	7	200346101	D	7/14/2004
200433708	U.S. Meat Animal Research	2	Clone	Duroc	7	200346101	D	7/14/2004
200433709	U.S. Meat Animal Research	2	Clone	Duroc	7	200346101	D	7/14/2004
200433710	U.S. Meat Animal Research	1	Clone	Duroc	7	200346101	D	7/14/2004
200433711	U.S. Meat Animal Research	1	Clone	Duroc	7	200346101	D	7/14/2004
200433712	U.S. Meat Animal Research	1	Clone	Duroc	7	200346101	D	7/14/2004
200433801	U.S. Meat Animal Research	2	Clone	Duroc	7	200336702	G	7/14/2004
200433802	U.S. Meat Animal Research	2	Clone	Duroc	7	200336702	G	7/14/2004
200433803	U.S. Meat Animal Research	2	Clone	Duroc	7	200336702	G	7/14/2004
200433804	U.S. Meat Animal Research	2	Clone	Duroc	7	200336702	G	7/14/2004
200433806	U.S. Meat Animal Research	1	Clone	Duroc	7	200336702	G	7/14/2004
200433807	U.S. Meat Animal Research	1	Clone	Duroc	7	200336702	G	7/14/2004
200433808	U.S. Meat Animal Research	1	Clone	Duroc	7	200336702	G	7/14/2004
200433809	U.S. Meat Animal Research	1	Clone	Duroc	7	200336702	G	7/14/2004
200434001	U.S. Meat Animal Research	2	Control	Duroc	18128	200345603	M	7/15/2004
200434002	U.S. Meat Animal Research	2	Control	Duroc	18128	200345603	M	7/15/2004
200434003	U.S. Meat Animal Research	2	Control	Duroc	18128	200345603	M	7/15/2004
200434004	U.S. Meat Animal Research	2	Control	Duroc	18128	200345603	M	7/15/2004
200434005	U.S. Meat Animal Research	2	Control	Duroc	18128	200345603	M	7/15/2004
200434006	U.S. Meat Animal Research	1	Control	Duroc	18128	200345603	M	7/15/2004
200434007	U.S. Meat Animal Research	1	Control	Duroc	18128	200345603	M	7/15/2004
200434008	U.S. Meat Animal Research	1	Control	Duroc	18128	200345603	M	7/15/2004
200434009	U.S. Meat Animal Research	1	Control	Duroc	18128	200345603	M	7/15/2004
200434101	U.S. Meat Animal Research	2	Clone	Ham	3	200337003	E	7/15/2004
200434102	U.S. Meat Animal Research	2	Clone	Ham	3	200337003	E	7/15/2004
200434103	U.S. Meat Animal Research	2	Clone	Ham	3	200337003	E	7/15/2004
200434104	U.S. Meat Animal Research	2	Clone	Ham	3	200337003	E	7/15/2004
200434105	U.S. Meat Animal Research	2	Clone	Ham	3	200337003	E	7/15/2004
200434106	U.S. Meat Animal Research	1	Clone	Ham	3	200337003	E	7/15/2004
200434107	U.S. Meat Animal Research	1	Clone	Ham	3	200337003	E	7/15/2004
200434108	U.S. Meat Animal Research	1	Clone	Ham	3	200337003	E	7/15/2004
200434109	U.S. Meat Animal Research	1	Clone	Ham	3	200337003	E	7/15/2004
200434110	U.S. Meat Animal Research	1	Clone	Ham	3	200337003	E	7/15/2004
200434111	U.S. Meat Animal Research	1	Clone	Ham	3	200337003	E	7/15/2004
200434112	U.S. Meat Animal Research	1	Clone	Ham	3	200337003	E	7/15/2004
200434113	U.S. Meat Animal Research	1	Clone	Ham	3	200337003	E	7/15/2004

Animal ID	Owner	Sex	Treatment	Sire Genetics	Sire	Dam	Dam Sire Group	Birth Date
200434114	U.S. Meat Animal Research	1	Clone	Ham	3	200337003	E	7/15/2004
200434115	U.S. Meat Animal Research	1	Clone	Ham	3	200337003	E	7/15/2004
200434201	U.S. Meat Animal Research	2	Control	Duroc	18128	200346102	D	7/15/2004
200434202	U.S. Meat Animal Research	1	Control	Duroc	18128	200346102	D	7/15/2004
200434203	U.S. Meat Animal Research	1	Control	Duroc	18128	200346102	D	7/15/2004
200434204	U.S. Meat Animal Research	1	Control	Duroc	18128	200346102	D	7/15/2004
200434205	U.S. Meat Animal Research	1	Control	Duroc	18128	200346102	D	7/15/2004
200434206	U.S. Meat Animal Research	1	Control	Duroc	18128	200346102	D	7/15/2004
200434207	U.S. Meat Animal Research	1	Control	Duroc	18128	200346102	D	7/15/2004
200434208	U.S. Meat Animal Research	1	Control	Duroc	18128	200346102	D	7/15/2004
200434209	U.S. Meat Animal Research	1	Control	Duroc	18128	200346102	D	7/15/2004
200434210	U.S. Meat Animal Research	1	Control	Duroc	18128	200346102	D	7/15/2004
200434301	U.S. Meat Animal Research	2	Control	Duroc	25515	200340204	M	7/15/2004
200434302	U.S. Meat Animal Research	2	Control	Duroc	25515	200340204	M	7/15/2004
200434303	U.S. Meat Animal Research	2	Control	Duroc	25515	200340204	M	7/15/2004
200434304	U.S. Meat Animal Research	1	Control	Duroc	25515	200340204	M	7/15/2004
200434305	U.S. Meat Animal Research	1	Control	Duroc	25515	200340204	M	7/15/2004
200434306	U.S. Meat Animal Research	1	Control	Duroc	25515	200340204	M	7/15/2004
200434307	U.S. Meat Animal Research	1	Control	Duroc	25515	200340204	M	7/15/2004
200434308	U.S. Meat Animal Research	1	Control	Duroc	25515	200340204	M	7/15/2004
200434309	U.S. Meat Animal Research	1	Control	Duroc	25515	200340204	M	7/15/2004
200434310	U.S. Meat Animal Research	1	Control	Duroc	25515	200340204	M	7/15/2004
200434401	U.S. Meat Animal Research	2	Clone	Ham	5	200345302	H	7/15/2004
200434402	U.S. Meat Animal Research	2	Clone	Ham	5	200345302	H	7/15/2004
200434403	U.S. Meat Animal Research	1	Clone	Ham	5	200345302	H	7/15/2004
200434501	U.S. Meat Animal Research	2	Clone	Ham	3	200344402	B	7/16/2004
200434502	U.S. Meat Animal Research	2	Clone	Ham	3	200344402	B	7/16/2004
200434503	U.S. Meat Animal Research	2	Clone	Ham	3	200344402	B	7/16/2004
200434504	U.S. Meat Animal Research	2	Clone	Ham	3	200344402	B	7/16/2004
200434506	U.S. Meat Animal Research	1	Clone	Ham	3	200344402	B	7/16/2004
200434507	U.S. Meat Animal Research	1	Clone	Ham	3	200344402	B	7/16/2004
200434508	U.S. Meat Animal Research	1	Clone	Ham	3	200344402	B	7/16/2004
200434509	U.S. Meat Animal Research	1	Clone	Ham	3	200344402	B	7/16/2004
200434510	U.S. Meat Animal Research	1	Clone	Ham	3	200344402	B	7/16/2004
200434511	U.S. Meat Animal Research	1	Clone	Ham	3	200344402	B	7/16/2004
200434512	U.S. Meat Animal Research	1	Clone	Ham	3	200344402	B	7/16/2004

Animal ID	Owner	Sex	Treatment	Sire Genetics	Sire	Dam	Dam Sire Group	Birth Date
200434601	U.S. Meat Animal Research	2	Clone	Ham	2	200344102	H	7/16/2004
200434602	U.S. Meat Animal Research	2	Clone	Ham	2	200344102	H	7/16/2004
200434603	U.S. Meat Animal Research	2	Clone	Ham	2	200344102	H	7/16/2004
200434604	U.S. Meat Animal Research	2	Clone	Ham	2	200344102	H	7/16/2004
200434605	U.S. Meat Animal Research	2	Clone	Ham	2	200344102	H	7/16/2004
200434606	U.S. Meat Animal Research	2	Clone	Ham	2	200344102	H	7/16/2004
200434607	U.S. Meat Animal Research	1	Clone	Ham	2	200344102	H	7/16/2004
200434608	U.S. Meat Animal Research	1	Clone	Ham	2	200344102	H	7/16/2004
200434801	U.S. Meat Animal Research	2	Control	Duroc	25515	200339403	H	7/17/2004
200434802	U.S. Meat Animal Research	2	Control	Duroc	25515	200339403	H	7/17/2004
200434803	U.S. Meat Animal Research	2	Control	Duroc	25515	200339403	H	7/17/2004
200434804	U.S. Meat Animal Research	2	Control	Duroc	25515	200339403	H	7/17/2004
200434805	U.S. Meat Animal Research	2	Control	Duroc	25515	200339403	H	7/17/2004
200434806	U.S. Meat Animal Research	1	Control	Duroc	25515	200339403	H	7/17/2004
200434807	U.S. Meat Animal Research	1	Control	Duroc	25515	200339403	H	7/17/2004
200434808	U.S. Meat Animal Research	1	Control	Duroc	25515	200339403	H	7/17/2004
200434809	U.S. Meat Animal Research	1	Control	Duroc	25515	200339403	H	7/17/2004
200434901	U.S. Meat Animal Research	2	Control	Duroc	18128	200344403	B	7/17/2004
200434902	U.S. Meat Animal Research	2	Control	Duroc	18128	200344403	B	7/17/2004
200434903	U.S. Meat Animal Research	2	Control	Duroc	18128	200344403	B	7/17/2004
200434904	U.S. Meat Animal Research	2	Control	Duroc	18128	200344403	B	7/17/2004
200434905	U.S. Meat Animal Research	1	Control	Duroc	18128	200344403	B	7/17/2004
200435301	U.S. Meat Animal Research	2	Control	Ham	498	200338103	A	7/17/2004
200435302	U.S. Meat Animal Research	2	Control	Ham	498	200338103	A	7/17/2004
200435303	U.S. Meat Animal Research	2	Control	Ham	498	200338103	A	7/17/2004
200435304	U.S. Meat Animal Research	2	Control	Ham	498	200338103	A	7/17/2004
200435305	U.S. Meat Animal Research	1	Control	Ham	498	200338103	A	7/17/2004
200435306	U.S. Meat Animal Research	1	Control	Ham	498	200338103	A	7/17/2004
200435307	U.S. Meat Animal Research	1	Control	Ham	498	200338103	A	7/17/2004
200435308	U.S. Meat Animal Research	1	Control	Ham	498	200338103	A	7/17/2004
200435309	U.S. Meat Animal Research	1	Control	Ham	498	200338103	A	7/17/2004
200435310	U.S. Meat Animal Research	1	Control	Ham	498	200338103	A	7/17/2004
200435311	U.S. Meat Animal Research	1	Control	Ham	498	200338103	A	7/17/2004
200435401	U.S. Meat Animal Research	2	Control	Duroc	25515	200343605	F	7/18/2004
200435402	U.S. Meat Animal Research	2	Control	Duroc	25515	200343605	F	7/18/2004
200435403	U.S. Meat Animal Research	2	Control	Duroc	25515	200343605	F	7/18/2004

Animal ID	Owner	Sex	Treatment	Sire Genetics	Sire	Dam	Dam Sire Group	Birth Date
200435404	U.S. Meat Animal Research	2	Control	Duroc	25515	200343605	F	7/18/2004
200435405	U.S. Meat Animal Research	2	Control	Duroc	25515	200343605	F	7/18/2004
200435407	U.S. Meat Animal Research	1	Control	Duroc	25515	200343605	F	7/18/2004
200435408	U.S. Meat Animal Research	1	Control	Duroc	25515	200343605	F	7/18/2004
200435409	U.S. Meat Animal Research	1	Control	Duroc	25515	200343605	F	7/18/2004
200435410	U.S. Meat Animal Research	1	Control	Duroc	25515	200343605	F	7/18/2004
200435411	U.S. Meat Animal Research	1	Control	Duroc	25515	200343605	F	7/18/2004
200435412	U.S. Meat Animal Research	1	Control	Duroc	25515	200343605	F	7/18/2004
200435413	U.S. Meat Animal Research	1	Control	Duroc	25515	200343605	F	7/18/2004
200435801	U.S. Meat Animal Research	2	Clone	Duroc	7	200338102	A	7/19/2004
200435802	U.S. Meat Animal Research	1	Clone	Duroc	7	200338102	A	7/19/2004
200435803	U.S. Meat Animal Research	1	Clone	Duroc	7	200338102	A	7/19/2004
200436001	U.S. Meat Animal Research	2	Clone	Ham	5	200344201	K	7/19/2004
200436002	U.S. Meat Animal Research	2	Clone	Ham	5	200344201	K	7/19/2004
200436003	U.S. Meat Animal Research	2	Clone	Ham	5	200344201	K	7/19/2004
200436004	U.S. Meat Animal Research	2	Clone	Ham	5	200344201	K	7/19/2004
200436005	U.S. Meat Animal Research	2	Clone	Ham	5	200344201	K	7/19/2004
200436006	U.S. Meat Animal Research	2	Clone	Ham	5	200344201	K	7/19/2004
200436007	U.S. Meat Animal Research	2	Clone	Ham	5	200344201	K	7/19/2004
200436008	U.S. Meat Animal Research	2	Clone	Ham	5	200344201	K	7/19/2004
200436009	U.S. Meat Animal Research	1	Clone	Ham	5	200344201	K	7/19/2004
200436010	U.S. Meat Animal Research	1	Clone	Ham	5	200344201	K	7/19/2004
200436011	U.S. Meat Animal Research	1	Clone	Ham	5	200344201	K	7/19/2004
200436012	U.S. Meat Animal Research	1	Clone	Ham	5	200344201	K	7/19/2004
200436013	U.S. Meat Animal Research	1	Clone	Ham	5	200344201	K	7/19/2004
200436301	U.S. Meat Animal Research	2	Control	Duroc	25515	200340001	A	7/19/2004
200436302	U.S. Meat Animal Research	2	Control	Duroc	25515	200340001	A	7/19/2004
200436303	U.S. Meat Animal Research	2	Control	Duroc	25515	200340001	A	7/19/2004
200436304	U.S. Meat Animal Research	2	Control	Duroc	25515	200340001	A	7/19/2004
200436305	U.S. Meat Animal Research	2	Control	Duroc	25515	200340001	A	7/19/2004
200436306	U.S. Meat Animal Research	2	Control	Duroc	25515	200340001	A	7/19/2004
200436307	U.S. Meat Animal Research	2	Control	Duroc	25515	200340001	A	7/19/2004
200436309	U.S. Meat Animal Research	1	Control	Duroc	25515	200340001	A	7/19/2004
200436310	U.S. Meat Animal Research	1	Control	Duroc	25515	200340001	A	7/19/2004
200436311	U.S. Meat Animal Research	1	Control	Duroc	25515	200340001	A	7/19/2004
200436312	U.S. Meat Animal Research	1	Control	Duroc	25515	200340001	A	7/19/2004

Animal ID	Owner	Sex	Treatment	Sire Genetics	Sire	Dam	Dam Sire Group	Birth Date
200436401	U.S. Meat Animal Research	2	Clone	Ham	5	200339104	N	7/19/2004
200436402	U.S. Meat Animal Research	1	Clone	Ham	5	200339104	N	7/19/2004
200436403	U.S. Meat Animal Research	1	Clone	Ham	5	200339104	N	7/19/2004
200436404	U.S. Meat Animal Research	1	Clone	Ham	5	200339104	N	7/19/2004
200436405	U.S. Meat Animal Research	1	Clone	Ham	5	200339104	N	7/19/2004
200436601	U.S. Meat Animal Research	2	Clone	Duroc	7	200340206	M	7/20/2004
200436602	U.S. Meat Animal Research	2	Clone	Duroc	7	200340206	M	7/20/2004
200436603	U.S. Meat Animal Research	2	Clone	Duroc	7	200340206	M	7/20/2004
200436604	U.S. Meat Animal Research	2	Clone	Duroc	7	200340206	M	7/20/2004
200436605	U.S. Meat Animal Research	1	Clone	Duroc	7	200340206	M	7/20/2004
200436606	U.S. Meat Animal Research	1	Clone	Duroc	7	200340206	M	7/20/2004
200436607	U.S. Meat Animal Research	1	Clone	Duroc	7	200340206	M	7/20/2004
200436608	U.S. Meat Animal Research	1	Clone	Duroc	7	200340206	M	7/20/2004
200436609	U.S. Meat Animal Research	1	Clone	Duroc	7	200340206	M	7/20/2004
200436610	U.S. Meat Animal Research	1	Clone	Duroc	7	200340206	M	7/20/2004
200436611	U.S. Meat Animal Research	1	Clone	Duroc	7	200340206	M	7/20/2004
200436612	U.S. Meat Animal Research	1	Clone	Duroc	7	200340206	M	7/20/2004
200436901	U.S. Meat Animal Research	2	Clone	Ham	3	200337501	K	7/20/2004
200436902	U.S. Meat Animal Research	2	Clone	Ham	3	200337501	K	7/20/2004
200436903	U.S. Meat Animal Research	2	Clone	Ham	3	200337501	K	7/20/2004
200436904	U.S. Meat Animal Research	2	Clone	Ham	3	200337501	K	7/20/2004
200436905	U.S. Meat Animal Research	2	Clone	Ham	3	200337501	K	7/20/2004
200436906	U.S. Meat Animal Research	2	Clone	Ham	3	200337501	K	7/20/2004
200436907	U.S. Meat Animal Research	2	Clone	Ham	3	200337501	K	7/20/2004
200436908	U.S. Meat Animal Research	2	Clone	Ham	3	200337501	K	7/20/2004
200436909	U.S. Meat Animal Research	1	Clone	Ham	3	200337501	K	7/20/2004
200436910	U.S. Meat Animal Research	1	Clone	Ham	3	200337501	K	7/20/2004
200436911	U.S. Meat Animal Research	1	Clone	Ham	3	200337501	K	7/20/2004
200436912	U.S. Meat Animal Research	1	Clone	Ham	3	200337501	K	7/20/2004
200436913	U.S. Meat Animal Research	1	Clone	Ham	3	200337501	K	7/20/2004
200437301	U.S. Meat Animal Research	2	Control	Duroc	25515	200340702	J	7/22/2004
200437302	U.S. Meat Animal Research	2	Control	Duroc	25515	200340702	J	7/22/2004
200437303	U.S. Meat Animal Research	2	Control	Duroc	25515	200340702	J	7/22/2004
200437304	U.S. Meat Animal Research	1	Control	Duroc	25515	200340702	J	7/22/2004
200437305	U.S. Meat Animal Research	1	Control	Duroc	25515	200340702	J	7/22/2004
200437306	U.S. Meat Animal Research	1	Control	Duroc	25515	200340702	J	7/22/2004

Animal ID	Owner	Sex	Treatment	Sire Genetics	Sire	Dam	Dam Sire Group	Birth Date
200437307	U.S. Meat Animal Research	1	Control	Duroc	25515	200340702	J	7/22/2004
200437308	U.S. Meat Animal Research	1	Control	Duroc	25515	200340702	J	7/22/2004
200437309	U.S. Meat Animal Research	1	Control	Duroc	25515	200340702	J	7/22/2004
200437401	U.S. Meat Animal Research	2	Clone	Duroc	7	200338203	C	7/22/2004
200437402	U.S. Meat Animal Research	2	Clone	Duroc	7	200338203	C	7/22/2004
200437403	U.S. Meat Animal Research	1	Clone	Duroc	7	200338203	C	7/22/2004
200437404	U.S. Meat Animal Research	1	Clone	Duroc	7	200338203	C	7/22/2004
200437405	U.S. Meat Animal Research	1	Clone	Duroc	7	200338203	C	7/22/2004
200437406	U.S. Meat Animal Research	1	Clone	Duroc	7	200338203	C	7/22/2004
200437407	U.S. Meat Animal Research	1	Clone	Duroc	7	200338203	C	7/22/2004
200437408	U.S. Meat Animal Research	1	Clone	Duroc	7	200338203	C	7/22/2004
200437409	U.S. Meat Animal Research	1	Clone	Duroc	7	200338203	C	7/22/2004
200437410	U.S. Meat Animal Research	1	Clone	Duroc	7	200338203	C	7/22/2004
200437411	U.S. Meat Animal Research	1	Clone	Duroc	7	200338203	C	7/22/2004
200437501	U.S. Meat Animal Research	2	Clone	Duroc	7	200342201	K	7/22/2004
200437502	U.S. Meat Animal Research	2	Clone	Duroc	7	200342201	K	7/22/2004
200437504	U.S. Meat Animal Research	1	Clone	Duroc	7	200342201	K	7/22/2004
200437505	U.S. Meat Animal Research	1	Clone	Duroc	7	200342201	K	7/22/2004
200437506	U.S. Meat Animal Research	1	Clone	Duroc	7	200342201	K	7/22/2004
200437507	U.S. Meat Animal Research	1	Clone	Duroc	7	200342201	K	7/22/2004
200437509	U.S. Meat Animal Research	1	Clone	Duroc	7	200342201	K	7/22/2004
200437510	U.S. Meat Animal Research	1	Clone	Duroc	7	200342201	K	7/22/2004
200437801	U.S. Meat Animal Research	2	Clone	Duroc	7	200339102	N	7/22/2004
200437802	U.S. Meat Animal Research	1	Clone	Duroc	7	200339102	N	7/22/2004
200437803	U.S. Meat Animal Research	1	Clone	Duroc	7	200339102	N	7/22/2004
200437804	U.S. Meat Animal Research	1	Clone	Duroc	7	200339102	N	7/22/2004
200438101	U.S. Meat Animal Research	2	Clone	Duroc	7	200339704	J	7/23/2004
200438102	U.S. Meat Animal Research	2	Clone	Duroc	7	200339704	J	7/23/2004
200438103	U.S. Meat Animal Research	2	Clone	Duroc	7	200339704	J	7/23/2004
200438104	U.S. Meat Animal Research	2	Clone	Duroc	7	200339704	J	7/23/2004
200438105	U.S. Meat Animal Research	2	Clone	Duroc	7	200339704	J	7/23/2004
200438106	U.S. Meat Animal Research	1	Clone	Duroc	7	200339704	J	7/23/2004
200438107	U.S. Meat Animal Research	1	Clone	Duroc	7	200339704	J	7/23/2004
200438401	U.S. Meat Animal Research	2	Control	Duroc	18128	200339603	N	7/23/2004
200438402	U.S. Meat Animal Research	2	Control	Duroc	18128	200339603	N	7/23/2004
200438403	U.S. Meat Animal Research	2	Control	Duroc	18128	200339603	N	7/23/2004

Animal ID	Owner	Sex	Treatment	Sire Genetics	Sire	Dam	Dam Sire Group	Birth Date
200438404	U.S. Meat Animal Research	1	Control	Duroc	18128	200339603	N	7/23/2004
200438405	U.S. Meat Animal Research	1	Control	Duroc	18128	200339603	N	7/23/2004
200438406	U.S. Meat Animal Research	1	Control	Duroc	18128	200339603	N	7/23/2004
200438407	U.S. Meat Animal Research	1	Control	Duroc	18128	200339603	N	7/23/2004
200438408	U.S. Meat Animal Research	1	Control	Duroc	18128	200339603	N	7/23/2004
200438409	U.S. Meat Animal Research	1	Control	Duroc	18128	200339603	N	7/23/2004
200438410	U.S. Meat Animal Research	1	Control	Duroc	18128	200339603	N	7/23/2004
200438411	U.S. Meat Animal Research	1	Control	Duroc	18128	200339603	N	7/23/2004
200438412	U.S. Meat Animal Research	1	Control	Duroc	18128	200339603	N	7/23/2004
200438413	U.S. Meat Animal Research	1	Control	Duroc	18128	200339603	N	7/23/2004
200438414	U.S. Meat Animal Research	1	Control	Duroc	18128	200339603	N	7/23/2004
200438501	U.S. Meat Animal Research	2	Control	Duroc	18128	200336502	A	7/23/2004
200438502	U.S. Meat Animal Research	2	Control	Duroc	18128	200336502	A	7/23/2004
200438503	U.S. Meat Animal Research	2	Control	Duroc	18128	200336502	A	7/23/2004
200438504	U.S. Meat Animal Research	2	Control	Duroc	18128	200336502	A	7/23/2004
200438505	U.S. Meat Animal Research	2	Control	Duroc	18128	200336502	A	7/23/2004
200438506	U.S. Meat Animal Research	2	Control	Duroc	18128	200336502	A	7/23/2004
200438507	U.S. Meat Animal Research	2	Control	Duroc	18128	200336502	A	7/23/2004
200438508	U.S. Meat Animal Research	2	Control	Duroc	18128	200336502	A	7/23/2004
200438509	U.S. Meat Animal Research	2	Control	Duroc	18128	200336502	A	7/23/2004
200438510	U.S. Meat Animal Research	2	Control	Duroc	18128	200336502	A	7/23/2004
200438511	U.S. Meat Animal Research	1	Control	Duroc	18128	200336502	A	7/23/2004
200438512	U.S. Meat Animal Research	1	Control	Duroc	18128	200336502	A	7/23/2004
200438513	U.S. Meat Animal Research	1	Control	Duroc	18128	200336502	A	7/23/2004
200438514	U.S. Meat Animal Research	1	Control	Duroc	18128	200336502	A	7/23/2004
200438601	U.S. Meat Animal Research	2	Clone	Duroc	7	200340906	F	7/23/2004
200438602	U.S. Meat Animal Research	2	Clone	Duroc	7	200340906	F	7/23/2004
200438603	U.S. Meat Animal Research	2	Clone	Duroc	7	200340906	F	7/23/2004
200438604	U.S. Meat Animal Research	2	Clone	Duroc	7	200340906	F	7/23/2004
200438605	U.S. Meat Animal Research	2	Clone	Duroc	7	200340906	F	7/23/2004
200438606	U.S. Meat Animal Research	2	Clone	Duroc	7	200340906	F	7/23/2004
200438607	U.S. Meat Animal Research	1	Clone	Duroc	7	200340906	F	7/23/2004
200438608	U.S. Meat Animal Research	1	Clone	Duroc	7	200340906	F	7/23/2004
200438609	U.S. Meat Animal Research	1	Clone	Duroc	7	200340906	F	7/23/2004
200438610	U.S. Meat Animal Research	1	Clone	Duroc	7	200340906	F	7/23/2004
200438611	U.S. Meat Animal Research	1	Clone	Duroc	7	200340906	F	7/23/2004

Animal ID	Owner	Sex	Treatment	Sire Genetics	Sire	Dam	Dam Sire Group	Birth Date
200438701	U.S. Meat Animal Research	2	Control	Duroc	25515	200339105	N	7/23/2004
200438702	U.S. Meat Animal Research	2	Control	Duroc	25515	200339105	N	7/23/2004
200438703	U.S. Meat Animal Research	2	Control	Duroc	25515	200339105	N	7/23/2004
200438704	U.S. Meat Animal Research	2	Control	Duroc	25515	200339105	N	7/23/2004
200438705	U.S. Meat Animal Research	2	Control	Duroc	25515	200339105	N	7/23/2004
200438706	U.S. Meat Animal Research	1	Control	Duroc	25515	200339105	N	7/23/2004
200438707	U.S. Meat Animal Research	1	Control	Duroc	25515	200339105	N	7/23/2004
200438709	U.S. Meat Animal Research	1	Control	Duroc	25515	200339105	N	7/23/2004
200439201	U.S. Meat Animal Research	2	Control	Duroc	18128	200336204	G	7/24/2004
200439202	U.S. Meat Animal Research	2	Control	Duroc	18128	200336204	G	7/24/2004
200439203	U.S. Meat Animal Research	2	Control	Duroc	18128	200336204	G	7/24/2004
200439204	U.S. Meat Animal Research	2	Control	Duroc	18128	200336204	G	7/24/2004
200439205	U.S. Meat Animal Research	2	Control	Duroc	18128	200336204	G	7/24/2004
200439206	U.S. Meat Animal Research	1	Control	Duroc	18128	200336204	G	7/24/2004
200439207	U.S. Meat Animal Research	1	Control	Duroc	18128	200336204	G	7/24/2004
200439208	U.S. Meat Animal Research	1	Control	Duroc	18128	200336204	G	7/24/2004
200439209	U.S. Meat Animal Research	1	Control	Duroc	18128	200336204	G	7/24/2004
200439210	U.S. Meat Animal Research	1	Control	Duroc	18128	200336204	G	7/24/2004
200439211	U.S. Meat Animal Research	1	Control	Duroc	18128	200336204	G	7/24/2004
200439212	U.S. Meat Animal Research	1	Control	Duroc	18128	200336204	G	7/24/2004
200439215	U.S. Meat Animal Research	1	Control	Duroc	18128	200336204	G	7/24/2004
200439401	U.S. Meat Animal Research	2	Control	Duroc	18128	200343802	C	7/24/2004
200439403	U.S. Meat Animal Research	1	Control	Duroc	18128	200343802	C	7/24/2004
200439404	U.S. Meat Animal Research	1	Control	Duroc	18128	200343802	C	7/24/2004
200439405	U.S. Meat Animal Research	1	Control	Duroc	18128	200343802	C	7/24/2004
200439406	U.S. Meat Animal Research	1	Control	Duroc	18128	200343802	C	7/24/2004
200439407	U.S. Meat Animal Research	1	Control	Duroc	18128	200343802	C	7/24/2004
200439408	U.S. Meat Animal Research	1	Control	Duroc	18128	200343802	C	7/24/2004
200439409	U.S. Meat Animal Research	1	Control	Duroc	18128	200343802	C	7/24/2004
200439501	U.S. Meat Animal Research	2	Clone	Duroc	7	200342502	E	7/24/2004
200439502	U.S. Meat Animal Research	2	Clone	Duroc	7	200342502	E	7/24/2004
200439503	U.S. Meat Animal Research	2	Clone	Duroc	7	200342502	E	7/24/2004
200439504	U.S. Meat Animal Research	2	Clone	Duroc	7	200342502	E	7/24/2004
200439505	U.S. Meat Animal Research	1	Clone	Duroc	7	200342502	E	7/24/2004
200439901	U.S. Meat Animal Research	1	Control	Duroc	25515	200338501	G	7/24/2004
200439902	U.S. Meat Animal Research	1	Control	Duroc	25515	200338501	G	7/24/2004

Animal ID	Owner	Sex	Treatment	Sire Genetics	Sire	Dam	Dam Sire Group	Birth Date
200439903	U.S. Meat Animal Research	1	Control	Duroc	25515	200338501	G	7/24/2004
200439904	U.S. Meat Animal Research	1	Control	Duroc	25515	200338501	G	7/24/2004
200440601	U.S. Meat Animal Research	2	Control	Duroc	18128	200340901	F	7/25/2004
200440602	U.S. Meat Animal Research	2	Control	Duroc	18128	200340901	F	7/25/2004
200440603	U.S. Meat Animal Research	1	Control	Duroc	18128	200340901	F	7/25/2004
200440604	U.S. Meat Animal Research	1	Control	Duroc	18128	200340901	F	7/25/2004
200440605	U.S. Meat Animal Research	1	Control	Duroc	18128	200340901	F	7/25/2004
200440606	U.S. Meat Animal Research	1	Control	Duroc	18128	200340901	F	7/25/2004
200440607	U.S. Meat Animal Research	1	Control	Duroc	18128	200340901	F	7/25/2004
200440608	U.S. Meat Animal Research	1	Control	Duroc	18128	200340901	F	7/25/2004
200440609	U.S. Meat Animal Research	1	Control	Duroc	18128	200340901	F	7/25/2004
200440901	U.S. Meat Animal Research	2	Control	Duroc	18128	200341702	K	7/26/2004
200440902	U.S. Meat Animal Research	2	Control	Duroc	18128	200341702	K	7/26/2004
200440903	U.S. Meat Animal Research	2	Control	Duroc	18128	200341702	K	7/26/2004
200440904	U.S. Meat Animal Research	2	Control	Duroc	18128	200341702	K	7/26/2004
200440905	U.S. Meat Animal Research	2	Control	Duroc	18128	200341702	K	7/26/2004
200440906	U.S. Meat Animal Research	2	Control	Duroc	18128	200341702	K	7/26/2004
200440907	U.S. Meat Animal Research	1	Control	Duroc	18128	200341702	K	7/26/2004
200440908	U.S. Meat Animal Research	1	Control	Duroc	18128	200341702	K	7/26/2004
200440909	U.S. Meat Animal Research	1	Control	Duroc	18128	200341702	K	7/26/2004
200440910	U.S. Meat Animal Research	1	Control	Duroc	18128	200341702	K	7/26/2004
200440911	U.S. Meat Animal Research	1	Control	Duroc	18128	200341702	K	7/26/2004
200440912	U.S. Meat Animal Research	1	Control	Duroc	18128	200341702	K	7/26/2004
200440913	U.S. Meat Animal Research	1	Control	Duroc	18128	200341702	K	7/26/2004
200441201	U.S. Meat Animal Research	2	Control	Duroc	25515	200337303	B	7/27/2004
200441202	U.S. Meat Animal Research	2	Control	Duroc	25515	200337303	B	7/27/2004
200441203	U.S. Meat Animal Research	1	Control	Duroc	25515	200337303	B	7/27/2004
200441204	U.S. Meat Animal Research	1	Control	Duroc	25515	200337303	B	7/27/2004
200441205	U.S. Meat Animal Research	1	Control	Duroc	25515	200337303	B	7/27/2004
200441206	U.S. Meat Animal Research	1	Control	Duroc	25515	200337303	B	7/27/2004
200441207	U.S. Meat Animal Research	1	Control	Duroc	25515	200337303	B	7/27/2004
200441208	U.S. Meat Animal Research	1	Control	Duroc	25515	200337303	B	7/27/2004
200441209	U.S. Meat Animal Research	1	Control	Duroc	25515	200337303	B	7/27/2004
200441210	U.S. Meat Animal Research	1	Control	Duroc	25515	200337303	B	7/27/2004
200441211	U.S. Meat Animal Research	1	Control	Duroc	25515	200337303	B	7/27/2004

Experiment 2

Sire ID	Sire ID	Sire ID	Sire ID	Sire ID	Sire ID	Sire ID
Clone 002 (H498)	Clone 003 (H498)	Clone 005 (H498)	Clone 007 -5001	Control H498 Hamline	Control 18128 5001 Son	Control 25515 5001 Son
Offspring ID	**Offspring ID**	**Offspring ID**	**Offspring ID**	**Offspring ID**	**Offspring ID**	**Offspring ID**
200430701	200430901	200430601	200433701	200430501	200431801	200432901
200430702	200430902	200430602	200433702	200430502	200431802	200432902
200430703	200430903	200430603	200433703	200430503	200431803	200432903
200430704	200430904	200430604	200433704	200430504	200431804	200432904
200430705	200430905	200430605	200433705	200430505	200431805	200432905
200430706	200430906	200430606	200433706	200430506	200432601	200432906
200430707	200432101	200430607	200433707	200430507	200432602	200432907
200430708	200432102	200430608	200433708	200430508	200432603	200432908
200430709	200432103	200430609	200433709	200430509	200432604	200432909
200430710	200432104	200430610	200433710	200430510	200432605	200432910
200430711	200432105	200430611	200433711	200433301	200432606	200432911
200431001	200432106	200430801	200433712	200433302	200432607	200432912
200431002	200432107	200430802	200433801	200433303	200432608	200432913
200431003	200432108	200430803	200433802	200433304	200432609	200434301
200431004	200432109	200430804	200433803	200433305	200432610	200434302
200431005	200432301	200430805	200433804	200433306	200434001	200434303
200431006	200432302	200431401	200433805	200433307	200434002	200434304
200431007	200432303	200431402	200433806	200433401	200434003	200434305
200431008	200432304	200431403	200433807	200433402	200434004	200434306
200431009	200432305	200431404	200433808	200433403	200434005	200434307
200431010	200432306	200431405	200433809	200433404	200434006	200434308
200431011	200432307	200431406	200435801	200433405	200434007	200434309
200431012	200432308	200431407	200435802	200433406	200434008	200434310
200431013	200432309	200431408	200435803	200433407	200434009	200434801
200431501	200432310	200431409	200436601	200433408	200434201	200434802
200431502	200432311	200431410	200436602	200433409	200434202	200434803
200431503	200432312	200431411	200436603	200433501	200434203	200434804
200431504	200432501	200431701	200436604	200433502	200434204	200434805
200431505	200432502	200431702	200436605	200433503	200434205	200434806
200431506	200432503	200431703	200436606	200433504	200434206	200434807
200431601	200432504	200431704	200436607	200433505	200434207	200434808
200431602	200432505	200431705	200436608	200433506	200434208	200434809
200431603	200432506	200431706	200436609	200433507	200434209	200435401
200431604	200432507	200431707	200436610	200433508	200434210	200435402
200431605	200432508	200431708	200436611	200433509	200434901	200435403
200431606	200432701	200433201	200436612	200433510	200434902	200435404
200431607	200432702	200433202	200437401	200433511	200434903	200435405
200431608	200432703	200433203	200437402	200433512	200434904	200435406
200431609	200432704	200433204	200437403	200435301	200434905	200435407
200431610	200432705	200433205	200437404	200435302	200434906	200435408
200432001	200432706	200433206	200437405	200435303	200438401	200435409
200432002	200433001	200433207	200437406	200435304	200438402	200435410
200432003	200433002	200433208	200437407	200435305	200438403	200435411
200432004	200433003	200434401	200437408	200435306	200438404	200435412
200432005	200433004	200434402	200437409	200435307	200438405	200435413
200432006	200433005	200434403	200437410	200435308	200438406	200436301
200432007	200433006	200436001	200437411	200435309	200438407	200436302
200432008	200433007	200436002	200437501	200435310	200438408	200436303
200432401	200433008	200436003	200437502	200435311	200438409	200436304
200432402	200433009	200436004	200437503		200438410	200436305
200432403	200433010	200436005	200437504		200438411	200436306
200432404	200433011	200436006	200437505		200438412	200436307
200432405	200433601	200436007	200437506		200438413	200436308
200432406	200433602	200436008	200437507		200438414	200436309
200432407	200433603	200436009	200437508		200438501	200436310

Sire ID	Sire ID	Sire ID	Sire ID	Sire ID	Sire ID	Sire ID
Clone 002 (H498)	Clone 003 (H498)	Clone 005 (H498)	Clone 007 -5001	Control H498 Hamline	Control 18128 5001 Son	Control 25515 5001 Son
Offspring ID	**Offspring ID**	**Offspring ID**	**Offspring ID**	**Offspring ID**	**Offspring ID**	**Offspring ID**
200432408	200433604	200436010	200437509		200438502	200436311
200434601	200433605	200436011	200437510		200438503	200436312
200434602	200434101	200436012	200437801		200438504	200437301
200434603	200434102	200436013	200437802		200438505	200437302
200434604	200434103	200436014	200437803		200438506	200437303
200434605	200434104	200436401	200437804		200438507	200437304
200434606	200434105	200436402	200438101		200438508	200437305
200434607	200434106	200436403	200438102		200438509	200437306
200434608	200434107	200436404	200438103		200438510	200437307
	200434108	200436405	200438104		200438511	200437308
	200434109		200438105		200438512	200437309
	200434110		200438106		200438513	200438701
	200434111		200438107		200438514	200438702
	200434112		200438601		200439201	200438703
	200434113		200438602		200439202	200438704
	200434114		200438603		200439203	200438705
	200434115		200438604		200439204	200438706
	200434501		200438605		200439205	200438707
	200434502		200438606		200439206	200438708
	200434503		200438607		200439207	200438709
	200434504		200438608		200439208	200439901
	200434505		200438609		200439209	200439902
	200434506		200438610		200439210	200439903
	200434507		200438611		200439211	200439904
	200434508		200439501		200439212	200441201
	200434509		200439502		200439213	200441202
	200434510		200439503		200439401	200441203
	200434511		200439504		200439402	200441204
	200434512		200439505		200439403	200441205
	200436901				200439404	200441206
	200436902				200439405	200441207
	200436903				200439406	200441208
	200436904				200439407	200441209
	200436905				200439408	200441210
	200436906				200439409	200441211
	200436907				200440601	200441212
	200436908				200440602	
	200436909				200440603	
	200436910				200440604	
	200436911				200440605	
	200436912				200440606	
	200436913				200440607	
					200440608	
					200440609	
					200440901	
					200440902	
					200440903	
					200440904	
					200440905	
					200440906	
					200440907	
					200440908	
					200440909	
					200440910	
					200440911	
					200440912	
					200440913	

Date	Treatment	Genetics	Age	Boar ID	Gel WT (g)	Temp °F	Volume (ml)	Concentration (x10^6)	Motility %	Total Concentration	Viable Sperm Concentration	# Doses (3x10^9)	Morph	Glutination
2/13/2004	Clone	TX1	12	2	25.13		190.9		80					3
2/20/2004	Clone	TX1	12	2	12.5	97.7	134.7	416	80	56.04	44.83	14.94		2
3/1/2004	Clone	TX1	12	2	31.3	96.2	184	368	80	67.71	54.17	18.06	1	3
3/10/2004	Clone	TX1	12	2	28.6		183	315	90	57.65	51.88	17.29		2
3/15/2004	Clone	TX1	12	2	23.4	98.7	199.7	268	95	53.52	50.84	16.95	10	2
3/23/2004	Clone	TX1	12	2	39	96.8	267.6	280	95	74.93	71.18	23.73	10	2
4/2/2004	Clone	TX1	14	2	27.2	94.6	217.6	349	95	75.94	72.15	24.05	10	2
4/12/2004	Clone	TX1	14	2	35.6	98.9	289.4	239	95	69.17	65.71	21.90	10	3
4/19/2004	Clone	TX1	14	2	38.92	98.7	258.62	230	95	59.48	56.51	18.84	1	2
5/5/2004	Clone	TX1	15	2	18.04	98.2	164.8	480	95	79.10	75.15	25.05	1	2
5/11/2004	Clone	TX1	15	2		97.5	92.4	468	95	10.00	2.00	0.67	10.00	2
5/18/2004	Clone	TX1	15	2		96.4	88.72	493	95				1.00	2
5/24/2004	Clone	TX1	15	2		96.9	72.8	504	95				1.00	2
6/10/2004	Clone	TX1	16	2	19.98	97.5	206.42	333	95				10.00	2
3/2/2004	Clone	TX1	12	3	4.2	91	27.1	557	80	15.09	12.08	4.03	20	2
3/5/2004	Clone	TX1	12	3	37	95.3	86.4	400	90	34.56	31.10	10.37		2
3/10/2004	Clone	TX1	12	3	31.9	91	89.6	319	90	28.58	25.72	8.57		2
3/15/2004	Clone	TX1	12	3	6.71	94.8	81	227	90	18.39	16.55	5.52	10	2
3/17/2004	Clone	TX1	12	3	12.6	95.5	95.3	363	95	34.59	32.86	10.95	1	2
3/22/2004	Clone	TX1	12	3	21.4	93.3	86.7	297	95	25.75	24.46	8.15	10	2
4/2/2004	Clone	TX1	14	3	7.15	93.9	98.3	375	95	36.86	35.02	11.67	10	2
4/12/2004	Clone	TX1	14	3	9.5	96.9	137.6	397	95	54.63	51.90	17.30	10	2
4/19/2004	Clone	TX1	14	3	18.43	96.6	134.68	370	95	49.83	47.34	15.78	1	2
5/5/2004	Clone	TX1	15	3	7.47	94.7	81.4	468	95	38.10	36.19	12.06	10	2
5/11/2004	Clone	TX1	15	3		98.2	85.3	392	95	33.44	31.77	10.59	10	2
5/18/2004	Clone	TX1	15	3		94.6	70.5	462	95	32.57	30.94	10.31	5	2
5/24/2004	Clone	TX1	15	3		96.4	92.8	499	95	46.31	43.99	14.66	1	2
2/13/2004	Clone	TX1	10	5	30.4	85.4	56.2		60	0.00	0.00	0.00		2
2/14/2004	Clone	TX1	10	5	23.5		99.5		80	0.00	0.00	0.00		2
2/16/2004	Clone	TX1	10	5	14	92.4	116.5		75	0.00	0.00	0.00		2
2/20/2004	Clone	TX1	10	5	12.5	95.5	114	166	80	18.92	15.14	5.05		2
3/10/2004	Clone	TX1	10	5	20.8	88.7	121.5	368	95	44.71	42.48	14.16		2
3/15/2004	Clone	TX1	10	5	30.71	91.2	139.9	218	95	30.50	28.97	9.66	10	2
3/17/2004	Clone	TX1	10	5	11.3	91.7	120.3	176	90	21.17	19.06	6.35	10	2
3/23/2004	Clone	TX1	10	5	19.1	94.4	169.2	194	95	32.82	31.18	10.39	10	2
4/2/2004	Clone	TX1	10	5	16.8	95.7	208.8	236	90	49.28	44.35	14.78	5	2
4/12/2004	Clone	TX1	10	5	29.1	97.1	177.2	379	95	67.16	63.80	21.27	10	2
4/19/2004	Clone	TX1	11	5	22.49	98.4	169.33	253	95	42.84	40.70	13.57	10	3
5/5/2004	Clone	TX1	12	5		94.3	50.63	541	95	27.39	26.02	8.67	3	2
5/11/2004	Clone	TX1	12	5			71	400	95	28.40	26.98	8.99	5	2
5/18/2004	Clone	TX1	12	5		93.7	76.77	411	95	31.55	29.97	9.99	5	2
5/24/2004	Clone	TX1	12	5		95.9	85.5	534	95	45.66	43.37	14.46	1	2
2/14/2004	Clone	TX2	6.5	7			18.9		75	0.00	0.00	0.00		2
2/16/2004	Clone	TX2	6.5	7	4	85.6	56.7		80	0.00	0.00	0.00		2
2/20/2004	Clone	TX2	6.5	7	10	89.2	76.9	316	80	24.30	19.44	6.48		3
3/10/2004	Clone	TX2	6.5	7	9.6		44.2	516	85	22.81	19.39	6.46		2
3/15/2004	Clone	TX2	6.5	7	17.48	91.5	52.7	378	95	19.92	18.92	6.31	15	2
3/23/2004	Clone	TX2	6.5	7	14.9	92.3	71.3	242	95	17.25	16.39	5.46	10	2
3/29/2004	Clone	TX2	6.5	7	22.1	88.4	87.4	430	95	37.58	35.70	11.90	15	2
4/6/2004	Clone	TX2	7	7	14.9	90.1	60.1	301	95	18.09	17.19	5.73	10	2
4/13/2004	Clone	TX2	7.5	7	9.52	79.9	39.75	343	80	13.63	10.91	3.64	15	2
4/20/2004	Clone	TX2	7.5	7	10.82	93.3	61.41	403	85	24.75	21.04	7.01	15	3

Treatment	Genetics	Boar ID	# Collections	Gel WT (g)	Temp °F	Volume (ml)	Concentration (x10^6)	Motility %	Total Concentration	Viable Sperm Concentration	# Doses (3x10^9)	Morph	Glutination
Clone	TX1	2	14	27.24	97.34	182.19	364.85	91.43	60.35	54.44	18.15	5.91	2.21
Clone	TX1	3	13	15.64	94.78	89.74	394.31	92.69	34.52	32.30	10.77	8.00	2.00
Clone	TX1	5	15	20.97	93.42	118.42	323.00	88.67	29.36	27.47	9.16	6.90	2.07
Clone	TX2	7	10	12.59	88.79	56.94	366.13	86.50	17.83	15.90	5.30	13.33	2.20

Denotes collections that were shipped and used to inseminate gilts for the production of offspring

										Gross Morphology						
Treatment	Boar ID	Date	Arrival Temp.	Pre/Post Freeze	Dose Volume	Conc. (million/ml)	Total Cells per Dose	Motility (%)	% dead cells	Abnormal Heads (%)	Abnormal Tails (%)	Proximal Drops	Distal Drops	%Normal (alive)*	SpermVision Viable Cells per Dose (Billion)**	Total straws
Control	H498	5/19/04	16.7	Pre	288.0	0.340	97.92	70.00%	30.00%	2.00%	19.50%	0.00%	6.50%	78.50%	53.81	
Control	H498	5/25/2004	16.4	Pre	263.0	0.300	78.90	66.00%	34.00%	0.00%	22.50%	0.00%	22.50%	77.50%	40.36	
Control	H498	6/16/2004	14.4	Pre	147.0	0.340	49.98	80.00%	20.00%	0.00%	9.50%	4.00%	21.00%	86.50%	34.59	
Control	H498	6/2/2004	14.5	Pre	264.0	0.340	89.76	78.00%	22.00%	1.50%	13.50%	0.00%	15.00%	85.00%	59.51	
Control	H498	6/9/2004	15.2	Pre	233.0	0.330	76.89	84.00%	16.00%	4.00%	7.00%	2.00%	18.00%	87.00%	56.19	
Control	H498	6/23/2004	16.8	Pre	224.2	0.280	62.78	79.00%	21.00%	2.50%	10.00%	0.00%	14.00%	87.50%	43.39	
Control	H498	7/8/2004		Pre	264.2	0.210	55.48	87.00%	13.00%	0.00%	8.50%	0.00%	17.00%	91.50%	44.17	
Clone	02	5/19/2004	15.1	Pre	245.0	0.290	71.05	52.00%	48.00%	0.00%	2.50%	0.00%	2.50%	97.50%	36.02	
Clone	03	5/19/2004	15.1	Pre	245.0	0.230	56.35	29.00%	71.00%	0.00%	2.50%	2.50%	10.00%	95.00%	15.52	
Clone	05	5/19/2004	15.1	Pre	246.0	0.190	46.74	33.00%	67.00%	0.00%	6.00%	12.00%	0.00%	82.00%	12.65	
Clone	03	5/25/2004	15	Pre	235.0	0.280	65.80	92.00%	8.00%	0.00%	12.00%	0.00%	0.00%	88.00%	53.27	
Clone	05	5/25/2004	15	Pre	245.0	0.180	44.10	93.00%	7.00%	4.00%	0.00%	0.00%	0.00%	96.00%	39.37	
Clone	02	5/25/2004	15	Pre	246.0	0.220	54.12	85.00%	15.00%	0.00%	3.00%	0.00%	9.00%	97.00%	44.62	
Control	H498	5/19/2004	16.7	Post	5.0	0.720	3.60	49.00%	51.00%	1.00%	25.00%	1.00%	6.00%	73.00%	1.29	13
Control	H498	5/25/2004	16.4	Post	5.0	0.980	4.90	64.00%	36.00%	1.00%	8.00%	1.00%	12.50%	90.00%	2.82	11
Control	H498	6/16/2004	14.4	Post	5.0	1.070	5.35	63.00%	37.00%	2.00%	8.00%	2.00%	6.50%	88.00%	2.97	7
Control	H498	6/2/2004	14.5	Post	5.0	1.000	5.00	74.00%	26.00%	1.00%	8.50%	1.50%	5.00%	89.00%	3.29	12
Control	H498	6/23/2004	16.8	Post	5.0	1.050	5.25	60.00%	40.00%	1.00%	6.50%	1.00%	6.00%	91.50%	2.88	9
Control	H498	6/9/2004	15.2	Post	5.0	1.100	5.50	65.00%	35.00%	2.00%	7.00%	0.00%	9.00%	91.00%	3.25	10
Control	H498	7/8/2004		Post	5.0	1.240	6.20	65.00%	35.00%	0.00%	2.00%	0.00%	3.50%	98.00%	3.95	8
Clone	02	5/19/2004	15.1	Post	5.0	1.050	5.25	75.00%	25.00%	0.00%	4.50%	0.00%	1.50%	95.50%	3.76	8
Clone	03	5/19/2004	15.1	Post	5.0	1.090	5.45	69.00%	31.00%	4.50%	1.50%	0.00%	1.50%	94.00%	3.53	6
Clone	05	5/19/2004	15.1	Post	5.0	1.170	5.85	71.00%	29.00%	1.00%	0.00%	1.00%	2.50%	98.00%	4.07	4
Clone	03	5/25/2004	15	Post	5.0	0.640	3.20	79.00%	21.00%	0.50%	3.00%	1.50%	2.50%	95.00%	2.40	7
Clone	05	5/25/2004	15	Post	5.0	0.640	3.20	84.00%	16.00%	1.00%	1.50%	1.00%	1.00%	96.50%	2.59	6
Clone	02	5/25/2004	15	Post	5.0	0.600	3.00	88.00%	12.00%	0.00%	1.50%	0.00%	1.50%	98.50%	2.60	7
Treatment	Genetics	Boar ID	Pre/Post Freeze	# of shipments	Dose Volume	Conc. (million/ml)	Total Cells per Dose	Motility (%)	% dead cells	Abnormal Heads (%)	Abnormal Tails (%)	Proximal Drops	Distal Drops	%Normal (alive)*	SpermVision Viable Cells per Dose (Billion)**	Total straws
Clone	TX1	2	Pre	2	245.50	0.26	62.59	68.50%	31.50%	0.00%	3.00%	0.00%	6.00%	97.50%	40.32	.
Clone	TX1	3	Pre	2	240.00	0.26	61.08	60.50%	39.50%	0.00%	7.50%	1.50%	5.00%	91.50%	34.40	.
Clone	TX1	5	Pre	2	245.50	0.19	45.42	63.00%	37.00%	2.00%	3.00%	6.00%	0.00%	89.00%	26.01	.
Control	TX1	H498	Pre	7	240.49	0.31	73.10	77.71%	22.29%	1.57%	13.29%	0.86%	16.43%	85.14%	47.43	.
Clone	TX1	2	Post	2	5.00	0.83	4.13	81.50%	18.50%	0.00%	3.50%	0.00%	2.00%	97.50%	3.18	15
Clone	TX1	3	Post	2	5.00	0.87	4.33	74.00%	26.00%	3.00%	2.50%	1.00%	2.50%	94.50%	2.97	13
Clone	TX1	5	Post	2	5.00	0.91	4.53	77.50%	22.50%	1.00%	1.00%	1.00%	2.00%	97.50%	3.33	10
Control	TX1	H498	Post	7	5.00	1.02	5.11	62.86%	37.14%	1.14%	9.43%	1.00%	7.14%	88.71%	2.92	70

Boar ID	Treatment	Line	Age (Months)	Location	Sample Date	Tech	Vol (ml)	Conc/mlx10 ^{9}	Total Conc.x 10^{9}	Total Motility %	Progressive Motility %	% Normal Heads	% Normal Tails
2	Clone	TX1	12	ViaGen	11-Mar-04	RC	85	0.061	5.19	87.93	76.72	20	86
2	Clone	TX1	12	ViaGen	16-Mar-04	RC	85	0.046	3.91	68.88	60	96	94
2	Clone	TX1	12	ViaGen	3-Mar-04	RC	85	0.074	6.29	90.22	77.44		
3	Clone	TX1	12	ViaGen	11-Mar-04	RC	85	0.108	9.18	78.28	65.65	39	84
3	Clone	TX1	12	ViaGen	16-Mar-04	RC	85	0.133	11.31	81.1	74.01	97	95
3	Clone	TX1	12	ViaGen	18-Mar-04	RC	85	0.043	3.66	75.32	71.42	97	93
3	Clone	TX1	12	ViaGen	23-Mar-04	RC	85	0.05	4.25	85.1	76.59	94	92
5	Clone	TX1	10	ViaGen	11-Mar-04	RC	85	0.096	8.16	82.35	75.49	17	92
5	Clone	TX1	10	ViaGen	18-Mar-04	RC	85	0.027	2.30	90	76	100	83
7	Clone	TX2	7	ViaGen	16-Mar-04	RC	85	0.043	3.66	79.26	70.73	69	96
7	Clone	TX2	7	ViaGen	25-Mar-04	RC	85	0.035	2.98	73.01	50.79	97	68
7	Clone	TX2	7	ViaGen	26-Mar-04	RC	85	0.089	7.57	88.63	60.22	96	84
7	Clone	TX2	7	ViaGen	30-Mar-04	RC	85	0.03	2.55	75.86	68.96	100	70
H498	Control	TX1	60	Farm A	11-Mar-04	RC	85	0.074	6.29	77.08	70.83	26	76
H498	Control	TX1	60	Farm A	16-Mar-04	RC	85	0.039	3.32	68.49	63.01	79	100
H498	Control	TX1	60	Farm A	18-Mar-04	RC	85	0.046	3.91	82.02	77.52	94	86
18128	Control	TX2	7	Farm A	16-Mar-04	RC	85	0.03	2.55	68.33	65	83	96
18128	Control	TX2	7	Farm A	25-Mar-04	RC	85	0.046	3.91	13.33	6.74	93	65
18128	Control	TX2	7	Farm A	30-Mar-04	RC	85	0.03	2.55	56.45	53.22	94	78
18128	Control	TX2	7	Farm A	2-Apr-04	RC	85	0.013	1.11	75	72.72	100	86
25515	Control	TX2	7	Farm A	18-Mar-04	RC	85	0.03	2.55	83.33	68.33	96	80
25515	Control	TX2	7	Farm A	25-Mar-04	RC	85	0.03	2.55	67.74	50	97	90
25515	Control	TX2	7	Farm A	26-Mar-04	RC	85	0.067	5.70	72.72	40.9	100	69
25515	Control	TX2	7	Farm A	30-Mar-04	RC	85	0.023	1.96	84.78	69.56	96	96

Treatment	Genetics	Boar ID	# Observations	Vol (ml)	Conc/mlx10^{9}	Total Conc.x 10^{9}	Total Motility %	Progressive Motility %	% Normal Heads	% Normal Tails
Clone	TX1	2	3	85	0.060	5.13	82.34	71.39	58.00	90.00
Clone	TX1	3	4	85	0.084	7.10	79.95	71.92	81.75	91.00
Clone	TX1	5	2	85	0.062	5.23	86.18	75.75	58.50	87.50
Clone	TX2	7	4	85	0.049	4.19	79.19	62.68	90.50	79.50
Control	TX1	H498	3	85	0.053	4.51	75.86	70.45	66.33	87.33
Control	TX2	18128	4	85	0.030	2.53	53.28	49.42	92.50	81.25
Control	TX2	25515	4	85	0.038	3.19	77.14	57.20	97.25	83.75

Boar ID	Genetics	Treatment	Gilt ID	Dam Sire Code	First Date Bred	Second Date Bred	Bred	30 Day Preg. Check		110 Day Preg. Check		Farrowing Date	Response
								Date	Response	Date	Response		
2	Ham	Clone	0337302	B	3/20/2000	3/21/2000	1	4/19/2000	0	7/8/2000	0		0
2	Ham	Clone	0337401	E	3/18/2000	3/19/2000	1	4/17/2000	1	7/6/2000	1	7/12/2004	1
2	Ham	Clone	0338205	C	3/15/2000	3/16/2000	1	4/14/2000	1	7/3/2000	1	7/7/2004	1
2	Ham	Clone	0340903	F	3/15/2000	3/16/2000	1	4/14/2000	1	7/3/2000	1	7/10/2004	1
2	Ham	Clone	0343201	A	3/15/2000	3/16/2000	1	4/14/2000	1	7/3/2000	1	7/10/2004	1
2	Ham	Clone	0343301	G	3/17/2000	3/18/2000	1	4/16/2000	1	7/5/2000	0		0
2	Ham	Clone	0343904	J	3/20/2000	3/21/2000	1	4/19/2000	0	7/8/2000	0		0
2	Ham	Clone	0344002	N	3/17/2000	3/18/2000	1	4/16/2000	1	7/5/2000	1	7/12/2004	1
2	Ham	Clone	0344102	H	3/21/2000	3/22/2000	1	4/20/2000	1	7/9/2000	1	7/16/2004	1
2	Ham	Clone	0344701	K	3/24/2000	3/25/2000	1	4/23/2000	0	7/12/2000	0		0
2	Ham	Clone	0344904	D	3/15/2000	3/16/2000	1	4/14/2000	1	7/3/2000	1	7/8/2004	1
2	Ham	Clone	0345601	M	3/16/2000	3/17/2000	1	4/15/2000	1	7/4/2000	0		0
3	Ham	Clone	0336707	G	3/19/2000	3/20/2000	1	4/18/2000	1	7/7/2000	1	7/12/2004	1
3	Ham	Clone	0337003	E	3/22/2000	3/23/2000	1	4/21/2000	1	7/10/2000	1	7/15/2004	1
3	Ham	Clone	0337501	K	3/26/2000	2/27/2000	1	4/25/2000	1	7/14/2000	1	7/20/2004	1
3	Ham	Clone	0339303	D	3/19/2000	3/20/2000	1	4/18/2000	1	7/7/2000	1	7/13/2004	1
3	Ham	Clone	0340904	F	3/15/2000	3/16/2000	1	4/14/2000	1	7/3/2000	1	7/8/2004	1
3	Ham	Clone	0341201	M	3/18/2000	3/19/2000	1	4/17/2000	1	7/6/2000	1	7/13/2004	1
3	Ham	Clone	0341501	H	3/21/2000	3/22/2000	1	4/20/2000	1	7/9/2000	1	7/13/2004	1
3	Ham	Clone	0342004	A	3/18/2000	3/19/2000	1	4/17/2000	1	7/6/2000	1	7/12/2004	1
3	Ham	Clone	0342401	N	3/16/2000	3/17/2000	1	4/15/2000	0	7/4/2000	0		0
3	Ham	Clone	0343801	C	3/15/2000	3/16/2000	1	4/14/2000	0	7/3/2000	0		0
3	Ham	Clone	0344402	B	3/21/2000	3/22/2000	1	4/20/2000	1	7/9/2000	1	7/16/2004	1
3	Ham	Clone	0345003	J	3/22/2000	3/23/2000	1	4/21/2000	1	7/10/2000	1	7/13/2004	1
5	Ham	Clone	0336305	B	3/21/2000	3/22/2000	1	4/20/2000	0	7/9/2000	0		0
5	Ham	Clone	0336705	G	3/16/2000	3/17/2000	1	4/15/2000	1	7/4/2000	1	7/7/2004	1
5	Ham	Clone	0339104	N	3/24/2000	3/25/2000	1	4/23/2000	1	7/12/2000	1	7/19/2004	1
5	Ham	Clone	0340601	M	3/16/2000	3/17/2000	1	4/15/2000	1	7/4/2000	0		0
5	Ham	Clone	0342501	E	3/15/2000	3/16/2000	1	4/14/2000	0	7/3/2000	0		0
5	Ham	Clone	0342902	C	3/18/2000	3/19/2000	1	4/17/2000	1	7/6/2000	1	7/13/2004	1
5	Ham	Clone	0343105	J	3/22/2000	3/23/2000	1	4/21/2000	0	7/10/2000	0		0
5	Ham	Clone	0344201	K	3/25/2000	3/26/2000	1	4/24/2000	1	7/13/2000	1	7/19/2004	1
5	Ham	Clone	0344902	D	3/15/2000	3/16/2000	1	4/14/2000	1	7/3/2000	1	7/10/2004	1
5	Ham	Clone	0345103	A	3/17/2000	3/18/2000	1	4/16/2000	1	7/5/2000	1	7/11/2004	1
5	Ham	Clone	0345302	H	3/20/2000	3/21/2000	1	4/19/2000	1	7/8/2000	1	7/15/2004	1
5	Ham	Clone	0345501	F	3/15/2000	3/16/2000	1	4/14/2000	1	7/3/2000	1	7/7/2004	1

Boar ID	Genetics	Treatment	Gilt ID	Dam Sire Code	First Date Bred	Second Date Bred	Bred	30 Day Preg. Check		110 Day Preg. Check		Farrowing Date	Response
								Date	Response	Date	Response		
7	Duroc	Clone	0337102	K	3/26/2000	3/27/2000	1	4/25/2000	0	7/14/2000	0		0
7	Duroc	Clone	0337602	A	3/26/2000	3/27/2000	1	4/25/2000	1	7/14/2000	1	7/15/2004	1
7	Duroc	Clone	0338102	A	3/26/2000	3/27/2000	1	4/25/2000	1	7/14/2000	1	7/19/2004	1
7	Duroc	Clone	0338203	C	3/30/2000	3/31/2000	1	4/29/2000	1	7/18/2000	1	7/22/2004	1
7	Duroc	Clone	0339102	N	3/27/2000	3/28/2000	1	4/26/2000	1	7/15/2000	1	7/22/2004	1
7	Duroc	Clone	0339704	J	3/30/2000		1	4/29/2000	1	7/18/2000	1	7/23/2004	1
7	Duroc	Clone	0340206	M	3/26/2000	3/27/2000	1	4/25/2000	1	7/14/2000	1	7/20/2004	1
7	Duroc	Clone	0340906	F	3/30/2000	3/31/2000	1	4/29/2000	1	7/18/2000	1	7/23/2004	1
7	Duroc	Clone	0342201	K	3/28/2000	3/29/2000	1	4/27/2000	1	7/16/2000	1	7/22/2004	1
7	Duroc	Clone	0342502	E	4/1/2000	4/2/2000	1	5/1/2000	1	7/20/2000	1	7/24/2004	1
7	Duroc	Clone	0346101	D	3/20/2000	3/21/2000	1	4/19/2000	1	7/8/2000	1	7/14/2004	1
H498	Ham	Control	0336706	G	3/18/2000	3/19/2000	1	4/17/2000	0	7/6/2000	0		0
H498	Ham	Control	0338103	A	3/24/2000	3/25/2000	1	4/23/2000	1	7/12/2000	1	7/17/2004	1
H498	Ham	Control	0340902	F	3/18/2000	3/19/2000	1	4/17/2000	1	7/6/2000	1	7/13/2004	1
H498	Ham	Control	0342304	H	3/15/2000	3/16/2000	1	4/14/2000	1	7/3/2000	1	7/7/2004	1
H498	Ham	Control	0342601	E	3/20/2000	3/21/2000	1	4/19/2000	1	7/8/2000	1	7/13/2004	1
H498	Ham	Control	0342802	B	3/16/2000	3/1804	1	4/15/2000	0	7/4/2000	0		0
H498	Ham	Control	0343106	J	3/21/2000	3/21/2000	1	4/20/2000	1	7/9/2000	1		0
H498	Ham	Control	0344601	M	3/16/2000	3/17/2000	1	4/15/2000	0	7/4/2000	0		0
H498	Ham	Control	0344706	K	3/17/2000	3/18/2000	1	4/16/2000	1	7/5/2000	1		0
H498	Ham	Control	0345405	C	3/20/2000	3/21/2000	1	4/19/2000	0	7/8/2000	0		0
H498	Ham	Control	0345803	D	3/18/2000	3/19/2000	1	4/17/2000	1	7/6/2000	1	7/13/2004	1
H498	Ham	Control	0346006	N	3/15/2000	3/16/2000	1	4/14/2000	0	7/3/2000	0		0
18128	Duroc	Control	0336204	G	4/2/2000		1	5/2/2000	1	7/21/2000	1	7/24/2004	1
18128	Duroc	Control	0336502	A	3/31/2000	4/1/2000	1	4/30/2000	1	7/19/2000	1	7/23/2004	1
18128	Duroc	Control	0337403	E	3/22/2000	3/23/2000	1	4/21/2000	1	7/10/2000	1	7/13/2004	1
18128	Duroc	Control	0339501	H	3/30/2000	3/31/2000	1	4/29/2000	1	7/18/2000	1		0
18128	Duroc	Control	0339603	N	4/2/2000	4/3/2000	1	5/2/2000	1	7/21/2000	1	7/23/2004	1
18128	Duroc	Control	0340901	F	3/31/2000		1	4/30/2000	1	7/19/2000	1	7/25/2004	1
18128	Duroc	Control	0341702	K	4/2/2000	4/3/2000	1	5/2/2000	1	7/21/2000	1	7/26/2004	1
18128	Duroc	Control	0342905	C	3/22/2000	3/23/2000	1	4/21/2000	1	7/10/2000	1	7/12/2004	1
18128	Duroc	Control	0343107	J	4/2/2000	4/3/2000	1	5/2/2000	1	7/21/2000	1		0
18128	Duroc	Control	0343802	C	4/2/2000	4/3/2000	1	5/2/2000	1	7/21/2000	1	7/24/2004	1
18128	Duroc	Control	0344403	B	3/23/2000	3/23/2000	1	4/22/2000	1	7/11/2000	1	7/17/2004	1
18128	Duroc	Control	0345603	M	3/22/2000	3/23/2000	1	4/21/2000	1	7/10/2000	1	7/15/2004	1
18128	Duroc	Control	0346003	N	3/31/2000	4/1/2000	1	4/30/2000	0	7/19/2000	0		0

Boar ID	Genetics	Treatment	Gilt ID	Dam Sire Code	First Date Bred	Second Date Bred	Bred	30 Day Preg. Check		110 Day Preg. Check		Farrowing Date	Response
								Date	Response	Date	Response		
25515	Duroc	Control	0337303	B	3/31/2000	4/1/2000	1	4/30/2000	1	7/19/2000	1	7/27/2004	1
25515	Duroc	Control	0337901	N	3/30/2000	3/31/2000	1	4/29/2000	0	7/18/2000	0		0
25515	Duroc	Control	0338501	G	3/30/2000	3/31/2000	1	4/29/2000	1	7/18/2000	1	7/24/2004	1
25515	Duroc	Control	0339105	N	3/31/2000	4/1/2000	1	4/30/2000	1	7/19/2000	1	7/23/2004	1
25515	Duroc	Control	0339403	H	3/26/2000	3/27/2000	1	4/25/2000	1	7/14/2000	1	7/17/2004	1
25515	Duroc	Control	0340001	A	3/26/2000	3/27/2000	1	4/25/2000	1	7/14/2000	1	7/19/2004	1
25515	Duroc	Control	0340204	M	3/22/2000	3/23/2000	1	4/21/2000	1	7/10/2000	1	7/15/2004	1
25515	Duroc	Control	0340301	E	3/22/2000	3/23/2000	1	4/21/2000	0	7/10/2000	0		0
25515	Duroc	Control	0340702	J	3/31/2000	4/1/2000	1	4/30/2000	1	7/19/2000	1	7/22/2004	1
25515	Duroc	Control	0343605	F	3/26/2000	3/27/2000	1	4/25/2000	1	7/14/2000	1	7/18/2004	1
25515	Duroc	Control	0344501	K	3/26/2000	3/27/2000	1	4/25/2000	0	7/14/2000	0		0
25515	Duroc	Control	0345404	C	3/23/2000	3/24/2000	1	4/22/2000	0	7/11/2000	0		0
25515	Duroc	Control	0346104	D	3/22/2000	3/23/2000	1	4/21/2000	1	7/10/2000	1	7/13/2004	1

Boar ID	# Gilts Bred	# Gilts Preg.	% Preg	# Gilts Preg	% Preg	# Gilts Farrowed	% Gilts Farrowed
		Day 30	Day 30	Day 110	Day 110		
2	12	9	75.00%	7	58.33%	7	58.33%
3	12	10	83.33%	10	83.33%	10	83.33%
5	12	9	75.00%	8	66.67%	8	66.67%
7	11	10	90.91%	10	90.91%	10	90.91%
H498	12	7	58.33%	7	58.33%	5	41.67%
18128	13	12	92.31%	12	92.31%	10	76.92%
25515	13	9	69.23%	9	69.23%	9	69.23%
Total	85	66	77.65%	63	74.12%	59	69.41%

Animal	Sex	Birth Date	Weight	Sire	Sire Genetics	Sire Treatment	Dam	Dam Sire Code	Nipples	Abnormality	Disposal Date	Disposal Reason	Sex (after Castration)	Live at weaning	Weaning Date	Age at Weaning	Weaning Weight	ADG at Weaning	Week 8 Weigh Date	Live at 8 weeks	Age at Week 8	Week 8 Weight	Week 8 ADG	Week 8 WDA
200439201	2	7/24/2004	3.7	200398128	Duroc	Control	200336204	G	14	1			2	1	8/12/04	19	14.2	0.55	9/14/2004	1	52	49.4	1.07	0.88
200439202	2	7/24/2004	3.3	200398128	Duroc	Control	200336204	G	14	1			2	1	8/12/04	19	16	0.67	9/14/2004	1	52	48.4	0.98	0.87
200439203	2	7/24/2004	3.1	200398128	Duroc	Control	200336204	G	15	1			2	1	8/12/04	19	12.6	0.50	9/14/2004	1	52	42.0	0.89	0.75
200439204	2	7/24/2004	2.8	200398128	Duroc	Control	200336204	G	16	1			2	1	8/13/04	20	11.4	0.43	9/15/2004	1	53	42.3	0.94	0.75
200439205	2	7/24/2004	2.2	200398128	Duroc	Control	200336204	G	12	1			2	1	8/13/04	20	11.4	0.46	9/15/2004	1	53	41.0	0.90	0.73
200439206	1	7/24/2004	4.1	200398128	Duroc	Control	200336204	G	12	1			3	1	8/13/04	20	15	0.55	9/15/2004	1	53	55.1	1.22	0.96
200439207	1	7/24/2004	3.2	200398128	Duroc	Control	200336204	G	13	1			3	1	8/13/04	20	11.7	0.43	9/15/2004	1	53	42.4	0.93	0.74
200439208	1	7/24/2004	3.3	200398128	Duroc	Control	200336204	G	14	1			3	1	8/13/04	20	13.4	0.51	9/15/2004	1	53	45.0	0.96	0.79
200439209	1	7/24/2004	3.2	200398128	Duroc	Control	200336204	G	14	1			3	1	8/13/04	20	11.5	0.42	9/15/2004	1	53	40.9	0.89	0.71
200439210	1	7/24/2004	3.2	200398128	Duroc	Control	200336204	G	14	1			3	1	8/13/04	20	12.4	0.46	9/15/2004	1	53	46.7	1.04	0.82
200439211	1	7/24/2004	3.0	200398128	Duroc	Control	200336204	G	14	1			3	1	8/13/04	20	12.8	0.49	9/15/2004	1	53	49.2	1.10	0.87
200439212	1	7/24/2004	2.8	200398128	Duroc	Control	200336204	G	14	1			3	1	8/13/04	20	10.9	0.41	9/15/2004	1	53	44.2	1.01	0.78
200439215		7/24/2004		200398128	Duroc	Control	200336204	G					3	1	8/13/04	20	9.4	0.36	9/15/2004	1	53	40.2	0.93	0.76
200438501	2	7/23/2004	3.7	200398128	Duroc	Control	200336502	A	11	1			2	1	8/6/04	14	4.7	0.07	9/9/2004	1	48	30.6	0.76	0.56
200438502	2	7/23/2004	3.6	200398128	Duroc	Control	200336502	A	12	1			2	1	8/6/04	14	6.2	0.19	9/9/2004	1	48	34.0	0.82	0.63
200438503	2	7/23/2004	3.7	200398128	Duroc	Control	200336502	A	10	1			2	1	8/6/04	14	8.2	0.32	9/9/2004	1	48	38.2	0.88	0.72
200438504	2	7/23/2004	3.7	200398128	Duroc	Control	200336502	A	14	1			2	1	8/12/04	20	14.4	0.54	9/14/2004	1	53	45.4	0.94	0.79
200438505	2	7/23/2004	3.3	200398128	Duroc	Control	200336502	A	14	1			2	1	8/12/04	20	13.2	0.50	9/14/2004	1	53	45.0	0.96	0.79
200438506	2	7/23/2004	2.8	200398128	Duroc	Control	200336502	A	12	1			2	1	8/12/04	20	12.6	0.49	9/14/2004	1	53	44.0	0.95	0.78
200438507	2	7/23/2004	3.3	200398128	Duroc	Control	200336502	A	12	1			2	1	8/12/04	20	16.1	0.64	9/14/2004	1	53	53.4	1.13	0.95
200438508	2	7/23/2004	2.4	200398128	Duroc	Control	200336502	A	13	1			2	1	8/12/04	20	8	0.28	9/14/2004	1	53	34.6	0.81	0.61
200438509	2	7/23/2004	2.4	200398128	Duroc	Control	200336502	A	11	1			2	1	8/12/04	20	11.2	0.44	9/14/2004	1	53	41.6	0.92	0.74
200438510	2	7/23/2004	2.0	200398128	Duroc	Control	200336502	A	12	1			2	1	8/12/04	20	11	0.45	9/14/2004	1	53	39.8	0.87	0.71
200438511	1	7/23/2004	3.8	200398128	Duroc	Control	200336502	A	14	1			3	1	8/12/04	20	15.6	0.59	9/14/2004	1	53	53.6	1.15	0.94
200438512	1	7/23/2004	3.4	200398128	Duroc	Control	200336502	A	12	1			3	1	8/12/04	20	12.4	0.45	9/14/2004	1	53	45.6	1.01	0.80
200438513	1	7/23/2004	3.3	200398128	Duroc	Control	200336502	A	12	1			3	1	8/12/04	20	13.5	0.51	9/14/2004	1	53	46.0	0.98	0.81
200438514	1	7/23/2004	3.3	200398128	Duroc	Control	200336502	A	11	1			3	1	8/12/04	20	14.1	0.54	9/14/2004	1	53	45.6	0.95	0.80
200433801	2	7/14/2004	4.3	200390007	Duroc	Clone	200336702	G	14	1			2	1	7/30/04	16	10.1	0.36	9/2/2004	1	50	43.0	0.97	0.77
200433802	2	7/14/2004	3.8	200390007	Duroc	Clone	200336702	G	13	1			2	1	7/30/04	16	9.1	0.33	9/2/2004	1	50	33.4	0.71	0.59
200433803	2	7/14/2004	3.8	200390007	Duroc	Clone	200336702	G	13	1			2	1	7/30/04	16	9.2	0.34	9/2/2004	1	50	37.6	0.84	0.68
200433804	2	7/14/2004	3.8	200390007	Duroc	Clone	200336702	G	13	1			2	1	7/30/04	16	9.1	0.33	9/2/2004	1	50	37.4	0.83	0.67
200433805	2	7/14/2004	2.9	200390007	Duroc	Clone	200336702	G	13	1				0						0				
200433806	1	7/14/2004	4.1	200390007	Duroc	Clone	200336702	G	13	1			3	1	7/30/04	16	10.3	0.39	9/2/2004	1	50	35.4	0.74	0.63
200433807	1	7/14/2004	4.4	200390007	Duroc	Clone	200336702	G	13	1			3	1	7/30/04	16	11.2	0.43	9/2/2004	1	50	47.6	1.07	0.86
200433808	1	7/14/2004	4.0	200390007	Duroc	Clone	200336702	G	12	1			3	1	7/30/04	16	10.5	0.41	9/2/2004	1	50	39.8	0.86	0.72
200433809	1	7/14/2004	3.8	200390007	Duroc	Clone	200336702	G	12	1			3	1	7/30/04	16	10.3	0.41	9/2/2004	1	50	28.2	0.53	0.49
200433810	2	7/14/2004	3.6	200390007	Duroc	Clone	200336702	G	12	1	7/14/2004	OVRL		0						0				
200433811	1	7/14/2004	3.4	200390007	Duroc	Clone	200336702	G	12	1	7/15/2004	OVRL		0						0				
200430601	2	7/7/2004	2.9	200390005	H498	Clone	200336705	G	13	1			2	1	7/27/04	20	10.9	0.40	9/1/2004	1	56	33.8	0.64	0.55
200430602	2	7/7/2004	2.3	200390005	H498	Clone	200336705	G	12	1			2	1	7/27/04	20	11.6	0.47	9/1/2004	1	56	39.8	0.78	0.67
200430603	2	7/7/2004	2.4	200390005	H498	Clone	200336705	G	14	1			2	1	7/27/04	20	9.8	0.37	9/1/2004	1	56	35.6	0.72	0.59
200430604	1	7/7/2004	3.5	200390005	H498	Clone	200336705	G	14	1			3	1	7/27/04	20	12.1	0.43	9/1/2004	1	56	48.4	1.01	0.80
200430605	1	7/7/2004	3.4	200390005	H498	Clone	200336705	G	15	1			3	1	7/27/04	20	10.8	0.37	9/1/2004	1	56	41.4	0.85	0.68
200430606	1	7/7/2004	3.2	200390005	H498	Clone	200336705	G	15	1			3	1	7/27/04	20	11	0.39	9/1/2004	1	56	32.6	0.60	0.53
200430607	1	7/7/2004	3.1	200390005	H498	Clone	200336705	G	14	1			3	1	7/27/04	20	10.9	0.39	9/1/2004	1	56	37.8	0.75	0.62
200430608	1	7/7/2004	3.1	200390005	H498	Clone	200336705	G	13	1			3	1	7/27/04	20	9.9	0.34	9/1/2004	1	56	40.8	0.86	0.67
200430609	1	7/7/2004	3.1	200390005	H498	Clone	200336705	G	12	6			3	1	7/27/04	20	9.1	0.30	9/1/2004	1	56	37.2	0.78	0.61
200430610	1	7/7/2004	3.0	200390005	H498	Clone	200336705	G	14	1			3	1	7/27/04	20	12.7	0.49	9/1/2004	1	56	37.8	0.70	0.62
200430611	1	7/7/2004	2.3	200390005	H498	Clone	200336705	G	12	1			3	1	7/27/04	20	10.6	0.42	9/1/2004	1	56	34.8	0.67	0.58
200430612	1	7/7/2004	3.4	200390005	H498	Clone	200336705	G	14	1	7/7/2004	STLB		0						0				
200432301	2	7/12/2004	3.7	200390003	H498	Clone	200336707	G	14	1			2	1	7/27/04	15	9.2	0.37	9/2/2004	1	52	32.8	0.64	0.56

Animal	Sex	Birth Date	Weight	Sire	Sire Genetics	Sire Treatment	Dam	Dam Sire Code	Nipples	Abnormality	Disposal Date	Disposal Reason	Sex (after Castration)	Live at weaning	Weaning Date	Age at Weaning	Weaning Weight	ADG at Weaning	Week 8 Weigh Date	Live at 8 weeks	Age at Week 8	Week 8 Weight	Week 8 ADG	Week 8 WDA
200432302	2	7/12/2004	3.4	200390003	H498	Clone	200336707	G	14	1			2	1	7/27/04	15	8.3	0.33	9/2/2004	1	52	28.6	0.55	0.48
200432303	2	7/12/2004	3.2	200390003	H498	Clone	200336707	G	15	1			2	1	7/27/04	15	11.3	0.54	9/2/2004	1	52	35.8	0.66	0.63
200432304	2	7/12/2004	2.9	200390003	H498	Clone	200336707	G	14	1			2	1	7/27/04	15	10.4	0.50	9/2/2004	1	52	37.2	0.72	0.66
200432305	2	7/12/2004	2.4	200390003	H498	Clone	200336707	G	13	1			2	1	7/27/04	15	8.4	0.40	9/2/2004	1	52	28.2	0.54	0.50
200432306	2	7/12/2004	2.3	200390003	H498	Clone	200336707	G	14	1			2	1	7/27/04	15	8	0.38	9/2/2004	1	52	26.8	0.51	0.47
200432307	1	7/12/2004	4.0	200390003	H498	Clone	200336707	G	14	1			3	1	7/27/04	15	10	0.40	9/2/2004	1	52	30.6	0.56	0.51
200432308	1	7/12/2004	3.9	200390003	H498	Clone	200336707	G	14	1			3	1	7/27/04	15	11.6	0.51	9/2/2004	1	52	38.6	0.73	0.67
200432309	1	7/12/2004	3.8	200390003	H498	Clone	200336707	G	14	1			3	1	7/27/04	15	11.1	0.49	9/2/2004	1	52	22.0	0.29	0.35
200432310	1	7/12/2004	3.3	200390003	H498	Clone	200336707	G	14	1			3	1	7/27/04	15	10.1	0.45	9/2/2004	1	52	34.4	0.66	0.60
200432311	1	7/12/2004	2.5	200390003	H498	Clone	200336707	G	15	1			3	1	7/27/04	15	9.6	0.47	9/2/2004	1	52	29.8	0.55	0.53
200432312	1	7/12/2004	2.3	200390003	H498	Clone	200336707	G	13	1			3	1	7/27/04	15	7.9	0.37	9/2/2004	1	52	25.0	0.46	0.44
200434101	2	7/15/2004	3.5	200390003	H498	Clone	200337003	E	14	1			2	1	7/30/04	15	6.8	0.22	9/2/2004	1	49	22.0	0.45	0.38
200434102	2	7/15/2004	3.0	200390003	H498	Clone	200337003	E	15	1			2	1	7/30/04	15	6	0.20	9/2/2004	1	49	25.4	0.57	0.46
200434103	2	7/15/2004	2.8	200390003	H498	Clone	200337003	E	14	1			2	1	7/30/04	15	7.4	0.31	9/2/2004	1	49	20.8	0.39	0.37
200434104	2	7/15/2004	2.7	200390003	H498	Clone	200337003	E	15	1			2	1	7/30/04	15	8	0.35	9/2/2004	1	49	29.4	0.63	0.54
200434105	2	7/15/2004	2.5	200390003	H498	Clone	200337003	E	14	1			2	1	7/30/04	15	8.2	0.38	9/2/2004	1	49	27.0	0.55	0.50
200434106	1	7/15/2004	3.4	200390003	H498	Clone	200337003	E	16	1			3	1	7/30/04	15	9.2	0.39	9/2/2004	1	49	30.6	0.63	0.56
200434107	1	7/15/2004	2.8	200390003	H498	Clone	200337003	E	14	1			3	1	7/30/04	15	8.7	0.39	9/2/2004	1	49	27.9	0.56	0.51
200434108	1	7/15/2004	2.6	200390003	H498	Clone	200337003	E	14	1			3	1	7/30/04	15	8.2	0.37	9/2/2004	1	49	21.4	0.39	0.38
200434109	1	7/15/2004	2.9	200390003	H498	Clone	200337003	E	14	1			3	1	7/30/04	15	9.8	0.46	9/2/2004	1	49	30.9	0.62	0.57
200434110	1	7/15/2004	2.5	200390003	H498	Clone	200337003	E	13	1			3	1	7/30/04	15	7.9	0.36	9/2/2004	1	49	27.2	0.57	0.50
200434111	1	7/15/2004	2.5	200390003	H498	Clone	200337003	E	15	1			3	1	7/30/04	15	8.3	0.39	9/2/2004	1	49	25.4	0.50	0.47
200434112	1	7/15/2004	2.1	200390003	H498	Clone	200337003	E	13	1			3	1	7/30/04	15	7.4	0.35	9/2/2004	1	49	22.2	0.44	0.41
200434113	1	7/15/2004	1.9	200390003	H498	Clone	200337003	E	12	1			3	1	7/30/04	15	5.4	0.23	9/1/2004	1	48	16.2	0.33	0.30
200434114	1	7/15/2004	1.6	200390003	H498	Clone	200337003	E	14	1			3	1	7/30/04	15	7.3	0.38	9/2/2004	1	49	20.2	0.38	0.38
200434115	1	7/15/2004	1.4	200390003	H498	Clone	200337003	E	14	1			3	1	7/30/04	15	5.6	0.28		0				
200441201	2	7/27/2004	3.3	200395515	Duroc	Control	200337303	E	15	1			2	1	8/13/04	17	13	0.57	9/15/2004	1	50	37.4	0.74	0.68
200441202	2	7/27/2004	2.8	200395515	Duroc	Control	200337303	B	14	1			2	1	8/13/04	17	11	0.48	9/15/2004	1	50	37.8	0.81	0.70
200441203	1	7/27/2004	3.8	200395515	Duroc	Control	200337303	B	15	1			3	1	8/13/04	17	10.6	0.40	9/15/2004	1	50	33.9	0.71	0.60
200441204	1	7/27/2004	3.6	200395515	Duroc	Control	200337303	B	16	1			3	1	8/13/04	17	10.3	0.39	9/15/2004	1	50	34.6	0.74	0.62
200441205	1	7/27/2004	3.7	200395515	Duroc	Control	200337303	B	15	1			3	1	8/13/04	17	10.3	0.39	9/15/2004	1	50	34.1	0.72	0.61
200441206	1	7/27/2004	3.3	200395515	Duroc	Control	200337303	B	14	1			3	1	8/13/04	17	11.5	0.48	9/15/2004	1	50	40.0	0.86	0.73
200441207	1	7/27/2004	3.2	200395515	Duroc	Control	200337303	B	15	1			3	1	8/13/04	17	9.7	0.38	9/15/2004	1	50	28.5	0.57	0.51
200441208	1	7/27/2004	3.2	200395515	Duroc	Control	200337303	B	14	1			3	1	8/13/04	17	10	0.40	9/15/2004	1	50	38.8	0.87	0.71
200441209	1	7/27/2004	2.6	200395515	Duroc	Control	200337303	B	15	1			3	1	8/13/04	17	11	0.49	9/15/2004	1	50	28.7	0.54	0.52
200441210	1	7/27/2004	2.6	200395515	Duroc	Control	200337303	B	15	1			3	1	8/13/04	17	9.6	0.41	9/15/2004	1	50	32.4	0.69	0.60
200441211	1	7/27/2004	2.4	200395515	Duroc	Control	200337303	B	14	1			3	1	8/13/04	17	7.4	0.29	9/15/2004	1	50	33.9	0.80	0.63
200441212	2	7/27/2004	3.1	200395515	Duroc	Control	200337303	B	16	1				0						0				
200441213	1	7/27/2004	2.1	200395515	Duroc	Control	200337303	B	14	1	7/27/2004	STLB		0						0				
200432001	2	7/12/2004	3.4	200390002	H498	Clone	200337401	E	11	1			2	1	7/30/04	18	12.2	0.49	9/2/2004	1	52	42.2	0.88	0.75
200432002	2	7/12/2004	3.3	200390002	H498	Clone	200337401	E	14	1			2	1	7/30/04	18	12.1	0.49	9/2/2004	1	52	42.6	0.90	0.76
200432003	2	7/12/2004	3.1	200390002	H498	Clone	200337401	E	13	1			2	1	7/30/04	18	11.9	0.49	9/2/2004	1	52	40.6	0.84	0.72
200432004	1	7/12/2004	3.6	200390002	H498	Clone	200337401	E	16	1			3	1	7/30/04	18	11.8	0.46	9/2/2004	1	52	45.8	1.00	0.81
200432005	1	7/12/2004	3.2	200390002	H498	Clone	200337401	E	15	1			3	1	7/30/04	18	11.7	0.47	9/2/2004	1	52	39.8	0.83	0.70
200432006	1	7/12/2004	3.1	200390002	H498	Clone	200337401	E	14	1			3	1	7/30/04	18	11.9	0.49	9/2/2004	1	52	40.4	0.84	0.72
200432007	1	7/12/2004	3.1	200390002	H498	Clone	200337401	E	12	1			3	1	7/30/04	18	11.4	0.46	9/2/2004	1	52	41.4	0.88	0.74
200432008	1	7/12/2004	2.7	200390002	H498	Clone	200337401	E	14	1			3	1	7/30/04	18	9.7	0.39	9/2/2004	1	52	30.0	0.60	0.53
200432009	2	7/12/2004	2.5	200390002	H498	Clone	200337401	E	14	1	7/13/2004	OVRL		0						0				
200432010	1	7/12/2004	3.1	200390002	H498	Clone	200337401	E	14	1	7/13/2004	OVRL		0						0				
200432011	2	7/12/2004	1.6	200390002	H498	Clone	200337401	E	15	1	7/12/2004	STLB		0						0				
200432601	2	7/13/2004	3.7	200398128	Duroc	Control	200337403	E	10	1			2	1	7/30/04	17	12.1	0.49	9/2/2004	1	51	38.6	0.78	0.68
200432602	2	7/13/2004	3.4	200398128	Duroc	Control	200337403	E	15	1			2	1	7/30/04	17	12.3	0.52	9/2/2004	1	51	34.8	0.66	0.62

Animal	Sex	Birth Date	Weight	Sire	Sire Genetics	Sire Treatment	Dam	Dam Sire Code	Nipples	Abnormality	Disposal Date	Disposal Reason	Sex (after Castration)	Live at weaning	Weaning Date	Age at Weaning	Weaning Weight	ADG at Weaning	Week 8 Weigh Date	Live at 8 weeks	Age at Week 8	Week 8 Weight	Week 8 ADG	Week 8 WDA
200432603	2	7/13/2004	3.3	200398128	Duroc	Control	200337403	E	13	1			2	1	7/30/04	17	10.5	0.42	9/2/2004	1	51	39.0	0.84	0.70
200432604	2	7/13/2004	3.2	200398128	Duroc	Control	200337403	E	13	1			2	1	7/30/04	17	12.8	0.56	9/2/2004	1	51	40.0	0.80	0.72
200432605	2	7/13/2004	3.0	200398128	Duroc	Control	200337403	E	12	1			2	1	7/30/04	17	9.8	0.40	9/2/2004	1	51	31.6	0.64	0.56
200432606	2	7/13/2004	2.9	200398128	Duroc	Control	200337403	E	12	1				0						0				
200432607	1	7/13/2004	3.6	200398128	Duroc	Control	200337403	E	13	1			3	1	7/30/04	17	11.6	0.47	9/2/2004	1	51	37.2	0.75	0.66
200432608	1	7/13/2004	3.3	200398128	Duroc	Control	200337403	E	12	1			3	1	7/30/04	17	11	0.45	9/2/2004	1	51	32.2	0.62	0.57
200432609	1	7/13/2004	3.5	200398128	Duroc	Control	200337403	E	15	1			3	1	7/30/04	17	11.5	0.47	9/2/2004	1	51	37.8	0.77	0.67
200432610	1	7/13/2004	3.3	200398128	Duroc	Control	200337403	E	13	1			3	1	7/30/04	17	10.7	0.44	9/2/2004	1	51	32.0	0.63	0.56
200436901	2	7/20/2004	3.3	200390003	H498	Clone	200337501	K	14	1			2	1	8/6/04	17	9.7	0.38	9/7/2004	1	49	31.2	0.67	0.57
200436902	2	7/20/2004	3.2	200390003	H498	Clone	200337501	K	13	1			2	1	8/6/04	17	10	0.40	9/7/2004	1	49	38.2	0.88	0.71
200436903	2	7/20/2004	2.8	200390003	H498	Clone	200337501	K	12	1			2	1	8/6/04	17	9.7	0.41	9/7/2004	1	49	31.4	0.68	0.58
200436904	2	7/20/2004	2.8	200390003	H498	Clone	200337501	K	16	1			2	1	8/6/04	17	11.5	0.51	9/9/2004	1	51	35.2	0.70	0.64
200436905	2	7/20/2004	2.6	200390003	H498	Clone	200337501	K	13	1			2	1	8/6/04	17	8.4	0.34	9/9/2004	1	51	29.2	0.61	0.52
200436906	2	7/20/2004	2.4	200390003	H498	Clone	200337501	K	13	6			2	1	8/6/04	17	7.9	0.32	9/9/2004	1	51	24.0	0.47	0.42
200436907	2	7/20/2004	2.3	200390003	H498	Clone	200337501	K	15	1			2	1	8/6/04	17	7	0.28	9/9/2004	1	51	27.4	0.60	0.49
200436908	2	7/20/2004	2.3	200390003	H498	Clone	200337501	K	13	1			2	1	8/6/04	17	8.8	0.38	9/9/2004	1	51	28.0	0.56	0.50
200436909	1	7/20/2004	3.6	200390003	H498	Clone	200337501	K	14	1			3	1	8/6/04	17	12.3	0.51	9/9/2004	1	51	42.8	0.90	0.77
200436910	1	7/20/2004	2.8	200390003	H498	Clone	200337501	K	14	1			3	1	8/6/04	17	11.6	0.52	9/9/2004	1	51	37.0	0.75	0.67
200436911	1	7/20/2004	2.2	200390003	H498	Clone	200337501	K	14	1			3	1	8/6/04	17	9.8	0.45	9/9/2004	1	51	35.8	0.76	0.66
200436912	1	7/20/2004	2.2	200390003	H498	Clone	200337501	K	13	1			3	1	8/6/04	17	9.5	0.43	9/9/2004	1	51	30.2	0.61	0.55
200436913	1	7/20/2004	1.9	200390003	H498	Clone	200337501	K	14	1			3	1	8/6/04	17	9.8	0.46	9/9/2004	1	51	32.0	0.65	0.59
200436914	2	7/20/2004	1.8	200390003	Duroc	Clone	200337501	K	13	1	7/20/2004	OVRL		0						0				
200433901	2	7/15/2004	2.8	200390007	Duroc	Clone	200337602	A	13	1	7/18/2004	WEAK		0						0				
200433902	2	7/15/2004	2.7	200390007	Duroc	Clone	200337602	A	12	1	7/18/2004	WEAK		0						0				
200433903	2	7/15/2004	2.6	200390007	Duroc	Clone	200337602	A	13	1	7/15/2004	WEAK		0						0				
200433904	2	7/15/2004	3.0	200390007	Duroc	Clone	200337602	A	13	1	7/15/2004	WEAK		0						0				
200433905	2	7/15/2004	3.1	200390007	Duroc	Clone	200337602	A	12	1	7/15/2004	WEAK		0						0				
200433906	2	7/15/2004	2.7	200390007	Duroc	Clone	200337602	A	12	1	7/15/2004	WEAK		0						0				
200433907	2	7/15/2004	2.8	200390007	Duroc	Clone	200337602	A	12	1	7/15/2004	UNK		0						0				
200433908	2	7/15/2004	2.8	200390007	Duroc	Clone	200337602	A	14	1	7/15/2004	UNK		0						0				
200433909	1	7/15/2004	2.5	200390007	Duroc	Clone	200337602	A	14	1	7/15/2004	UNK		0						0				
200433910	1	7/15/2004	2.7	200390007	Duroc	Clone	200337602	A	14	1	7/15/2004	UNK		0						0				
200433911	1	7/15/2004	3.2	200390007	Duroc	Clone	200337602	A	13	1	7/15/2004	UNK		0						0				
200433912	1	7/15/2004	3.1	200390007	Duroc	Clone	200337602	A	14	1	7/15/2004	UNK		0						0				
200433913	1	7/15/2004	2.6	200390007	Duroc	Clone	200337602	A	13	1	7/15/2004	UNK		0						0				
200435801	2	7/19/2004	3.9	200390007	Duroc	Clone	200338102	A	13	1			2	1	8/5/04	17	12.1	0.48	9/7/2004	1	50	43.6	0.95	0.79
200435802	1	7/19/2004	4.5	200390007	Duroc	Clone	200338102	A	13	1			3	1	8/5/04	17	12.8	0.49	9/7/2004	1	50	48.8	1.09	0.89
200435803	1	7/19/2004	4.1	200390007	Duroc	Clone	200338102	A	13	1			3	1	8/5/04	17	12.6	0.50	9/7/2004	1	50	42.4	0.90	0.77
200435804	2	7/19/2004	3.2	200390007	Duroc	Clone	200338102	A	13	1	7/19/2004	OVRL		0						0				
200435805	2	7/19/2004	2.7	200390007	Duroc	Clone	200338102	A	14	99	7/19/2004	OVRL		0						0				
200435806	2	7/19/2004	3.2	200390007	Duroc	Clone	200338102	A	13	99	7/19/2004	STLB		0						0				
200435807	1	7/19/2004	3.6	200390007	Duroc	Clone	200338102	A	14	1	7/19/2004	STLB		0						0				
200435808	1	7/19/2004	3.2	200390007	Duroc	Clone	200338102	A	14	1	7/19/2004	STLB		0						0				
200435301	2	7/17/2004	4.1	200190498	H498	Control	200338103	A	14	1			2	1	8/5/04	19	14.1	0.53	9/7/2004	1	52	43.4	0.89	0.76
200435302	2	7/17/2004	3.8	200190498	H498	Control	200338103	A	15	1			2	1	8/5/04	19	12.5	0.46	9/7/2004	1	52	38.2	0.78	0.66
200435303	2	7/17/2004	3.6	200190498	H498	Control	200338103	A	14	1			2	1	8/5/04	19	15.1	0.61	9/7/2004	1	52	40.0	0.75	0.70
200435304	2	7/17/2004	1.9	200190498	H498	Control	200338103	A	15	1			2	1	8/5/04	19	10.4	0.45	9/7/2004	1	52	29.2	0.57	0.53
200435305	1	7/17/2004	4.1	200190498	H498	Control	200338103	A	14	1			3	1	8/5/04	19	13.3	0.48	9/7/2004	1	52	33.8	0.62	0.57
200435306	1	7/17/2004	3.7	200190498	H498	Control	200338103	A	14	1			3	1	8/5/04	19	12.1	0.44	9/7/2004	1	52	38.2	0.79	0.66
200435307	1	7/17/2004	3.8	200190498	H498	Control	200338103	A	16	1			3	1	8/5/04	19	13.2	0.49	9/7/2004	1	52	39.6	0.80	0.69
200435308	1	7/17/2004	3.8	200190498	H498	Control	200338103	A	14	1			3	1	8/5/04	19	13.1	0.49	9/7/2004	1	52	41.0	0.85	0.72
200435309	1	7/17/2004	3.4	200190498	H498	Control	200338103	A	15	1			3	1	8/5/04	19	14.2	0.57	9/7/2004	1	52	45.8	0.96	0.82
200435310	1	7/17/2004	2.9	200190498	H498	Control	200338103	A	14	1			3	1	8/5/04	19	11.9	0.47	9/7/2004	1	52	30.0	0.55	0.52

Animal	Sex	Birth Date	Weight	Sire	Sire Genetics	Sire Treatment	Dam	Dam Sire Code	Nipples	Abnormality	Disposal Date	Disposal Reason	Sex (after Castration)	Live at weaning	Weaning Date	Age at Weaning	Weaning Weight	ADG at Weaning	Week 8 Weigh Date	Live at 8 weeks	Age at Week 8	Week 8 Weight	Week 8 ADG	Week 8 WDA
200435311	1	7/17/2004	3.0	200190498	H498	Control	200338103	A	14	1			3	1	8/5/04	19	11.9	0.47	9/7/2004	1	52	37.4	0.77	0.66
200435312	2	7/17/2004	2.7	200190498	H498	Control	200338103	A	15	1	7/17/2004	OVRL		0						0				
200435313	2	7/17/2004	1.1	200190498	H498	Control	200338103	A	14	1	7/17/2004	STLB		0						0				
200437401	2	7/22/2004	2.9	200390007	Duroc	Clone	200338203	C	12	1			2	1	8/6/04	15	4	0.07	9/7/2004	1	47	22.0	0.56	0.41
200437402	2	7/22/2004	3.0	200390007	Duroc	Clone	200338203	C	14	1			2	1	8/6/04	15	9.2	0.41	9/9/2004	1	49	35.0	0.76	0.65
200437403	1	7/22/2004	3.6	200390007	Duroc	Clone	200338203	C	12	1			3	1	8/6/04	15	10.5	0.46	9/9/2004	1	49	41.0	0.90	0.76
200437404	1	7/22/2004	3.5	200390007	Duroc	Clone	200338203	C	15	1			3	1	8/6/04	15	8.2	0.31	9/9/2004	1	49	37.0	0.85	0.68
200437405	1	7/22/2004	3.4	200390007	Duroc	Clone	200338203	C	14	1			3	1	8/6/04	15	10.9	0.50	9/9/2004	1	49	37.8	0.79	0.70
200437406	1	7/22/2004	3.4	200390007	Duroc	Clone	200338203	C	14	1			3	1	8/6/04	15	11	0.51	9/9/2004	1	49	34.8	0.70	0.64
200437407	1	7/22/2004	2.9	200390007	Duroc	Clone	200338203	C	14	1			3	1	8/6/04	15	8.9	0.40	9/9/2004	1	49	37.4	0.84	0.70
200437408	1	7/22/2004	2.9	200390007	Duroc	Clone	200338203	C	14	1			3	1	8/6/04	15	9.3	0.43	9/9/2004	1	49	34.0	0.73	0.63
200437409	1	7/22/2004	2.9	200390007	Duroc	Clone	200338203	C	13	1			3	1	8/6/04	15	8	0.34	9/9/2004	1	49	30.6	0.66	0.57
200437410	1	7/22/2004	2.7	200390007	Duroc	Clone	200338203	C	13	1			3	1	8/6/04	15	7.8	0.34	9/9/2004	1	49	32.8	0.74	0.61
200437411	1	7/22/2004	2.7	200390007	Duroc	Clone	200338203	C	12	1			3	1	8/6/04	15	7.2	0.30	9/9/2004	1	49	29.0	0.64	0.54
200437412	1	7/22/2004	2.5	200390007	Duroc	Clone	200338203	C	13	1	7/22/2004	STLB		0						0				
200437413	2	7/22/2004	2.2	200390007	Duroc	Clone	200338203	C	15	1	7/22/2004	STLB		0						0				
200430701	2	7/7/2004	3.2	200390002	H498	Clone	200338205	C	12	1			2	1	7/27/04	20	10	0.34	9/1/2004	1	56	33.4	0.65	0.54
200430702	2	7/7/2004	3.2	200390002	H498	Clone	200338205	C	15	1			2	1	7/27/04	20	13.9	0.54	9/1/2004	1	56	35.4	0.60	0.58
200430703	2	7/7/2004	3.2	200390002	H498	Clone	200338205	C	14	1			2	1	7/27/04	20	12.5	0.47	9/1/2004	1	56	38.0	0.71	0.62
200430704	2	7/7/2004	2.9	200390002	H498	Clone	200338205	C	14	1			2	1	7/27/04	20	11.7	0.44	9/1/2004	1	56	37.2	0.71	0.61
200430705	2	7/7/2004	2.8	200390002	H498	Clone	200338205	C	13	1			2	1	7/27/04	20	9.9	0.36	9/1/2004	1	56	38.6	0.80	0.64
200430706	1	7/7/2004	4.0	200390002	H498	Clone	200338205	C	15	1			3	1	7/27/04	20	14.4	0.52	9/1/2004	1	56	40.0	0.71	0.64
200430707	1	7/7/2004	3.4	200390002	H498	Clone	200338205	C	12	1			3	1	7/27/04	20	16	0.63	9/1/2004	1	56	49.8	0.94	0.83
200430708	1	7/7/2004	3.4	200390002	H498	Clone	200338205	C	14	1			3	1	7/27/04	20	13.4	0.50	9/1/2004	1	56	41.0	0.77	0.67
200430709	1	7/7/2004	3.6	200390002	H498	Clone	200338205	C	14	1			3	1	7/27/04	20	14.5	0.55	9/1/2004	1	56	45.6	0.86	0.75
200430710	1	7/7/2004	3.6	200390002	H498	Clone	200338205	C	13	1			3	1	7/27/04	20	14.7	0.56	9/1/2004	1	56	44.4	0.83	0.73
200430711	1	7/7/2004	3.3	200390002	H498	Clone	200338205	C	15	1			3	1	7/27/04	20	11.2	0.40	9/1/2004	1	56	36.8	0.71	0.60
200439901	1	7/24/2004	3.4	200395515	Duroc	Control	200338501	G	14	1			3	1	8/12/04	19	14.4	0.58	9/14/2004	1	52	43.6	0.88	0.77
200439902	1	7/24/2004	3.1	200395515	Duroc	Control	200338501	G	14	1			3	1	8/12/04	19	15.8	0.67	9/14/2004	1	52	40.2	0.74	0.71
200439903	1	7/24/2004	2.8	200395515	Duroc	Control	200338501	G	12	1			3	1	8/12/04	19	11.1	0.44	9/14/2004	1	52	39.6	0.86	0.71
200439904	1	7/24/2004	1.9	200395515	Duroc	Control	200338501	G	12	1			3	1	8/12/04	19	10.7	0.46	9/14/2004	1	52	37.0	0.80	0.68
200439905	1	7/24/2004	3.6	200395515	Duroc	Control	200338501	G	12	1	7/24/2004	STLB		0						0				
200437801	2	7/22/2004	4.1	200390007	Duroc	Clone	200339102	N	14	1			2	1	8/6/04	15	8.9	0.32	9/9/2004	1	49	50.6	1.23	0.95
200437802	1	7/22/2004	4.8	200390007	Duroc	Clone	200339102	N	13	1			3	1	8/6/04	15	9.5	0.31	9/9/2004	1	49	43.6	1.00	0.79
200437803	1	7/22/2004	4.2	200390007	Duroc	Clone	200339102	N	14	1			3	1	8/6/04	15	8.9	0.31	9/9/2004	1	49	43.4	1.01	0.80
200437804	1	7/22/2004	3.6	200390007	Duroc	Clone	200339102	N	13	1			3	1	8/6/04	15	8.1	0.30	9/9/2004	1	49	39.8	0.93	0.74
200437805	1	7/22/2004	4.0	200390007	Duroc	Clone	200339102	N	13	1	7/22/2004	STLB		0						0				
200436401	2	7/19/2004	4.7	200390005	H498	Clone	200339104	N	14	1			2	1	8/5/04	17	13	0.49	9/9/2004	1	52	35.4	0.64	0.59
200436402	1	7/19/2004	4.3	200390005	H498	Clone	200339104	N	14	1			3	1	8/5/04	17	12.5	0.48	9/9/2004	1	52	45.2	0.93	0.79
200436403	1	7/19/2004	4.2	200390005	H498	Clone	200339104	N	14	1			3	1	8/5/04	17	11.2	0.41	9/9/2004	1	52	43.4	0.92	0.75
200436404	1	7/19/2004	3.9	200390005	H498	Clone	200339104	N	14	1			3	1	8/5/04	17	12.4	0.50	9/9/2004	1	52	39.0	0.76	0.68
200436405	1	7/19/2004	3.5	200390005	H498	Clone	200339104	N	16	1			3	1	8/5/04	17	11	0.44	9/9/2004	1	52	39.0	0.80	0.68
200438701	2	7/23/2004	3.7	200395515	Duroc	Control	200339105	N	14	1			2	1	8/12/04	20	13.2	0.48	9/14/2004	1	53	44.8	0.96	0.78
200438702	2	7/23/2004	3.5	200395515	Duroc	Control	200339105	N	16	1			2	1	8/12/04	20	12.1	0.43	9/14/2004	1	53	43.0	0.94	0.75
200438703	2	7/23/2004	2.8	200395515	Duroc	Control	200339105	N	16	1			2	1	8/12/04	20	11.5	0.44	9/14/2004	1	53	41.8	0.92	0.74
200438704	2	7/23/2004	2.9	200395515	Duroc	Control	200339105	N	14	1			2	1	8/12/04	20	11.7	0.44	9/14/2004	1	53	40.6	0.88	0.71
200438705	2	7/23/2004	2.7	200395515	Duroc	Control	200339105	N	14	1			2	1	8/12/04	20	13.4	0.54	9/14/2004	1	53	48.8	1.07	0.87
200438706	1	7/23/2004	3.9	200395515	Duroc	Control	200339105	N	12	1			3	1	8/12/04	20	12.5	0.43	9/14/2004	1	53	38.0	0.77	0.64
200438707	1	7/23/2004	3.3	200395515	Duroc	Control	200339105	N	16	1			3	1	8/12/04	20	12.3	0.45	9/14/2004	1	53	43.2	0.94	0.75
200438708	1	7/23/2004	3.3	200395515	Duroc	Control	200339105	N	16	1				0						0				
200438709	1	7/23/2004	2.8	200395515	Duroc	Control	200339105	N	13	1			3	1	8/12/04	20	9.8	0.35	9/14/2004	1	53	37.2	0.83	0.65

Animal	Sex	Birth Date	Weight	Sire	Sire Genetics	Sire Treatment	Dam	Dam Sire Code	Nipples	Abnormality	Disposal Date	Disposal Reason	Sex (after Castration)	Live at weaning	Weaning Date	Age at Weaning	Weaning Weight	ADG at Weaning	Week 8 Weigh Date	Live at 8 weeks	Age at Week 8	Week 8 Weight	Week 8 ADG	Week 8 WDA
200438710	2	7/23/2004	2.6	200395515	Duroc	Control	200339105	N	14	1	7/23/2004	OVRL		0						0				
200438711	1	7/23/2004	3.2	200395515	Duroc	Control	200339105	N	14	1	7/23/2004	STLB		0						0				
200438712	1	7/23/2004	3.5	200395515	Duroc	Control	200339105	N	13	1	7/23/2004	STLB		0						0				
200438714	2	7/23/2004	2.8	200395515	Duroc	Control	200339105	N	14	1	7/23/2004	STLB		0						0				
200432701	2	7/13/2004	4.7	200390003	H498	Clone	200339303	D	12	1			2	1	7/30/04	17	12.7	0.47	9/2/2004	1	51	42.4	0.87	0.74
200432702	2	7/13/2004	4.4	200390003	H498	Clone	200339303	D	13	1			2	1	7/30/04	17	12.4	0.47	9/2/2004	1	51	37.6	0.74	0.65
200432703	1	7/13/2004	4.9	200390003	H498	Clone	200339303	D	14	1			3	1	7/30/04	17	13.9	0.53	9/2/2004	1	51	37.3	0.69	0.64
200432704	1	7/13/2004	4.7	200390003	H498	Clone	200339303	D	14	1			3	1	7/30/04	17	12	0.43	9/2/2004	1	51	31.8	0.58	0.53
200432705	1	7/13/2004	4.4	200390003	H498	Clone	200339303	D	13	1			3	1	7/30/04	17	12.4	0.47	9/2/2004	1	51	37.2	0.73	0.64
200432706	1	7/13/2004	3.9	200390003	H498	Clone	200339303	D	13	1			3	1	7/30/04	17	11	0.42	9/2/2004	1	51	38.8	0.82	0.68
200432707	1	7/13/2004	3.7	200390003	H498	Clone	200339303	D	14	1	7/13/2004	OVRL		0						0				
200432708	2	7/13/2004	3.5	200390003	H498	Clone	200339303	D	13	1	7/13/2004	OVRL		0						0				
200432709	2	7/13/2004	3.1	200390003	H498	Clone	200339303	D	14	1	7/13/2004	STLB		0						0				
200432710	1	7/13/2004	4.0	200390003	H498	Clone	200339303	D	14	1	7/13/2004	STLB		0						0				
200434801	2	7/17/2004	3.9	200395515	Duroc	Clone	200339403	H	16	1			2	1	8/5/04	19	14.1	0.54	9/7/2004	1	52	45.0	0.94	0.79
200434802	2	7/17/2004	3.8	200395515	Duroc	Control	200339403	H	12	1			2	1	8/5/04	19	14.1	0.54	9/7/2004	1	52	36.6	0.68	0.63
200434803	2	7/17/2004	3.2	200395515	Duroc	Control	200339403	H	15	1			2	1	8/5/04	19	14.1	0.57	9/7/2004	1	52	42.2	0.85	0.75
200434804	2	7/17/2004	2.8	200395515	Duroc	Control	200339403	H	14	1			2	1	8/5/04	19	12.6	0.52	9/7/2004	1	52	38.8	0.79	0.69
200434805	2	7/17/2004	2.5	200395515	Duroc	Control	200339403	H	14	1			2	1	8/5/04	19	10.5	0.42	9/7/2004	1	52	31.0	0.62	0.55
200434806	1	7/17/2004	4.2	200395515	Duroc	Control	200339403	H	13	1			3	1	8/5/04	19	13.7	0.50	9/7/2004	1	52	40.8	0.82	0.70
200434807	1	7/17/2004	3.8	200395515	Duroc	Control	200339403	H	13	1			3	1	8/5/04	19	12.8	0.47	9/7/2004	1	52	43.6	0.93	0.77
200434808	1	7/17/2004	3.5	200395515	Duroc	Control	200339403	H	16	1			3	1	8/5/04	19	13.6	0.53	9/7/2004	1	52	44.0	0.92	0.78
200434809	1	7/17/2004	3.3	200395515	Duroc	Control	200339403	H	14	1			3	1	8/5/04	19	11	0.41	9/7/2004	1	52	37.4	0.80	0.66
200434810	2	7/17/2004	3.5	200395515	Duroc	Control	200339403	H	14	1	7/17/2004	OVRL		0						0				
200438401	2	7/23/2004	3.9	200398128	Duroc	Control	200339603	N	14	1			2	1	8/6/04	14	6.9	0.21	9/9/2004	1	48	35.6	0.84	0.66
200438402	2	7/23/2004	3.9	200398128	Duroc	Control	200339603	N	13	1			2	1	8/6/04	14	4.2	0.02	9/7/2004	1	46	32.4	0.88	0.62
200438403	2	7/23/2004	3.5	200398128	Duroc	Control	200339603	N	14	1			2	1	8/6/04	14	10.1	0.47	9/9/2004	1	48	32.8	0.67	0.61
200438404	1	7/23/2004	4.4	200398128	Duroc	Control	200339603	N	14	1			3	1	8/12/04	20	13	0.43	9/14/2004	1	53	48.8	1.08	0.84
200438405	1	7/23/2004	3.4	200398128	Duroc	Control	200339603	N	12	6			3	1	8/12/04	20	12.6	0.46	9/14/2004	1	53	38.6	0.79	0.66
200438406	1	7/23/2004	3.5	200398128	Duroc	Control	200339603	N	13	1			3	1	8/6/04	14	11.2	0.55	9/9/2004	1	48	37.0	0.76	0.70
200438407	1	7/23/2004	3.7	200398128	Duroc	Control	200339603	N	13	1			3	1	8/12/04	20	13.4	0.49	9/14/2004	1	53	49.0	1.08	0.85
200438408	1	7/23/2004	3.7	200398128	Duroc	Control	200339603	N	14	1			3	1	8/12/04	20	12.6	0.45	9/14/2004	1	53	42.6	0.91	0.73
200438409	1	7/23/2004	3.4	200398128	Duroc	Control	200339603	N	14	1			3	1	8/12/04	20	14	0.53	9/14/2004	1	53	47.4	1.01	0.83
200438410	1	7/23/2004	3.3	200398128	Duroc	Control	200339603	N	11	1			3	1	8/12/04	20	11	0.39	9/14/2004	1	53	35.6	0.75	0.61
200438411	1	7/23/2004	3.4	200398128	Duroc	Control	200339603	N	14	1			3	1	8/12/04	20	10.8	0.37	9/14/2004	1	53	39.0	0.85	0.67
200438412	1	7/23/2004	3.5	200398128	Duroc	Control	200339603	N	13	1			3	1	8/12/04	20	10.4	0.35	9/14/2004	1	53	38.0	0.84	0.65
200438413	1	7/23/2004	3.5	200398128	Duroc	Control	200339603	N	14	1			3	1	8/12/04	20	8.4	0.25	9/14/2004	1	53	35.8	0.83	0.61
200438414	1	7/23/2004	3.0	200398128	Duroc	Control	200339603	N	12	1			3	1	8/12/04	20	9.9	0.35	9/14/2004	1	53	37.8	0.85	0.66
200438101	2	7/23/2004	3.8	200390007	Duroc	Clone	200339704	J	14	1			2	1	8/6/04	14	10.4	0.47	9/9/2004	1	48	39.0	0.84	0.73
200438102	2	7/23/2004	3.5	200390007	Duroc	Clone	200339704	J	12	1			2	1	8/6/04	14	10.9	0.53	9/9/2004	1	48	40.8	0.88	0.78
200438103	2	7/23/2004	3.5	200390007	Duroc	Clone	200339704	J	12	6			2	1	8/6/04	14	8.8	0.38	9/9/2004	1	48	37.4	0.84	0.71
200438104	2	7/23/2004	3.4	200390007	Duroc	Clone	200339704	J	14	1			2	1	8/6/04	14	11.2	0.56	9/9/2004	1	48	39.2	0.82	0.75
200438105	2	7/23/2004	3.3	200390007	Duroc	Clone	200339704	J	14	1			2	1	8/6/04	14	9.3	0.43	9/9/2004	1	48	37.8	0.84	0.72
200438106	1	7/23/2004	4.1	200390007	Duroc	Clone	200339704	J	12	1			3	1	8/6/04	14	11.1	0.50	9/9/2004	1	48	44.6	0.99	0.84
200438107	1	7/23/2004	3.6	200390007	Duroc	Clone	200339704	J	13	1			3	1	8/6/04	14	10.9	0.52	9/9/2004	1	48	37.0	0.77	0.70
200438108	1	7/23/2004	3.6	200390007	Duroc	Clone	200339704	J	16	1	7/23/2004	STLB		0						0				
200438109	2	7/23/2004	3.4	200390007	Duroc	Clone	200339704	J	12	1	7/23/2004	STLB		0						0				
200438110	2	7/23/2004	2.9	200390007	Duroc	Clone	200339704	J	12	1	7/23/2004	STLB		0						0				
200436301	2	7/19/2004	3.7	200395515	Duroc	Control	200340001	A	14	1			2	1	8/5/04	17	10.5	0.40	9/9/2004	1	52	32.4	0.63	0.55
200436302	2	7/19/2004	3.3	200395515	Duroc	Control	200340001	A	14	1			2	1	8/5/04	17	9.2	0.35	9/9/2004	1	52	37.6	0.81	0.66
200436303	2	7/19/2004	3.3	200395515	Duroc	Control	200340001	A	14	1			2	1	8/5/04	17	11.7	0.49	9/9/2004	1	52	43.6	0.91	0.78

Animal	Sex	Birth Date	Weight	Sire	Sire Genetics	Sire Treatment	Dam	Dam Sire Code	Nipples	Abnormality	Disposal Date	Disposal Reason	Sex (after Castration)	Live at weaning	Weaning Date	Age at Weaning	Weaning Weight	ADG at Weaning	Week 8 Weigh Date	Live at 8 weeks	Age at Week 8	Week 8 Weight	Week 8 ADG	Week 8 WDA
200436306	2	7/19/2004	2.8	200395515	Duroc	Control	200340001	A	12	1			2	1	8/5/04	17	10.3	0.44	9/9/2004	1	52	37.4	0.77	0.67
200436307	2	7/19/2004	2.7	200395515	Duroc	Control	200340001	A	15	1			2	1	8/5/04	17	10	0.43	9/9/2004	1	52	40.2	0.86	0.72
200436308	2	7/19/2004	2.5	200395515	Duroc	Control	200340001	A	12	1				0						0				
200436309	1	7/19/2004	3.2	200395515	Duroc	Control	200340001	A	14	1			3	1	8/5/04	17	11.8	0.51	9/9/2004	1	52	38.8	0.77	0.68
200436310	1	7/19/2004	2.4	200395515	Duroc	Control	200340001	A	13	1			3	1	8/5/04	17	9.7	0.43	9/9/2004	1	52	35.6	0.74	0.64
200436311	1	7/19/2004	2.3	200395515	Duroc	Control	200340001	A	14	1			3	1	8/5/04	17	8.1	0.34	9/9/2004	1	52	33.2	0.72	0.59
200436312	1	7/19/2004	2.3	200395515	Duroc	Control	200340001	A	14	1			3	1	8/5/04	17	9.2	0.41	9/9/2004	1	52	27.2	0.51	0.48
200436313	2	7/19/2004	3.4	200395515	Duroc	Control	200340001	A	13	1	7/19/2004	OVRL		0						0				
200434301	2	7/15/2004	3.7	200395515	Duroc	Control	200340204	M	14	1			2	1	7/30/04	15	11.1	0.49	9/2/2004	1	49	41.2	0.89	0.77
200434302	2	7/15/2004	3.1	200395515	Duroc	Control	200340204	M	14	1			2	1	7/30/04	15	9.1	0.40	9/2/2004	1	49	31.6	0.66	0.58
200434303	2	7/15/2004	3.0	200395515	Duroc	Control	200340204	M	13	1			2	1	7/30/04	15	9.7	0.45	9/2/2004	1	49	30.4	0.61	0.56
200434304	1	7/15/2004	3.6	200395515	Duroc	Control	200340204	M	13	1			3	1	7/30/04	15	8	0.29	9/2/2004	1	49	29.8	0.64	0.53
200434305	1	7/15/2004	4.0	200395515	Duroc	Control	200340204	M	13	1			3	1	7/30/04	15	12.4	0.56	9/2/2004	1	49	41.4	0.85	0.76
200434306	1	7/15/2004	3.5	200395515	Duroc	Control	200340204	M	12	1			3	1	7/30/04	15	9.9	0.43	9/2/2004	1	49	32.0	0.65	0.58
200434307	1	7/15/2004	2.9	200395515	Duroc	Control	200340204	M	14	1	8/13/2004	SEPT	3	1	7/30/04	15	10.3	0.49		0				
200434308	1	7/15/2004	3.2	200395515	Duroc	Control	200340204	M	13	1			3	1	7/30/04	15	9	0.39	9/2/2004	1	49	30.2	0.62	0.55
200434309	1	7/15/2004	3.0	200395515	Duroc	Control	200340204	M	13	1			3	1	7/30/04	15	10.7	0.51	9/2/2004	1	49	28.6	0.53	0.52
200434310	1	7/15/2004	2.6	200395515	Duroc	Control	200340204	M	12	1			3	1	7/30/04	15	8.4	0.39	9/2/2004	1	49	28.4	0.59	0.53
200434311	2	7/15/2004	3.0	200395515	Duroc	Control	200340204	M	13	1	7/15/2004	STLB		0						0				
200436601	2	7/20/2004	3.8	200390007	Duroc	Clone	200340206	M	14	1			2	1	8/5/04	16	12	0.51	9/9/2004	1	51	45.4	0.95	0.82
200436602	2	7/20/2004	3.3	200390007	Duroc	Clone	200340206	M	15	1			2	1	8/5/04	16	11.2	0.49	9/9/2004	1	51	46.4	1.01	0.85
200436603	2	7/20/2004	3.0	200390007	Duroc	Clone	200340206	M	14	1			2	1	8/6/04	17	11.8	0.52	9/9/2004	1	51	42.8	0.91	0.78
200436604	2	7/20/2004	2.9	200390007	Duroc	Clone	200340206	M	13	1			2	1	8/6/04	17	11.5	0.51	9/9/2004	1	51	38.8	0.80	0.70
200436605	1	7/20/2004	4.5	200390007	Duroc	Clone	200340206	M	14	1			3	1	8/6/04	17	12.2	0.45	9/9/2004	1	51	41.6	0.86	0.73
200436606	1	7/20/2004	4.0	200390007	Duroc	Clone	200340206	M	12	1			3	1	8/6/04	17	13.1	0.54	9/9/2004	1	51	46.6	0.99	0.84
200436607	1	7/20/2004	3.8	200390007	Duroc	Clone	200340206	M	15	1			3	1	8/6/04	17	13.1	0.55	9/9/2004	1	51	41.4	0.83	0.74
200436608	1	7/20/2004	4.1	200390007	Duroc	Clone	200340206	M	14	1			3	1	8/6/04	17	14.5	0.61	9/9/2004	1	51	48.4	1.00	0.87
200436609	1	7/20/2004	4.0	200390007	Duroc	Clone	200340206	M	15	1			3	1	8/6/04	17	13.8	0.58	9/9/2004	1	51	47.6	0.99	0.85
200436610	1	7/20/2004	3.5	200390007	Duroc	Clone	200340206	M	14	1			3	1	8/6/04	17	12.4	0.52	9/9/2004	1	51	42.8	0.89	0.77
200436611	1	7/20/2004	3.5	200390007	Duroc	Clone	200340206	M	13	1			3	1	8/6/04	17	11	0.44	9/9/2004	1	51	40.0	0.85	0.72
200436612	1	7/20/2004	3.1	200390007	Duroc	Clone	200340206	M	14	1			3	1	8/6/04	17	11.1	0.47	9/9/2004	1	51	45.8	1.02	0.84
200437301	2	7/22/2004	4.1	200395515	Duroc	Control	200340702	J	14	1			2	1	8/6/04	15	9.3	0.35	9/9/2004	1	49	43.4	1.00	0.80
200437302	2	7/22/2004	4.0	200395515	Duroc	Control	200340702	J	15	1			2	1	8/6/04	15	8.9	0.33	9/9/2004	1	49	33.0	0.71	0.59
200437303	2	7/22/2004	4.1	200395515	Duroc	Control	200340702	J	15	1			2	1	8/6/04	15	10.3	0.41	9/9/2004	1	49	41.4	0.91	0.76
200437304	1	7/22/2004	4.6	200395515	Duroc	Control	200340702	J	14	1			3	1	8/6/04	15	11.4	0.45	9/9/2004	1	49	40.4	0.85	0.73
200437305	1	7/22/2004	3.9	200395515	Duroc	Control	200340702	J	14	1			3	1	8/6/04	15	9.3	0.36	9/9/2004	1	49	39.2	0.88	0.72
200437306	1	7/22/2004	4.0	200395515	Duroc	Control	200340702	J	15	1			3	1	8/6/04	15	11	0.47	9/9/2004	1	49	47.8	1.08	0.89
200437307	1	7/22/2004	4.1	200395515	Duroc	Control	200340702	J	16	1			3	1	8/6/04	15	11.4	0.49	9/9/2004	1	49	41.6	0.89	0.77
200437308	1	7/22/2004	3.8	200395515	Duroc	Control	200340702	J	15	1			3	1	8/6/04	15	8.8	0.33	9/9/2004	1	49	35.4	0.78	0.64
200437309	1	7/22/2004	3.7	200395515	Duroc	Control	200340702	J	15	1			3	1	8/6/04	15	8.7	0.33	9/9/2004	1	49	39.4	0.90	0.73
200437310	2	7/22/2004	3.4	200395515	Duroc	Control	200340702	J	14	1	7/22/2004	OVRL		0						0				
200440601	2	7/25/2004	3.8	200398128	Duroc	Control	200340901	F	14	1			2	1	8/13/04	19	14.3	0.55	9/15/2004	1	52	50.4	1.09	0.90
200440602	2	7/25/2004	3.3	200398128	Duroc	Control	200340901	F	14	1			2	1	8/13/04	19	13.6	0.54	9/15/2004	1	52	50.4	1.12	0.91
200440603	1	7/25/2004	4.0	200398128	Duroc	Control	200340901	F	12	1			3	1	8/13/04	19	14.2	0.54	9/15/2004	1	52	41.9	0.84	0.73
200440604	1	7/25/2004	3.9	200398128	Duroc	Control	200340901	F	14	1			3	1	8/13/04	19	14.2	0.54	9/15/2004	1	52	47.8	1.02	0.84
200440605	1	7/25/2004	3.7	200398128	Duroc	Control	200340901	F	17	6			3	1	8/13/04	19	11.6	0.42	9/15/2004	1	52	48.8	1.13	0.87
200440606	1	7/25/2004	3.5	200398128	Duroc	Control	200340901	F	15	1			3	1	8/13/04	19	12.9	0.49	9/15/2004	1	52	41.8	0.88	0.74
200440607	1	7/25/2004	3.7	200398128	Duroc	Control	200340901	F	15	6			3	1	8/13/04	19	13.3	0.51	9/15/2004	1	52	48.3	1.06	0.86
200440608	1	7/25/2004	3.4	200398128	Duroc	Control	200340901	F	15	1			3	1	8/13/04	19	11.9	0.45	9/15/2004	1	52	25.2	0.40	0.42
200440609	1	7/25/2004	2.9	200398128	Duroc	Control	200340901	F	15	1			3	1	8/13/04	19	10.8	0.42	9/15/2004	1	52	39.1	0.86	0.70
200440610	1	7/25/2004	3.1	200398128	Duroc	Control	200340901	F	14	1	7/25/2004	STLB		0						0				

Animal	Sex	Birth Date	Weight	Sire	Sire Genetics	Sire Treatment	Dam	Dam Sire Code	Nipples	Abnormality	Disposal Date	Disposal Reason	Sex (after Castration)	Live at weaning	Weaning Date	Age at Weaning	Weaning Weight	ADG at Weaning	Week 8 Weigh Date	Live at 8 weeks	Age at Week 8	Week 8 Weight	Week 8 ADG	Week 8 WDA
200433301	2	7/13/2004	2.7	200190498	H498	Control	200340902	F	14	1			2	1	7/30/04	17	10.3	0.45	9/2/2004	1	51	33.4	0.68	0.60
200433302	2	7/13/2004	2.7	200190498	H498	Control	200340902	F	14	1			2	1	7/30/04	17	6.8	0.24	9/2/2004	1	51	23.4	0.49	0.41
200433303	2	7/13/2004	2.6	200190498	H498	Control	200340902	F	14	1			2	1	7/30/04	17	6.8	0.25	9/2/2004	1	51	22.0	0.45	0.38
200433304	2	7/13/2004	2.3	200190498	H498	Control	200340902	F	14	1			2	1	7/30/04	17	3.2	0.05	9/1/2004	1	50	18.8	0.47	0.33
200433305	2	7/13/2004	1.9	200190498	H498	Control	200340902	F	14	1			2	1	7/30/04	17	6.6	0.28	9/2/2004	1	51	19.8	0.39	0.35
200433306	1	7/13/2004	3.1	200190498	H498	Control	200340902	F	14	1			3	1	7/30/04	17	9.8	0.39	9/2/2004	1	51	35.2	0.75	0.63
200433307	1	7/13/2004	2.8	200190498	H498	Control	200340902	F	14	1			3	1	7/30/04	17	9.3	0.38	9/2/2004	1	51	34.6	0.74	0.62
200433308	2	7/13/2004	3.3	200190498	H498	Control	200340902	F	15	1	7/13/2004	OVRL		0						0				
200433309	1	7/13/2004	3.3	200190498	H498	Control	200340902	F	14	1	7/13/2004	OVRL		0						0				
200433310	1	7/13/2004	3.5	200190498	H498	Control	200340902	F	15	1	7/13/2004	OVRL		0						0				
200433311	1	7/13/2004	0.9	200190498	H498	Control	200340902	F	13	1	7/13/2004	OVRL		0						0				
200433312	1	7/13/2004	2.5	200190498	H498	Control	200340902	F	14	1	7/13/2004	STLB		0						0				
200431501	2	7/10/2004	4.0	200390002	H498	Clone	200340903	F	14	1			2	1	7/27/04	17	10.6	0.39	9/1/2004	1	53	38.4	0.77	0.65
200431502	2	7/10/2004	3.7	200390002	H498	Clone	200340903	F	15	1			2	1	7/27/04	17	13.4	0.57	9/1/2004	1	53	46.2	0.91	0.80
200431503	2	7/10/2004	3.3	200390002	H498	Clone	200340903	F	13	1			2	1	7/27/04	17	14	0.63	9/1/2004	1	53	42.0	0.78	0.73
200431504	1	7/10/2004	3.9	200390002	H498	Clone	200340903	F	14	1			3	1	7/27/04	17	13.7	0.58	9/1/2004	1	53	46.2	0.90	0.80
200431505	1	7/10/2004	3.8	200390002	H498	Clone	200340903	F	14	1			8	1	7/27/04	17	8.7	0.29	9/1/2004	1	53	41.0	0.90	0.70
200431506	1	7/10/2004	3.8	200390002	H498	Clone	200340903	F	15	1			3	1	7/27/04	17	14.6	0.64	9/1/2004	1	53	44.0	0.82	0.76
200430901	2	7/8/2004	3.9	200390003	H498	Clone	200340904	F	14	1				0						0				
200430902	1	7/8/2004	4.0	200390003	H498	Clone	200340904	F	14	1			3	1	7/27/04	19	11.8	0.41	9/1/2004	1	55	44.2	0.90	0.73
200430903	1	7/8/2004	3.7	200390003	H498	Clone	200340904	F	13	1			3	1	7/27/04	19	12.7	0.47	9/1/2004	1	55	43.6	0.86	0.73
200430904	1	7/8/2004	3.6	200390003	H498	Clone	200340904	F	14	1				0						0				
200430905	1	7/8/2004	3.3	200390003	H498	Clone	200340904	F	14	1			3	1	7/27/04	19	11.1	0.41	9/1/2004	1	55	48.8	1.05	0.83
200430906	1	7/8/2004	3.1	200390003	H498	Clone	200340904	F	14	1			3	1	7/27/04	19	11.7	0.45	9/1/2004	1	55	47.6	1.00	0.81
200430907	1	7/8/2004	4.0	200390003	H498	Clone	200340904	F	14	1	7/9/2004	WEAK		0						0				
200430908	1	7/8/2004	3.7	200390003	H498	Clone	200340904	F	14	1	7/8/2004	STLB		0						0				
200430909	1	7/8/2004	4.4	200390003	H498	Clone	200340904	F	16	1	7/8/2004	STLB		0						0				
200430910	1	7/8/2004	3.5	200390003	H498	Clone	200340904	F	14	1	7/8/2004	STLB		0						0				
200430911	2	7/8/2004	4.0	200390003	H498	Clone	200340904	F	16	1	7/8/2004	STLB		0						0				
200430912	1	7/8/2004	4.1	200390003	H498	Clone	200340904	F	14	1	7/8/2004	STLB		0						0				
200438601	2	7/23/2004	3.3	200390007	Duroc	Clone	200340906	F	14	1			2	1	8/12/04	20	14.4	0.56	9/14/2004	1	53	45.0	0.93	0.79
200438602	2	7/23/2004	3.1	200390007	Duroc	Clone	200340906	F	14	1			2	1	8/12/04	20	11.7	0.43	9/14/2004	1	53	41.4	0.90	0.72
200438603	2	7/23/2004	3.1	200390007	Duroc	Clone	200340906	F	15	1			2	1	8/12/04	20	11.6	0.43	9/14/2004	1	53	40.0	0.86	0.70
200438604	2	7/23/2004	2.8	200390007	Duroc	Clone	200340906	F	14	1			2	1	8/12/04	20	11.3	0.43	9/14/2004	1	53	41.4	0.91	0.73
200438605	2	7/23/2004	2.7	200390007	Duroc	Clone	200340906	F	15	1			2	1	8/12/04	20	12.3	0.48	9/14/2004	1	53	42.4	0.91	0.75
200438606	2	7/23/2004	2.6	200390007	Duroc	Clone	200340906	F	14	1			2	1	8/12/04	20	9.6	0.35	9/14/2004	1	53	36.6	0.82	0.64
200438607	1	7/23/2004	3.5	200390007	Duroc	Clone	200340906	F	14	1			3	1	8/12/04	20	12	0.43	9/14/2004	1	53	42.0	0.91	0.73
200438608	1	7/23/2004	3.3	200390007	Duroc	Clone	200340906	F	14	1			3	1	8/12/04	20	11.3	0.40	9/14/2004	1	53	42.2	0.94	0.73
200438609	1	7/23/2004	2.6	200390007	Duroc	Clone	200340906	F	14	1			3	1	8/12/04	20	11.6	0.45	9/14/2004	1	53	39.2	0.84	0.69
200438610	1	7/23/2004	2.5	200390007	Duroc	Clone	200340906	F	14	1			3	1	8/12/04	20	10.2	0.39	9/14/2004	1	53	28.8	0.56	0.50
200438611	1	7/23/2004	2.3	200390007	Duroc	Clone	200340906	F	14	1			3	1	8/12/04	20	9.5	0.36	9/14/2004	1	53	36.8	0.83	0.65
200438612	1	7/23/2004	3.5	200390007	Duroc	Clone	200340906	F	12	1	7/23/2004	STLB		0						0				
200438613	1	7/23/2004	3.3	200390007	Duroc	Clone	200340906	F	12	1	7/23/2004	STLB		0						0				
200438614	2	7/23/2004	2.7	200390007	Duroc	Clone	200340906	F	14	1	7/23/2004	STLB		0						0				
200433601	2	7/13/2004	4.6	200390003	H498	Clone	200341201	M	14	1			2	1	7/30/04	17	16.9	0.72	9/2/2004	1	51	45.0	0.83	0.79
200433602	2	7/13/2004	4.0	200390003	H498	Clone	200341201	M	14	1			2	1	7/30/04	17	13.3	0.55	9/2/2004	1	51	44.0	0.90	0.78
200433603	2	7/13/2004	3.5	200390003	H498	Clone	200341201	M	12	1			2	1	7/30/04	17	12.5	0.53	9/2/2004	1	51	41.8	0.86	0.75
200433604	2	7/13/2004	3.3	200390003	H498	Clone	200341201	M	14	1			2	1	7/30/04	17	12.4	0.54	9/2/2004	1	51	36.8	0.72	0.66
200433605	1	7/13/2004	4.8	200390003	H498	Clone	200341201	M	14	1			3	1	7/30/04	17	15.5	0.63	9/2/2004	1	51	51.0	1.04	0.91
200433606	1	7/13/2004	4.2	200390003	H498	Clone	200341201	M	14	1	7/13/2004	OVRL		0						0				
200433607	2	7/13/2004	3.7	200390003	H498	Clone	200341201	M	12	1	7/13/2004	OVRL		0						0				

Animal	Sex	Birth Date	Weight	Sire	Sire Genetics	Sire Treatment	Dam	Dam Sire Code	Nipples	Abnormality	Disposal Date	Disposal Reason	Sex (after Castration)	Live at weaning	Weaning Date	Age at Weaning	Weaning Weight	ADG at Weaning	Week 8 Weigh Date	Live at 8 weeks	Age at Week 8	Week 8 Weight	Week 8 ADG	Week 8 WDA
200433608	2	7/13/2004	3.2	200390003	H498	Clone	200341201	M	14	1	7/13/2004	OVRL		0						0				
200433609	2	7/13/2004	3.1	200390003	H498	Clone	200341201	M	15	1	7/13/2004	STLB		0						0				
200433001	2	7/13/2004	3.1	200390003	H498	Clone	200341501	H	14	1			2	1	7/30/04	17	12.9	0.58	9/2/2004	1	51	34.4	0.63	0.61
200433002	2	7/13/2004	3.1	200390003	H498	Clone	200341501	H	14	1			2	1	7/30/04	17	11	0.46	9/2/2004	1	51	32.4	0.63	0.57
200433003	2	7/13/2004	2.7	200390003	H498	Clone	200341501	H	14	1			2	1	7/30/04	17	8.7	0.35	9/2/2004	1	51	29.6	0.61	0.53
200433004	1	7/13/2004	3.3	200390003	H498	Clone	200341501	H	14	1			3	1	7/30/04	17	9.2	0.35	9/2/2004	1	51	34.6	0.75	0.61
200433005	1	7/13/2004	3.1	200390003	H498	Clone	200341501	H	15	1			3	1	7/30/04	17	9.4	0.37	9/2/2004	1	51	33.4	0.71	0.59
200433006	1	7/13/2004	3.1	200390003	H498	Clone	200341501	H	12	1			3	1	7/30/04	17	9.4	0.37	9/2/2004	1	51	28.8	0.57	0.50
200433007	1	7/13/2004	2.9	200390003	H498	Clone	200341501	H	12	1			2	1	7/30/04	17	9.4	0.38	9/2/2004	1	51	31.4	0.65	0.56
200433008	1	7/13/2004	3.2	200390003	H498	Clone	200341501	H	15	1			3	1	7/30/04	17	9	0.34	9/2/2004	1	51	29.0	0.59	0.51
200433009	1	7/13/2004	2.8	200390003	H498	Clone	200341501	H	14	1				0						0				
200433010	1	7/13/2004	2.0	200390003	H498	Clone	200341501	H	12	1			3	1	7/30/04	17	5.8	0.22	9/1/2004	1	50	24.6	0.57	0.45
200433011	1	7/13/2004	1.7	200390003	H498	Clone	200341501	H	16	1			3	1	7/30/04	17	6.6	0.29	9/1/2004	1	50	18.8	0.37	0.34
200433012	2	7/13/2004	2.9	200390003	H498	Clone	200341501	H	15	1	7/13/2004	OVRL		0						0				
200433013	1	7/13/2004	2.9	200390003	H498	Clone	200341501	H	13	1	7/13/2004	OVRL		0						0				
200433014	1	7/13/2004	2.3	200390003	H498	Clone	200341501	H	14	1	7/13/2004	OVRL		0						0				
200433015	1	7/13/2004	2.0	200390003	H498	Clone	200341501	H	13	1	7/13/2004	OVRL		0						0				
200440901	2	7/26/2004	3.2	200398128	Duroc	Control	200341702	K	14	1			2	1	8/13/04	18	9.6	0.36	9/15/2004	1	51	37.7	0.85	0.68
200440902	2	7/26/2004	2.9	200398128	Duroc	Control	200341702	K	14	1			2	1	8/13/04	18	10.4	0.42	9/15/2004	1	51	41.5	0.94	0.76
200440903	2	7/26/2004	2.9	200398128	Duroc	Control	200341702	K	12	1			2	1	8/13/04	18	9.6	0.37	9/15/2004	1	51	34.8	0.76	0.63
200440904	2	7/26/2004	2.7	200398128	Duroc	Control	200341702	K	14	1				0						0				
200440905	2	7/26/2004	2.3	200398128	Duroc	Control	200341702	K	12	1			2	1	8/13/04	18	5.8	0.19	9/15/2004	1	51	27.7	0.66	0.50
200440906	2	7/26/2004	2.3	200398128	Duroc	Control	200341702	K	13	1			2	1	8/13/04	18	9.7	0.41	9/15/2004	1	51	39.2	0.89	0.72
200440907	1	7/26/2004	3.2	200398128	Duroc	Control	200341702	K	14	1			3	1	8/13/04	18	10.5	0.41	9/15/2004	1	51	37.4	0.82	0.67
200440908	1	7/26/2004	3.0	200398128	Duroc	Control	200341702	K	15	1			3	1	8/13/04	18	10.1	0.39	9/15/2004	1	51	38.5	0.86	0.70
200440909	1	7/26/2004	2.8	200398128	Duroc	Control	200341702	K	14	1			3	1	8/13/04	18	9.8	0.39	9/15/2004	1	51	36.6	0.81	0.66
200440910	1	7/26/2004	2.8	200398128	Duroc	Control	200341702	K	13	1			3	1	8/13/04	18	9.7	0.38	9/15/2004	1	51	38.6	0.88	0.70
200440911	1	7/26/2004	2.6	200398128	Duroc	Control	200341702	K	14	1			3	1	8/13/04	18	8.1	0.31	9/15/2004	1	51	29.3	0.64	0.52
200440912	1	7/26/2004	2.5	200398128	Duroc	Control	200341702	K	15	1			3	1	8/13/04	18	8.7	0.34	9/15/2004	1	51	31.7	0.70	0.57
200440913	1	7/26/2004	1.8	200398128	Duroc	Control	200341702	K	15	1			3	1	8/13/04	18	8.4	0.37	9/15/2004	1	51	36.0	0.84	0.67
200432101	2	7/12/2004	4.2	200390003	H498	Clone	200342004	A	16	1			2	1	7/27/04	15	12.3	0.54	9/1/2004	1	51	38.4	0.73	0.67
200432102	2	7/12/2004	3.9	200390003	H498	Clone	200342004	A	14	1			2	1	7/27/04	15	11.9	0.53	9/1/2004	1	51	32.4	0.57	0.56
200432103	2	7/12/2004	3.6	200390003	H498	Clone	200342004	A	15	1			2	1	7/27/04	15	10.1	0.43	9/1/2004	1	51	35.2	0.70	0.62
200432104	1	7/12/2004	4.3	200390003	H498	Clone	200342004	A	14	1			3	1	7/27/04	15	12.3	0.53	9/1/2004	1	51	34.4	0.61	0.59
200432105	1	7/12/2004	3.9	200390003	H498	Clone	200342004	A	15	1			3	1	7/27/04	15	11.7	0.52	9/1/2004	1	51	34.8	0.64	0.61
200432106	1	7/12/2004	4.0	200390003	H498	Clone	200342004	A	14	1			3	1	7/27/04	15	13.9	0.66	9/1/2004	1	51	40.0	0.73	0.71
200432107	1	7/12/2004	3.8	200390003	H498	Clone	200342004	A	14	1				0						0				
200432108	1	7/12/2004	3.9	200390003	H498	Clone	200342004	A	14	1			3	1	7/27/04	15	12.8	0.59	9/1/2004	1	51	38.0	0.70	0.67
200432109	1	7/12/2004	3.9	200390003	H498	Clone	200342004	A	14	1			3	1	7/27/04	15	12.3	0.56	9/1/2004	1	51	32.6	0.56	0.56
200432110	1	7/12/2004	2.7	200390003	H498	Clone	200342004	A	14	1	7/12/2004	OVRL		0						0				
200432111	1	7/12/2004	2.8	200390003	H498	Clone	200342004	A	16	1	7/12/2004	OVRL		0						0				
200432112	1	7/12/2004	2.9	200390003	H498	Clone	200342004	A	15	1	7/12/2004	OVRL		0						0				
200432113	2	7/12/2004	2.5	200390003	H498	Clone	200342004	A	14	1	7/12/2004	OVRL		0						0				
200437501	2	7/22/2004	3.2	200390007	Duroc	Clone	200342201	K	13	1			2	1	8/6/04	15	9.4	0.41	9/9/2004	1	49	40.6	0.92	0.76
200437502	2	7/22/2004	3.0	200390007	Duroc	Clone	200342201	K	15	1			2	1	8/6/04	15	10	0.47	9/9/2004	1	49	39.4	0.86	0.74
200437503	2	7/22/2004	2.7	200390007	Duroc	Clone	200342201	K	15	6				0						0				
200437504	1	7/22/2004	4.0	200390007	Duroc	Clone	200342201	K	14	1			3	1	8/6/04	15	10.6	0.44	9/9/2004	1	49	37.6	0.79	0.69
200437505	1	7/22/2004	3.9	200390007	Duroc	Clone	200342201	K	12	1			3	1	8/6/04	15	12.1	0.55	9/9/2004	1	49	44.2	0.94	0.82
200437506	1	7/22/2004	3.7	200390007	Duroc	Clone	200342201	K	13	1			3	1	8/6/04	15	9.9	0.41	9/9/2004	1	49	37.6	0.81	0.69
200437507	1	7/22/2004	3.5	200390007	Duroc	Clone	200342201	K	13	1			3	1	8/6/04	15	11	0.50	9/9/2004	1	49	47.8	1.08	0.90
200437508	1	7/22/2004	3.3	200390007	Duroc	Clone	200342201	K	14	1				0						0				

Animal	Sex	Birth Date	Weight	Sire	Sire Genetics	Sire Treatment	Dam	Dam Sire Code	Nipples	Abnormality	Disposal Date	Disposal Reason	Sex (after Castration)	Live at weaning	Weaning Date	Age at Weaning	Weaning Weight	ADG at Weaning	Week 8 Weigh Date	Live at 8 weeks	Age at Week 8	Week 8 Weight	Week 8 ADG	Week 8 WDA
200437509	1	7/22/2004	3.0	200390007	Duroc	Clone	200342201	K	14	1			3	1	8/6/04	15	10.1	0.47	9/9/2004	1	49	38.4	0.83	0.72
200437510	1	7/22/2004	3.0	200390007	Duroc	Clone	200342201	K	14	1			3	1	8/6/04	15	9.7	0.45	9/9/2004	1	49	35.2	0.75	0.66
200437511	1	7/22/2004	3.0	200390007	Duroc	Clone	200342201	K	13	1	7/22/2004	OVRL		0						0				
200430501	2	7/7/2004	4.0	200190498	H498	Control	200342304	H	14	1			2	1	7/27/04	20	12.4	0.42	9/1/2004	1	56	38.0	0.71	0.61
200430502	2	7/7/2004	3.7	200190498	H498	Control	200342304	H	13	1			2	1	7/27/04	20	9.9	0.31	9/1/2004	1	56	36.8	0.75	0.59
200430503	2	7/7/2004	3.1	200190498	H498	Control	200342304	H	14	1			2	1	7/27/04	20	8.5	0.27	9/1/2004	1	56	35.8	0.76	0.58
200430504	2	7/7/2004	3.2	200190498	H498	Control	200342304	H	12	1			2	1	7/27/04	20	10.1	0.35	9/1/2004	1	56	28.4	0.51	0.45
200430505	2	7/7/2004	2.9	200190498	H498	Control	200342304	H	15	1			2	1	7/27/04	20	8.4	0.28	9/1/2004	1	56	32.4	0.67	0.53
200430506	2	7/7/2004	2.7	200190498	H498	Control	200342304	H	14	1			2	1	7/27/04	20	8.5	0.29	9/1/2004	1	56	34.2	0.71	0.56
200430507	1	7/7/2004	3.8	200190498	H498	Control	200342304	H	14	1			3	1	7/27/04	20	10.1	0.32	9/1/2004	1	56	32.4	0.62	0.51
200430508	1	7/7/2004	3.7	200190498	H498	Control	200342304	H	14	1			3	1	7/27/04	20	9.7	0.30	9/1/2004	1	56	36.4	0.74	0.58
200430509	1	7/7/2004	3.0	200190498	H498	Control	200342304	H	14	1			3	1	7/27/04	20	7.6	0.23	9/1/2004	1	56	27.2	0.54	0.43
200430510	1	7/7/2004	2.2	200190498	H498	Control	200342304	H	12	1			3	1	7/27/04	20	6.2	0.20	9/1/2004	1	56	36.0	0.83	0.60
200430511	1	7/7/2004	3.8	200190498	H498	Control	200342304	H	14	1	7/7/2004	STLB		0						0				
200430512	1	7/7/2004	3.2	200190498	H498	Control	200342304	H	14	1	7/7/2004	STLB		0						0				
200439501	2	7/24/2004	4.1	200390007	Duroc	Clone	200342502	E	13	1			2	1	8/12/04	19	13.5	0.49	9/14/2004	1	52	44.8	0.95	0.78
200439502	2	7/24/2004	4.2	200390007	Duroc	Clone	200342502	E	14	1			2	1	8/12/04	19	15.6	0.60	9/14/2004	1	52	50.8	1.07	0.90
200439503	2	7/24/2004	3.5	200390007	Duroc	Clone	200342502	E	15	1			2	1	8/12/04	19	13	0.50	9/14/2004	1	52	47.0	1.03	0.84
200439504	2	7/24/2004	2.8	200390007	Duroc	Clone	200342502	E	13	1			2	1	8/12/04	19	12.8	0.53	9/14/2004	1	52	40.4	0.84	0.72
200439505	1	7/24/2004	4.4	200390007	Duroc	Clone	200342502	E	12	1			3	1	8/12/04	19	15.1	0.56	9/14/2004	1	52	44.2	0.88	0.77
200439506	1	7/24/2004	4.2	200390007	Duroc	Clone	200342502	E	12	1	7/24/2004	STLB		0						0				
200439507	1	7/24/2004	3.6	200390007	Duroc	Clone	200342502	E	12	1	7/24/2004	STLB		0						0				
200439508	1	7/24/2004	1.4	200390007	Duroc	Clone	200342502	E	12	1	7/24/2004	STLB		0						0				
200433401	2	7/13/2004	4.1	200190498	H498	Control	200342601	E	15	1			2	1	7/30/04	17	13.4	0.55	9/2/2004	1	51	31.2	0.52	0.53
200433402	2	7/13/2004	3.8	200190498	H498	Control	200342601	E	14	1			2	1	7/30/04	17	13	0.54	9/2/2004	1	51	32.8	0.58	0.57
200433403	2	7/13/2004	3.4	200190498	H498	Control	200342601	E	15	1			2	1	7/30/04	17	11.3	0.46	9/2/2004	1	51	30.0	0.55	0.52
200433404	2	7/13/2004	3.4	200190498	H498	Control	200342601	E	15	1			2	1	7/30/04	17	12.8	0.55	9/2/2004	1	51	32.8	0.59	0.58
200433405	2	7/13/2004	3.5	200190498	H498	Control	200342601	E	15	1			2	1	7/30/04	17	13	0.56	9/2/2004	1	51	33.6	0.61	0.59
200433406	2	7/13/2004	3.3	200190498	H498	Control	200342601	E	15	1			2	1	7/30/04	17	9.4	0.36	9/2/2004	1	51	28.6	0.56	0.50
200433407	2	7/13/2004	2.4	200190498	H498	Control	200342601	E	14	1			2	1	7/30/04	17	4.4	0.12	9/1/2004	1	50	23.2	0.57	0.42
200433408	1	7/13/2004	4.6	200190498	H498	Control	200342601	E	14	1			3	1	7/30/04	17	13.8	0.54	9/2/2004	1	51	38.9	0.74	0.67
200433409	1	7/13/2004	4.3	200190498	H498	Control	200342601	E	13	1			3	1	7/30/04	17	14.1	0.58	9/2/2004	1	51	44.6	0.90	0.79
200433410	2	7/13/2004	3.6	200190498	H498	Control	200342601	E	14	1	7/13/2004	STLB		0						0				
200433201	2	7/13/2004	4.4	200390005	H498	Clone	200342902	C	13	1			2	1	7/30/04	17	12.7	0.49	9/2/2004	1	51	39.6	0.79	0.69
200433202	2	7/13/2004	4.0	200390005	H498	Clone	200342902	C	13	1			2	1	7/30/04	17	10.8	0.40	9/2/2004	1	51	31.2	0.60	0.53
200433203	2	7/13/2004	3.4	200390005	H498	Clone	200342902	C	13	1			2	1	7/30/04	17	12.7	0.55	9/2/2004	1	51	32.6	0.59	0.57
200433204	2	7/13/2004	3.2	200390005	H498	Clone	200342902	C	15	1			2	1	7/30/04	17	10.2	0.41	9/2/2004	1	51	27.6	0.51	0.48
200433205	1	7/13/2004	4.5	200390005	H498	Clone	200342902	C	14	1			3	1	7/30/04	17	14.4	0.58	9/2/2004	1	51	36.4	0.65	0.63
200433206	1	7/13/2004	4.1	200390005	H498	Clone	200342902	C	14	1			3	1	7/30/04	17	10.3	0.36	9/2/2004	1	51	34.2	0.70	0.59
200433207	1	7/13/2004	3.7	200390005	H498	Clone	200342902	C	13	1			3	1	7/30/04	17	10.4	0.39	9/2/2004	1	51	30.6	0.59	0.53
200433208	1	7/13/2004	3.5	200390005	H498	Clone	200342902	C	14	1			3	1	7/30/04	17	10.6	0.42	9/2/2004	1	51	31.8	0.62	0.55
200433209	1	7/13/2004	3.0	200390005	H498	Clone	200342902	C	14	1	7/13/2004	OVRL		0						0				
200433210	2	7/13/2004	3.8	200390005	H498	Clone	200342902	C	14	1	7/13/2004	STLB		0						0				
200431801	2	7/12/2004	3.2	200398128	Duroc	Control	200342905	C	14	1			2	1	7/27/04	15	11.2	0.53	9/1/2004	1	51	37.4	0.73	0.67
200431802	2	7/12/2004	3.3	200398128	Duroc	Control	200342905	C	14	1			2	1	7/27/04	15	10.2	0.46	9/1/2004	1	51	44.0	0.94	0.80
200431803	2	7/12/2004	2.3	200398128	Duroc	Control	200342905	C	13	1			2	1	7/27/04	15	6.6	0.29	9/1/2004	1	51	24.4	0.49	0.43
200431804	1	7/12/2004	3.0	200398128	Duroc	Control	200342905	C	12	1			3	1	7/27/04	15	10.2	0.48	9/1/2004	1	51	28.2	0.50	0.49
200431805	1	7/12/2004	3.0	200398128	Duroc	Control	200342905	C	12	1			3	1	7/27/04	15	10.3	0.49	9/1/2004	1	51	32.6	0.62	0.58
200431806	2	7/12/2004	3.2	200398128	Duroc	Control	200342905	C	14	1	7/12/2004	OVRL		0						0				
200431807	1	7/12/2004	3.0	200398128	Duroc	Control	200342905	C	12	1	7/12/2004	OVRL		0						0				
200431808	1	7/12/2004	2.3	200398128	Duroc	Control	200342905	C	13	1	7/12/2004	OVRL		0						0				
200431809	2	7/12/2004	2.3	200398128	Duroc	Control	200342905	C	12	1	7/12/2004	OVRL		0						0				
200431810	1	7/12/2004	3.5	200398128	Duroc	Control	200342905	C	14	1	7/12/2004	STLB		0						0				

Animal	Sex	Birth Date	Weight	Sire	Sire Genetics	Sire Treatment	Dam	Dam Sire Code	Nipples	Abnormality	Disposal Date	Disposal Reason	Sex (after Castration)	Live at weaning	Weaning Date	Age at Weaning	Weaning Weight	ADG at Weaning	Week 8 Weigh Date	Live at 8 weeks	Age at Week 8	Week 8 Weight	Week 8 ADG	Week 8 WDA
200431811	1	7/12/2004	3.4	200398128	Duroc	Control	200342905	C	14	1	7/12/2004	STLB		0						0				
200431812	1	7/12/2004	2.2	200398128	Duroc	Control	200342905	C	14	1	7/12/2004	STLB		0						0				
200431813	1	7/12/2004	3.5	200398128	Duroc	Control	200342905	C	13	1	7/12/2004	STLB		0						0				
200431814	2	7/12/2004	2.5	200398128	Duroc	Control	200342905	C	13	1	7/12/2004	STLB		0						0				
200431601	2	7/10/2004	4.0	200390002	H498	Clone	200343201	A	14	1			2	1	7/27/04	17	11.2	0.42	9/1/2004	1	53	33.6	0.62	0.56
200431602	2	7/10/2004	3.9	200390002	H498	Clone	200343201	A	14	1			2	1	7/27/04	17	13.1	0.54	9/1/2004	1	53	38.0	0.69	0.64
200431603	2	7/10/2004	3.5	200390002	H498	Clone	200343201	A	14	1			2	1	7/27/04	17	12.2	0.51	9/1/2004	1	53	35.8	0.66	0.61
200431604	2	7/10/2004	3.4	200390002	H498	Clone	200343201	A	14	1			2	1	7/27/04	17	11.5	0.48	9/1/2004	1	53	36.2	0.69	0.62
200431605	2	7/10/2004	2.9	200390002	H498	Clone	200343201	A	12	1			2	1	7/27/04	17	9.3	0.38	9/1/2004	1	53	31.4	0.61	0.54
200431606	1	7/10/2004	4.4	200390002	H498	Clone	200343201	A	15	1			3	1	7/27/04	17	13.8	0.55	9/1/2004	1	53	40.8	0.75	0.69
200431607	1	7/10/2004	3.6	200390002	H498	Clone	200343201	A	15	1			3	1	7/27/04	17	13.3	0.57	9/1/2004	1	53	36.0	0.63	0.61
200431608	1	7/10/2004	3.9	200390002	H498	Clone	200343201	A	14	1			3	1	7/27/04	17	13.9	0.59	9/1/2004	1	53	45.4	0.88	0.78
200431609	1	7/10/2004	3.3	200390002	H498	Clone	200343201	A	14	1				0						0				
200431610	1	7/10/2004	2.9	200390002	H498	Clone	200343201	A	15	1			3	1	7/27/04	17	11.4	0.50	9/1/2004	1	53	36.0	0.68	0.62
200431611	1	7/10/2004	3.0	200390002	H498	Clone	200343201	A	11	1	7/10/2004	OVRL		0						0				
200435401	2	7/18/2004	3.7	200395515	Duroc	Control	200343605	F	14	1			2	1	8/5/04	18	8	0.24	9/7/2004	1	51	36.2	0.85	0.64
200435402	2	7/18/2004	3.4	200395515	Duroc	Control	200343605	F	15	1			2	1	8/5/04	18	7.6	0.23	9/7/2004	1	51	33.6	0.79	0.59
200435403	2	7/18/2004	3.1	200395515	Duroc	Control	200343605	F	14	1			2	1	8/5/04	18	12	0.49	9/7/2004	1	51	40.4	0.86	0.73
200435404	2	7/18/2004	2.9	200395515	Duroc	Control	200343605	F	15	1			2	1	8/5/04	18	11.6	0.48	9/7/2004	1	51	45.8	1.04	0.84
200435405	2	7/18/2004	2.6	200395515	Duroc	Control	200343605	F	17	1			2	1	8/5/04	18	11.3	0.48	9/7/2004	1	51	37.2	0.78	0.68
200435406	2	7/18/2004	2.0	200395515	Duroc	Control	200343605	F	12	1				0						0				
200435407	1	7/18/2004	3.5	200395515	Duroc	Control	200343605	F	14	1			3	1	8/5/04	18	12.4	0.49	9/7/2004	1	51	44.6	0.98	0.81
200435408	1	7/18/2004	3.3	200395515	Duroc	Control	200343605	F	14	1			3	1	8/5/04	18	10.9	0.42	9/7/2004	1	51	43.0	0.97	0.78
200435409	1	7/18/2004	3.0	200395515	Duroc	Control	200343605	F	14	1			3	1	8/5/04	18	10.4	0.41	9/7/2004	1	51	37.2	0.81	0.67
200435410	1	7/18/2004	3.0	200395515	Duroc	Control	200343605	F	14	1			3	1	8/5/04	18	8.2	0.29	9/7/2004	1	51	31.2	0.70	0.55
200435411	1	7/18/2004	2.8	200395515	Duroc	Control	200343605	F	14	1			3	1	8/5/04	18	10.6	0.43	9/7/2004	1	51	34.4	0.72	0.62
200435412	1	7/18/2004	2.4	200395515	Duroc	Control	200343605	F	14	1			3	1	8/5/04	18	10.3	0.44	9/7/2004	1	51	35.0	0.75	0.64
200435413	1	7/18/2004	1.6	200395515	Duroc	Control	200343605	F	14	1			3	1	8/5/04	18	8	0.36	9/7/2004	1	51	29.4	0.65	0.55
200439401	2	7/24/2004	3.8	200398128	Duroc	Control	200343802	C	14	1			2	1	8/12/04	19	12.5	0.46	9/14/2004	1	52	47.6	1.06	0.84
200439402	1	7/24/2004	3.8	200398128	Duroc	Control	200343802	C	8	1				0						0				
200439403	1	7/24/2004	3.3	200398128	Duroc	Control	200343802	C	13	1			3	1	8/12/04	19	11.8	0.45	9/14/2004	1	52	34.6	0.69	0.60
200439404	1	7/24/2004	3.2	200398128	Duroc	Control	200343802	C	12	1			3	1	8/12/04	19	11.7	0.45	9/14/2004	1	52	41.8	0.91	0.74
200439405	1	7/24/2004	3.1	200398128	Duroc	Control	200343802	C	13	1			3	1	8/12/04	19	12.5	0.49	9/14/2004	1	52	42.8	0.92	0.76
200439406	1	7/24/2004	3.1	200398128	Duroc	Control	200343802	C	12	1			3	1	8/12/04	19	12	0.47	9/14/2004	1	52	42.8	0.93	0.76
200439407	1	7/24/2004	3.0	200398128	Duroc	Control	200343802	C	13	1			3	1	8/12/04	19	10.5	0.39	9/14/2004	1	52	35.4	0.75	0.62
200439408	1	7/24/2004	2.6	200398128	Duroc	Control	200343802	C	13	1			3	1	8/12/04	19	11.3	0.46	9/14/2004	1	52	38.6	0.83	0.69
200439409	1	7/24/2004	2.7	200398128	Duroc	Control	200343802	C	12	1			3	1	8/12/04	19	11.7	0.47	9/14/2004	1	52	41.8	0.91	0.75
200439410	1	7/24/2004	2.2	200398128	Duroc	Control	200343802	C	14	1	7/24/2004	OVRL		0						0				
200432401	2	7/12/2004	4.3	200390002	H498	Clone	200344002	N	15	1			2	1	7/27/04	15	9.5	0.35	9/2/2004	1	52	33.8	0.66	0.57
200432402	2	7/12/2004	4.0	200390002	H498	Clone	200344002	N	14	1			2	1	7/27/04	15	9.8	0.39	9/2/2004	1	52	37.0	0.74	0.63
200432403	2	7/12/2004	3.8	200390002	H498	Clone	200344002	N	16	1			2	1	7/27/04	15	9.5	0.38	9/2/2004	1	52	32.8	0.63	0.56
200432404	2	7/12/2004	3.6	200390002	H498	Clone	200344002	N	13	1			2	1	7/27/04	15	8.9	0.35	9/2/2004	1	52	37.9	0.78	0.66
200432405	1	7/12/2004	4.4	200390002	H498	Clone	200344002	N	12	1			3	1	7/27/04	15	11.4	0.47	9/2/2004	1	52	43.6	0.87	0.75
200432406	1	7/12/2004	4.0	200390002	H498	Clone	200344002	N	13	1			3	1	7/27/04	15	11.5	0.50	9/2/2004	1	52	42.8	0.85	0.75
200432407	1	7/12/2004	4.0	200390002	H498	Clone	200344002	N	14	1			3	1	7/27/04	15	9.3	0.35	9/2/2004	1	52	33.8	0.66	0.57
200432408	1	7/12/2004	3.0	200390002	H498	Clone	200344002	N	13	1				0						0				
200432409	1	7/12/2004	3.0	200390002	H498	Clone	200344002	N	14	1	7/12/2004	OVRL		0						0				
200434601	2	7/16/2004	4.1	200390002	H498	Clone	200344102	H	14	1			2	1	8/5/04	20	13.8	0.49	9/7/2004	1	53	42.2	0.86	0.72
200434602	2	7/16/2004	3.1	200390002	H498	Clone	200344102	H	14	1			2	1	8/5/04	20	12.9	0.49	9/7/2004	1	53	38.2	0.77	0.66
200434603	2	7/16/2004	3.0	200390002	H498	Clone	200344102	H	14	1			2	1	8/5/04	20	9.1	0.31	9/7/2004	1	53	29.0	0.60	0.49
200434604	2	7/16/2004	3.1	200390002	H498	Clone	200344102	H	14	1			2	1	8/5/04	20	12.7	0.48	9/7/2004	1	53	33.8	0.64	0.58

Animal	Sex	Birth Date	Weight	Sire	Sire Genetics	Sire Treatment	Dam	Dam Sire Code	Nipples	Abnormality	Disposal Date	Disposal Reason	Sex (after Castration)	Live at weaning	Weaning Date	Age at Weaning	Weaning Weight	ADG at Weaning	Week 8 Weigh Date	Live at 8 weeks	Age at Week 8	Week 8 Weight	Week 8 ADG	Week 8 WDA
200434605	2	7/16/2004	2.8	200390002	H498	Clone	200344102	H	14	1			2	1	8/5/04	20	9.1	0.32	9/7/2004	1	53	31.8	0.69	0.55
200434606	2	7/16/2004	2.7	200390002	H498	Clone	200344102	H	13	1			2	1	8/5/04	20	10.1	0.37	9/7/2004	1	53	32.4	0.68	0.56
200434607	1	7/16/2004	2.6	200390002	H498	Clone	200344102	H	12	1			3	1	8/5/04	20	9.6	0.35	9/7/2004	1	53	29.0	0.59	0.50
200434608	1	7/16/2004	2.6	200390002	H498	Clone	200344102	H	12	1			3	1	8/5/04	20	10.7	0.41	9/7/2004	1	53	33.2	0.68	0.58
200434609	2	7/16/2004	3.4	200390002	H498	Clone	200344102	H	13	1	7/16/2004	OVRL		0						0				
200434610	1	7/16/2004	2.9	200390002	H498	Clone	200344102	H	14	1	7/16/2004	STLB		0						0				
200434611	2	7/16/2004	2.8	200390002	H498	Clone	200344102	H	14	1	7/16/2004	STLB		0						0				
200434612	1	7/16/2004	3.3	200390002	H498	Clone	200344102	H	13	1	7/16/2004	STLB		0						0				
200436001	2	7/19/2004	3.3	200390005	H498	Clone	200344201	K	14	1			2	1	8/5/04	17	11.6	0.49	9/7/2004	1	50	34.8	0.70	0.63
200436002	2	7/19/2004	3.2	200390005	H498	Clone	200344201	K	14	1			2	1	8/5/04	17	13.4	0.60	9/7/2004	1	50	34.8	0.65	0.63
200436003	2	7/19/2004	3.0	200390005	H498	Clone	200344201	K	15	1			2	1	8/5/04	17	10.3	0.43	9/7/2004	1	50	35.6	0.77	0.65
200436004	2	7/19/2004	2.9	200390005	H498	Clone	200344201	K	14	1			2	1	8/5/04	17	6.5	0.21	9/7/2004	1	50	33.6	0.82	0.61
200436005	2	7/19/2004	2.8	200390005	H498	Clone	200344201	K	14	1			2	1	8/5/04	17	8.9	0.36	9/9/2004	1	52	35.0	0.75	0.62
200436006	2	7/19/2004	2.8	200390005	H498	Clone	200344201	K	16	1			2	1	8/5/04	17	7.8	0.29	9/9/2004	1	52	39.8	0.91	0.71
200436007	2	7/19/2004	2.6	200390005	H498	Clone	200344201	K	16	1			2	1	8/5/04	17	9.6	0.41	9/9/2004	1	52	40.0	0.87	0.72
200436008	2	7/19/2004	2.5	200390005	H498	Clone	200344201	K	14	1			2	1	8/5/04	17	10.6	0.48	9/9/2004	1	52	38.4	0.79	0.69
200436009	1	7/19/2004	3.4	200390005	H498	Clone	200344201	K	13	1			3	1	8/5/04	17	11	0.45	9/9/2004	1	52	47.8	1.05	0.85
200436010	1	7/19/2004	3.1	200390005	H498	Clone	200344201	K	15	1			3	1	8/5/04	17	11.3	0.48	9/9/2004	1	52	43.8	0.93	0.78
200436011	1	7/19/2004	2.9	200390005	H498	Clone	200344201	K	16	1			3	1	8/5/04	17	11.2	0.49	9/9/2004	1	52	37.2	0.74	0.66
200436012	1	7/19/2004	2.4	200390005	H498	Clone	200344201	K	15	1			3	1	8/5/04	17	9.6	0.42	9/9/2004	1	52	44.6	1.00	0.81
200436013	1	7/19/2004	2.1	200390005	H498	Clone	200344201	K	14	1			3	1	8/5/04	17	8.8	0.39	9/9/2004	1	52	32.6	0.68	0.59
200436014	1	7/19/2004	1.3	200390005	H498	Clone	200344201	K	15	1				0						0				
200436015	1	7/19/2004	3.2	200390005	H498	Clone	200344201	K	14	4	7/20/2004	DDFR		0						0				
200436016	1	7/19/2004	3.5	200390005	H498	Clone	200344201	K	14	1	7/19/2004	STLB		0						0				
200434501	2	7/16/2004	2.8	200390003	H498	Clone	200344402	B	14	1			2	1	8/5/04	20	11.9	0.46	9/7/2004	1	53	34.8	0.69	0.60
200434502	2	7/16/2004	2.7	200390003	H498	Clone	200344402	B	13	1			2	1	8/5/04	20	11.7	0.45	9/7/2004	1	53	34.6	0.69	0.60
200434503	2	7/16/2004	2.4	200390003	H498	Clone	200344402	B	14	1			2	1	8/5/04	20	12	0.48	9/7/2004	1	53	34.4	0.68	0.60
200434504	2	7/16/2004	2.6	200390003	H498	Clone	200344402	B	14	1			2	1	8/5/04	20	12.6	0.50	9/7/2004	1	53	41.2	0.87	0.73
200434505	2	7/16/2004	1.5	200390003	H498	Clone	200344402	B	13	1				0						0				
200434506	1	7/16/2004	3.4	200390003	H498	Clone	200344402	B	14	1			3	1	8/5/04	20	13.2	0.49	9/7/2004	1	53	39.2	0.79	0.68
200434507	1	7/16/2004	3.4	200390003	H498	Clone	200344402	B	12	1			3	1	8/5/04	20	16.6	0.66	9/7/2004	1	53	46.2	0.90	0.81
200434508	1	7/16/2004	3.0	200390003	H498	Clone	200344402	B	12	1			3	1	8/5/04	20	13.5	0.53	9/7/2004	1	53	39.2	0.78	0.68
200434509	1	7/16/2004	2.5	200390003	H498	Clone	200344402	B	15	1			3	1	8/5/04	20	11.8	0.47	9/7/2004	1	53	30.8	0.58	0.53
200434510	1	7/16/2004	2.5	200390003	H498	Clone	200344402	B	13	1			3	1	8/5/04	20	13.1	0.53	9/7/2004	1	53	39.0	0.78	0.69
200434511	1	7/16/2004	2.5	200390003	H498	Clone	200344402	B	14	1			3	1	8/5/04	20	9.3	0.34	9/7/2004	1	53	39.2	0.91	0.69
200434512	1	7/16/2004	2.4	200390003	H498	Clone	200344402	B	13	1			3	1	8/5/04	20	13	0.53	9/7/2004	1	53	37.0	0.73	0.65
200434901	2	7/17/2004	3.8	200398128	Duroc	Control	200344403	B	15	1			2	1	8/5/04	19	8.9	0.27	9/7/2004	1	52	37.2	0.86	0.64
200434902	2	7/17/2004	3.5	200398128	Duroc	Control	200344403	B	12	1			2	1	8/5/04	19	11.4	0.42	9/7/2004	1	52	43.4	0.97	0.77
200434903	2	7/17/2004	2.9	200398128	Duroc	Control	200344403	B	14	1			2	1	8/5/04	19	9.8	0.36	9/7/2004	1	52	38.6	0.87	0.69
200434904	2	7/17/2004	2.3	200398128	Duroc	Control	200344403	B	13	1			2	1	8/5/04	19	8.4	0.32	9/7/2004	1	52	35.0	0.81	0.63
200434905	1	7/17/2004	3.5	200398128	Duroc	Control	200344403	B	15	1			3	1	8/5/04	19	11.5	0.42	9/7/2004	1	52	41.2	0.90	0.73
200434906	1	7/17/2004	3.0	200398128	Duroc	Control	200344403	B	14	1				0						0				
200434907	1	7/17/2004	3.4	200398128	Duroc	Control	200344403	B	13	1	7/17/2004	OVRL		0						0				
200434908	2	7/17/2004	3.5	200398128	Duroc	Control	200344403	B	14	1	7/17/2004	STLB		0						0				
200434909	1	7/17/2004	3.2	200398128	Duroc	Control	200344403	B	14	1	7/17/2004	STLB		0						0				
200434910	1	7/17/2004	3.5	200398128	Duroc	Control	200344403	B	15	1	7/17/2004	STLB		0						0				
200434911	2	7/17/2004	3.0	200398128	Duroc	Control	200344403	B	14	1	7/17/2004	STLB		0						0				
200434912	2	7/17/2004	4.1	200398128	Duroc	Control	200344403	B	14	1	7/17/2004	STLB		0						0				
200431401	2	7/10/2004	4.3	200390005	H498	Clone	200344902	D	14	1			2	1	7/27/04	17	12.5	0.48	9/1/2004	1	53	41.2	0.80	0.70
200431402	2	7/10/2004	4.3	200390005	H498	Clone	200344902	D	14	1			2	1	7/27/04	17	12.4	0.48	9/1/2004	1	53	45.2	0.91	0.77
200431403	2	7/10/2004	3.8	200390005	H498	Clone	200344902	D	12	1			2	1	7/27/04	17	10.6	0.40	9/1/2004	1	53	33.4	0.63	0.56

Animal	Sex	Birth Date	Weight	Sire	Sire Genetics	Sire Treatment	Dam	Dam Sire Code	Nipples	Abnormality	Disposal Date	Disposal Reason	Sex (after Castration)	Live at weaning	Weaning Date	Age at Weaning	Weaning Weight	ADG at Weaning	Week 8 Weigh Date	Live at 8 weeks	Age at Week 8	Week 8 Weight	Week 8 ADG	Week 8 WDA
200431404	2	7/10/2004	4.1	200390005	H498	Clone	200344902	D	12	1			2	1	7/27/04	17	10.8	0.39	9/1/2004	1	53	39.0	0.78	0.66
200431405	2	7/10/2004	3.7	200390005	H498	Clone	200344902	D	12	1			2	1	7/27/04	17	12	0.49	9/1/2004	1	53	43.8	0.88	0.76
200431406	2	7/10/2004	3.7	200390005	H498	Clone	200344902	D	12	1			2	1	7/27/04	17	11.8	0.48	9/1/2004	1	53	32.4	0.57	0.54
200431407	2	7/10/2004	3.6	200390005	H498	Clone	200344902	D	14	1			2	1	7/27/04	17	12.2	0.51	9/1/2004	1	53	39.8	0.77	0.68
200431408	2	7/10/2004	3.5	200390005	H498	Clone	200344902	D	13	1			2	1	7/27/04	17	10.5	0.41	9/1/2004	1	53	41.4	0.86	0.72
200431409	1	7/10/2004	4.7	200390005	H498	Clone	200344902	D	13	1			3	1	7/27/04	17	12.1	0.44	9/1/2004	1	53	46.4	0.95	0.79
200431410	1	7/10/2004	3.9	200390005	H498	Clone	200344902	D	14	1			3	1	7/27/04	17	10	0.36	9/1/2004	1	53	32.4	0.62	0.54
200431411	1	7/10/2004	4.1	200390005	H498	Clone	200344902	D	12	1			3	1	7/27/04	17	11.8	0.45	9/1/2004	1	53	38.6	0.74	0.65
200431412	1	7/10/2004	3.4	200390005	H498	Clone	200344902	D	13	1	7/11/2004	OVRL		0						0				
200431413	2	7/10/2004	3.7	200390005	H498	Clone	200344902	D	13	1	7/10/2004	OVRL		0						0				
200431414	2	7/10/2004	2.3	200390005	H498	Clone	200344902	D	14	1	7/10/2004	OVRL		0						0				
200431001	2	7/8/2004	4.4	200390002	H498	Clone	200344904	D	14	1			2	1	7/27/04	19	13.3	0.47	9/1/2004	1	55	45.6	0.90	0.75
200431002	2	7/8/2004	3.6	200390002	H498	Clone	200344904	D	14	1			2	1	7/27/04	19	9.5	0.31	9/1/2004	1	55	33.4	0.66	0.54
200431003	2	7/8/2004	3.3	200390002	H498	Clone	200344904	D	13	1			2	1	7/27/04	19	6.8	0.18	9/1/2004	1	55	39.8	0.92	0.66
200431004	2	7/8/2004	3.2	200390002	H498	Clone	200344904	D	14	1			2	1	7/27/04	19	9.3	0.32	9/1/2004	1	55	29.6	0.56	0.48
200431005	2	7/8/2004	3.1	200390002	H498	Clone	200344904	D	14	1			2	1	7/27/04	19	9.7	0.35	9/1/2004	1	55	35.4	0.71	0.59
200431006	1	7/8/2004	4.5	200390002	H498	Clone	200344904	D	13	1			3	1	7/27/04	19	12.9	0.44	9/1/2004	1	55	50.8	1.05	0.84
200431007	1	7/8/2004	4.2	200390002	H498	Clone	200344904	D	14	1			3	1	7/27/04	19	11.6	0.39	9/1/2004	1	55	36.0	0.68	0.58
200431008	1	7/8/2004	4.2	200390002	H498	Clone	200344904	D	14	1			3	1	7/27/04	19	12.3	0.43	9/1/2004	1	55	40.6	0.79	0.66
200431009	1	7/8/2004	4.1	200390002	H498	Clone	200344904	D	14	1			3	1	7/27/04	19	11	0.36	9/1/2004	1	55	46.4	0.98	0.77
200431010	1	7/8/2004	4.1	200390002	H498	Clone	200344904	D	15	1			3	1	7/27/04	19	7.6	0.18	9/1/2004	1	55	32.0	0.68	0.51
200431011	1	7/8/2004	3.1	200390002	H498	Clone	200344904	D	14	99			3	1	7/27/04	19	11.4	0.44	9/1/2004	1	55	40.6	0.81	0.68
200431012	1	7/8/2004	3.1	200390002	H498	Clone	200344904	D	14	99			3	1	7/27/04	19	8.7	0.29	9/1/2004	1	55	40.4	0.88	0.68
200431013	1	7/8/2004	2.2	200390002	H498	Clone	200344904	D	14	99				0						0				
200431014	2	7/8/2004	3.8	200390002	H498	Clone	200344904	D	14	1	7/8/2004	OVRL		0						0				
200431015	1	7/8/2004	4.1	200390002	H498	Clone	200344904	D	14	1	7/8/2004	OVRL		0						0				
200431016	2	7/8/2004	2.8	200390002	H498	Clone	200344904	D	13	1	7/8/2004	STLB		0						0				
200431017	2	7/8/2004	3.9	200390002	H498	Clone	200344904	D	14	1	7/8/2004	STLB		0						0				
200431018	1	7/8/2004	3.4	200390002	H498	Clone	200344904	D	13	1	7/8/2004	STLB		0						0				
200432501	2	7/13/2004	3.8	200390003	H498	Clone	200345003	J	14	1			2	1	7/30/04	17	12.9	0.54	9/2/2004	1	51	47.6	1.02	0.86
200432502	2	7/13/2004	3.7	200390003	H498	Clone	200345003	J	14	1			2	1	7/30/04	17	12.4	0.51	9/2/2004	1	51	41.2	0.85	0.74
200432503	2	7/13/2004	3.1	200390003	H498	Clone	200345003	J	14	1			2	1	7/30/04	17	12.8	0.57	9/2/2004	1	51	43.9	0.91	0.80
200432504	2	7/13/2004	3.5	200390003	H498	Clone	200345003	J	14	1			2	1	7/30/04	17	12.7	0.54	9/2/2004	1	51	41.0	0.83	0.74
200432505	2	7/13/2004	2.9	200390003	H498	Clone	200345003	J	14	1				0						0				
200432506	2	7/13/2004	2.5	200390003	H498	Clone	200345003	J	14	1			2	1	7/30/04	17	9.1	0.39	9/2/2004	1	51	25.0	0.47	0.44
200432507	1	7/13/2004	3.4	200390003	H498	Clone	200345003	J	15	1			3	1	7/30/04	17	10.5	0.42	9/2/2004	1	51	39.2	0.84	0.70
200432508	1	7/13/2004	3.2	200390003	H498	Clone	200345003	J	14	1			3	1	7/30/04	17	10.5	0.43		0				
200432509	2	7/13/2004	3.2	200390003	H498	Clone	200345003	J	13	1	7/13/2004	OVRL		0						0				
200432510	2	7/13/2004	2.5	200390003	H498	Clone	200345003	J	14	1	7/13/2004	STLB		0						0				
200432511	2	7/13/2004	2.6	200390003	H498	Clone	200345003	J	14	1	7/13/2004	STLB		0						0				
200432512	2	7/13/2004	2.3	200390003	H498	Clone	200345003	J	13	1	7/13/2004	STLB		0						0				
200431701	2	7/11/2004	3.5	200390005	H498	Clone	200345103	A	15	1			2	1	7/27/04	16	10.3	0.43	9/1/2004	1	52	33.8	0.65	0.58
200431702	1	7/11/2004	3.5	200390005	H498	Clone	200345103	A	16	1			3	1	7/27/04	16	11.9	0.53	9/1/2004	1	52	36.4	0.68	0.63
200431703	1	7/11/2004	3.2	200390005	H498	Clone	200345103	A	13	1			3	1	7/27/04	16	11.5	0.52	9/1/2004	1	52	37.8	0.73	0.67
200431704	1	7/11/2004	3.4	200390005	H498	Clone	200345103	A	15	1			3	1	7/27/04	16	12.1	0.54	9/1/2004	1	52	38.0	0.72	0.67
200431705	1	7/11/2004	3.4	200390005	H498	Clone	200345103	A	14	1				0						0				
200431706	1	7/11/2004	3.2	200390005	H498	Clone	200345103	A	14	1			3	1	7/27/04	16	11.8	0.54	9/1/2004	1	52	39.0	0.76	0.69
200431707	1	7/11/2004	3.2	200390005	H498	Clone	200345103	A	14	1				0						0				
200431708	1	7/11/2004	1.9	200390005	H498	Clone	200345103	A	14	1			3	1	7/27/04	16	8.5	0.41	9/1/2004	1	52	27.6	0.53	0.49
200431709	1	7/11/2004	2.1	200390005	H498	Clone	200345103	A	14	1	7/11/2004	OVRL		0						0				
200434401	2	7/15/2004	4.0	200390005	H498	Clone	200345302	H	14	1			2	1	7/30/04	15	9.8	0.39	9/2/2004	1	49	36.0	0.77	0.65

Animal	Sex	Birth Date	Weight	Sire	Sire Genetics	Sire Treatment	Dam	Dam Sire Code	Nipples	Abnormality	Disposal Date	Disposal Reason	Sex (after Castration)	Live at weaning	Weaning Date	Age at Weaning	Weaning Weight	ADG at Weaning	Week 8 Weigh Date	Live at 8 weeks	Age at Week 8	Week 8 Weight	Week 8 ADG	Week 8 WDA
200434402	2	7/15/2004	3.9	200390005	H498	Clone	200345302	H	13	1			2	1	7/30/04	15	11.7	0.52	9/2/2004	1	49	37.8	0.77	0.69
200434403	1	7/15/2004	3.8	200390005	H498	Clone	200345302	H	14	1			3	1	7/30/04	15	9.7	0.39	9/2/2004	1	49	36.0	0.77	0.66
200430801	2	7/7/2004	4.3	200390005	H498	Clone	200345501	F	13	1			2	1	7/27/04	20	11.5	0.36	9/1/2004	1	56	37.6	0.73	0.59
200430802	2	7/7/2004	3.9	200390005	H498	Clone	200345501	F	14	1			2	1	7/27/04	20	12.1	0.41	9/1/2004	1	56	45.0	0.91	0.73
200430803	1	7/7/2004	4.0	200390005	H498	Clone	200345501	F	13	1			3	1	7/27/04	20	8.3	0.22	9/1/2004	1	56	35.2	0.75	0.56
200430804	1	7/7/2004	4.0	200390005	H498	Clone	200345501	F	13	1			3	1	7/27/04	20	13.9	0.50	9/1/2004	1	56	50.4	1.01	0.83
200430805	1	7/7/2004	3.7	200390005	H498	Clone	200345501	F	14	1			3	1	7/27/04	20	12.9	0.46	9/1/2004	1	56	43.6	0.85	0.71
200434001	2	7/15/2004	3.4	200398128	Duroc	Control	200345603	M	14	1			2	1	7/30/04	15	7.3	0.26	9/2/2004	1	49	36.6	0.86	0.68
200434002	2	7/15/2004	3.0	200398128	Duroc	Control	200345603	M	14	1			2	1	7/30/04	15	10.9	0.53	9/2/2004	1	49	42.6	0.93	0.81
200434003	2	7/15/2004	3.1	200398128	Duroc	Control	200345603	M	13	1			2	1	7/30/04	15	9.7	0.44	9/2/2004	1	49	35.0	0.74	0.65
200434004	2	7/15/2004	3.0	200398128	Duroc	Control	200345603	M	13	1			2	1	7/30/04	15	8.2	0.35	9/2/2004	1	49	40.0	0.94	0.76
200434005	2	7/15/2004	2.7	200398128	Duroc	Control	200345603	M	12	1			2	1	7/30/04	15	8.3	0.37	9/2/2004	1	49	32.4	0.71	0.61
200434006	1	7/15/2004	3.4	200398128	Duroc	Control	200345603	M	15	1			3	1	7/30/04	15	8.8	0.36	9/2/2004	1	49	34.2	0.75	0.63
200434007	1	7/15/2004	3.4	200398128	Duroc	Control	200345603	M	13	1			3	1	7/30/04	15	12.2	0.59	9/2/2004	1	49	35.0	0.67	0.64
200434008	1	7/15/2004	2.7	200398128	Duroc	Control	200345603	M	13	1			3	1	7/30/04	15	9.1	0.43	9/2/2004	1	49	40.4	0.92	0.77
200434009	1	7/15/2004	1.7	200398128	Duroc	Control	200345603	M	12	1			3	1	7/30/04	15	8.1	0.43	9/2/2004	1	49	37.6	0.87	0.73
200434010	2	7/15/2004	1.5	200398128	Duroc	Control	200345603	M	13	1	7/15/2004	STLB		0						0				
200434011	1	7/15/2004	2.5	200398128	Duroc	Control	200345603	M	13	1	7/15/2004	STLB		0						0				
200433501	2	7/13/2004	5.1	200190498	H498	Control	200345803	D	13	1			2	1	7/30/04	17	12	0.41	9/2/2004	1	51	28.8	0.49	0.46
200433502	2	7/13/2004	4.7	200190498	H498	Control	200345803	D	14	1			2	1	7/30/04	17	12.4	0.45	9/2/2004	1	51	35.8	0.69	0.61
200433503	2	7/13/2004	4.1	200190498	H498	Control	200345803	D	14	1			2	1	7/30/04	17	8.7	0.27	9/2/2004	1	51	26.4	0.52	0.44
200433504	2	7/13/2004	3.9	200190498	H498	Control	200345803	D	12	1			2	1	7/30/04	17	10.4	0.38	9/2/2004	1	51	32.9	0.66	0.57
200433505	2	7/13/2004	3.4	200190498	H498	Control	200345803	D	12	1			2	1	7/30/04	17	11.4	0.47	9/2/2004	1	51	33.9	0.66	0.60
200433506	2	7/13/2004	3.3	200190498	H498	Control	200345803	D	14	1			2	1	7/30/04	17	9.5	0.36	9/2/2004	1	51	28.8	0.57	0.50
200433507	2	7/13/2004	2.6	200190498	H498	Control	200345803	D	14	1			2	1	7/30/04	17	9.4	0.40	9/2/2004	1	51	25.8	0.48	0.45
200433508	1	7/13/2004	4.6	200190498	H498	Control	200345803	D	14	1	7/14/2004	DINJ		0						0				
200433509	1	7/13/2004	4.3	200190498	H498	Control	200345803	D	13	1			3	1	7/30/04	17	13.6	0.55	9/2/2004	1	51	37.6	0.71	0.65
200433510	1	7/13/2004	4.0	200190498	H498	Control	200345803	D	14	1			3	1	7/30/04	17	12.3	0.49	9/2/2004	1	51	35.4	0.68	0.62
200433511	1	7/13/2004	3.9	200190498	H498	Control	200345803	D	14	1			3	1	7/30/04	17	12.1	0.48	9/2/2004	1	51	31.2	0.56	0.54
200433512	1	7/13/2004	3.6	200190498	H498	Control	200345803	D	13	1			3	1	7/30/04	17	9.8	0.36	9/2/2004	1	51	30.4	0.61	0.53
200433701	2	7/14/2004	4.2	200390007	Duroc	Clone	200346101	D	11	1			2	1	7/30/04	16	13.2	0.56	9/2/2004	1	50	35.0	0.64	0.62
200433702	2	7/14/2004	4.1	200390007	Duroc	Clone	200346101	D	13	1			2	1	7/30/04	16	13	0.56	9/2/2004	1	50	38.4	0.75	0.69
200433703	2	7/14/2004	4.1	200390007	Duroc	Clone	200346101	D	14	1			2	1	7/30/04	16	13.6	0.59	9/2/2004	1	50	38.6	0.74	0.69
200433704	2	7/14/2004	3.4	200390007	Duroc	Clone	200346101	D	12	1			2	1	7/30/04	16	11.1	0.48	9/2/2004	1	50	36.8	0.76	0.67
200433705	2	7/14/2004	3.5	200390007	Duroc	Clone	200346101	D	12	1			2	1	7/30/04	16	11.8	0.52	9/2/2004	1	50	34.6	0.67	0.62
200433706	2	7/14/2004	3.2	200390007	Duroc	Clone	200346101	D	12	1			2	1	7/30/04	16	11	0.49	9/2/2004	1	50	34.8	0.70	0.63
200433707	2	7/14/2004	3.1	200390007	Duroc	Clone	200346101	D	12	1			2	1	7/30/04	16	11.3	0.51	9/2/2004	1	50	34.0	0.67	0.62
200433708	2	7/14/2004	2.5	200390007	Duroc	Clone	200346101	D	11	1			2	1	7/30/04	16	10.1	0.48	9/2/2004	1	50	30.2	0.59	0.55
200433709	2	7/14/2004	2.2	200390007	Duroc	Clone	200346101	D	13	1			2	1	7/30/04	16	9.5	0.46	9/2/2004	1	50	32.2	0.67	0.60
200433710	1	7/14/2004	3.7	200390007	Duroc	Clone	200346101	D	11	1			3	1	7/30/04	16	12	0.52	9/2/2004	1	50	39.0	0.79	0.71
200433711	1	7/14/2004	3.5	200390007	Duroc	Clone	200346101	D	13	1			3	1	7/30/04	16	12.2	0.54	9/2/2004	1	50	35.8	0.69	0.65
200433712	1	7/14/2004	3.1	200390007	Duroc	Clone	200346101	D	13	1			3	1	7/30/04	16	12.6	0.59	9/2/2004	1	50	35.6	0.68	0.65
200433713	1	7/14/2004	4.4	200390007	Duroc	Clone	200346101	D	14	1	7/14/2004	OVRL		0						0				
200434201	2	7/15/2004	1.9	200398128	Duroc	Control	200346102	D	11	1			2	1	7/30/04	15	5.1	0.21	9/1/2004	1	48	23.6	0.56	0.45
200434202	1	7/15/2004	3.4	200398128	Duroc	Control	200346102	D	13	1			3	1	7/30/04	15	9.4	0.40	9/2/2004	1	49	36.4	0.79	0.67
200434203	1	7/15/2004	2.8	200398128	Duroc	Control	200346102	D	12	1			3	1	7/30/04	15	7.5	0.31	9/2/2004	1	49	27.4	0.59	0.50
200434204	1	7/15/2004	3.0	200398128	Duroc	Control	200346102	D	12	1			3	1	7/30/04	15	8.4	0.36	9/2/2004	1	49	26.6	0.54	0.48
200434205	1	7/15/2004	2.8	200398128	Duroc	Control	200346102	D	11	1			3	1	7/30/04	15	8.7	0.39	9/2/2004	1	49	33.6	0.73	0.63
200434206	1	7/15/2004	2.7	200398128	Duroc	Control	200346102	D	12	1			3	1	7/30/04	15	8.9	0.41	9/2/2004	1	49	36.2	0.80	0.68
200434207	1	7/15/2004	2.6	200398128	Duroc	Control	200346102	D	12	1			3	1	7/30/04	15	8.7	0.41	9/2/2004	1	49	30.6	0.64	0.57
200434208	1	7/15/2004	2.7	200398128	Duroc	Control	200346102	D	11	1			3	1	7/30/04	15	7.4	0.31	9/2/2004	1	49	35.2	0.82	0.66

Animal	Sex	Birth Date	Weight	Sire	Sire Genetics	Sire Treatment	Dam	Dam Sire Code	Nipples	Abnormality	Disposal Date	Disposal Reason	Sex (after Castration)	Live at weaning	Weaning Date	Age at Weaning	Weaning Weight	ADG at Weaning	Week 8 Weigh Date	Live at 8 weeks	Age at Week 8	Week 8 Weight	Week 8 ADG	Week 8 WDA
200434209	1	7/15/2004	2.3	200398128	Duroc	Control	200346102	D	13	1			3	1	7/30/04	15	7	0.31	9/2/2004	1	49	23.6	0.49	0.43
200434210	1	7/15/2004	2.0	200398128	Duroc	Control	200346102	D	12	1			3	1	7/30/04	15	7.1	0.34	9/2/2004	1	49	28.0	0.61	0.53
200434211	1	7/15/2004	2.4	200398128	Duroc	Control	200346102	D	12	1	7/15/2004	STLB		0						0				
200434212	2	7/15/2004	2.9	200398128	Duroc	Control	200346102	D	12	1	7/15/2004	STLB		0						0				
200434213	2	7/15/2004	2.2	200398128	Duroc	Control	200346102	D	12	1	7/15/2004	STLB		0						0				
200432901	2	7/13/2004	4.1	200395515	Duroc	Control	200346104	D	14	1			2	1	7/30/04	17	13	0.52	9/2/2004	1	51	39.8	0.79	0.70
200432902	2	7/13/2004	4.1	200395515	Duroc	Control	200346104	D	12	1			2	1	7/30/04	17	13.2	0.54	9/2/2004	1	51	39.0	0.76	0.68
200432903	2	7/13/2004	3.9	200395515	Duroc	Control	200346104	D	13	1			2	1	7/30/04	17	13.2	0.55	9/2/2004	1	51	44.0	0.91	0.79
200432904	2	7/13/2004	3.8	200395515	Duroc	Control	200346104	D	14	1			2	1	7/30/04	17	11.9	0.48	9/2/2004	1	51	35.8	0.70	0.63
200432905	2	7/13/2004	3.8	200395515	Duroc	Control	200346104	D	14	1			2	1	7/30/04	17	11.6	0.46	9/2/2004	1	51	35.6	0.71	0.62
200432906	2	7/13/2004	3.3	200395515	Duroc	Control	200346104	D	12	1			2	1	7/30/04	17	12.7	0.55	9/2/2004	1	51	39.0	0.77	0.70
200432907	1	7/13/2004	4.2	200395515	Duroc	Control	200346104	D	14	1			3	1	7/30/04	17	12.8	0.51	9/2/2004	1	51	36.6	0.70	0.64
200432908	1	7/13/2004	4.3	200395515	Duroc	Control	200346104	D	14	1			3	1	7/30/04	17	15.6	0.66	9/2/2004	1	51	43.8	0.83	0.77
200432909	1	7/13/2004	3.9	200395515	Duroc	Control	200346104	D	13	1			3	1	7/30/04	17	13.7	0.58	9/2/2004	1	51	34.2	0.60	0.59
200432910	1	7/13/2004	3.4	200395515	Duroc	Control	200346104	D	12	1			3	1	7/30/04	17	11.6	0.48	9/2/2004	1	51	43.6	0.94	0.79
200432911	1	7/13/2004	3.6	200395515	Duroc	Control	200346104	D	14	1			3	1	7/30/04	17	10.2	0.39	9/2/2004	1	51	37.2	0.79	0.66
200432912	1	7/13/2004	3.2	200395515	Duroc	Control	200346104	D	12	1			3	1	7/30/04	17	12.7	0.56	9/2/2004	1	51	35.6	0.67	0.64
200432913	1	7/13/2004	3.0	200395515	Duroc	Control	200346104	D	14	1			3	1	7/30/04	17	11.1	0.48	9/2/2004	1	51	32.6	0.63	0.58

Abnormality Codes:		
1	=	None
4	=	Atresia ani
6	=	Spraddle Legs
99	=	Other

Disposal Codes:		
DDFR	=	Destroyed Deformed
DINJ	=	Destroyed Injury
OVRL	=	Overlay
STLB	=	Still Born
UNK	=	Unknown
WEAK	=	Weak

Treatment	Genetics	Boar ID	# Piglets Born	Live at Birth	# Mummies	# Stillborn	Males Weaned	Females Weaned	Weaned In Litter	Weaned in Litter by Dam	8 weeks of Age
Clone	TX1	2	81	71	3	7	30	31	61	57	58
Clone	TX1	3	128	113	4	11	50	41	91	80	99
Clone	TX1	5	75	71	1	3	33	29	62	55	61
Clone	TX2	7	118	103	0	15	43	38	81	76	85
Control	TX1	H498	61	54	2	5	19	29	48	45	55
Control	TX2	25515	105	95	4	6	51	36	87	80	75
Control	TX2	18128	134	118	0	16	64	44	108	88	102
		Total	702	625	14	63	290	248	538	481	535

Treatment	Genetics	Boar ID	# Obs	Birth WT (lbs)	Nipple Count	Weaning WT (lbs)	ADG at Weaning (lbs)	8 wk weight	ADG at 8 wk (lbs/day)	WDA at 8 wk (lbs/day)	BW (kg)
Clone	TX1	2	78	3.41	13.77	11.50	0.44	38.62	0.77	0.65	1.55128
Clone	TX1	3	124	3.14	13.89	10.51	0.44	33.74	0.67	0.60	1.42595
Clone	TX1	5	74	3.39	13.82	11.05	0.43	37.93	0.76	0.65	1.54177
Clone	TX2	7	118	3.35	13.25	10.96	0.45	39.48	0.84	0.72	1.52388
Control	TX1	H498	59	3.33	14.00	10.68	0.40	33.00	0.65	0.57	1.51541
Control	TX2	25515	101	3.26	13.94	11.08	0.45	37.67	0.78	0.67	1.4829
Control	TX2	18128	134	3.09	13.14	10.70	0.42	38.92	0.85	0.69	1.40636

	Animal	Sex	Sire	Disposal Date	Disposal Code	8 weeks		12 weeks		16 weeks		20 weeks		24 weeks		28 w
						Date	Weight (lbs)	Date	Weight (lbs)	Date	Weight (lbs)	Date	Weight (lbs)	Date	Weight (lbs)	Date
1	200430501	2	200190498	1/6/05	6	9/1/04	38.0	10/5/04	96.0	11/2/04	142.6	11/30/04	200.2	12/28/04	254.0	
2	200430502	2	200190498	1/3/05	6	9/1/04	36.8	10/5/04	95.6	11/2/04	156.6	11/30/04	206.6	12/28/04	270.8	
3	200430503	2	200190498	12/13/04	6	9/1/04	35.8	10/5/04	94.2	11/2/04	158.0	11/30/04	226.0			
4	200430504	2	200190498	1/12/05	6	9/1/04	28.4	10/5/04	72.6	11/2/04	128.4	11/30/04	183.2	12/28/04	242.0	
5	200430505	2	200190498	2/10/05	8	9/1/04	32.4	10/5/04	77.8	11/2/04	123.8	11/30/04	178.6	12/28/04	223.8	1/25/0
6	200430506	2	200190498	1/10/05	6	9/1/04	34.2	10/5/04	87.4	11/2/04	140.0	11/30/04	193.8	12/28/04	248.4	
7	200430507	1	200190498	1/20/05	6	9/1/04	32.4	10/5/04	84.4	11/2/04	130.2	11/30/04	183.2	12/28/04	235.6	
8	200430508	1	200190498	12/13/04	6	9/1/04	36.4	10/5/04	96.8	11/2/04	163.4	11/30/04	234.4			
9	200430509	1	200190498	1/3/05	6	9/1/04	27.2	10/5/04	70.4	11/2/04	133.2	11/30/04	195.4	12/28/04	258.8	
10	200430510	1	200190498	12/21/04	6	9/1/04	36.0	10/5/04	89.8	11/2/04	145.6	11/30/04	207.6			
11	200430601	2	200390005	12/14/04	3	9/1/04	33.8	10/5/04	63.2	11/2/04	98.0	11/30/04	132.0			
12	200430602	2	200390005	1/20/05	6	9/1/04	39.8	10/5/04	91.4	11/2/04	144.8	11/30/04	197.4	12/28/04	241.0	
13	200430603	2	200390005	2/2/05	6	9/1/04	35.6	10/5/04	87.4	11/2/04	139.0	11/30/04	182.4	12/28/04	196.2	1/25/0
14	200430604	1	200390005	12/13/04	6	9/1/04	48.4	10/5/04	112.2	11/2/04	181.2	11/30/04	252.6			
15	200430605	1	200390005	12/15/04	6	9/1/04	41.4	10/5/04	102.0	11/2/04	163.2	11/30/04	222.2			
16	200430606	1	200390005	12/29/04	6	9/1/04	32.6	10/5/04	83.2	11/2/04	133.2	11/30/04	196.4			
17	200430607	1	200390005	12/15/04	6	9/1/04	37.8	10/5/04	104.0	11/2/04	169.4	11/30/04	230.0			
18	200430608	1	200390005	1/3/05	6	9/1/04	40.8	10/5/04	97.8	11/2/04	153.8	11/30/04	203.6	12/28/04	268.0	
19	200430609	1	200390005	12/15/04	6	9/1/04	37.2	10/5/04	100.6	11/2/04	155.6	11/30/04	220.0			
20	200430610	1	200390005	1/10/05	6	9/1/04	37.8	10/5/04	86.2	11/2/04	131.8	11/30/04	189.6	12/28/04	246.4	
21	200430611	1	200390005	1/12/05	6	9/1/04	34.8	10/5/04	92.8	11/2/04	145.4	11/30/04	198.0	12/28/04	245.4	
22	200430701	2	200390002	1/10/05	6	9/1/04	33.4	10/5/04	81.2	11/2/04	132.6	11/30/04	187.2	12/28/04	248.6	
23	200430702	2	200390002	1/20/05	6	9/1/04	35.4	10/5/04	87.8	11/2/04	146.6	11/30/04	185.2	12/28/04	231.4	
24	200430703	2	200390002	12/20/04	6	9/1/04	38.0	10/5/04	97.4	11/2/04	154.6	11/30/04	213.0			
25	200430704	2	200390002	12/27/04	6	9/1/04	37.2	10/5/04	94.2	11/2/04	151.0	11/30/04	209.0			
26	200430705	2	200390002	12/15/04	6	9/1/04	38.6	10/5/04	100.0	11/2/04	157.4	11/30/04	221.0			
27	200430706	1	200390002	12/13/04	6	9/1/04	40.0	10/5/04	111.8	11/2/04	177.0	11/30/04	244.2			
28	200430707	1	200390002	12/13/04	6	9/1/04	49.8	10/5/04	108.6	11/2/04	175.0	11/30/04	239.8			
29	200430708	1	200390002	12/15/04	6	9/1/04	41.0	10/5/04	96.0	11/2/04	150.4	11/30/04	220.4			
30	200430709	1	200390002	12/13/04	6	9/1/04	45.6	10/5/04	110.0	11/2/04	175.0	11/30/04	239.4			
31	200430710	1	200390002	12/13/04	6	9/1/04	44.4	10/5/04	104.4	11/2/04	171.2	11/30/04	252.2			
32	200430711	1	200390002	12/13/04	6	9/1/04	36.8	10/5/04	99.6	11/2/04	168.8	11/30/04	237.0			
33	200430801	2	200390005	1/20/05	6	9/1/04	37.6	10/5/04	90.8	11/2/04	133.4	11/30/04	179.0	12/28/04	233.8	
34	200430802	2	200390005	12/27/04	6	9/1/04	45.0	10/5/04	95.2	11/2/04	152.2	11/30/04	209.8			
35	200430803	1	200390005	12/29/04	6	9/1/04	35.2	10/5/04	79.4	11/2/04	137.0	11/30/04	198.6			
36	200430804	1	200390005	12/13/04	6	9/1/04	50.4	10/5/04	98.0	11/2/04	165.8	11/30/04	238.6			
37	200430805	1	200390005	12/13/04	6	9/1/04	43.6	10/5/04	93.4	11/2/04	152.8	11/30/04	231.8			
38	200430902	1	200390003	12/13/04	6	9/1/04	44.2	10/5/04	105.0	11/2/04	168.4	11/30/04	230.4			
39	200430903	1	200390003	12/20/04	6	9/1/04	43.6	10/5/04	97.6	11/2/04	153.6	11/30/04	217.0			

	Animal	Sex	Sire	Disposal Date	Disposal Code	8 weeks		12 weeks		16 weeks		20 weeks		24 weeks		28 w
						Date	Weight (lbs)	Date	Weight (lbs)	Date	Weight (lbs)	Date	Weight (lbs)	Date	Weight (lbs)	Date
40	200430905	1	200390003	12/13/04	6	9/1/04	48.8	10/5/04	113.6	11/2/04	175.2	11/30/04	239.0			
41	200430906	1	200390003	12/13/04	6	9/1/04	47.6	10/5/04	101.4	11/2/04	164.6	11/30/04	234.2			
42	200431001	2	200390002	11/5/04	3	9/1/04	45.6	10/5/04	103.4							
43	200431002	2	200390002	1/12/05	6	9/1/04	33.4	10/5/04	76.8	11/2/04	129.0	11/30/04	179.8	12/28/04	240.8	
44	200431003	2	200390002	12/20/04	6	9/1/04	39.8	10/5/04	93.2	11/2/04	146.2	11/30/04	210.4			
45	200431004	2	200390002	1/12/05	6	9/1/04	29.6	10/5/04	71.2	11/2/04	115.2	11/30/04	172.8	12/28/04	236.8	
46	200431005	2	200390002	1/20/05	6	9/1/04	35.4	10/5/04	77.4	11/2/04	128.6	11/30/04	184.6	12/28/04	233.0	
47	200431006	1	200390002	12/13/04	6	9/1/04	50.8	10/5/04	110.6	11/2/04	179.0	11/30/04	243.8			
48	200431007	1	200390002	1/3/05	6	9/1/04	36.0	10/5/04	82.0	11/2/04	134.8	11/30/04	189.2	12/28/04	256.2	
49	200431008	1	200390002	12/15/04	6	9/1/04	40.6	10/5/04	100.8	11/2/04	163.0	11/30/04	222.2			
50	200431009	1	200390002	12/13/04	6	9/1/04	46.4	10/5/04	106.4	11/2/04	171.0	11/30/04	236.8			
51	200431010	1	200390002	1/12/05	6	9/1/04	32.0	10/5/04	73.8	11/2/04	126.2	11/30/04	185.2	12/28/04	241.4	
52	200431011	1	200390002	12/20/04	6	9/1/04	40.6	10/5/04	100.4	11/2/04	164.6	11/30/04	222.2			
53	200431012	1	200390002	1/3/05	6	9/1/04	40.4	10/5/04	93.8	11/2/04	152.6	11/30/04	204.0	12/28/04	274.0	
54	200431401	2	200390005	12/27/04	6	9/1/04	41.2	10/5/04	86.0	11/2/04	135.6	11/30/04	202.6			
55	200431402	2	200390005	1/3/05	6	9/1/04	45.2	10/5/04	99.8	11/2/04	152.2	11/30/04	206.0	12/28/04	260.2	
56	200431403	2	200390005	12/27/04	6	9/1/04	33.4	10/5/04	78.4	11/2/04	134.2	11/30/04	199.6			
57	200431404	2	200390005	12/13/04	6	9/1/04	39.0	10/5/04	91.4	11/2/04	152.0	11/30/04	231.0			
58	200431405	2	200390005	12/15/04	6	9/1/04	43.8	10/5/04	99.4	11/2/04	150.2	11/30/04	218.2			
59	200431406	2	200390005	12/20/04	6	9/1/04	32.4	10/5/04	79.2	11/2/04	136.8	11/30/04	207.6			
60	200431407	2	200390005	12/15/04	6	9/1/04	39.8	10/5/04	101.4	11/2/04	164.2	11/30/04	226.6			
61	200431408	2	200390005	12/13/04	6	9/1/04	41.4	10/5/04	106.4	11/2/04	167.2	11/30/04	234.4			
62	200431409	5	200390005	1/3/05	6	9/1/04	46.4	10/5/04	88.2	11/2/04	153.2	12/7/04	232.4			
63	200431410	1	200390005	1/6/05	6	9/1/04	32.4	10/5/04	72.2	11/2/04	135.0	11/30/04	186.8	12/28/04	251.2	
64	200431411	1	200390005	12/13/04	6	9/1/04	38.6	10/5/04	93.4	11/2/04	158.0	11/30/04	226.2			
65	200431501	2	200390002	12/15/04	6	9/1/04	38.4	10/5/04	95.4	11/2/04	156.8	11/30/04	224.8			
66	200431502	2	200390002	12/13/04	6	9/1/04	46.2	10/5/04	108.2	11/2/04	166.6	11/30/04	238.8			
67	200431503	2	200390002	1/18/05	6	9/1/04	42.0	10/5/04	89.0	11/2/04	132.6	11/30/04	192.6	12/28/04	240.2	
68	200431504	1	200390002	12/15/04	6	9/1/04	46.2	10/5/04	100.0	11/2/04	159.0	11/30/04	220.0			
69	200431505	1	200390002	12/13/04	6	9/1/04	41.0	10/5/04	99.4	11/2/04	158.8	11/30/04	231.2			
70	200431506	1	200390002	1/6/05	6	9/1/04	44.0	10/5/04	86.8	11/2/04	136.8	11/30/04	184.6	12/28/04	249.4	
71	200431601	2	200390002	1/12/05	6	9/1/04	33.6	10/5/04	81.4	11/2/04	129.2	11/30/04	188.2	12/28/04	242.0	
72	200431602	2	200390002	1/20/05	6	9/1/04	38.0	10/5/04	92.2	11/2/04	142.8	11/30/04	194.2	12/28/04	239.6	
73	200431603	2	200390002	1/6/05	6	9/1/04	35.8	10/5/04	85.4	11/2/04	139.2	11/30/04	191.8	12/28/04	251.2	
74	200431604	2	200390002	12/20/04	6	9/1/04	36.2	10/5/04	94.6	11/2/04	155.4	11/30/04	215.4			
75	200431605	2	200390002	1/12/05	6	9/1/04	31.4	10/5/04	80.2	11/2/04	137.2	11/30/04	190.2	12/28/04	243.4	
76	200431606	1	200390002	12/15/04	6	9/1/04	40.8	10/5/04	96.6	11/2/04	160.6	11/30/04	224.4			
77	200431607	1	200390002	12/29/04	6	9/1/04	36.0	10/5/04	92.6	11/2/04	151.6	11/30/04	207.2			
78	200431608	1	200390002	12/13/04	6	9/1/04	45.4	10/5/04	94.4	11/2/04	162.2	11/30/04	230.4			

	Animal	Sex	Sire	Disposal Date	Disposal Code	8 weeks		12 weeks		16 weeks		20 weeks		24 weeks		28 w
						Date	Weight (lbs)	Date	Weight (lbs)	Date	Weight (lbs)	Date	Weight (lbs)	Date	Weight (lbs)	Date
79	200431610	1	200390002	12/20/04	6	9/1/04	36.0	10/5/04	91.0	11/2/04	149.6	11/30/04	212.8			
80	200431701	2	200390005	1/10/05	6	9/1/04	33.8	10/5/04	81.6	11/2/04	137.0	11/30/04	195.8	12/28/04	249.8	
81	200431702	1	200390005	1/12/05	6	9/1/04	36.4	10/5/04	84.0	11/2/04	136.8	11/30/04	188.2	12/28/04	245.4	
82	200431703	1	200390005	12/27/04	6	9/1/04	37.8	10/5/04	90.6	11/2/04	135.6	11/30/04	199.4			
83	200431704	1	200390005	12/27/04	6	9/1/04	38.0	10/5/04	93.8	11/2/04	149.4	11/30/04	208.2			
84	200431706	1	200390005	12/27/04	6	9/1/04	39.0	10/5/04	92.0	11/2/04	145.6	11/30/04	206.0			
85	200431708	1	200390005	1/18/05	6	9/1/04	27.6	10/5/04	77.4	11/2/04	119.4	11/30/04	168.6	12/28/04	232.0	
86	200431801	2	200398128	12/27/04	6	9/1/04	37.4	10/5/04	88.6	11/2/04	136.0	11/30/04	202.2			
87	200431802	2	200398128	12/15/04	6	9/1/04	44.0	10/5/04	96.8	11/2/04	156.2	11/30/04	222.8			
88	200431803	2	200398128	1/20/05	6	9/1/04	24.4	10/5/04	68.8	11/2/04	116.4	11/30/04	174.8	12/28/04	226.8	
89	200431804	1	200398128	2/2/05	6	9/1/04	28.2	10/5/04	59.6	11/2/04	104.8	11/30/04	145.0	12/28/04	169.4	1/25/0
90	200431805	1	200398128	12/21/04	6	9/1/04	32.6	10/5/04	77.8	11/2/04	142.6	11/30/04	212.0			
91	200432001	2	200390002	1/6/05	6	9/2/04	42.2	10/5/04	87.6	11/2/04	140.0	11/30/04	195.2	12/28/04	253.2	
92	200432002	2	200390002	12/29/04	6	9/2/04	42.6	10/5/04	86.6	11/2/04	129.4	11/30/04	195.0			
93	200432003	2	200390002	1/18/05	6	9/2/04	40.6	10/5/04	86.2	11/2/04	133.2	11/30/04	183.8	12/28/04	238.0	
94	200432004	1	200390002	12/20/04	6	9/2/04	45.8	10/5/04	101.8	11/2/04	158.2	11/30/04	218.4			
95	200432005	1	200390002	1/6/05	6	9/2/04	39.8	10/5/04	90.6	11/2/04	141.8	11/30/04	197.0			
96	200432006	1	200390002	12/29/04	6	9/2/04	40.4	10/5/04	97.4	11/2/04	154.0	11/30/04	208.8			
97	200432007	1	200390002	1/3/05	6	9/2/04	41.4	10/5/04	91.4	11/2/04	138.6	11/30/04	195.2	12/28/04	262.8	
98	200432008	1	200390002	1/18/05	6	9/2/04	30.0	10/5/04	71.0	11/2/04	124.2	11/30/04	181.4	12/28/04	236.2	
99	200432101	2	200390003	12/29/04	6	9/1/04	38.4	10/5/04	85.0	11/2/04	138.2	11/30/04	199.2			
100	200432102	2	200390003	1/6/05	6	9/1/04	32.4	10/5/04	87.6	11/2/04	136.6	11/30/04	190.2	12/28/04	250.4	
101	200432103	2	200390003	12/20/04	6	9/1/04	35.2	10/5/04	94.6	11/2/04	158.4	11/30/04	218.6			
102	200432104	1	200390003	1/3/05	6	9/1/04	34.4	10/5/04	89.8	11/2/04	146.8	11/30/04	200.8	12/28/04	261.0	
103	200432105	1	200390003	12/27/04	6	9/1/04	34.8	10/5/04	89.4	11/2/04	148.4	11/30/04	208.4			
104	200432106	1	200390003	12/20/04	7	9/1/04	40.0	10/5/04	94.6	11/2/04	148.8	11/30/04	213.4			
105	200432108	1	200390003	12/20/04	6	9/1/04	38.0	10/5/04	90.6	11/2/04	147.6	11/30/04	210.8			
106	200432109	1	200390003	1/3/05	7	9/1/04	32.6	10/5/04	83.4	11/2/04	140.6	11/30/04	196.0	12/28/04	257.2	
107	200432301	2	200390003	1/12/05	7	9/2/04	32.8	10/5/04	79.4	11/2/04	132.8	11/30/04	190.6	12/28/04	245.8	
108	200432302	2	200390003	12/29/04	6	9/2/04	28.6	10/5/04	74.4	11/2/04	131.2	11/30/04	196.4			
109	200432303	2	200390003	1/12/05	7	9/2/04	35.8	10/5/04	87.6	11/2/04	141.4	11/30/04	194.2	12/28/04	244.6	
110	200432304	2	200390003	1/18/05	6	9/2/04	37.2	10/5/04	87.8	11/2/04	144.8	11/30/04	193.0	12/28/04	240.8	
111	200432305	2	200390003	2/10/05	8	9/2/04	28.2	10/5/04	72.0	11/2/04	129.4	11/30/04	171.8	12/28/04	216.4	1/25/0
112	200432306	2	200390003	2/2/05	6	9/2/04	26.8	10/5/04	73.6	11/2/04	125.8	11/30/04	182.6	12/28/04	221.0	1/25/0
113	200432307	1	200390003	1/6/05	7	9/2/04	30.6	10/5/04	72.4	11/2/04	123.2	11/30/04	187.6	12/28/04	250.2	
114	200432308	1	200390003	12/20/04	6	9/2/04	38.6	10/5/04	85.8	11/2/04	149.0	11/30/04	214.4			
115	200432309	1	200390003	2/10/05	8	9/2/04	22.0	10/5/04	59.4	11/2/04	108.6	11/30/04	170.0	12/28/04	226.2	
116	200432310	1	200390003	12/20/04	6	9/2/04	34.4	10/5/04	90.6	11/2/04	153.0	11/30/04	211.6			
117	200432311	1	200390003	1/6/05	7	9/2/04	29.8	10/5/04	80.4	11/2/04	136.0	11/30/04	187.4	12/28/04	252.4	

	Animal	Sex	Sire	Disposal Date	Disposal Code	8 weeks		12 weeks		16 weeks		20 weeks		24 weeks		28 w
						Date	Weight (lbs)	Date	Weight (lbs)	Date	Weight (lbs)	Date	Weight (lbs)	Date	Weight (lbs)	Date
118	200432312	1	200390003	1/6/05	6	9/2/04	25.0	10/5/04	70.2	11/2/04	117.2	11/30/04	180.6	12/28/04	249.4	
119	200432401	2	200390002	1/6/05	6	9/2/04	33.8	10/5/04	78.2	11/2/04	130.2	11/30/04	182.8	12/28/04	248.8	
120	200432402	2	200390002	12/27/04	6	9/2/04	37.0	10/5/04	81.0	11/2/04	131.4	11/30/04	197.6			
121	200432403	2	200390002	1/12/05	6	9/2/04	32.8	10/5/04	73.4	11/2/04	117.6	11/30/04	176.2	12/28/04	239.8	
122	200432404	2	200390002	12/20/04	6	9/2/04	37.9	10/5/04	93.8	11/2/04	151.4	11/30/04	210.8			
123	200432405	1	200390002	12/13/04	6	9/2/04	43.6	10/5/04	101.8	11/2/04	157.0	11/30/04	226.6			
124	200432406	1	200390002	12/20/04	6	9/2/04	42.8	10/5/04	102.2	11/2/04	165.0	11/30/04	220.8			
125	200432407	1	200390002	1/10/05	6	9/2/04	33.8	10/5/04	80.4	11/2/04	137.6	11/30/04	191.6	12/28/04	248.4	
126	200432501	2	200390003	12/29/04	6	9/2/04	47.6	10/5/04	106.4	11/2/04	160.2	11/30/04	211.2			
127	200432502	2	200390003	1/6/05	7	9/2/04	41.2	10/5/04	88.4	11/2/04	138.4	11/30/04	196.8	12/28/04	255.6	
128	200432503	2	200390003	12/29/04	6	9/2/04	43.9	10/5/04	97.4	11/2/04	152.6	11/30/04	207.8			
129	200432504	2	200390003	1/6/05	6	9/2/04	41.0	10/5/04	91.2	11/2/04	143.0	11/30/04	197.0	12/28/04	252.0	
130	200432506	2	200390003	1/26/05	6	9/2/04	25.0	10/5/04	59.8	11/2/04	105.4	11/30/04	156.0	12/28/04	211.6	
131	200432507	1	200390003	1/18/05	6	9/2/04	39.2	10/5/04	91.6	11/2/04	143.4	11/30/04	194.2	12/28/04	243.8	
132	200432508	1	200390003	9/3/04	3	9/2/04	14.4									
133	200432601	2	200398128	12/21/04	6	9/2/04	38.6	10/5/04	84.2	11/2/04	143.8	11/30/04	207.2			
134	200432602	2	200398128	12/21/04	6	9/2/04	34.8	10/5/04	88.2	11/2/04	135.8	11/30/04	208.6			
135	200432603	2	200398128	1/4/05	4	9/2/04	39.0	10/5/04	85.0	11/2/04	143.6	11/30/04	204.2			
136	200432604	2	200398128	12/29/04	6	9/2/04	40.0	10/5/04	85.8	11/2/04	143.6	11/30/04	202.8			
137	200432605	2	200398128	1/14/05	4	9/2/04	31.6	10/5/04	74.4	11/2/04	130.4	11/30/04	190.0	12/28/04	249.8	
138	200432607	1	200398128	12/21/04	6	9/2/04	37.2	10/5/04	94.8	11/2/04	158.8	11/30/04	219.4			
139	200432608	1	200398128	1/4/05	4	9/2/04	32.2	10/5/04	73.2	11/2/04	134.6	11/30/04	203.2			
140	200432609	1	200398128	12/15/04	6	9/2/04	37.8	10/5/04	89.6	11/2/04	143.4	11/30/04	216.6			
141	200432610	1	200398128	12/21/04	6	9/2/04	32.0	10/5/04	82.4	11/2/04	142.8	11/30/04	210.4			
142	200432701	2	200390003	1/11/05	3	9/2/04	42.4	10/5/04	89.6	11/2/04	145.4	11/30/04	179.2	12/28/04	170.2	
143	200432702	2	200390003	12/27/04	6	9/2/04	37.6	10/5/04	89.0	11/2/04	149.8	11/30/04	209.6			
144	200432703	1	200390003	2/10/05	8	9/2/04	37.3	10/5/04	82.8	11/2/04	137.8	11/30/04	194.6	12/28/04	243.0	
145	200432704	1	200390003	12/20/04	6	9/2/04	31.8	10/5/04	87.8	11/2/04	143.0	11/30/04	208.2			
146	200432705	1	200390003	12/20/04	6	9/2/04	37.2	10/5/04	88.0	11/2/04	149.0	11/30/04	214.0			
147	200432706	1	200390003	12/20/04	6	9/2/04	38.8	10/5/04	85.0	11/2/04	147.6	11/30/04	211.0			
148	200432901	2	200395515	1/12/05	6	9/2/04	39.8	10/5/04	91.4	11/2/04	135.4	11/30/04	188.0	12/28/04	243.6	
149	200432902	2	200395515	10/20/04	3	9/2/04	39.0	10/5/04	87.2							
150	200432903	2	200395515	1/4/05	4	9/2/04	44.0	10/5/04	104.2	11/2/04	151.6	11/30/04	217.0			
151	200432904	2	200395515	1/10/05	6	9/2/04	35.8	10/5/04	84.6	11/2/04	134.8	11/30/04	185.8	12/28/04	247.6	
152	200432905	2	200395515	1/4/05	4	9/2/04	35.6	10/5/04	92.2	11/2/04	140.8	11/30/04	207.4			
153	200432906	2	200395515	1/10/05	6	9/2/04	39.0	10/5/04	84.2	11/2/04	141.4	11/30/04	190.8	12/28/04	249.2	
154	200432907	1	200395515	12/21/04	6	9/2/04	36.6	10/5/04	86.2	11/2/04	146.4	11/30/04	212.0			
155	200432908	1	200395515	1/4/05	4	9/2/04	43.8	10/5/04	99.2	11/2/04	155.2	11/30/04	219.6			
156	200432909	1	200395515	12/29/04	6	9/2/04	34.2	10/5/04	90.0	11/2/04	132.6	11/30/04	196.0			

	Animal	Sex	Sire	Disposal Date	Disposal Code	8 weeks		12 weeks		16 weeks		20 weeks		24 weeks		28 w
						Date	Weight (lbs)	Date	Weight (lbs)	Date	Weight (lbs)	Date	Weight (lbs)	Date	Weight (lbs)	Date
157	200432910	1	200395515	1/4/05	4	9/2/04	43.6	10/5/04	98.2	11/2/04	158.0	11/30/04	232.6			
158	200432911	1	200395515	12/15/04	6	9/2/04	37.2	10/5/04	87.0	11/2/04	146.8	11/30/04	217.8			
159	200432912	1	200395515	1/4/05	4	9/2/04	35.6	10/5/04	80.8	11/2/04	141.6	11/30/04	206.4			
160	200432913	1	200395515	12/21/04	6	9/2/04	32.6	10/5/04	79.4	11/2/04	129.4	11/30/04	200.4			
161	200433001	2	200390003	1/20/05	6	9/2/04	34.4	10/5/04	97.8	11/2/04	135.2	11/30/04	183.6	12/28/04	234.6	
162	200433002	2	200390003	1/10/05	6	9/2/04	32.4	10/5/04	76.4	11/2/04	127.4	11/30/04	183.4	12/28/04	244.4	
163	200433003	2	200390003	1/6/05	6	9/2/04	29.6	10/5/04	68.2	11/2/04	122.2	11/30/04	182.8	12/28/04	248.8	
164	200433004	1	200390003	2/10/05	8	9/2/04	34.6	10/5/04	83.4	11/2/04	139.6	11/30/04	186.8	12/28/04	237.4	
165	200433005	1	200390003	1/3/05	7	9/2/04	33.4	10/5/04	80.6	11/2/04	141.8	11/30/04	194.6	12/28/04	259.2	
166	200433006	1	200390003	1/12/05	7	9/2/04	28.8	10/5/04	82.0	11/2/04	136.0	11/30/04	184.8	12/28/04	242.0	
167	200433007	2	200390003	1/18/05	6	9/2/04	31.4	10/5/04	75.6	11/2/04	123.2	11/30/04	177.8	12/28/04	238.4	
168	200433008	1	200390003	1/12/05	7	9/2/04	29.0	10/5/04	80.6	11/2/04	136.8	11/30/04	192.2	12/28/04	245.6	
169	200433010	1	200390003	1/20/05	6	9/1/04	24.6	10/12/04	77.8	11/9/04	130.8	12/7/04	183.2	1/4/05	237.2	
170	200433011	1	200390003	1/26/05	6	9/1/04	18.8	10/12/04	67.8	11/9/04	108.0	12/7/04	166.8	1/4/05	221.8	
171	200433201	2	200390005	12/15/04	6	9/2/04	39.6	10/5/04	93.0	11/2/04	157.0	11/30/04	223.6			
172	200433202	2	200390005	1/10/05	6	9/2/04	31.2	10/5/04	70.8	11/2/04	124.4	11/30/04	181.4	12/28/04	228.2	
173	200433203	2	200390005	1/3/05	6	9/2/04	32.6	10/5/04	79.0	11/2/04	140.8	11/30/04	199.4	12/28/04	267.6	
174	200433204	2	200390005	1/26/05	6	9/2/04	27.6	10/5/04	71.6	11/2/04	122.6	11/30/04	179.0	12/28/04	224.0	
175	200433205	1	200390005	12/20/04	6	9/2/04	36.4	10/5/04	89.4	11/2/04	153.8	11/30/04	215.4			
176	200433206	1	200390005	12/27/04	6	9/2/04	34.2	10/5/04	83.6	11/2/04	144.4	11/30/04	204.4			
177	200433207	1	200390005	12/29/04	6	9/2/04	30.6	10/5/04	79.2	11/2/04	138.2	11/30/04	198.8			
178	200433208	1	200390005	1/20/05	6	9/2/04	31.8	10/5/04	84.4	11/2/04	135.0	11/30/04	185.4	12/28/04	232.8	
179	200433301	2	200190498	12/15/04	6	9/2/04	33.4	10/5/04	92.4	11/2/04	153.8	11/30/04	218.2			
180	200433302	2	200190498	1/18/05	6	9/2/04	23.4	10/5/04	83.2	11/2/04	128.8	11/30/04	190.6	12/28/04	246.6	
181	200433303	2	200190498	1/18/05	6	9/2/04	22.0	10/5/04	70.8	11/2/04	123.8	11/30/04	183.2	12/28/04	239.0	
182	200433304	2	200190498	2/10/05	8	9/1/04	18.8	10/12/04	69.4	11/9/04	115.0	12/7/04	182.6	1/4/05	232.4	
183	200433305	2	200190498	2/10/05	8	9/2/04	19.8	10/5/04	65.2	11/2/04	115.4	11/30/04	167.0	12/28/04	219.8	
184	200433306	1	200190498	12/21/04	6	9/2/04	35.2	10/5/04	87.8	11/2/04	154.4	11/30/04	215.0			
185	200433307	1	200190498	12/21/04	6	9/2/04	34.6	10/5/04	97.0	11/2/04	154.2	11/30/04	216.0			
186	200433401	2	200190498	1/20/05	6	9/2/04	31.2	10/5/04	81.6	11/2/04	130.4	11/30/04	176.2	12/28/04	228.6	
187	200433402	2	200190498	1/3/05	6	9/2/04	32.8	10/5/04	89.6	11/2/04	144.8	11/30/04	195.0	12/28/04	260.8	
188	200433403	2	200190498	1/3/05	6	9/2/04	30.0	10/5/04	82.2	11/2/04	139.0	11/30/04	193.2	12/28/04	264.4	
189	200433404	2	200190498	12/29/04	6	9/2/04	32.8	10/5/04	88.4	11/2/04	136.8	11/30/04	198.8			
190	200433405	2	200190498	12/21/04	6	9/2/04	33.6	10/5/04	95.4	11/2/04	146.8	11/30/04	210.0			
191	200433406	2	200190498	1/18/05	6	9/2/04	28.6	10/5/04	86.0	11/2/04	132.2	11/30/04	183.2	12/28/04	240.2	
192	200433407	2	200190498	2/10/05	8	9/1/04	23.2	10/12/04	74.4	11/9/04	123.6	12/7/04	174.6	1/4/05	218.2	
193	200433408	1	200190498	12/21/04	6	9/2/04	38.9	10/5/04	96.0	11/2/04	156.4	11/30/04	215.0			
194	200433409	1	200190498	12/13/04	6	9/2/04	44.6	10/5/04	98.4	11/2/04	164.4	11/30/04	231.0			
195	200433501	2	200190498	1/3/05	6	9/2/04	28.8	10/12/04	81.0	11/9/04	129.8	12/7/04	201.4			

	Animal	Sex	Sire	Disposal Date	Disposal Code	8 weeks		12 weeks		16 weeks		20 weeks		24 weeks		28 w
						Date	Weight (lbs)	Date	Weight (lbs)	Date	Weight (lbs)	Date	Weight (lbs)	Date	Weight (lbs)	Date
196	200433502	2	200190498	1/6/05	6	9/2/04	35.8	10/5/04	84.0	11/2/04	128.6	11/30/04	180.0	12/28/04	251.6	
197	200433503	2	200190498	1/6/05	6	9/2/04	26.4	10/5/04	70.8	11/2/04	121.0	11/30/04	176.8	12/28/04	246.6	
198	200433504	2	200190498	1/3/05	6	9/2/04	32.9	10/5/04	86.0	11/2/04	130.6	11/30/04	184.4	12/28/04	256.8	
199	200433505	2	200190498	12/21/04	6	9/2/04	33.9	10/5/04	93.0	11/2/04	148.6	11/30/04	215.0			
200	200433506	2	200190498	1/10/05	6	9/2/04	28.8	10/5/04	76.8	11/2/04	127.2	11/30/04	189.2	12/28/04	248.6	
201	200433507	2	200190498	1/6/05	6	9/2/04	25.8	10/5/04	72.8	11/2/04	120.8	11/30/04	184.8	12/28/04	252.4	
202	200433509	1	200190498	12/13/04	6	9/2/04	37.6	10/5/04	103.2	11/2/04	169.6	11/30/04	242.2			
203	200433510	1	200190498	12/13/04	6	9/2/04	35.4	10/5/04	96.8	11/2/04	166.6	11/30/04	243.6			
204	200433511	1	200190498	12/21/04	6	9/2/04	31.2	10/5/04	80.6	11/2/04	139.4	11/30/04	209.2			
205	200433512	1	200190498	12/21/04	6	9/2/04	30.4	10/5/04	85.2	11/2/04	146.4	11/30/04	208.6			
206	200433601	2	200390003	12/15/04	6	9/2/04	45.0	10/5/04	109.4	11/2/04	156.2	11/30/04	219.8			
207	200433602	2	200390003	12/27/04	6	9/2/04	44.0	10/5/04	106.4	11/2/04	157.8	11/30/04	213.0			
208	200433603	2	200390003	12/20/04	6	9/2/04	41.8	10/5/04	100.8	11/2/04	157.8	11/30/04	215.6			
209	200433604	2	200390003	12/29/04	6	9/2/04	36.8	10/5/04	100.8	11/2/04	145.6	11/30/04	204.6			
210	200433605	1	200390003	12/13/04	6	9/2/04	51.0	10/5/04	111.4	11/2/04	174.6	11/30/04	238.4			
211	200433701	2	200390007	1/3/05	7	9/2/04	35.0	10/5/04	89.8	11/2/04	141.2	11/30/04	196.4	12/28/04	260.0	
212	200433702	2	200390007	12/20/04	7	9/2/04	38.4	10/5/04	91.2	11/2/04	151.6	11/30/04	215.6			
213	200433703	2	200390007	12/29/04	7	9/2/04	38.6	10/5/04	95.6	11/2/04	148.2	11/30/04	205.6			
214	200433704	2	200390007	12/29/04	7	9/2/04	36.8	10/5/04	89.4	11/2/04	146.4	11/30/04	204.6			
215	200433705	2	200390007	2/10/05	8	9/2/04	34.6	10/5/04	80.8	11/2/04	130.2	11/30/04	178.2	12/28/04	223.6	1/25/0
216	200433706	2	200390007	1/12/05	7	9/2/04	34.8	10/5/04	85.0	11/2/04	134.4	11/30/04	183.0	12/28/04	243.4	
217	200433707	2	200390007	1/20/05	7	9/2/04	34.0	10/5/04	81.2	11/2/04	131.0	11/30/04	190.0	12/28/04	241.8	
218	200433708	2	200390007	2/2/05	6	9/2/04	30.2	10/5/04	69.4	11/2/04	98.6	11/30/04	143.0	12/28/04	189.2	1/25/0
219	200433709	2	200390007	1/18/05	6	9/2/04	32.2	10/5/04	75.8	11/2/04	124.6	11/30/04	179.2	12/28/04	238.0	
220	200433710	1	200390007	12/29/04	6	9/2/04	39.0	10/5/04	92.4	11/2/04	151.8	11/30/04	206.6			
221	200433711	1	200390007	12/20/04	6	9/2/04	35.8	10/5/04	90.4	11/2/04	147.8	11/30/04	210.8			
222	200433712	1	200390007	1/3/05	6	9/2/04	35.6	10/5/04	90.0	11/2/04	139.6	11/30/04	195.8	12/28/04	260.6	
223	200433801	2	200390007	1/20/05	6	9/2/04	43.0	10/5/04	102.2	11/2/04	156.8	11/30/04	191.2	12/28/04	236.0	
224	200433802	2	200390007	1/20/05	6	9/2/04	33.4	10/5/04	75.2	11/2/04	126.8	11/30/04	182.8	12/28/04	234.0	
225	200433803	2	200390007	12/27/04	6	9/2/04	37.6	10/5/04	91.0	11/2/04	148.0	11/30/04	206.8			
226	200433804	2	200390007	12/29/04	6	9/2/04	37.4	10/5/04	91.4	11/2/04	145.6	11/30/04	203.6			
227	200433806	1	200390007	1/3/05	6	9/2/04	35.4	10/5/04	61.6	11/2/04	112.8	11/30/04	178.6	12/28/04	254.8	
228	200433807	1	200390007	12/13/04	6	9/2/04	47.6	10/5/04	103.8	11/2/04	170.6	11/30/04	234.2			
229	200433808	1	200390007	12/29/04	6	9/2/04	39.8	10/5/04	73.6	11/2/04	119.0	11/30/04	189.4			
230	200433809	1	200390007	12/27/04	6	9/2/04	28.2	10/5/04	80.4	11/2/04	144.2	11/30/04	207.2			
231	200434001	2	200398128	12/15/04	6	9/2/04	36.6	10/5/04	89.0	11/2/04	145.4	11/30/04	215.0			
232	200434002	2	200398128	1/4/05	4	9/2/04	42.6	10/5/04	89.0	11/2/04	150.2	11/30/04	214.4			
233	200434003	2	200398128	12/21/04	6	9/2/04	35.0	10/12/04	93.4	11/9/04	149.2	12/7/04	217.8			
234	200434004	2	200398128	12/29/04	6	9/2/04	40.0	10/12/04	102.4	11/9/04	160.4	12/7/04	219.0			

	Animal	Sex	Sire	Disposal Date	Disposal Code	8 weeks		12 weeks		16 weeks		20 weeks		24 weeks		28 w
						Date	Weight (lbs)	Date	Weight (lbs)	Date	Weight (lbs)	Date	Weight (lbs)	Date	Weight (lbs)	Date
235	200434005	2	200398128	12/21/04	6	9/2/04	32.4	10/12/04	99.0	11/9/04	156.0	12/7/04	221.8			
236	200434006	1	200398128	1/12/05	6	9/2/04	34.2	10/5/04	71.4	11/2/04	126.0	11/30/04	187.6	12/28/04	245.2	
237	200434007	1	200398128	12/27/04	6	9/2/04	35.0	10/5/04	88.2	11/2/04	135.8	11/30/04	201.8			
238	200434008	1	200398128	1/6/05	6	9/2/04	40.4	10/5/04	84.8	11/2/04	132.6	11/30/04	192.0	12/28/04	253.8	
239	200434009	1	200398128	1/3/05	6	9/2/04	37.6	10/5/04	71.2	11/2/04	117.0	11/30/04	181.8	12/28/04	254.2	
240	200434101	2	200390003	1/18/05	6	9/2/04	22.0	10/5/04	68.2	11/2/04	120.4	11/30/04	175.2	12/28/04	233.2	
241	200434102	2	200390003	2/2/05	6	9/2/04	25.4	10/5/04	71.0	11/2/04	115.8	11/30/04	166.6	12/28/04	209.8	1/25/0
242	200434103	2	200390003	2/10/05	8	9/2/04	20.8	10/5/04	63.4	11/2/04	106.6	11/30/04	146.6	12/28/04	200.4	1/25/0
243	200434104	2	200390003	1/20/05	6	9/2/04	29.4	10/5/04	79.8	11/2/04	132.6	11/30/04	179.2	12/28/04	230.8	
244	200434105	2	200390003	2/2/05	6	9/2/04	27.0	10/5/04	66.0	11/2/04	114.0	11/30/04	161.0	12/28/04	207.8	1/25/0
245	200434106	1	200390003	1/12/05	7	9/2/04	30.6	10/5/04	73.6	11/2/04	123.4	11/30/04	183.6	12/28/04	242.6	
246	200434107	1	200390003	1/20/05	6	9/2/04	27.9	10/5/04	72.8	11/2/04	117.0	11/30/04	170.0	12/28/04	224.6	
247	200434108	1	200390003	1/12/05	7	9/2/04	21.4	10/5/04	64.2	11/2/04	113.0	11/30/04	173.8	12/28/04	237.8	
248	200434109	1	200390003	1/20/05	6	9/2/04	30.9	10/5/04	79.4	11/2/04	131.4	11/30/04	173.8	12/28/04	226.2	
249	200434110	1	200390003	1/12/05	7	9/2/04	27.2	10/5/04	73.2	11/2/04	133.0	11/30/04	188.6	12/28/04	243.0	
250	200434111	1	200390003	1/26/05	6	9/2/04	25.4	10/5/04	62.2	11/2/04	102.8	11/30/04	162.0	12/28/04	217.4	
251	200434112	1	200390003	1/26/05	7	9/2/04	22.2	10/5/04	61.8	11/2/04	106.6	11/30/04	164.2	12/28/04	222.6	
252	200434113	1	200390003	1/26/05	6	9/1/04	16.2	10/12/04	63.4	11/9/04	100.8	12/7/04	162.8	1/4/05	222.0	
253	200434114	1	200390003	1/26/05	7	9/2/04	20.2	10/5/04	57.6	11/2/04	94.4	11/30/04	144.4	12/28/04	202.6	
254	200434201	2	200398128	12/29/04	6	9/1/04	23.6	10/12/04	91.4	11/9/04	138.4	12/7/04	207.4			
255	200434202	1	200398128	12/15/04	6	9/2/04	36.4	10/5/04	88.4	11/2/04	145.2	11/30/04	219.8			
256	200434203	1	200398128	12/21/04	6	9/2/04	27.4	10/5/04	75.6	11/2/04	132.2	11/30/04	205.2			
257	200434204	1	200398128	11/5/04	3	9/2/04	26.6	10/5/04	58.4	11/2/04	100.4					
258	200434205	1	200398128	1/4/05	4	9/2/04	33.6	10/5/04	83.6	11/2/04	124.6	11/30/04	193.2			
259	200434206	1	200398128	12/21/04	6	9/2/04	36.2	10/5/04	93.6	11/2/04	139.0	11/30/04	209.6			
260	200434207	1	200398128	1/4/05	4	9/2/04	30.6	10/5/04	84.6	11/2/04	136.0	11/30/04	205.6			
261	200434208	1	200398128	1/14/05	4	9/2/04	35.2	10/5/04	79.2	11/2/04	118.4	11/30/04	179.4	12/28/04	242.8	
262	200434209	1	200398128	1/14/05	4	9/2/04	23.6	10/5/04	71.8	11/2/04	109.0	11/30/04	170.6	12/28/04	237.2	
263	200434210	1	200398128	1/4/05	4	9/2/04	28.0	10/5/04	78.6	11/2/04	124.8	11/30/04	191.4	12/28/04	261.8	
264	200434301	2	200395515	12/15/04	6	9/2/04	41.2	10/5/04	92.0	11/2/04	150.8	11/30/04	217.6			
265	200434302	2	200395515	1/10/05	6	9/2/04	31.6	10/5/04	80.0	11/2/04	128.0	11/30/04	192.8	12/28/04	250.6	
266	200434303	2	200395515	1/6/05	6	9/2/04	30.4	10/5/04	78.2	11/2/04	117.6	11/30/04	185.0			
267	200434304	1	200395515	1/12/05	6	9/2/04	29.8	10/5/04	65.4	11/2/04	106.8	11/30/04	179.8	12/28/04	240.4	
268	200434305	1	200395515	1/4/05	4	9/2/04	41.4	10/5/04	96.6	11/2/04	146.0	11/30/04	210.2			
269	200434306	1	200395515	1/6/05	6	9/2/04	32.0	10/5/04	79.6	11/2/04	121.0	11/30/04	177.6	12/28/04	246.8	
270	200434308	1	200395515	1/4/05	4	9/2/04	30.2	10/5/04	85.0	11/2/04	126.8	11/30/04	197.2			
271	200434309	1	200395515	1/4/05	4	9/2/04	28.6	10/5/04	82.0	11/2/04	129.2	11/30/04	203.6			
272	200434310	1	200395515	12/29/04	6	9/2/04	28.4	10/5/04	73.4	11/2/04	134.0	11/30/04	197.2			
273	200434401	2	200390005	12/20/04	6	9/2/04	36.0	10/12/04	96.0	11/9/04	157.8	12/7/04	227.0			

	Animal	Sex	Sire	Disposal Date	Disposal Code	8 weeks		12 weeks		16 weeks		20 weeks		24 weeks		28 w
						Date	Weight (lbs)	Date	Weight (lbs)	Date	Weight (lbs)	Date	Weight (lbs)	Date	Weight (lbs)	Date
274	200434402	2	200390005	12/20/04	6	9/2/04	37.8	10/12/04	106.2	11/9/04	168.6	12/7/04	231.6			
275	200434403	1	200390005	12/20/04	6	9/2/04	36.0	10/5/04	78.2	11/2/04	143.8	11/30/04	209.8			
276	200434501	2	200390003	1/10/05	6	9/7/04	34.8	10/12/04	83.6	11/9/04	133.0	12/7/04	194.2	1/4/05	263.2	
277	200434502	2	200390003	1/12/05	6	9/7/04	34.6	10/12/04	84.2	11/9/04	136.0	12/7/04	192.0	1/4/05	254.6	
278	200434503	2	200390003	1/10/05	6	9/7/04	34.4	10/12/04	84.2	11/9/04	137.4	12/7/04	197.0	1/4/05	265.2	
279	200434504	2	200390003	1/10/05	6	9/7/04	41.2	10/12/04	94.8	11/9/04	147.4	12/7/04	203.2	1/4/05	273.4	
280	200434506	1	200390003	1/12/05	7	9/7/04	39.2	10/5/04	76.2	11/2/04	128.4	11/30/04	183.8	12/28/04	243.8	
281	200434507	1	200390003	12/15/04	6	9/7/04	46.2	10/5/04	94.4	11/2/04	158.8	11/30/04	222.6			
282	200434508	1	200390003	12/20/04	7	9/7/04	39.2	10/5/04	78.0	11/2/04	136.2	11/30/04	205.4			
283	200434509	1	200390003	1/10/05	6	9/7/04	30.8	10/5/04	68.8	11/2/04	113.2	11/30/04	174.6	12/28/04	244.0	
284	200434510	1	200390003	1/3/05	7	9/7/04	39.0	10/5/04	83.4	11/2/04	142.0	11/30/04	197.4	12/28/04	262.2	
285	200434511	1	200390003	1/12/05	6	9/7/04	39.2	10/5/04	87.2	11/2/04	143.0	11/30/04	193.0	12/28/04	246.2	
286	200434512	1	200390003	12/20/04	6	9/7/04	37.0	10/5/04	80.0	11/2/04	131.4	11/30/04	203.2			
287	200434601	2	200390002	12/20/04	6	9/7/04	42.2	10/12/04	100.4	11/9/04	158.0	12/7/04	228.4			
288	200434602	2	200390002	1/20/05	6	9/7/04	38.2	10/12/04	81.4	11/9/04	130.6	12/7/04	187.0	1/4/05	242.0	
289	200434603	2	200390002	1/26/05	6	9/7/04	29.0	10/12/04	72.0	11/9/04	113.0	12/7/04	158.2	1/4/05	218.0	
290	200434604	2	200390002	2/2/05	6	9/7/04	33.8	10/12/04	75.2	11/9/04	113.8	12/7/04	163.0	1/4/05	214.0	1/25/0
291	200434605	2	200390002	1/26/05	6	9/7/04	31.8	10/12/04	80.0	11/9/04	131.4	12/7/04	185.8	1/4/05	237.4	
292	200434606	2	200390002	1/18/05	6	9/7/04	32.4	10/12/04	79.8	11/9/04	133.8	12/7/04	184.8	1/4/05	247.4	
293	200434607	1	200390002	1/10/05	6	9/7/04	29.0	10/5/04	63.8	11/2/04	111.8	11/30/04	178.6	12/28/04	244.0	
294	200434608	1	200390002	1/3/05	6	9/7/04	33.2	10/5/04	70.4	11/2/04	122.8	11/30/04	185.4	12/28/04	256.6	
295	200434801	2	200395515	1/4/05	4	9/7/04	45.0	10/12/04	102.4	11/9/04	162.0	12/7/04	217.8			
296	200434802	2	200395515	12/29/04	6	9/7/04	36.6	10/12/04	87.6	11/9/04	143.8	12/7/04	211.6			
297	200434803	2	200395515	1/10/05	6	9/7/04	42.2	10/12/04	88.6	11/9/04	138.8	12/7/04	201.4	1/4/05	267.0	
298	200434804	2	200395515	1/10/05	6	9/7/04	38.8	10/12/04	92.8	11/9/04	148.4	12/7/04	203.4	1/4/05	264.2	
299	200434805	2	200395515	1/20/05	6	9/7/04	31.0	10/12/04	77.6	11/9/04	130.8	12/7/04	178.6	1/4/05	235.4	
300	200434806	1	200395515	12/21/04	6	9/7/04	40.8	10/5/04	83.0	11/2/04	143.2	11/30/04	208.0			
301	200434807	1	200395515	12/21/04	6	9/7/04	43.6	10/5/04	87.0	11/2/04	146.6	11/30/04	213.6			
302	200434808	1	200395515	12/21/04	6	9/7/04	44.0	10/12/04	105.2	11/9/04	170.6	12/7/04	229.2			
303	200434809	1	200395515	12/27/04	6	9/7/04	37.4	10/12/04	92.8	11/9/04	154.2	12/7/04	219.2			
304	200434901	2	200398128	12/21/04	6	9/7/04	37.2	10/12/04	101.4	11/9/04	155.4	12/7/04	222.6			
305	200434902	2	200398128	12/27/04	6	9/7/04	43.4	10/12/04	97.8	11/9/04	156.8	12/7/04	219.4			
306	200434903	2	200398128	1/10/05	6	9/7/04	38.6	10/12/04	93.6	11/9/04	151.4	12/7/04	198.0	1/4/05	261.6	
307	200434904	2	200398128	1/10/05	6	9/7/04	35.0	10/12/04	89.8	11/9/04	140.4	12/7/04	200.0	1/4/05	259.4	
308	200434905	1	200398128	1/10/05	6	9/7/04	41.2	10/12/04	98.4	11/9/04	153.2	12/7/04	206.4	1/4/05	267.4	
309	200435301	2	200190498	1/6/05	6	9/7/04	43.4	10/12/04	92.2	11/9/04	155.2	12/7/04	210.6			
310	200435302	2	200190498	12/21/04	6	9/7/04	38.2	10/12/04	99.0	11/9/04	158.2	12/7/04	222.8			
311	200435303	2	200190498	12/15/04	6	9/7/04	40.0	10/12/04	98.8	11/9/04	162.2	12/7/04	233.6			
312	200435304	2	200190498	1/20/05	6	9/7/04	29.2	10/12/04	76.8	11/9/04	137.2	12/7/04	183.0	1/4/05	243.2	

	Animal	Sex	Sire	Disposal Date	Disposal Code	8 weeks		12 weeks		16 weeks		20 weeks		24 weeks		28 w
						Date	Weight (lbs)	Date	Weight (lbs)	Date	Weight (lbs)	Date	Weight (lbs)	Date	Weight (lbs)	Date
313	200435305	1	200190498	1/6/05	6	9/7/04	33.8	10/12/04	85.6	11/9/04	152.2	12/7/04	211.0			
314	200435306	1	200190498	12/29/04	6	9/7/04	38.2	10/12/04	93.2	11/9/04	157.0	12/7/04	217.2			
315	200435307	1	200190498	1/20/05	6	9/7/04	39.6	10/12/04	100.4	11/9/04	167.0	12/7/04	183.0	1/4/05	242.2	
316	200435308	1	200190498	12/27/04	6	9/7/04	41.0	10/12/04	98.4	11/9/04	164.4	12/7/04	223.2			
317	200435309	1	200190498	12/13/04	6	9/7/04	45.8	10/12/04	115.0	11/9/04	191.4	12/7/04	266.8			
318	200435310	1	200190498	1/10/05	6	9/7/04	30.0	10/12/04	79.2	11/9/04	145.2	12/7/04	203.0	1/4/05	267.0	
319	200435311	1	200190498	12/21/04	6	9/7/04	37.4	10/12/04	96.6	11/9/04	165.4	12/7/04	228.6			
320	200435401	2	200395515	12/29/04	6	9/7/04	36.2	10/12/04	91.6	11/9/04	147.6	12/7/04	212.8			
321	200435402	2	200395515	12/29/04	6	9/7/04	33.6	10/12/04	88.4	11/9/04	142.4	12/7/04	210.6			
322	200435403	2	200395515	1/10/05	6	9/7/04	40.4	10/12/04	88.8	11/9/04	144.4	12/7/04	203.8	1/4/05	264.4	
323	200435404	2	200395515	12/21/04	6	9/7/04	45.8	10/12/04	104.6	11/9/04	164.0	12/7/04	224.8			
324	200435405	2	200395515	1/10/05	6	9/7/04	37.2	10/12/04	91.2	11/9/04	141.2	12/7/04	202.8	1/4/05	259.8	
325	200435407	1	200395515	12/21/04	6	9/7/04	44.6	10/12/04	102.6	11/9/04	166.2	12/7/04	230.8			
326	200435408	1	200395515	1/4/05	4	9/7/04	43.0	10/12/04	105.6	11/9/04	175.4	12/7/04	248.6			
327	200435409	1	200395515	1/3/05	6	9/7/04	37.2	10/12/04	88.6	11/9/04	147.2	12/7/04	210.6			
328	200435410	1	200395515	1/6/05	6	9/7/04	31.2	10/12/04	88.2	11/9/04	151.2	12/7/04	211.0			
329	200435411	1	200395515	1/6/05	6	9/7/04	34.4	10/12/04	90.6	11/9/04	152.8	12/7/04	210.6			
330	200435412	1	200395515	12/27/04	6	9/7/04	35.0	10/12/04	89.4	11/9/04	149.4	12/7/04	215.8			
331	200435413	1	200395515	12/29/04	6	9/7/04	29.4	10/12/04	80.6	11/9/04	140.2	12/7/04	207.6			
332	200435801	2	200390007	1/10/05	6	9/7/04	43.6	10/12/04	94.0	11/9/04	160.2	12/7/04	211.8	1/4/05	275.8	
333	200435802	1	200390007	12/29/04	6	9/7/04	48.8	10/12/04	113.2	11/9/04	168.8	12/7/04	221.4			
334	200435803	1	200390007	1/12/05	6	9/7/04	42.4	10/12/04	101.6	11/9/04	162.4	12/7/04	207.4	1/4/05	259.6	
335	200436001	2	200390005	1/18/05	6	9/7/04	34.8	10/12/04	90.6	11/9/04	141.4	12/7/04	201.4	1/4/05	254.6	
336	200436002	2	200390005	1/6/05	6	9/7/04	34.8	10/12/04	85.0	11/9/04	142.8	12/7/04	205.0			
337	200436003	2	200390005	1/26/05	6	9/7/04	35.6	10/12/04	89.0	11/9/04	128.4	12/7/04	185.8	1/4/05	234.6	
338	200436004	2	200390005	1/20/05	6	9/7/04	33.6	10/12/04	87.4	11/9/04	142.8	12/7/04	195.4	1/4/05	244.8	
339	200436005	2	200390005	1/12/05	6	9/9/04	35.0	10/12/04	86.4	11/9/04	144.6	12/7/04	201.6	1/4/05	255.6	
340	200436006	2	200390005	1/3/05	6	9/9/04	39.8	10/12/04	93.2	11/9/04	149.8	12/7/04	212.0			
341	200436007	2	200390005	1/10/05	6	9/9/04	40.0	10/12/04	95.2	11/9/04	155.6	12/7/04	207.8	1/4/05	272.8	
342	200436008	2	200390005	1/26/05	6	9/9/04	38.4	10/12/04	83.2	11/9/04	127.0	12/7/04	179.6	1/4/05	234.0	
343	200436009	1	200390005	12/13/04	6	9/9/04	47.8	10/12/04	110.4	11/9/04	184.2	12/7/04	251.2			
344	200436010	1	200390005	12/27/04	6	9/9/04	43.8	10/12/04	100.4	11/9/04	164.4	12/7/04	223.4			
345	200436011	1	200390005	12/15/04	6	9/9/04	37.2	10/12/04	94.2	11/9/04	160.0	12/7/04	235.0			
346	200436012	1	200390005	12/15/04	6	9/9/04	44.6	10/12/04	103.8	11/9/04	166.0	12/7/04	239.8			
347	200436013	1	200390005	1/6/05	6	9/9/04	32.6	10/12/04	80.8	11/9/04	144.6	12/7/04	207.0			
348	200436301	2	200395515	1/26/05	6	9/9/04	32.4	10/12/04	78.4	11/9/04	132.2	12/7/04	186.6	1/4/05	236.0	
349	200436302	2	200395515	2/10/05	8	9/9/04	37.6	10/12/04	90.2	11/9/04	141.2	12/7/04	199.2	1/4/05	253.8	
350	200436303	2	200395515	12/27/04	6	9/9/04	43.6	10/12/04	103.6	11/9/04	162.6	12/7/04	221.4			
351	200436304	2	200395515	2/4/05	4	9/9/04	40.0	10/12/04	90.8	11/9/04	144.4	12/7/04	197.0	1/4/05	237.8	

	Animal	Sex	Sire	Disposal Date	Disposal Code	8 weeks		12 weeks		16 weeks		20 weeks		24 weeks		28 w
						Date	Weight (lbs)	Date	Weight (lbs)	Date	Weight (lbs)	Date	Weight (lbs)	Date	Weight (lbs)	Date
352	200436305	2	200395515	1/3/05	6	9/9/04	36.2	10/12/04	94.0	11/9/04	152.8	12/7/04	212.0			
353	200436306	2	200395515	2/4/05	4	9/9/04	37.4	10/12/04	86.6	11/9/04	138.4	12/7/04	189.8	1/4/05	236.6	
354	200436307	2	200395515	2/4/05	4	9/9/04	40.2	10/12/04	87.0	11/9/04	143.6	12/7/04	195.0	1/4/05	250.8	
355	200436309	1	200395515	12/27/04	6	9/9/04	38.8	10/12/04	93.0	11/9/04	152.8	12/7/04	217.2			
356	200436310	1	200395515	1/3/05	6	9/9/04	35.6	10/12/04	89.4	11/9/04	146.4	12/7/04	209.6			
357	200436311	1	200395515	1/4/05	4	9/9/04	33.2	10/12/04	88.0	11/9/04	150.4	12/7/04	214.6			
358	200436312	1	200395515	1/12/05	6	9/9/04	27.2	10/12/04	76.6	11/9/04	132.4	12/7/04	190.8	1/4/05	254.0	
359	200436401	2	200390005	1/26/05	6	9/9/04	35.4	10/12/04	81.0	11/9/04	126.0	12/7/04	181.0	1/4/05	229.6	
360	200436402	1	200390005	12/27/04	6	9/9/04	45.2	10/12/04	98.0	11/9/04	156.0	12/7/04	217.4			
361	200436403	1	200390005	2/2/05	6	9/9/04	43.4	10/12/04	94.2	11/9/04	143.4	12/7/04	190.2	1/4/05	194.8	1/25/0
362	200436404	1	200390005	1/3/05	6	9/9/04	39.0	10/12/04	96.2	11/9/04	146.8	12/7/04	209.6			
363	200436405	1	200390005	12/29/04	6	9/9/04	39.0	10/12/04	82.8	11/9/04	141.2	12/7/04	209.2			
364	200436601	2	200390007	1/20/05	6	9/9/04	45.4	10/12/04	96.0	11/9/04	148.8	12/7/04	198.6	1/4/05	243.2	
365	200436602	2	200390007	1/12/05	6	9/9/04	46.4	10/12/04	98.6	11/9/04	153.4	12/7/04	204.6	1/4/05	256.8	
366	200436603	2	200390007	1/12/05	6	9/9/04	42.8	10/12/04	97.2	11/9/04	150.6	12/7/04	200.2	1/4/05	256.8	
367	200436604	2	200390007	1/18/05	6	9/9/04	38.8	10/12/04	84.8	11/9/04	133.4	12/7/04	185.0	1/4/05	249.8	
368	200436605	1	200390007	1/12/05	7	9/9/04	41.6	10/12/04	84.6	11/9/04	140.6	12/7/04	195.6	1/4/05	257.4	
369	200436606	1	200390007	1/12/05	6	9/9/04	46.6	10/12/04	103.6	11/9/04	147.8	12/7/04	205.2	1/4/05	256.8	
370	200436607	5	200390007	1/18/05	6	9/9/04	41.4	10/12/04	90.6	11/9/04	142.8	12/7/04	184.0	1/4/05	249.4	
371	200436608	1	200390007	1/10/05	6	9/9/04	48.4	10/12/04	104.8	11/9/04	161.8	12/7/04	212.0	1/4/05	273.8	
372	200436609	1	200390007	12/20/04	7	9/9/04	47.6	10/12/04	106.6	11/9/04	165.6	12/7/04	226.8			
373	200436610	1	200390007	1/3/05	6	9/9/04	42.8	10/12/04	84.0	11/9/04	145.8	12/7/04	208.4			
374	200436611	1	200390007	2/10/05	8	9/9/04	40.0	10/12/04	94.0	11/9/04	124.8	12/7/04	188.0	1/4/05	241.0	
375	200436612	1	200390007	1/26/05	6	9/9/04	45.8	10/12/04	96.0	11/9/04	147.6	12/7/04	187.0	1/4/05	232.2	
376	200436901	2	200390003	1/18/05	6	9/7/04	31.2	10/12/04	73.8	11/9/04	125.4	12/7/04	187.0	1/4/05	248.4	
377	200436902	2	200390003	1/6/05	6	9/7/04	38.2	10/12/04	86.2	11/9/04	140.2	12/7/04	202.6			
378	200436903	2	200390003	1/20/05	6	9/7/04	31.4	10/12/04	82.6	11/9/04	125.2	12/7/04	186.6	1/4/05	238.4	
379	200436904	2	200390003	1/10/05	7	9/9/04	35.2	10/12/04	76.6	11/9/04	126.6	12/7/04	190.6	1/4/05	264.8	
380	200436905	2	200390003	1/18/05	6	9/9/04	29.2	10/12/04	73.2	11/9/04	119.8	12/7/04	175.6	1/4/05	243.8	
381	200436906	2	200390003	1/26/05	7	9/9/04	24.0	10/12/04	60.2	11/9/04	107.2	12/7/04	157.6	1/4/05	227.0	
382	200436907	2	200390003	2/10/05	8	9/9/04	27.4	10/12/04	61.8	11/9/04	115.6	12/7/04	172.0	1/4/05	235.0	
383	200436908	2	200390003	2/10/05	8	9/9/04	28.0	10/12/04	61.8	11/9/04	107.0	12/7/04	165.6	1/4/05	214.6	1/25/0
384	200436909	1	200390003	12/15/04	6	9/9/04	42.8	10/12/04	99.2	11/9/04	169.4	12/7/04	237.8			
385	200436910	1	200390003	1/10/05	7	9/9/04	37.0	10/12/04	86.0	11/9/04	151.6	12/7/04	205.4	1/4/05	273.2	
386	200436911	1	200390003	12/29/04	6	9/9/04	35.8	10/12/04	78.2	11/9/04	141.6	12/7/04	208.8			
387	200436912	1	200390003	1/12/05	6	9/9/04	30.2	10/12/04	70.8	11/9/04	123.4	12/7/04	192.8	1/4/05	258.2	
388	200436913	1	200390003	1/12/05	6	9/9/04	32.0	10/12/04	78.4	11/9/04	137.6	12/7/04	192.0	1/4/05	255.4	
389	200437301	2	200395515	12/13/04	6	9/9/04	43.4	10/12/04	103.6	11/9/04	170.4	12/7/04	244.6			
390	200437302	2	200395515	1/6/05	6	9/9/04	33.0	10/12/04	80.8	11/9/04	139.0	12/7/04	204.8			

	Animal	Sex	Sire	Disposal Date	Disposal Code	8 weeks		12 weeks		16 weeks		20 weeks		24 weeks		28 w
						Date	Weight (lbs)	Date	Weight (lbs)	Date	Weight (lbs)	Date	Weight (lbs)	Date	Weight (lbs)	Date
391	200437303	2	200395515	12/15/04	6	9/9/04	41.4	10/12/04	102.6	11/9/04	169.4	12/7/04	237.8			
392	200437304	1	200395515	1/4/05	4	9/9/04	40.4	10/12/04	97.2	11/9/04	167.6	12/7/04	231.6			
393	200437305	1	200395515	12/15/04	6	9/9/04	39.2	10/12/04	93.4	11/9/04	165.6	12/7/04	234.8			
394	200437306	1	200395515	1/4/05	4	9/9/04	47.8	10/12/04	106.4	11/9/04	177.6	12/7/04	244.8			
395	200437307	1	200395515	12/13/04	6	9/9/04	41.6	10/12/04	98.4	11/9/04	168.4	12/7/04	243.6			
396	200437308	1	200395515	1/4/05	4	9/9/04	35.4	10/12/04	94.4	11/9/04	159.0	12/7/04	230.0			
397	200437309	1	200395515	12/27/04	6	9/9/04	39.4	10/12/04	97.6	11/9/04	158.8	12/7/04	219.8			
398	200437401	2	200390007	2/2/05	6	9/7/04	22.0	10/12/04	71.2	11/9/04	125.8	12/7/04	176.2	1/4/05	222.8	1/25/0
399	200437402	2	200390007	1/26/05	6	9/9/04	35.0	10/12/04	83.6	11/9/04	139.8	12/7/04	188.4	1/4/05	235.4	
400	200437403	1	200390007	1/10/05	7	9/9/04	41.0	10/12/04	97.2	11/9/04	161.8	12/7/04	210.2	1/4/05	273.0	
401	200437404	1	200390007	12/27/04	6	9/9/04	37.0	10/12/04	88.0	11/9/04	147.8	12/7/04	214.8			
402	200437405	1	200390007	1/26/05	7	9/9/04	37.8	10/12/04	58.8	11/9/04	115.2	12/7/04	176.6	1/4/05	234.0	
403	200437406	1	200390007	1/12/05	6	9/9/04	34.8	10/12/04	90.0	11/9/04	147.6	12/7/04	196.4	1/4/05	258.0	
404	200437407	1	200390007	2/10/05	8	9/9/04	37.4	10/12/04	88.6	11/9/04	133.8	12/7/04	187.6	1/4/05	251.0	
405	200437408	1	200390007	1/6/05	6	9/9/04	34.0	10/12/04	83.0	11/9/04	158.6	12/7/04	212.8			
406	200437409	1	200390007	1/10/05	7	9/9/04	30.6	10/12/04	82.8	11/9/04	141.0	12/7/04	194.6	1/4/05	267.8	
407	200437410	1	200390007	1/10/05	7	9/9/04	32.8	10/12/04	84.4	11/9/04	145.0	12/7/04	202.4	1/4/05	268.8	
408	200437411	1	200390007	2/10/05	8	9/9/04	29.0	10/12/04	78.2	11/9/04	135.8	12/7/04	193.6	1/4/05	246.8	
409	200437501	2	200390007	1/3/05	6	9/9/04	40.6	10/12/04	80.6	11/9/04	147.2	12/7/04	210.8			
410	200437502	2	200390007	1/10/05	6	9/9/04	39.4	10/12/04	84.4	11/9/04	143.2	12/7/04	202.0	1/4/05	266.0	
411	200437504	1	200390007	12/20/04	6	9/9/04	37.6	10/12/04	92.6	11/9/04	164.8	12/7/04	226.8			
412	200437505	1	200390007	12/15/04	7	9/9/04	44.2	10/12/04	103.4	11/9/04	183.2	12/7/04	240.2			
413	200437506	1	200390007	12/15/04	6	9/9/04	37.6	10/12/04	96.6	11/9/04	163.6	12/7/04	231.6			
414	200437507	1	200390007	12/15/04	7	9/9/04	47.8	10/12/04	111.4	11/9/04	178.4	12/7/04	243.0			
415	200437509	1	200390007	1/26/05	6	9/9/04	38.4	10/12/04	88.6	11/9/04	151.4	12/7/04	185.2	1/4/05	233.4	
416	200437510	1	200390007	1/3/05	6	9/9/04	35.2	10/12/04	76.8	11/9/04	147.8	12/7/04	209.4			
417	200437801	2	200390007	12/27/04	6	9/9/04	50.6	10/12/04	104.4	11/9/04	163.2	12/7/04	221.8			
418	200437802	1	200390007	12/27/04	6	9/9/04	43.6	10/19/04	120.2	11/16/04	182.4	12/14/04	238.8			
419	200437803	1	200390007	1/18/05	6	9/9/04	43.4	10/19/04	115.8	11/16/04	170.0	12/14/04	218.2	1/11/05	273.2	
420	200437804	1	200390007	1/3/05	6	9/9/04	39.8	10/19/04	110.6	11/16/04	175.2	12/14/04	230.8			
421	200438101	2	200390007	1/18/05	6	9/9/04	39.0	10/12/04	92.6	11/9/04	145.4	12/7/04	197.6	1/4/05	250.0	
422	200438102	2	200390007	2/2/05	6	9/9/04	40.8	10/12/04	95.6	11/9/04	148.8	12/7/04	205.0	1/4/05	235.6	1/25/0
423	200438103	2	200390007	2/10/05	8	9/9/04	37.4	10/12/04	87.6	11/9/04	121.2	12/7/04	169.4	1/4/05	224.8	
424	200438104	2	200390007	1/12/05	6	9/9/04	39.2	10/12/04	90.8	11/9/04	143.6	12/7/04	197.4	1/4/05	257.0	
425	200438105	2	200390007	1/6/05	6	9/9/04	37.8	10/12/04	92.6	11/9/04	146.0	12/7/04	207.2			
426	200438106	1	200390007	1/6/05	6	9/9/04	44.6	10/19/04	105.0	11/16/04	168.6	12/14/04	225.8			
427	200438107	1	200390007	12/27/04	6	9/9/04	37.0	10/19/04	109.8	11/16/04	171.6	12/14/04	234.8			
428	200438401	2	200398128	12/27/04	6	9/9/04	35.6	10/12/04	88.2	11/9/04	147.2	12/7/04	214.0			
429	200438402	2	200398128	1/10/05	6	9/7/04	32.4	10/12/04	88.0	11/9/04	151.4	12/7/04	205.8	1/4/05	273.8	

	Animal	Sex	Sire	Disposal Date	Disposal Code	8 weeks		12 weeks		16 weeks		20 weeks		24 weeks		28 w
						Date	Weight (lbs)	Date	Weight (lbs)	Date	Weight (lbs)	Date	Weight (lbs)	Date	Weight (lbs)	Date
430	200438403	2	200398128	2/2/05	6	9/9/04	32.8	10/12/04	75.2	11/9/04	132.2	12/7/04	188.8	1/4/05	224.0	1/25/0
431	200438404	1	200398128	12/27/04	6	9/14/04	48.8	10/19/04	111.8	11/16/04	181.6	12/14/04	237.0			
432	200438405	1	200398128	2/10/05	8	9/14/04	38.6	10/19/04	87.4	11/16/04	141.2	12/14/04	195.0	1/11/05	250.4	
433	200438406	1	200398128	12/27/04	6	9/9/04	37.0	10/19/04	102.8	11/16/04	170.6	12/14/04	235.6			
434	200438407	1	200398128	1/4/05	4	9/14/04	49.0	10/19/04	109.6	11/16/04	175.4	12/14/04	238.2			
435	200438408	1	200398128	12/21/04	6	9/14/04	42.6	10/19/04	107.2	11/16/04	168.0	12/14/04	240.4			
436	200438409	1	200398128	1/4/05	4	9/14/04	47.4	10/19/04	110.6	11/16/04	185.8	12/14/04	258.0			
437	200438410	1	200398128	1/4/05	4	9/14/04	35.6	10/19/04	100.6	11/16/04	169.2	12/14/04	229.4			
438	200438411	1	200398128	2/4/05	4	9/14/04	39.0	10/19/04	91.6	11/16/04	142.8	12/14/04	201.0	1/11/05	264.2	
439	200438412	1	200398128	1/4/05	4	9/14/04	38.0	10/19/04	98.0	11/16/04	162.0	12/14/04	233.6			
440	200438413	1	200398128	2/4/05	4	9/14/04	35.8	10/19/04	82.0	11/16/04	132.8	12/14/04	181.6	1/11/05	255.8	
441	200438414	1	200398128	1/4/05	4	9/14/04	37.8	10/19/04	91.2	11/16/04	153.0	12/14/04	221.2			
442	200438501	2	200398128	1/10/05	6	9/9/04	30.6	10/12/04	83.4	11/9/04	141.4	12/7/04	202.8	1/4/05	271.2	
443	200438502	2	200398128	1/14/05	4	9/9/04	34.0	10/12/04	85.4	11/9/04	148.8	12/7/04	206.4	1/4/05	271.8	
444	200438503	2	200398128	1/3/05	6	9/9/04	38.2	10/12/04	77.6	11/9/04	131.4	12/7/04	203.0			
445	200438504	2	200398128	1/4/05	4	9/14/04	45.4	10/12/04	84.8	11/9/04	137.2	12/7/04	201.8			
446	200438505	2	200398128	12/27/04	6	9/14/04	45.0	10/12/04	85.8	11/9/04	143.2	12/7/04	212.4			
447	200438506	2	200398128	1/4/05	4	9/14/04	44.0	10/12/04	90.6	11/9/04	151.2	12/7/04	219.8			
448	200438507	2	200398128	12/1/04	3	9/14/04	53.4	10/12/04	97.4	11/9/04	149.6					
449	200438508	2	200398128	2/4/05	4	9/14/04	34.6	10/12/04	68.8	11/9/04	117.4	12/7/04	181.8	1/4/05	243.4	
450	200438509	2	200398128	2/4/05	4	9/14/04	41.6	10/12/04	86.8	11/9/04	141.2	12/7/04	198.8	1/4/05	250.8	
451	200438510	2	200398128	1/4/05	4	9/14/04	39.8	10/12/04	84.0	11/9/04	135.2	12/7/04	205.6			
452	200438511	1	200398128	12/21/04	6	9/14/04	53.6	10/19/04	118.6	11/16/04	193.2	12/14/04	249.4			
453	200438512	1	200398128	11/5/04	3	9/14/04	45.6	10/19/04	86.6							
454	200438513	1	200398128	12/21/04	6	9/14/04	46.0	10/19/04	107.2	11/16/04	174.2	12/14/04	239.4			
455	200438514	1	200398128	11/4/04	3	9/14/04	45.6	10/19/04	101.8							
456	200438601	2	200390007	2/10/05	8	9/14/04	45.0	10/12/04	92.4	11/9/04	149.2	12/7/04	204.2	1/4/05	240.6	1/25/0
457	200438602	2	200390007	1/18/05	6	9/14/04	41.4	10/12/04	88.0	11/9/04	145.6	12/7/04	200.0	1/4/05	251.8	
458	200438603	2	200390007	1/26/05	6	9/14/04	40.0	10/19/04	101.0	11/16/04	163.8	12/14/04	196.6	1/11/05	242.4	
459	200438604	2	200390007	2/2/05	6	9/14/04	41.4	10/19/04	95.8	11/16/04	146.8	12/14/04	189.8	1/11/05	230.6	1/25/0
460	200438605	2	200390007	1/26/05	6	9/14/04	42.4	10/19/04	98.4	11/16/04	157.2	12/14/04	198.4	1/11/05	243.8	
461	200438606	2	200390007	1/26/05	6	9/14/04	36.6	10/19/04	88.6	11/16/04	149.8	12/14/04	196.0	1/11/05	243.4	
462	200438607	1	200390007	1/18/05	6	9/14/04	42.0	10/19/04	95.6	11/16/04	155.4	12/14/04	210.2	1/11/05	281.6	
463	200438608	1	200390007	1/20/05	6	9/14/04	42.2	10/19/04	76.8	11/16/04	118.6	12/14/04	178.6	1/11/05	249.4	
464	200438609	1	200390007	1/18/05	6	9/14/04	39.2	10/19/04	95.6	11/16/04	153.0	12/14/04	206.0	1/11/05	272.0	
465	200438610	1	200390007	1/18/05	6	9/14/04	28.8	10/19/04	81.6	11/16/04	136.2	12/14/04	199.4	1/11/05	271.0	
466	200438611	1	200390007	1/20/05	6	9/14/04	36.8	10/19/04	89.4	11/16/04	148.6	12/14/04	201.2	1/11/05	259.4	
467	200438701	2	200395515	1/26/05	6	9/14/04	44.8	10/19/04	98.8	11/16/04	156.6	12/14/04	202.2	1/11/05	248.5	
468	200438702	2	200395515	2/10/05	8	9/14/04	43.0	10/19/04	96.2	11/16/04	149.4	12/14/04	187.2	1/11/05	246.4	1/25/0

	Animal	Sex	Sire	Disposal Date	Disposal Code	8 weeks		12 weeks		16 weeks		20 weeks		24 weeks		28 w
						Date	Weight (lbs)	Date	Weight (lbs)	Date	Weight (lbs)	Date	Weight (lbs)	Date	Weight (lbs)	Date
469	200438703	2	200395515	2/2/05	6	9/14/04	41.8	10/19/04	94.8	11/16/04	152.0	12/14/04	193.6	1/11/05	229.4	1/25/0
470	200438704	2	200395515	2/15/05	4	9/14/04	40.6	10/19/04	97.0	11/16/04	149.6	12/14/04	196.2	1/11/05	244.2	
471	200438705	2	200395515	1/20/05	6	9/14/04	48.8	10/19/04	104.4	11/16/04	160.6	12/14/04	199.4	1/11/05	256.4	
472	200438706	1	200395515	1/6/05	6	9/14/04	38.0	10/19/04	94.8	11/16/04	162.0	12/14/04	222.8			
473	200438707	1	200395515	1/18/05	6	9/14/04	43.2	10/19/04	101.8	11/16/04	143.6	12/14/04	197.2	1/11/05	270.2	
474	200438709	1	200395515	1/20/05	6	9/14/04	37.2	10/19/04	88.8	11/16/04	143.0	12/14/04	188.8	1/11/05	248.4	
475	200439201	2	200398128	1/14/05	4	9/14/04	49.4	10/19/04	93.0	11/16/04	157.0	12/14/04	214.6			
476	200439202	2	200398128	12/29/04	6	9/14/04	48.4	10/19/04	110.6	11/16/04	173.4	12/14/04	231.2			
477	200439203	2	200398128	2/15/05	4	9/14/04	42.0	10/19/04	98.4	11/16/04	161.6	12/14/04	208.2	1/11/05	249.6	
478	200439204	2	200398128	1/26/05	6	9/15/04	42.3	10/19/04	86.0	11/16/04	137.8	12/14/04	181.2	1/11/05	239.6	
479	200439205	2	200398128	1/18/05	6	9/15/04	41.0	10/12/04	76.8	11/9/04	138.0	12/7/04	190.8	1/4/05	252.4	
480	200439206	1	200398128	12/29/04	6	9/15/04	55.1	10/19/04	86.0	11/16/04	158.8	12/14/04	226.8			
481	200439207	1	200398128	2/10/05	8	9/15/04	42.4	10/19/04	91.0	11/16/04	151.4	12/14/04	206.8	1/11/05	254.4	
482	200439208	1	200398128	1/6/05	6	9/15/04	45.0	10/19/04	85.4	11/16/04	153.6	12/14/04	217.8			
483	200439209	1	200398128	1/14/05	4	9/15/04	40.9	10/19/04	83.4	11/16/04	149.4	12/14/04	213.0			
484	200439210	1	200398128	12/27/04	6	9/15/04	46.7	10/19/04	105.8	11/16/04	170.2	12/14/04	236.2			
485	200439211	1	200398128	1/4/05	4	9/15/04	49.2	10/19/04	107.0	11/16/04	177.0	12/14/04	242.0			
486	200439212	1	200398128	1/4/05	4	9/15/04	44.2	10/19/04	93.6	11/16/04	161.2	12/14/04	231.0			
487	200439215	1	200398128	1/14/05	4	9/15/04	40.2	10/19/04	93.0	11/16/04	152.2	12/14/04	212.0			
488	200439401	2	200398128	2/2/05	6	9/14/04	47.6	10/19/04	105.0	11/16/04	167.2	12/14/04	207.6	1/11/05	244.2	1/25/0
489	200439403	1	200398128	2/4/05	4	9/14/04	34.6	10/19/04	83.6	11/16/04	143.4	12/14/04	197.2	1/11/05	259.2	
490	200439404	1	200398128	2/2/05	6	9/14/04	41.8	10/19/04	92.0	11/16/04	160.6	12/14/04	183.6	1/11/05	226.4	1/25/0
491	200439405	1	200398128	1/4/05	4	9/14/04	42.8	10/19/04	100.2	11/16/04	168.2	12/14/04	238.6			
492	200439406	1	200398128	12/29/04	6	9/14/04	42.8	10/19/04	98.8	11/16/04	166.0	12/14/04	230.0			
493	200439407	1	200398128	2/4/05	4	9/14/04	35.4	10/19/04	82.4	11/16/04	144.0	12/14/04	203.0	1/11/05	270.6	
494	200439408	1	200398128	1/4/05	4	9/14/04	38.6	10/19/04	94.0	11/16/04	160.0	12/14/04	220.6			
495	200439409	1	200398128	1/4/05	4	9/14/04	41.8	10/19/04	98.4	11/16/04	166.4	12/14/04	230.4			
496	200439501	2	200390007	1/26/05	6	9/14/04	44.8	10/19/04	100.6	11/16/04	155.4	12/14/04	193.4	1/11/05	245.6	
497	200439502	2	200390007	1/20/05	6	9/14/04	50.8	10/19/04	114.4	11/16/04	172.2	12/14/04	212.6	1/11/05	259.8	
498	200439503	2	200390007	2/2/05	6	9/14/04	47.0	10/19/04	103.8	11/16/04	158.6	12/14/04	194.2	1/11/05	239.0	1/25/0
499	200439504	2	200390007	1/26/05	6	9/14/04	40.4	10/19/04	97.0	11/16/04	147.4	12/14/04	188.6	1/11/05	239.0	
500	200439505	1	200390007	1/18/05	6	9/14/04	44.2	10/19/04	99.6	11/16/04	153.2	12/14/04	203.0	1/11/05	268.6	
501	200439901	1	200395515	1/20/05	6	9/14/04	43.6	10/19/04	99.6	11/16/04	163.8	12/14/04	215.2	1/11/05	261.8	
502	200439902	1	200395515	1/18/05	6	9/14/04	40.2	10/19/04	99.6	11/16/04	163.4	12/14/04	215.0	1/11/05	290.4	
503	200439903	1	200395515	1/18/05	6	9/14/04	39.6	10/19/04	102.4	11/16/04	161.4	12/14/04	213.0	1/11/05	271.2	
504	200439904	1	200395515	1/26/05	6	9/14/04	37.0	10/19/04	89.0	11/16/04	136.6	12/14/04	161.4	1/11/05	226.4	
505	200440601	2	200398128	1/3/05	6	9/15/04	50.4	10/12/04	94.0	11/9/04	147.4	12/7/04	209.6			
506	200440602	2	200398128	12/29/04	6	9/15/04	50.4	10/12/04	90.8	11/9/04	146.4	12/7/04	212.2			
507	200440603	1	200398128	1/6/05	6	9/15/04	41.9	10/19/04	96.6	11/16/04	167.2	12/14/04	225.0			

	Animal	Sex	Sire	Disposal Date	Disposal Code	8 weeks		12 weeks		16 weeks		20 weeks		24 weeks		28 w
						Date	Weight (lbs)	Date	Weight (lbs)	Date	Weight (lbs)	Date	Weight (lbs)	Date	Weight (lbs)	Date
508	200440604	1	200398128	1/4/05	4	9/15/04	47.8	10/19/04	108.8	11/16/04	176.4	12/14/04	242.6			
509	200440605	1	200398128	12/27/04	6	9/15/04	48.8	10/19/04	113.4	11/16/04	184.2	12/14/04	240.6			
510	200440606	1	200398128	1/4/05	4	9/15/04	41.8	10/19/04	97.6	11/16/04	167.4	12/14/04	226.4			
511	200440607	1	200398128	1/4/05	4	9/15/04	48.3	10/19/04	103.8	11/16/04	165.8	12/14/04	226.4			
512	200440608	1	200398128	9/24/04	3	9/15/04	25.2									
513	200440609	1	200398128	2/4/05	4	9/15/04	39.1	10/19/04	89.4	11/16/04	148.2	12/14/04	200.8	1/11/05	247.8	
514	200440901	2	200398128	1/3/05	6	9/15/04	37.7	10/12/04	77.6	11/9/04	134.2	12/7/04	204.2			
515	200440902	2	200398128	1/14/05	4	9/15/04	41.5	10/12/04	78.6	11/9/04	138.6	12/7/04	198.6	1/4/05	266.0	
516	200440903	2	200398128	1/12/05	6	9/15/04	34.8	10/12/04	66.2	11/9/04	123.2	12/7/04	191.4	1/4/05	256.2	
517	200440905	2	200398128	2/15/05	4	9/15/04	27.7	10/12/04	58.4	11/9/04	105.0	12/7/04	161.6	1/4/05	226.6	
518	200440906	2	200398128	1/3/05	6	9/15/04	39.2	10/12/04	78.2	11/9/04	147.6	12/7/04	209.6			
519	200440907	1	200398128	1/18/05	6	9/15/04	37.4	10/19/04	96.0	11/16/04	163.2	12/14/04	215.4	1/11/05	277.0	
520	200440908	1	200398128	1/4/05	4	9/15/04	38.5	10/19/04	93.2	11/16/04	163.6	12/14/04	234.0			
521	200440909	1	200398128	1/18/05	6	9/15/04	36.6	10/19/04	79.8	11/16/04	145.0	12/14/04	203.2	1/11/05	269.6	
522	200440910	1	200398128	1/4/05	4	9/15/04	38.6	10/19/04	100.0	11/16/04	169.4	12/14/04	230.8			
523	200440911	1	200398128	1/6/05	6	9/15/04	29.3	10/19/04	76.6	11/16/04	137.8	12/14/04	210.0			
524	200440912	1	200398128	1/14/05	4	9/15/04	31.7	10/19/04	86.0	11/16/04	146.2	12/14/04	209.2			
525	200440913	1	200398128	1/14/05	4	9/15/04	36.0	10/19/04	96.8	11/16/04	155.2	12/14/04	212.4			
526	200441201	2	200395515	1/26/05	6	9/15/04	37.4	10/12/04	81.2	11/9/04	127.6	12/7/04	189.0	1/4/05	235.2	
527	200441202	2	200395515	1/18/05	6	9/15/04	37.8	10/12/04	74.6	11/9/04	128.2	12/7/04	191.4	1/4/05	250.4	
528	200441203	1	200395515	1/26/05	6	9/15/04	33.9	10/19/04	86.2	11/16/04	144.6	12/14/04	200.4	1/11/05	249.2	
529	200441204	1	200395515	2/10/05	8	9/15/04	34.6	10/19/04	91.0	11/16/04	148.0	12/14/04	204.6	1/11/05	260.4	
530	200441205	1	200395515	1/26/05	6	9/15/04	34.1	10/19/04	81.2	11/16/04	141.8	12/14/04	177.0	1/11/05	234.8	
531	200441206	1	200395515	2/4/05	4	9/15/04	40.0	10/19/04	102.8	11/16/04	164.8	12/14/04	215.8	1/11/05	277.8	
532	200441207	1	200395515	1/26/05	6	9/15/04	28.5	10/19/04	79.4	11/16/04	133.4	12/14/04	194.0	1/11/05	244.4	
533	200441208	1	200395515	2/4/05	4	9/15/04	38.8	10/19/04	95.2	11/16/04	156.4	12/14/04	212.4	1/11/05	271.4	
534	200441209	1	200395515	1/26/05	6	9/15/04	28.7	10/19/04	74.2	11/16/04	132.0	12/14/04	185.0	1/11/05	239.2	
535	200441210	1	200395515	2/4/05	4	9/15/04	32.4	10/19/04	76.2	11/16/04	133.4	12/14/04	190.6	1/11/05	243.0	
536	200441211	1	200395515	1/26/05	6	9/15/04	33.9	10/12/04	70.8	11/9/04	126.0	12/7/04	180.4	1/4/05	234.8	

Disposal Codes		
Code	Description	#
3	Dead	10
4	Control Shipped for sale	64
6	Slaughter data	405
7	Tanked at slaughter	35
8	Shipped to Purdue	22
	Total=	536

Sex Codes	
1	Male
2	Female

Weights=Lbs.

Total Number	Day Order	Marc Animal ID	Treatment (Control/Clone)	Slaughter Date	Hot Carcass Weight/lbs	USDA CARCASS MUSCLE (1-3)	CARCASS LENGTH (cm)	FIRMNESS (1-3)	COLOR (1-6)	MARBLING (1-6, 10)	Longissimus pH (24 hr)	LOINEYE AREA (in^2)	hunter (L*)	hunter (a*)	hunter (B*)
1	1	200433509	Control	12-Dec-00	183	3	84.9	2	2	2	5.90	6.37	53.98	8.26	13.78
2	2	200437307	Control	12-Dec-00	160	3	83.5	2	3	2	6.00	5.60	55.38	7.88	14.31
3	3	200430508	Control	12-Dec-00	166	3	82.5	2	3	2	5.70	5.96	58.10	5.80	13.95
4	4	200437301	Control	12-Dec-00	168	3	81.0	2	3	2	5.90	7.11	55.26	7.39	13.84
5	5	200433409	Control	12-Dec-00	173	3	79.7	2	3	2	6.50	5.33	52.60	6.32	12.24
6	6	200435309	Control	12-Dec-00	184	3	84.6	2	2	3	6.20	5.40	57.99	8.33	16.16
7	7	200430503	Control	12-Dec-00	168	3	81.8	2	2	1	5.90	6.68	55.06	7.95	13.55
8	8	200433510	Control	12-Dec-00	183	3	81.3	2	3	2	6.20	6.11	55.93	8.62	15.19
9	9	200430709	Clone	12-Dec-00	172	3	84.8	2	2	2	6.10	6.60	58.80	6.53	14.54
10	10	200431505	Clone	12-Dec-00	168	3	81.4	2	2	2	6.20	6.45	59.83	6.21	14.35
11	11	200430706	Clone	12-Dec-00	182	3	81.5	2	2	2	6.10	6.84	60.17	6.35	14.23
12	12	200431408	Clone	12-Dec-00	174	3	80.4	2	2	2	6.10	7.84	54.24	7.77	13.08
13	13	200430906	Clone	12-Dec-00	178	3	78.6	2	3	4	5.60	6.42	60.07	8.41	16.27
14	14	200430707	Clone	12-Dec-00	175	3	79.2	2	3	3	5.80	6.44	55.88	7.58	14.37
15	15	200430604	Clone	12-Dec-00	186	3	80.5	2	3	3	5.70	6.69	55.42	8.37	13.74
16	16	200432405	Clone	12-Dec-00	168	3	79.5	2	3	3	5.70	6.70	58.18	6.19	13.52
17	17	200431411	Clone	12-Dec-00	167	3	78.7	2	3	2	5.80	6.35	54.38	7.02	12.82
18	18	200431006	Clone	12-Dec-00	179	3	81.7	2	3	2	5.60	5.89	53.10	9.19	14.75
19	19	200436009	Clone	12-Dec-00	171	3	79.5	2	3	2	5.70	6.80	57.77	7.11	13.64
20	20	200431502	Clone	12-Dec-00	175	3	83.0	2	3	2	5.60	6.91	54.72	8.10	13.16
21	21	200430711	Clone	12-Dec-00	176	3	84.0	2	3	3	5.70	6.37	56.11	7.61	14.26
22	22	200430710	Clone	12-Dec-00	189	3	84.0	2	3	3	5.70	6.74	57.10	8.22	15.58
23	23	200430805	Clone	12-Dec-00	170	3	84.8	2	3	3	5.90	5.74	55.05	7.72	13.82
24	24	200430902	Clone	12-Dec-00	168	3	76.8	2	3	3	5.60	6.00	57.87	8.19	14.46
25	25	200431608	Clone	12-Dec-00	176	3	80.7	2	3	5	5.60	6.31	59.83	5.05	14.24
26	26	200433605	Clone	12-Dec-00	176	3	81.5	2	3	2	5.80	5.86	53.68	7.47	13.48
27	27	200430905	Clone	12-Dec-00	173	3	77.0	2	3	5	5.70	5.70	62.82	6.02	15.33
28	28	200433807	Clone	12-Dec-00	173	3	80.0	2	3	4	5.70	6.60	55.72	6.36	13.73
29	29	200430804	Clone	12-Dec-00	178	3	84.0	2	3	4	5.80	5.81	56.91	7.41	14.44
30	30	200431404	Clone	12-Dec-00	169	3	82.6	2	3	3	5.70	8.19	55.88	7.38	13.14
31	31	200431009	Clone	12-Dec-00	173	3	83.0	2	3	4	5.70	5.74	56.75	7.10	14.47
32	1	200432911	Control	14-Dec-00	162	3	83.0	2	3	3	5.80	5.43	56.20	8.82	14.51

Total Number	Day Order	Marc Animal ID	Treatment (Control/Clone)	Slaughter Date	Hot Carcass Weight/lbs	USDA CARCASS MUSCLE (1-3)	CARCASS LENGTH (cm)	FIRMNESS (1-3)	COLOR (1-6)	MARBLING (1-6, 10)	Longissimus pH (24 hr)	LOINEYE AREA (in^2)	hunter (L*)	hunter (a*)	hunter (B*)
33	2	200434001	Control	14-Dec-00	163	3	78.4	2	3	3	5.80	6.01	56.43	7.20	13.64
34	3	200431802	Control	14-Dec-00	166	3	81.0	2	3	2	5.70	7.13	54.77	7.10	13.26
35	4	200434301	Control	14-Dec-00	165	3	80.2	2	3	3	5.70	6.03	57.51	7.68	13.69
36	5	200435303	Control	14-Dec-00	165	3	81.7	2	3	2	5.70	6.21	54.95	8.17	14.09
37	6	200437305	Control	14-Dec-00	158	3	81.0	2	3	4	5.70	6.13	57.82	7.09	13.85
38	7	200432609	Control	14-Dec-00	168	3	80.8	2	3	3	5.70	6.16	56.94	7.00	14.72
39	8	200437303	Control	14-Dec-00	169	3	81.0	2	3	3	5.70	6.85	58.51	6.76	13.80
40	9	200434202	Control	14-Dec-00	169	3	76.7	2	3	2	5.70	5.71	60.89	8.88	15.35
41	10	200433301	Control	14-Dec-00	161	3	79.5	2	3	4	5.80	5.93	58.22	6.49	14.55
42	11	200437506	Clone	14-Dec-00	162	3	79.0	2	3	3	5.90	6.26	60.14	6.82	15.30
43	12	200436011	Clone	14-Dec-00	162	3	82.0	2	3	2	5.60	6.48	56.30	7.44	14.15
44	13	200430708	Clone	14-Dec-00	170	3	81.3	2	2	2	5.60	6.87	63.20	7.15	15.11
45	14	200430705	Clone	14-Dec-00	169	3	79.5	2	3	3	5.60	7.00	55.26	7.55	13.67
46	15	200431606	Clone	14-Dec-00	174	3	81.5	2	3	2	5.70	6.33	58.49	5.13	14.05
47	16	200434507	Clone	14-Dec-00	170	3	81.5	2	3	3	5.70	6.85	55.72	9.05	14.51
48	17	200431504	Clone	14-Dec-00	173	3	77.8	2	3	3	5.70	6.59	60.44	5.97	14.94
49	18	200436012	Clone	14-Dec-00	165	3	80.2	2	3	4	5.70	5.60	56.02	8.16	14.96
50	19	200433601	Clone	14-Dec-00	161	3	78.0	2	3	3	5.70	7.27	54.07	7.86	13.79
51	20	200431008	Clone	14-Dec-00	168	3	82.7	2	3	3	5.70	5.14	56.72	8.94	15.69
52	21	200430609	Clone	14-Dec-00	159	3	79.7	2	3	3	5.80	5.60	54.79	7.24	13.26
53	22	200431501	Clone	14-Dec-00	167	3	82.0	2	3	1	5.70	7.06	53.75	9.01	14.31
54	23	200436909	Clone	14-Dec-00	167	3	78.5	2	3	2	5.60	6.47	55.56	7.71	13.72
55	24	200431407	Clone	14-Dec-00	167	3	80.3	2	3	2	5.70	6.79	54.76	7.79	14.25
56	25	200431405	Clone	14-Dec-00	156	3	79.5	2	3	2	5.80	7.37	57.24	7.81	15.37
57	26	200430605	Clone	14-Dec-00	165	3	78.0	2	3	3	5.70	6.66	57.28	9.09	16.22
58	27	200433201	Clone	14-Dec-00	176	3	80.0	2	3	4	5.60	6.98	56.57	7.52	13.94
59	28	200430607	Clone	14-Dec-00	177	3	81.5	2	3	3	5.60	5.71	56.41	7.23	14.44
60	1	200431604	Clone	19-Dec-00	176	3	80.5	2	3	2	5.70	8.64	57.62	6.87	13.93
61	2	200433603	Clone	19-Dec-00	170	3	80.0	2	3	3	5.70	6.67	56.59	8.19	14.81
62	3	200432103	Clone	19-Dec-00	173	3	81.8	2	3	4	5.80	6.15	54.26	7.72	14.54
63	4	200430703	Clone	19-Dec-00	165	3	81.3	2	3	2	5.70	7.93	56.20	7.96	13.92
64	5	200437504	Clone	19-Dec-00	161	3	82.5	2	3	4	5.80	4.99	58.98	6.87	15.00

Total Number	Day Order	Marc Animal ID	Treatment (Control/Clone)	Slaughter Date	Hot Carcass Weight/lbs	USDA CARCASS MUSCLE (1-3)	CARCASS LENGTH (cm)	FIRMNESS (1-3)	COLOR (1-6)	MARBLING (1-6, 10)	Longissimus pH (24 hr)	LOINEYE AREA (in^2)	hunter (L*)	hunter (a*)	hunter (B*)
65	6	200434512	Clone	19-Dec-00	165	3	79.0	2	3	3	5.70	6.12	58.03	5.95	13.71
66	7	200434403	Clone	19-Dec-00	170	3	78.5	2	3	3	5.70	5.87	56.21	6.19	14.00
67	8	200432704	Clone	19-Dec-00	158	3	80.0	2	3	4	5.60	5.67	56.56	6.90	14.32
68	9	200433711	Clone	19-Dec-00	166	3	80.5	2	3	4	5.70	7.16	57.06	8.03	14.76
69	10	200430903	Clone	19-Dec-00	166	3	78.3	2	3	4	5.80	6.87	60.02	6.32	15.62
70	11	200433205	Clone	19-Dec-00	166	3	81.0	2	3	3	5.70	5.53	55.51	8.17	14.92
71	12	200432004	Clone	19-Dec-00	174	3	82.7	2	3	3	5.60	5.81	56.66	6.58	14.13
72	13	200432404	Clone	19-Dec-00	168	3	75.5	2	3	3	5.70	6.74	59.44	7.03	15.29
73	14	200431003	Clone	19-Dec-00	163	3	82.2	2	3	3	5.70	6.56	57.76	6.55	14.33
74	15	200431406	Clone	19-Dec-00	157	3	79.0	2	3	3	5.70	6.89	59.04	6.89	14.12
75	16	200432108	Clone	19-Dec-00	165	3	80.6	2	3	3	5.70	5.91	57.28	7.64	14.10
76	17	200431610	Clone	19-Dec-00	171	3	81.7	2	3	3	5.70	7.38	55.57	6.53	13.14
77	18	200431011	Clone	19-Dec-00	174	3	84.5	2	3	2	5.70	7.06	52.98	9.08	13.94
78	19	200434402	Clone	19-Dec-00	173	3	79.7	2	3	2	5.70	6.85	52.52	7.58	12.06
79	20	200432310	Clone	19-Dec-00	163	3	79.3	2	3	3	5.70	5.79	54.93	7.30	13.24
80	21	200432308	Clone	19-Dec-00	170	3	80.3	2	3	3	5.60	5.85	54.60	6.88	13.50
81	22	200432406	Clone	19-Dec-00	184	3	79.5	2	3	3	5.70	6.27	56.59	7.52	15.48
82	23	200432706	Clone	19-Dec-00	163	3	78.5	2	3	3	5.80	5.72	55.71	7.11	13.24
83	24	200434601	Clone	19-Dec-00	163	3	80.0	2	3	3	5.70	6.85	50.60	10.48	12.22
84	25	200432705	Clone	19-Dec-00	173	3	77.3	2	3	3	5.80	6.10	56.72	8.31	15.46
85	26	200434401	Clone	19-Dec-00	167	3	79.0	2	3	3	5.60	6.82	56.92	7.94	15.62
86	1	200433505	Control	20-Dec-00	170	3	83.3	2	3	3	5.80	7.04	52.01	7.60	12.66
87	2	200434206	Control	20-Dec-00	171	3	80.8	2	3	4	5.80	6.39	57.63	8.09	14.77
88	3	200432602	Control	20-Dec-00	170	3	82.0	2	3	2	6.00	6.55	53.67	6.82	12.69
89	4	200438511	Control	20-Dec-00	181	3	82.0	2	3	3	5.70	6.45	58.36	7.50	14.77
90	5	200438408	Control	20-Dec-00	173	3	84.0	2	3	3	5.70	6.87	57.83	6.85	13.37
91	6	200438513	Control	20-Dec-00	172	3	79.2	2	3	4	6.00	6.20	62.82	4.70	14.05
92	7	200433405	Control	20-Dec-00	166	3	83.5	2	3	2	5.60	6.53	55.53	6.27	13.30
93	8	200435302	Control	20-Dec-00	164	3	81.4	2	3	3	5.70	6.51	56.56	7.15	14.30
94	9	200435311	Control	20-Dec-00	177	3	81.2	2	3	3	5.80	6.31	58.09	7.87	14.69
95	10	200435407	Control	20-Dec-00	164	3	81.3	2	3	2	5.70	5.27	57.60	8.27	14.53
96	11	200433512	Control	20-Dec-00	161	3	81.3	2	3	2	5.60	6.05	54.39	7.39	12.64

Total Number	Day Order	Marc Animal ID	Treatment (Control/Clone)	Slaughter Date	Hot Carcass Weight/lbs	USDA CARCASS MUSCLE (1-3)	CARCASS LENGTH (cm)	FIRMNESS (1-3)	COLOR (1-6)	MARBLING (1-6, 10)	Longissimus pH (24 hr)	LOINEYE AREA (in^2)	hunter (L*)	hunter (a*)	hunter (B*)
97	12	200434808	Control	20-Dec-00	168	3	80.5	2	3	3	5.60	5.47	54.68	8.27	14.06
98	13	200432607	Control	20-Dec-00	179	3	81.0	2	3	3	5.70	8.05	58.68	5.47	14.51
99	14	200430510	Control	20-Dec-00	168	3	80.4	2	3	3	5.80	6.55	54.71	8.31	13.67
100	15	200431805	Control	20-Dec-00	159	3	77.5	2	3	2	5.80	5.80	55.26	6.84	13.31
101	16	200434807	Control	20-Dec-00	166	3	83.0	2	3	3	5.90	6.08	53.50	7.89	13.31
102	17	200433306	Control	20-Dec-00	176	3	79.7	2	3	4	6.10	6.40	58.04	7.83	15.93
103	18	200434005	Control	20-Dec-00	165	3	81.0	2	3	4	5.70	5.59	58.23	7.01	13.79
104	19	200432610	Control	20-Dec-00	172	3	81.5	2	3	3	6.00	6.16	54.60	6.96	13.51
105	20	200435404	Control	20-Dec-00	166	3	84.8	2	3	1	5.60	6.38	56.91	6.58	12.85
106	21	200433511	Control	20-Dec-00	164	3	80.6	2	3	2	5.60	6.46	56.26	6.61	13.02
107	22	200433307	Control	20-Dec-00	171	3	80.0	2	3	4	5.70	5.12	58.14	6.40	14.58
108	23	200434003	Control	20-Dec-00	160	3	80.5	2	3	3	5.70	5.79	57.48	7.57	13.58
109	24	200433408	Control	20-Dec-00	173	3	81.7	2	3	2	5.90	6.61	49.95	10.30	12.72
110	25	200432907	Control	20-Dec-00	170	3	82.0	2	3	3	5.70	6.31	54.33	8.64	13.77
111	26	200432913	Control	20-Dec-00	157	3	81.2	2	3	3	5.90	5.36	54.01	8.07	14.40
112	27	200432601	Control	20-Dec-00	172	3	82.0	2	3	3	5.80	7.54	55.38	7.75	12.92
113	28	200434203	Control	20-Dec-00	169	3	80.0	2	3	3	5.80	6.11	58.95	6.23	14.01
114	29	200434901	Control	20-Dec-00	163	3	80.6	2	3	2	5.90	7.22	53.17	7.45	12.20
115	30	200434806	Control	20-Dec-00	166	3	82.0	2	3	3	5.80	5.42	53.91	7.43	12.97
116	1	200431801	Control	26-Dec-00	168	3	81.7	2	3	3	5.70	7.23	55.22	8.50	13.71
117	2	200435308	Control	26-Dec-00	164	3	82.0	2	3	3	5.70	5.89	56.10	6.99	13.97
118	3	200434902	Control	26-Dec-00	166	3	80.3	2	3	3	5.70	6.19	53.34	8.34	12.89
119	4	200436303	Control	26-Dec-00	156	3	78.8	2	3	3	5.80	7.76	56.94	7.62	14.19
120	5	200438401	Control	26-Dec-00	163	3	82.0	2	3	2	5.70	7.04	55.90	6.37	12.76
121	6	200435412	Control	26-Dec-00	159	3	79.7	2	3	3	5.70	6.31	56.88	8.05	14.57
122	7	200438404	Control	26-Dec-00	167	3	82.5	2	3	3	5.90	7.00	59.66	5.13	13.37
123	8	200436309	Control	26-Dec-00	169	3	80.5	2	3	2	5.70	5.78	57.45	7.25	13.99
124	9	200438406	Control	26-Dec-00	173	3	83.0	2	3	2	5.70	6.79	53.71	7.95	13.73
125	10	200437309	Control	26-Dec-00	171	3	83.0	2	3	3	6.00	5.66	57.80	10.07	16.92
126	11	200434007	Control	26-Dec-00	180	3	81.8	2	3	3	6.00	5.56	56.30	6.83	13.81
127	12	200440605	Control	26-Dec-00	170	3	83.5	2	3	2	5.70	6.09	56.90	5.19	13.35
128	13	200438505	Control	26-Dec-00	169	3	80.7	2	3	3	5.70	7.70	56.85	6.45	13.11

Total Number	Day Order	Marc Animal ID	Treatment (Control/Clone)	Slaughter Date	Hot Carcass Weight/lbs	USDA CARCASS MUSCLE (1-3)	CARCASS LENGTH (cm)	FIRMNESS (1-3)	COLOR (1-6)	MARBLING (1-6, 10)	Longissimus pH (24 hr)	LOINEYE AREA (in^2)	hunter (L*)	hunter (a*)	hunter (B*)
129	14	200434809	Control	26-Dec-00	164	3	82.0	2	3	4	5.70	5.15	53.86	7.98	14.65
130	15	200439210	Control	26-Dec-00	171	3	80.5	2	3	3	5.60	8.27	56.39	5.59	13.20
131	16	200431704	Clone	26-Dec-00	173	3	79.5	2	3	3	5.70	6.26	58.11	6.28	14.26
132	17	200436010	Clone	26-Dec-00	173	3	83.0	2	3	2	5.70	7.01	56.83	7.60	14.76
133	18	200431703	Clone	26-Dec-00	174	3	82.5	2	3	3	5.70	6.54	54.53	8.33	14.18
134	19	200431706	Clone	26-Dec-00	175	3	81.0	2	3	4	5.60	4.98	57.62	10.79	17.80
135	20	200431403	Clone	26-Dec-00	156	3	79.5	2	3	3	5.60	6.42	55.46	6.02	12.61
136	21	200431401	Clone	26-Dec-00	161	3	83.5	2	3	2	5.80	7.98	54.95	8.40	13.85
137	22	200430802	Clone	26-Dec-00	175	3	84.0	2	3	2	5.60	6.82	57.59	7.62	14.70
138	23	200432402	Clone	26-Dec-00	164	3	79.3	2	3	2	5.60	6.84	56.92	6.82	14.06
139	24	200433803	Clone	26-Dec-00	171	3	77.7	2	3	3	5.70	6.90	57.14	7.04	13.93
140	25	200437404	Clone	26-Dec-00	166	3	79.3	2	3	4	5.80	6.49	55.51	6.17	13.45
141	26	200433602	Clone	26-Dec-00	175	3	81.0	2	3	2	5.60	6.47	56.20	7.70	14.41
142	27	200430704	Clone	26-Dec-00	167	3	79.6	2	3	2	5.70	7.18	56.48	6.47	13.79
143	28	200436402	Clone	26-Dec-00	166	3	80.0	2	3	3	5.70	6.49	59.67	5.98	14.76
144	29	200437802	Clone	26-Dec-00	175	3	79.0	2	3	3	5.90	7.43	52.47	8.83	14.27
145	30	200433206	Clone	26-Dec-00	170	3	79.5	2	3	2	5.60	6.50	55.14	8.20	14.82
146	31	200432105	Clone	26-Dec-00	154	3	79.5	2	3	2	5.70	5.01	55.03	7.87	14.50
147	32	200432702	Clone	26-Dec-00	176	3	81.7	2	3	3	5.80	6.51	51.79	10.01	14.32
148	33	200437801	Clone	26-Dec-00	178	3	82.5	2	3	3	5.80	7.61	57.21	7.09	13.99
149	34	200438107	Clone	26-Dec-00	171	3	78.5	2	3	6	5.70	6.33	62.81	6.99	15.57
150	35	200433809	Clone	26-Dec-00	179	3	80.0	2	3	3	5.70	6.83	58.90	6.22	14.56
151	1	200435401	Control	28-Dec-00	165	3	81.2	2	3	3	5.80	6.23	55.48	7.77	13.98
152	2	200433404	Control	28-Dec-00	179	3	83.5	2	3	3	5.70	7.76	56.01	6.55	14.08
153	3	200439206	Control	28-Dec-00	178	3	83.0	2	3	3	5.80	7.46	57.50	6.85	14.01
154	4	200432604	Control	28-Dec-00	182	3	83.2	2	3	3	5.90	7.23	55.84	6.62	13.57
155	5	200434310	Control	28-Dec-00	176	3	80.0	2	3	4	5.80	6.36	59.71	5.82	14.84
156	6	200434004	Control	28-Dec-00	178	3	82.0	2	3	3	5.80	6.71	57.19	7.78	14.04
157	7	200435413	Control	28-Dec-00	163	3	79.7	2	3	3	5.70	6.03	57.39	7.49	14.88
158	8	200440602	Control	28-Dec-00	178	3	81.5	2	3	4	5.90	5.93	55.79	7.11	14.19
159	9	200432909	Control	28-Dec-00	166	3	82.5	2	3	3	5.80	5.89	54.76	8.15	13.88
160	10	200439202	Control	28-Dec-00	164	3	81.5	2	3	3	5.70	7.63	51.91	8.93	13.67

Total Number	Day Order	Marc Animal ID	Treatment (Control/Clone)	Slaughter Date	Hot Carcass Weight/lbs	USDA CARCASS MUSCLE (1-3)	CARCASS LENGTH (cm)	FIRMNESS (1-3)	COLOR (1-6)	MARBLING (1-6, 10)	Longissimus pH (24 hr)	LOINEYE AREA (in^2)	hunter (L*)	hunter (a*)	hunter (B*)
161	11	200434802	Control	28-Dec-00	169	3	82.4	2	3	3	5.70	6.26	55.42	8.96	15.25
162	12	200434201	Control	28-Dec-00	163	3	82.3	2	3	3	5.80	6.43	53.68	8.62	12.71
163	13	200439406	Control	28-Dec-00	178	3	79.0	2	3	3	5.80	8.05	57.12	6.77	14.26
164	14	200435402	Control	28-Dec-00	174	3	83.2	2	3	3	5.80	6.85	53.25	8.28	13.76
165	15	200435306	Control	28-Dec-00	173	3	80.5	2	3	3	5.80	5.55	56.01	8.99	15.43
166	16	200432002	Clone	28-Dec-00	164	3	79.0	2	3	2	5.70	7.01	52.34	7.63	11.93
167	17	200432101	Clone	28-Dec-00	169	3	81.5	2	3	2	5.80	6.68	53.63	8.55	13.51
168	18	200432503	Clone	28-Dec-00	175	3	84.0	2	3	3	6.10	6.19	58.90	7.23	14.78
169	19	200431607	Clone	28-Dec-00	185	3	81.8	2	3	2	6.10	6.65	57.22	7.64	15.19
170	20	200433710	Clone	28-Dec-00	186	3	79.7	2	3	4	5.70	7.42	57.77	6.55	14.43
171	21	200436405	Clone	28-Dec-00	166	3	82.4	2	3	3	5.70	6.93	58.08	6.24	14.59
172	22	200432006	Clone	28-Dec-00	176	3	81.0	2	3	2	5.70	5.95	56.75	6.51	14.52
173	23	200430803	Clone	28-Dec-00	170	3	81.3	2	3	3	5.80	5.91	53.88	9.63	14.77
174	24	200436911	Clone	28-Dec-00	171	3	80.0	2	3	4	5.80	5.91	57.32	6.81	15.01
175	25	200433604	Clone	28-Dec-00	176	3	82.5	2	3	3	6.10	6.50	54.68	10.11	15.08
176	26	200432501	Clone	28-Dec-00	177	3	81.0	2	3	2	6.10	7.18	54.12	8.83	14.29
177	27	200433207	Clone	28-Dec-00	175	3	79.3	2	3	3	5.70	5.11	55.93	8.97	16.17
178	28	200432302	Clone	28-Dec-00	149	3	78.3	2	3	3	5.70	6.23	52.13	7.50	13.36
179	29	200433804	Clone	28-Dec-00	168	3	78.0	2	3	3	5.60	6.79	57.35	7.31	14.46
180	30	200435802	Clone	28-Dec-00	176	3	77.5	2	3	4	5.80	6.40	56.25	7.63	14.12
181	31	200433808	Clone	28-Dec-00	155	3	79.5	2	3	3	5.80	6.90	56.90	6.65	14.67
182	32	200430606	Clone	28-Dec-00	174	3	80.0	2	3	3	5.80	5.22	54.57	6.99	13.80
183	1	200433402	Control	02-Jan-01	177	3	85.5	2	3	2	5.70	7.46	56.54	7.47	13.86
184	2	200433504	Control	02-Jan-01	176	3	81.0	2	3	3	5.80	8.44	55.13	7.14	13.80
185	3	200430502	Control	02-Jan-01	185	3	84.2	2	3	3	5.70	6.56	57.36	7.21	14.78
186	4	200433403	Control	02-Jan-01	187	3	81.7	2	3	3	5.90	6.64	57.49	7.16	14.16
187	5	200436310	Control	02-Jan-01	175	3	80.0	2	3	3	6.00	5.61	58.27	6.42	14.75
188	6	200438503	Control	02-Jan-01	177	3	81.3	2	3	3	5.70	7.15	56.27	6.97	13.30
189	7	200440601	Control	02-Jan-01	181	3	83.2	2	3	5	5.80	7.60	55.74	7.67	13.84
190	8	200435409	Control	02-Jan-01	184	3	83.5	2	3	3	5.80	6.07	55.15	7.11	13.75
191	9	200434009	Control	02-Jan-01	177	3	78.2	2	3	5	5.90	6.50	57.36	7.47	13.67
192	10	200440901	Control	02-Jan-01	179	3	85.0	2	3	2	5.90	8.76	54.89	6.94	13.15

Total Number	Day Order	Marc Animal ID	Treatment (Control/Clone)	Slaughter Date	Hot Carcass Weight/lbs	USDA CARCASS MUSCLE (1-3)	CARCASS LENGTH (cm)	FIRMNESS (1-3)	COLOR (1-6)	MARBLING (1-6, 10)	Longissimus pH (24 hr)	LOINEYE AREA (in^2)	hunter (L*)	hunter (a*)	hunter (B*)
193	11	200440906	Control	02-Jan-01	162	3	83.5	2	3	2	5.80	7.49	56.18	7.71	15.06
194	12	200433501	Control	02-Jan-01	172	3	82.0	2	3	1	5.90	7.37	56.63	8.17	14.52
195	13	200430509	Control	02-Jan-01	183	3	81.6	2	3	3	5.80	6.80	57.60	6.86	13.94
196	14	200436305	Control	02-Jan-01	176	3	81.7	2	3	2	5.80	6.48	55.10	7.15	14.03
197	15	200431012	Clone	02-Jan-01	191	3	83.5	2	3	4	5.80	6.16	55.68	6.26	14.26
198	16	200437501	Clone	02-Jan-01	172	3	84.3	2	3	3	6.00	6.79	56.16	6.95	13.70
199	17	200433203	Clone	02-Jan-01	188	3	82.5	2	3	3	5.70	7.34	55.02	9.45	15.16
200	18	200436006	Clone	02-Jan-01	181	3	83.0	2	3	1	5.70	8.02	55.18	7.84	13.99
201	19	200434608	Clone	02-Jan-01	177	3	84.3	2	3	3	5.70	6.66	54.34	8.43	14.71
202	20	200430608	Clone	02-Jan-01	183	3	82.0	2	3	3	5.70	6.20	54.79	7.91	14.41
203	21	200431007	Clone	02-Jan-01	180	3	84.0	2	3	3	5.70	7.78	55.29	7.61	13.76
204	22	200433806	Clone	02-Jan-01	182	3	78.3	2	3	3	5.80	6.44	54.19	7.81	14.73
205	23	200432007	Clone	02-Jan-01	162	3	78.5	2	3	2	5.60	7.08	54.80	7.28	13.88
206	24	200431402	Clone	02-Jan-01	180	3	83.4	2	3	2	5.70	8.06	52.70	8.24	13.56
207	25	200432104	Clone	02-Jan-01	181	3	82.7	2	3	3	5.80	5.99	56.86	7.45	14.61
208	26	200431409	Clone	02-Jan-01	190	3	86.0	2	3	2	5.80	5.93	53.61	8.49	13.90
209	27	200437510	Clone	02-Jan-01	178	3	84.3	2	3	4	5.70	6.09	57.38	7.15	15.41
210	28	200436404	Clone	02-Jan-01	177	3	86.1	2	3	3	5.70	5.93	58.35	7.24	15.66
211	29	200433712	Clone	02-Jan-01	183	3	81.0	2	3	4	6.00	7.25	56.23	8.16	14.15
212	30	200436610	Clone	02-Jan-01	166	3	77.4	2	3	4	5.70	6.23	57.22	7.12	14.62
213	31	200437804	Clone	02-Jan-01	181	3	78.7	2	3	4	5.80	6.94	55.79	7.32	14.26
214	1	200437302	Control	05-Jan-01	181	3	87.7	2	3	3	5.70	6.51	56.51	6.52	13.92
215	2	200433507	Control	05-Jan-01	174	3	86.0	2	3	3	5.70	6.49	56.84	6.54	14.00
216	3	200434306	Control	05-Jan-01	178	3	81.5	2	3	3	5.70	6.72	56.58	7.27	14.15
217	4	200433503	Control	05-Jan-01	173	3	82.5	2	3	3	5.70	6.57	54.30	7.94	13.29
218	5	200430501	Control	05-Jan-01	180	3	82.0	2	3	2	5.90	7.83	56.35	6.41	13.49
219	6	200440603	Control	05-Jan-01	187	3	82.7	2	3	4	5.80	6.42	57.90	6.19	14.09
220	7	200435410	Control	05-Jan-01	176	3	82.2	2	3	3	5.60	6.85	56.00	8.16	13.92
221	8	200434008	Control	05-Jan-01	184	3	82.5	2	3	4	5.80	6.45	55.68	8.01	13.90
222	9	200435411	Control	05-Jan-01	183	3	82.7	2	2	1	5.60	6.07	60.44	8.66	15.65
223	10	200438706	Control	05-Jan-01	177	3	83.0	2	3	4	5.70	6.16	63.35	4.94	14.34
224	11	200439208	Control	05-Jan-01	171	3	81.0	2	3	3	5.70	7.14	53.85	8.28	13.65

Total Number	Day Order	Marc Animal ID	Treatment (Control/Clone)	Slaughter Date	Hot Carcass Weight/lbs	USDA CARCASS MUSCLE (1-3)	CARCASS LENGTH (cm)	FIRMNESS (1-3)	COLOR (1-6)	MARBLING (1-6, 10)	Longissimus pH (24 hr)	LOINEYE AREA (in^2)	hunter (L*)	hunter (a*)	hunter (B*)
225	12	200440911	Control	05-Jan-01	171	3	80.7	2	3	3	5.60	6.83	58.08	6.99	13.30
226	13	200435305	Control	05-Jan-01	185	3	84.4	2	3	3	5.70	6.67	51.62	7.53	12.53
227	14	200433502	Control	05-Jan-01	177	3	84.0	2	3	1	5.60	8.93	54.70	6.48	12.49
228	15	200435301	Control	05-Jan-01	185	3	86.6	2	3	2	5.60	6.91	53.85	7.46	13.97
229	16	200434303	Control	05-Jan-01	154	3	85.0	2	3	2	5.80	6.72	55.49	6.48	13.07
230	17	200431603	Clone	05-Jan-01	181	3	83.5	2	3	1	5.60	8.15	53.46	7.43	12.37
231	18	200433003	Clone	05-Jan-01	173	3	84.0	2	3	3	5.60	6.46	55.42	5.92	13.20
232	19	200432312	Clone	05-Jan-01	176	3	79.5	2	3	4	5.70	6.23	56.54	6.77	14.20
233	20	200432005	Clone	05-Jan-01	180	3	80.0	2	3	3	5.60	5.81	57.67	6.41	14.43
234	21	200436902	Clone	05-Jan-01	172	3	81.0	2	3	4	5.60	8.06	52.95	8.28	12.93
235	22	200436002	Clone	05-Jan-01	177	3	84.2	2	3	3	5.60	7.99	53.16	7.85	13.31
236	23	200431410	Clone	05-Jan-01	174	3	85.8	2	3	2	5.60	7.37	51.64	9.40	13.20
237	24	200432401	Clone	05-Jan-01	176	3	83.0	2	3	2	5.60	6.92	58.10	6.54	13.40
238	25	200432102	Clone	05-Jan-01	180	3	83.4	2	3	3	5.60	7.10	54.77	6.27	13.30
239	26	200436013	Clone	05-Jan-01	176	3	85.5	2	3	3	5.70	6.00	55.61	6.26	12.76
240	27	200432504	Clone	05-Jan-01	170	3	81.7	2	3	3	5.60	7.05	57.77	6.29	14.06
241	28	200438106	Clone	05-Jan-01	179	3	83.5	2	3	4	5.60	7.05	56.52	7.78	14.39
242	29	200432001	Clone	05-Jan-01	182	3	82.0	2	3	2	5.60	7.85	52.92	7.40	12.41
243	30	200438105	Clone	05-Jan-01	170	3	83.0	2	3	4	5.60	6.63	57.48	7.85	15.03
244	31	200431506	Clone	05-Jan-01	175	3	80.2	2	3	3	5.70	6.46	58.12	4.61	13.76
245	32	200437408	Clone	05-Jan-01	179	3	83.5	2	3	5	5.70	6.36	62.55	3.91	14.33
246	1	200433506	Control	09-Jan-01	186	3	85.0	2	3	3	5.60	7.12	56.82	6.83	13.78
247	2	200434302	Control	09-Jan-01	184	3	86.5	2	3	3	5.70	6.84	57.92	7.07	14.60
248	3	200434903	Control	09-Jan-01	183	3	82.5	2	3	4	5.70	7.87	53.86	7.67	12.63
249	4	200435405	Control	09-Jan-01	177	3	84.0	2	3	3	5.70	6.48	57.31	7.55	14.09
250	5	200434905	Control	09-Jan-01	185	3	81.5	2	3	3	5.90	6.67	55.96	6.27	13.49
251	6	200432906	Control	09-Jan-01	183	3	86.7	2	3	3	5.90	7.15	51.41	8.33	12.69
252	7	200435310	Control	09-Jan-01	183	3	86.5	2	3	3	5.90	6.21	51.76	8.48	13.73
253	8	200438402	Control	09-Jan-01	183	3	83.3	2	3	3	5.70	6.68	54.68	7.56	13.23
254	9	200438501	Control	09-Jan-01	187	3	84.0	2	3	3	5.70	6.92	53.47	8.12	13.49
255	10	200434803	Control	09-Jan-01	176	3	85.3	2	3	4	5.80	5.35	51.94	8.14	12.76
256	11	200432904	Control	09-Jan-01	175	3	87.7	2	3	3	5.80	6.58	55.79	6.44	12.95

Total Number	Day Order	Marc Animal ID	Treatment (Control/Clone)	Slaughter Date	Hot Carcass Weight/lbs	USDA CARCASS MUSCLE (1-3)	CARCASS LENGTH (cm)	FIRMNESS (1-3)	COLOR (1-6)	MARBLING (1-6, 10)	Longissimus pH (24 hr)	LOINEYE AREA (in^2)	hunter (L*)	hunter (a*)	hunter (B*)
257	12	200434904	Control	09-Jan-01	180	3	82.2	2	3	3	5.70	7.70	53.09	6.91	12.51
258	13	200430506	Control	09-Jan-01	171	3	83.0	2	3	3	5.60	7.16	53.14	7.64	13.01
259	14	200435403	Control	09-Jan-01	176	3	83.3	2	3	2	5.80	6.36	55.34	7.28	13.34
260	15	200434804	Control	09-Jan-01	179	3	83.7	2	3	2	5.70	6.35	52.73	7.29	12.95
261	16	200434509	Clone	09-Jan-01	178	3	81.8	2	3	3	5.70	7.51	55.10	8.32	13.65
262	17	200434607	Clone	09-Jan-01	178	3	80.3	2	3	3	5.70	6.90	56.35	7.14	13.97
263	18	200437502	Clone	09-Jan-01	186	3	86.5	2	3	3	5.80	8.32	54.29	8.25	13.74
264	19	200434504	Clone	09-Jan-01	180	3	82.0	2	3	4	5.70	7.28	53.75	8.06	13.17
265	20	200436007	Clone	09-Jan-01	190	3	84.0	2	3	3	5.70	7.29	53.51	8.18	14.54
266	21	200432407	Clone	09-Jan-01	178	3	83.8	2	3	2	5.60	6.32	53.88	7.31	13.35
267	22	200434501	Clone	09-Jan-01	180	3	80.6	2	3	2	5.60	7.16	55.10	8.08	14.08
268	23	200430610	Clone	09-Jan-01	173	3	79.5	2	3	2	5.70	6.85	57.84	6.68	14.47
269	24	200436608	Clone	09-Jan-01	184	3	81.0	2	3	4	5.80	6.64	60.77	5.74	14.65
270	25	200433002	Clone	09-Jan-01	181	3	83.2	2	3	2	5.70	8.60	50.40	8.33	11.36
271	26	200431701	Clone	09-Jan-01	180	3	83.0	2	3	3	5.80	7.46	56.10	7.41	13.85
272	27	200433202	Clone	09-Jan-01	170	3	82.5	2	3	3	5.60	7.19	55.88	8.40	14.34
273	28	200434503	Clone	09-Jan-01	180	3	82.6	2	3	3	5.80	6.83	55.15	7.24	13.44
274	29	200430701	Clone	09-Jan-01	178	3	80.3	2	3	3	5.70	8.20	51.59	8.47	12.84
275	30	200435801	Clone	09-Jan-01	188	3	81.0	2	3	5	6.00	6.62	58.85	7.00	14.60
276	1	200430504	Control	11-Jan-01	171	3	79.8	2	3	2	5.60	7.24	54.11	8.42	12.67
277	2	200434006	Control	11-Jan-01	185	3	79.5	2	3	4	5.70	6.32	60.18	7.34	14.28
278	3	200436312	Control	11-Jan-01	175	3	80.3	2	3	5	5.70	5.28	58.63	7.81	15.15
279	4	200432901	Control	11-Jan-01	186	3	83.5	2	3	2	5.90	7.37	50.75	8.67	12.96
280	5	200440903	Control	11-Jan-01	181	3	83.0	2	3	3	5.60	7.43	56.85	6.59	13.62
281	6	200434304	Control	11-Jan-01	182	3	79.2	2	3	4	5.60	5.70	57.48	7.41	15.30
282	7	200436913	Clone	11-Jan-01	177	3	84.0	2	3	3	5.50	6.50	57.24	7.75	14.86
283	8	200431702	Clone	11-Jan-01	184	3	79.0	2	3	3	5.60	6.82	62.03	6.98	16.58
284	9	200434502	Clone	11-Jan-01	179	3	81.2	2	3	3	5.60	7.08	55.37	8.68	14.76
285	10	200436912	Clone	11-Jan-01	177	3	81.2	2	3	4	5.60	6.83	58.55	6.46	14.52
286	11	200431004	Clone	11-Jan-01	171	3	81.5	2	3	2	5.60	8.25	55.46	7.24	12.27
287	12	200436603	Clone	11-Jan-01	180	3	84.7	2	3	4	5.60	7.29	57.02	7.50	14.14
288	13	200432403	Clone	11-Jan-01	174	3	82.5	2	3	3	5.60	7.35	60.01	5.80	14.12

Total Number	Day Order	Marc Animal ID	Treatment (Control/Clone)	Slaughter Date	Hot Carcass Weight/lbs	USDA CARCASS MUSCLE (1-3)	CARCASS LENGTH (cm)	FIRMNESS (1-3)	COLOR (1-6)	MARBLING (1-6, 10)	Longissimus pH (24 hr)	LOINEYE AREA (in^2)	hunter (L*)	hunter (a*)	hunter (B*)
289	14	200431605	Clone	11-Jan-01	185	3	84.0	2	3	3	5.60	6.82	57.47	6.91	14.59
290	15	200431010	Clone	11-Jan-01	175	3	85.0	2	3	2	5.60	7.11	57.91	6.59	13.95
291	16	200430611	Clone	11-Jan-01	188	3	79.8	2	3	4	5.60	6.66	58.52	7.18	14.99
292	17	200431002	Clone	11-Jan-01	179	3	83.2	2	3	2	5.50	7.67	51.86	9.64	12.63
293	18	200436005	Clone	11-Jan-01	180	3	82.5	2	3	1	5.70	8.55	54.21	5.51	12.95
294	19	200436606	Clone	11-Jan-01	178	3	81.5	2	3	2	5.80	6.79	53.29	7.42	13.67
295	20	200436602	Clone	11-Jan-01	177	3	83.5	2	3	2	5.60	7.43	57.21	7.71	14.31
296	21	200431601	Clone	11-Jan-01	180	3	81.5	2	3	1	5.60	7.67	53.45	7.39	13.17
297	22	200438104	Clone	11-Jan-01	178	3	85.2	2	3	2	5.60	6.83	58.20	6.94	14.15
298	23	200437406	Clone	11-Jan-01	182	3	78.3	2	3	4	5.70	5.84	59.67	5.90	13.96
299	24	200435803	Clone	11-Jan-01	174	3	79.5	2	3	5	5.70	6.49	57.74	7.31	14.92
300	25	200434511	Clone	11-Jan-01	185	3	83.3	2	3	2	5.50	6.18	57.77	6.20	14.15
301	1	200438707	Control	17-Jan-01	191	3	86.0	2	3	4	5.70	7.39	58.73	5.89	14.21
302	2	200440909	Control	17-Jan-01	191	3	85.5	2	3	4	5.70	7.00	59.44	5.47	13.76
303	3	200440907	Control	17-Jan-01	195	3	83.5	2	3	4	5.70	6.71	59.52	5.05	13.99
304	4	200433406	Control	17-Jan-01	191	3	83.7	2	3	3	5.60	8.34	56.69	6.81	14.34
305	5	200433303	Control	17-Jan-01	186	3	83.8	2	3	3	5.70	6.91	57.72	7.65	14.45
306	6	200439205	Control	17-Jan-01	180	3	80.0	2	3	4	5.60	8.10	53.66	7.48	12.82
307	7	200433302	Control	17-Jan-01	197	3	84.0	2	3	3	5.60	7.28	54.89	9.16	14.77
308	8	200441202	Control	17-Jan-01	185	3	85.5	2	3	2	5.60	7.64	55.50	7.50	14.13
309	9	200439902	Control	17-Jan-01	199	3	85.7	2	3	4	5.60	6.56	59.39	6.08	15.07
310	10	200439903	Control	17-Jan-01	190	3	81.5	2	3	5	5.70	6.94	59.37	6.48	15.52
311	11	200431708	Clone	17-Jan-01	180	3	79.5	2	3	4	5.60	5.94	55.28	8.29	14.76
312	12	200438607	Clone	17-Jan-01	195	3	81.0	2	3	3	5.80	7.69	56.71	8.34	14.19
313	13	200436604	Clone	17-Jan-01	185	3	83.5	2	3	3	5.70	7.82	57.52	7.20	13.85
314	14	200434101	Clone	17-Jan-01	186	3	81.0	2	3	1	5.60	7.39	50.74	9.06	12.21
315	15	200436607	Clone	17-Jan-01	180	3	84.5	2	3	2	5.70	7.70	60.60	5.39	14.65
316	16	200432507	Clone	17-Jan-01	193	3	83.3	2	3	3	5.60	6.17	55.25	8.47	15.45
317	17	200438610	Clone	17-Jan-01	190	3	82.5	2	3	5	5.90	7.43	61.35	7.08	15.25
318	18	200432008	Clone	17-Jan-01	203	3	79.5	2	3	3	5.70	6.56	55.90	7.21	13.60
319	19	200439505	Clone	17-Jan-01	189	3	80.0	2	3	3	5.70	7.04	57.67	6.31	13.67
320	20	200436901	Clone	17-Jan-01	180	3	82.3	2	3	2	5.60	8.60	57.96	7.30	14.45

Total Number	Day Order	Marc Animal ID	Treatment (Control/Clone)	Slaughter Date	Hot Carcass Weight/lbs	USDA CARCASS MUSCLE (1-3)	CARCASS LENGTH (cm)	FIRMNESS (1-3)	COLOR (1-6)	MARBLING (1-6, 10)	Longissimus pH (24 hr)	LOINEYE AREA (in^2)	hunter (L*)	hunter (a*)	hunter (B*)
321	21	200433007	Clone	17-Jan-01	186	3	81.7	2	3	3	5.70	7.36	54.04	8.28	13.23
322	22	200431503	Clone	17-Jan-01	185	3	83.0	2	3	2	5.60	6.83	59.32	8.01	15.47
323	23	200436001	Clone	17-Jan-01	187	3	85.5	2	3	2	5.70	7.44	56.59	7.09	13.31
324	24	200438101	Clone	17-Jan-01	179	3	85.5	2	3	3	5.60	7.24	54.15	7.88	13.59
325	25	200432304	Clone	17-Jan-01	189	3	83.5	2	3	2	5.60	7.53	57.62	8.52	15.34
326	26	200433709	Clone	17-Jan-01	184	3	82.0	2	3	3	5.80	8.06	54.65	8.18	14.48
327	27	200438602	Clone	17-Jan-01	186	3	83.2	2	3	3	5.60	7.65	55.78	8.36	14.79
328	28	200436905	Clone	17-Jan-01	179	3	81.8	2	3	3	5.60	7.41	59.09	5.98	14.43
329	29	200432003	Clone	17-Jan-01	175	3	82.7	2	3	1	5.60	7.56	53.84	8.34	13.57
330	30	200437803	Clone	17-Jan-01	188	3	81.7	2	3	5	5.90	6.05	54.19	8.15	14.50
331	31	200434606	Clone	17-Jan-01	179	3	81.0	2	3	2	5.60	6.81	52.62	7.89	13.42
332	32	200438609	Clone	17-Jan-01	188	3	81.8	2	3	4	5.60	6.55	55.28	8.98	15.09
333	1	200438705	Control	19-Jan-01	178	3	84.3	2	3	4	5.6	6.86	60.94	4.84	14.79
334	2	200433401	Control	19-Jan-01	189	3	88.0	2	3	2	5.6	8.07	53.95	8.82	14.05
335	3	200431803	Control	19-Jan-01	173	3	83.7	2	3	2	5.6	7.81	55.23	6.28	13.19
336	4	200438709	Control	19-Jan-01	177	3	83.0	2	3	4	5.6	6.22	60.41	5.14	13.91
337	5	200430507	Control	19-Jan-01	177	3	78.5	2	3	3	5.6	6.82	59.31	6.87	14.66
338	6	200434805	Control	19-Jan-01	170	3	85.7	2	3	4	5.6	5.70	55.63	7.82	14.85
339	7	200435304	Control	19-Jan-01	181	3	83.0	2	3	3	5.6	6.65	54.56	5.99	13.17
340	8	200439901	Control	19-Jan-01	182	3	85.5	2	3	5	5.7	5.35	60.87	5.85	14.58
341	9	200435307	Control	19-Jan-01	177	3	85.3	2	3	3	5.6	6.48	53.73	7.48	12.90
342	10	200433208	Clone	19-Jan-01	182	3	80.5	2	3	4	5.6	6.11	54.58	9.84	14.78
343	11	200439502	Clone	19-Jan-01	193	3	84.5	2	3	4	5.7	8.74	60.91	5.28	13.86
344	12	200438608	Clone	19-Jan-01	165	3	80.2	2	3	4	5.8	5.95	62.20	6.09	14.63
345	13	200433801	Clone	19-Jan-01	182	3	84.0	2	3	2	5.6	9.41	59.07	6.38	13.75
346	14	200430801	Clone	19-Jan-01	177	3	85.0	2	3	3	5.6	7.89	55.68	7.11	14.29
347	15	200436601	Clone	19-Jan-01	186	3	84.7	2	3	3	5.6	7.18	54.15	8.32	14.30
348	16	200430602	Clone	19-Jan-01	189	3	80.0	2	3	2	5.5	7.77	58.43	8.28	14.09
349	17	200436004	Clone	19-Jan-01	176	3	82.2	2	3	2	5.6	7.38	52.83	9.66	14.49
350	18	200436903	Clone	19-Jan-01	182	3	83.4	2	3	2	5.6	9.42	56.51	7.47	14.27
351	19	200433001	Clone	19-Jan-01	185	3	82.5	2	3	2	5.6	8.39	58.53	7.19	14.01
352	20	200433802	Clone	19-Jan-01	200	3	82.0	2	3	2	5.5	9.19	55.51	7.17	13.49

Total Number	Day Order	Marc Animal ID	Treatment (Control/Clone)	Slaughter Date	Hot Carcass Weight/lbs	USDA CARCASS MUSCLE (1-3)	CARCASS LENGTH (cm)	FIRMNESS (1-3)	COLOR (1-6)	MARBLING (1-6, 10)	Longissimus pH (24 hr)	LOINEYE AREA (in^2)	hunter (L*)	hunter (a*)	hunter (B*)
353	21	200438611	Clone	19-Jan-01	169	3	83.0	2	3	5	5.6	6.91	58.80	6.88	14.36
354	22	200430702	Clone	19-Jan-01	183	3	84.8	2	3	2	5.6	8.85	60.08	6.31	14.61
355	23	200431602	Clone	19-Jan-01	193	3	80.3	2	3	2	5.6	7.64	53.49	8.57	14.46
356	24	200434602	Clone	19-Jan-01	179	3	84.0	2	3	2	5.6	7.65	56.17	7.29	14.00
357	25	200434109	Clone	19-Jan-01	175	3	84.3	2	3	2	5.7	6.35	52.35	8.48	12.82
358	26	200433010	Clone	19-Jan-01	177	3	82.0	2	3	3	5.7	6.35	54.19	7.30	14.15
359	27	200434104	Clone	19-Jan-01	179	3	82.3	2	3	3	5.7	7.43	56.20	7.39	14.19
360	28	200431005	Clone	19-Jan-01	177	3	84.7	2	3	2	5.6	7.35	55.69	7.49	13.89
361	29	200434107	Clone	19-Jan-01	184	3	81.0	2	3	3	5.8	6.15	56.40	8.36	14.19
362	1	200441205	Control	25-Jan-01	180	3	78.7	2	3	3	5.70	6.50	56.72	7.04	14.16
363	2	200441211	Control	25-Jan-01	174	3	82.0	2	3	4	5.60	6.38	54.33	8.47	14.66
364	3	200441203	Control	25-Jan-01	187	3	83.0	2	3	3	5.70	6.46	55.67	6.76	14.15
365	4	200441201	Control	25-Jan-01	185	3	87.7	2	3	3	5.60	8.03	54.38	6.76	13.23
366	5	200438701	Control	25-Jan-01	180	3	84.7	2	3	2	5.60	7.73	57.38	6.79	13.29
367	6	200441209	Control	25-Jan-01	177	3	86.3	2	3	3	5.60	6.59	54.75	8.19	13.94
368	7	200439904	Control	25-Jan-01	167	3	82.8	2	3	4	5.60	5.45	58.62	6.84	14.19
369	8	200441207	Control	25-Jan-01	178	3	83.6	2	3	4	5.60	6.74	59.79	6.47	14.72
370	9	200436301	Control	25-Jan-01	183	3	85.0	2	3	2	5.60	7.00	60.45	5.96	13.60
371	10	200439204	Control	25-Jan-01	183	3	86.5	2	3	2	5.70	7.99	52.45	7.64	12.73
372	11	200434603	Clone	25-Jan-01	172	3	84.0	2	3	2	5.60	7.60	53.14	8.30	13.97
373	12	200434113	Clone	25-Jan-01	171	3	81.3	2	3	2	5.50	6.93	56.93	7.31	14.20
374	13	200438606	Clone	25-Jan-01	183	3	83.2	2	3	3	5.60	7.89	56.96	7.79	14.02
375	14	200436401	Clone	25-Jan-01	186	3	85.5	2	3	2	5.50	8.75	58.67	7.30	15.15
376	15	200434111	Clone	25-Jan-01	182	3	81.5	2	3	2	5.50	7.61	56.43	7.68	14.38
377	16	200438603	Clone	25-Jan-01	187	3	83.5	2	3	2	5.60	8.58	57.79	6.72	14.25
378	17	200433011	Clone	25-Jan-01	170	3	82.2	2	3	3	5.50	6.74	55.51	7.09	13.22
379	18	200439504	Clone	25-Jan-01	179	3	82.5	2	3	3	5.60	8.33	58.51	5.58	13.91
380	19	200437402	Clone	25-Jan-01	182	3	80.3	2	3	4	5.50	7.58	59.78	7.59	15.79
381	20	200439501	Clone	25-Jan-01	182	3	80.5	2	3	2	5.70	7.54	58.86	5.90	14.50
382	21	200436008	Clone	25-Jan-01	184	3	85.0	2	3	1	5.50	8.56	51.51	9.39	13.37
383	22	200438605	Clone	25-Jan-01	182	3	83.8	2	3	3	5.60	7.57	54.25	8.58	13.82
384	23	200434605	Clone	25-Jan-01	190	3	82.3	2	3	3	5.70	7.59	51.14	9.23	12.87

Total Number	Day Order	Marc Animal ID	Treatment (Control/Clone)	Slaughter Date	Hot Carcass Weight/lbs	USDA CARCASS MUSCLE (1-3)	CARCASS LENGTH (cm)	FIRMNESS (1-3)	COLOR (1-6)	MARBLING (1-6, 10)	Longissimus pH (24 hr)	LOINEYE AREA (in^2)	hunter (L*)	hunter (a*)	hunter (B*)
385	24	200436003	Clone	25-Jan-01	181	3	84.7	2	3	1	5.50	7.45	56.90	7.33	14.15
386	25	200437509	Clone	25-Jan-01	173	3	85.0	2	3	2	5.50	6.49	50.67	9.62	13.17
387	26	200432506	Clone	25-Jan-01	176	3	81.5	2	3	3	5.60	7.61	56.42	7.63	14.06
388	27	200433204	Clone	25-Jan-01	188	3	79.4	2	3	3	5.50	7.34	57.17	8.26	16.23
389	28	200436612	Clone	25-Jan-01	184	3	81.6	2	3	3	5.70	7.34	53.96	7.72	13.76
390	1	200438703	Control	01-Feb-01	176	3	84.5	2	3	3	5.70	6.34	56.71	9.35	15.76
391	2	200439401	Control	01-Feb-01	140	3	81.0	2	3	1	5.70	6.69	50.73	8.07	11.51
392	3	200431804	Control	01-Feb-01	98	3	75.0	2	2	1	5.60	5.12	57.21	6.57	14.39
393	4	200439404	Control	01-Feb-01	174	3	82.6	2	3	3	5.60	7.00	59.82	5.47	14.50
394	5	200438403	Control	01-Feb-01	188	3	81.7	2	3	2	5.60	8.96	55.94	6.55	13.56
395	6	200439503	Clone	01-Feb-01	187	3	79.3	2	3	3	5.80	7.81	57.21	5.47	13.52
396	7	200434102	Clone	01-Feb-01	197	3	84.5	2	3	3	5.60	7.33	51.79	8.13	12.42
397	8	200430603	Clone	01-Feb-01	181	3	80.7	2	3	3	5.70	7.86	54.85	7.13	13.93
398	9	200434604	Clone	01-Feb-01	175	3	83.0	2	3	2	5.50	7.53	52.93	7.76	13.36
399	10	200438604	Clone	01-Feb-01	181	3	80.0	2	3	3	5.60	9.16	58.81	6.85	14.65
400	11	200434105	Clone	01-Feb-01	175	3	82.3	2	3	2	5.60	6.88	50.92	8.49	12.97
401	12	200437401	Clone	01-Feb-01	186	3	80.0	2	3	4	5.70	7.49	58.11	7.28	14.98
402	13	200432306	Clone	01-Feb-01	162	3	84.3	2	3	3	5.60	6.34	54.84	7.58	13.96
403	14	200433708	Clone	01-Feb-01	158	3	78.2	2	3	2	5.60	8.24	57.64	7.67	14.13
404	15	200438102	Clone	01-Feb-01	189	3	81.3	2	3	4	5.70	7.01	55.99	8.36	15.13
405	16	200436403	Clone	01-Feb-01	146	3	78.0	2	2	2	5.60	6.15	55.90	7.09	15.00

Number	Animal	Probe Date	First Rib Backfat/mm	Last Rib Backfat/mm	Lumbar Vertebra/mm
1	200430503	12-Dec-00	20	14	13
2	200430508	12-Dec-00	25	17	17
3	200430604	12-Dec-00	30	21	19
4	200430706	12-Dec-00	27	22	23
5	200430707	12-Dec-00	28	19	19
6	200430709	12-Dec-00	18	15	14
7	200430710	12-Dec-00	28	19	18
8	200430711	12-Dec-00	26	23	21
9	200430804	12-Dec-00	27	18	19
10	200430805	12-Dec-00	21	16	15
11	200430902	12-Dec-00	32	21	22
12	200430905	12-Dec-00	28	22	21
13	200430906	12-Dec-00	34	22	21
14	200431006	12-Dec-00	28	22	21
15	200431009	12-Dec-00	25	18	19
16	200431404	12-Dec-00	20	13	13
17	200431408	12-Dec-00	21	14	15
18	200431411	12-Dec-00	28	21	21
19	200431502	12-Dec-00	24	17	18
20	200431505	12-Dec-00	29	22	24
21	200431608	12-Dec-00	28	14	15
22	200432405	12-Dec-00	28	17	18
23	200433409	12-Dec-00	28	19	21
24	200433509	12-Dec-00	23	14	16
25	200433510	12-Dec-00	25	19	18
26	200433605	12-Dec-00	23	16	17
27	200433807	12-Dec-00	26	19	18
28	200435309	12-Dec-00	28	21	24
29	200436009	12-Dec-00	26	20	22
30	200437301	12-Dec-00	26	19	18
31	200437307	12-Dec-00	26	20	19
32	200430605	14-Dec-00	24	18	18
33	200430607	14-Dec-00	30	21	19
34	200430609	14-Dec-00	20	16	19
35	200430705	14-Dec-00	20	16	15
36	200430708	14-Dec-00	23	16	17
37	200431008	14-Dec-00	26	17	17
38	200431405	14-Dec-00	17	13	13
39	200431407	14-Dec-00	19	13	13
40	200431501	14-Dec-00	18	14	16
41	200431504	14-Dec-00	32	23	21
42	200431606	14-Dec-00	25	17	16
43	200431802	14-Dec-00	20	17	17
44	200432609	14-Dec-00	26	23	20
45	200432903	14-Dec-00	21	14	17
46	200432908	14-Dec-00	30	19	19
47	200432910	14-Dec-00	22	18	22
48	200432911	14-Dec-00	23	15	17
49	200433201	14-Dec-00	26	20	20

Number	Animal	Probe Date	First Rib Backfat/mm	Last Rib Backfat/mm	Lumbar Vertebra/mm
50	200433301	14-Dec-00	22	17	17
51	200433601	14-Dec-00	17	13	15
52	200434001	14-Dec-00	20	15	19
53	200434202	14-Dec-00	17	13	14
54	200434301	14-Dec-00	20	17	19
55	200434507	14-Dec-00	24	19	19
56	200435303	14-Dec-00	17	14	15
57	200435408	14-Dec-00	28	21	21
58	200436011	14-Dec-00	18	13	14
59	200436012	14-Dec-00	28	19	18
60	200436909	14-Dec-00	26	15	16
61	200437303	14-Dec-00	24	17	17
62	200437305	14-Dec-00	24	18	19
63	200437306	14-Dec-00	21	16	17
64	200437308	14-Dec-00	27	20	20
65	200437505	14-Dec-00	24	17	18
66	200437506	14-Dec-00	24	19	21
67	200437507	14-Dec-00	27	19	19
68	200430703	19-Dec-00	17	11	11
69	200430903	19-Dec-00	27	21	19
70	200431003	19-Dec-00	18	13	13
71	200431011	19-Dec-00	20	13	12
72	200431406	19-Dec-00	17	11	13
73	200431604	19-Dec-00	21	15	17
74	200431610	19-Dec-00	19	15	15
75	200432004	19-Dec-00	23	17	17
76	200432103	19-Dec-00	24	17	16
77	200432106	19-Dec-00	25	17	18
78	200432108	19-Dec-00	27	21	19
79	200432308	19-Dec-00	22	20	18
80	200432310	19-Dec-00	24	19	20
81	200432404	19-Dec-00	22	15	16
82	200432406	19-Dec-00	27	18	19
83	200432608	19-Dec-00	24	19	21
84	200432704	19-Dec-00	21	16	15
85	200432705	19-Dec-00	25	20	19
86	200432706	19-Dec-00	23	16	17
87	200432905	19-Dec-00	19	14	15
88	200432912	19-Dec-00	19	16	16
89	200433205	19-Dec-00	22	18	19
90	200433603	19-Dec-00	18	13	13
91	200433702	19-Dec-00	28	20	19
92	200433711	19-Dec-00	24	18	19
93	200434002	19-Dec-00	20	14	14
94	200434207	19-Dec-00	33	24	20
95	200434305	19-Dec-00	20	15	12
96	200434309	19-Dec-00	24	17	16
97	200434401	19-Dec-00	27	17	18
98	200434402	19-Dec-00	25	16	17

Number	Animal	Probe Date	First Rib Backfat/mm	Last Rib Backfat/mm	Lumbar Vertebra/mm
99	200434403	19-Dec-00	36	25	23
100	200434508	19-Dec-00	22	17	16
101	200434512	19-Dec-00	27	17	18
102	200434601	19-Dec-00	19	13	13
103	200436609	19-Dec-00	28	20	18
104	200437304	19-Dec-00	25	22	20
105	200437504	19-Dec-00	23	19	17
106	200438409	19-Dec-00	23	19	18
107	200438506	19-Dec-00	22	17	19
108	200439211	19-Dec-00	19	14	16
109	200439405	19-Dec-00	27	19	18
110	200440604	19-Dec-00	22	14	15
111	200430510	20-Dec-00	22	16	17
112	200431805	20-Dec-00	20	16	18
113	200432601	20-Dec-00	21	17	18
114	200432602	20-Dec-00	28	19	18
115	200432607	20-Dec-00	25	17	17
116	200432610	20-Dec-00	23	16	17
117	200432907	20-Dec-00	28	19	22
118	200432913	20-Dec-00	24	17	18
119	200433306	20-Dec-00	31	22	20
120	200433307	20-Dec-00	31	22	21
121	200433405	20-Dec-00	18	14	15
122	200433408	20-Dec-00	22	15	16
123	200433505	20-Dec-00	19	15	14
124	200433511	20-Dec-00	20	15	15
125	200433512	20-Dec-00	19	14	16
126	200434003	20-Dec-00	23	17	18
127	200434005	20-Dec-00	24	18	19
128	200434203	20-Dec-00	26	19	19
129	200434206	20-Dec-00	25	19	19
130	200434806	20-Dec-00	25	19	19
131	200434807	20-Dec-00	23	18	18
132	200434808	20-Dec-00	24	21	22
133	200434901	20-Dec-00	20	17	16
134	200435302	20-Dec-00	22	15	15
135	200435311	20-Dec-00	32	23	21
136	200435404	20-Dec-00	23	18	17
137	200435407	20-Dec-00	29	21	22
138	200438408	20-Dec-00	20	15	14
139	200438511	20-Dec-00	26	17	16
140	200438513	20-Dec-00	27	20	19
141	200430704	26-Dec-00	20	15	16
142	200430802	26-Dec-00	19	15	15
143	200431401	26-Dec-00	15	10	11
144	200431403	26-Dec-00	21	15	16
145	200431703	26-Dec-00	21	16	17
146	200431704	26-Dec-00	24	20	19
147	200431706	26-Dec-00	33	23	21

Number	Animal	Probe Date	First Rib Backfat/mm	Last Rib Backfat/mm	Lumbar Vertebra/mm
148	200431801	26-Dec-00	20	16	16
149	200432105	26-Dec-00	27	16	15
150	200432402	26-Dec-00	23	17	16
151	200432702	26-Dec-00	20	16	18
152	200433206	26-Dec-00	22	15	18
153	200433602	26-Dec-00	23	18	19
154	200433803	26-Dec-00	26	15	14
155	200433809	26-Dec-00	29	21	21
156	200434007	26-Dec-00	28	20	20
157	200434809	26-Dec-00	25	19	21
158	200434902	26-Dec-00	23	16	20
159	200435308	26-Dec-00	22	18	18
160	200435412	26-Dec-00	25	18	19
161	200436010	26-Dec-00	22	15	15
162	200436303	26-Dec-00	23	17	19
163	200436309	26-Dec-00	24	19	21
164	200436402	26-Dec-00	23	14	15
165	200437309	26-Dec-00	25	19	18
166	200437404	26-Dec-00	25	20	22
167	200437801	26-Dec-00	23	19	18
168	200437802	26-Dec-00	23	20	20
169	200438107	26-Dec-00	32	23	26
170	200438401	26-Dec-00	15	12	12
171	200438404	26-Dec-00	20	17	15
172	200438406	26-Dec-00	22	17	17
173	200438505	26-Dec-00	18	14	15
174	200439210	26-Dec-00	15	13	13
175	200440605	26-Dec-00	25	20	19
176	200430606	28-Dec-00	29	24	22
177	200430803	28-Dec-00	27	18	17
178	200431607	28-Dec-00	31	21	21
179	200432002	28-Dec-00	25	17	17
180	200432006	28-Dec-00	24	18	17
181	200432101	28-Dec-00	19	16	16
182	200432302	28-Dec-00	20	15	16
183	200432501	28-Dec-00	23	19	17
184	200432503	28-Dec-00	26	17	17
185	200432603	28-Dec-00	26	17	18
186	200432604	28-Dec-00	24	18	18
187	200432909	28-Dec-00	20	17	15
188	200433207	28-Dec-00	33	26	27
189	200433404	28-Dec-00	20	15	15
190	200433604	28-Dec-00	22	15	15
191	200433703	28-Dec-00	24	18	19
192	200433704	28-Dec-00	24	17	17
193	200433710	28-Dec-00	30	22	21
194	200433804	28-Dec-00	23	20	21
195	200433808	28-Dec-00	25	21	20
196	200434004	28-Dec-00	24	18	18

Number	Animal	Probe Date	First Rib Backfat/mm	Last Rib Backfat/mm	Lumbar Vertebra/mm
197	200434201	28-Dec-00	22	15	14
198	200434205	28-Dec-00	22	17	16
199	200434308	28-Dec-00	30	19	19
200	200434310	28-Dec-00	29	21	22
201	200434802	28-Dec-00	21	15	16
202	200435306	28-Dec-00	31	21	20
203	200435401	28-Dec-00	25	16	17
204	200435402	28-Dec-00	25	18	19
205	200435413	28-Dec-00	25	17	21
206	200435802	28-Dec-00	32	22	24
207	200436311	28-Dec-00	28	21	22
208	200436405	28-Dec-00	21	16	17
209	200436911	28-Dec-00	26	18	18
210	200438407	28-Dec-00	17	13	13
211	200438410	28-Dec-00	21	16	15
212	200438412	28-Dec-00	24	16	17
213	200438510	28-Dec-00	18	14	15
214	200439202	28-Dec-00	18	14	15
215	200439206	28-Dec-00	23	17	19
216	200439212	28-Dec-00	19	14	15
217	200439406	28-Dec-00	26	19	19
218	200439409	28-Dec-00	23	12	17
219	200440602	28-Dec-00	26	17	20
220	200440908	28-Dec-00	27	18	21
221	200440910	28-Dec-00	31	26	26
222	200430502	2-Jan-01	20	15	15
223	200430509	2-Jan-01	24	16	17
224	200430608	2-Jan-01	23	16	15
225	200431007	2-Jan-01	19	13	12
226	200431012	2-Jan-01	30	21	22
227	200431402	2-Jan-01	22	16	16
228	200431409	2-Jan-01	24	18	19
229	200432007	2-Jan-01	28	21	20
230	200432104	2-Jan-01	25	17	20
231	200432109	2-Jan-01	22	18	18
232	200433005	2-Jan-01	26	18	19
233	200433203	2-Jan-01	32	18	21
234	200433402	2-Jan-01	21	17	17
235	200433403	2-Jan-01	26	19	21
236	200433501	2-Jan-01	17	13	13
237	200433504	2-Jan-01	18	13	14
238	200433701	2-Jan-01	29	22	24
239	200433712	2-Jan-01	29	20	19
240	200433806	2-Jan-01	27	21	21
241	200434009	2-Jan-01	26	17	20
242	200434210	2-Jan-01	32	22	21
243	200434510	2-Jan-01	28	20	19
244	200434608	2-Jan-01	18	14	15
245	200434801	2-Jan-01	34	23	20

Number	Animal	Probe Date	First Rib Backfat/mm	Last Rib Backfat/mm	Lumbar Vertebra/mm
246	200435409	2-Jan-01	30	20	25
247	200436006	2-Jan-01	18	13	12
248	200436305	2-Jan-01	15	12	13
249	200436310	2-Jan-01	26	18	20
250	200436404	2-Jan-01	18	14	13
251	200436610	2-Jan-01	28	22	19
252	200437501	2-Jan-01	23	16	16
253	200437510	2-Jan-01	25	19	20
254	200437804	2-Jan-01	28	22	22
255	200438414	2-Jan-01	30	22	21
256	200438503	2-Jan-01	23	17	19
257	200438504	2-Jan-01	27	19	18
258	200439408	2-Jan-01	28	19	21
259	200440601	2-Jan-01	20	16	16
260	200440606	2-Jan-01	37	23	22
261	200440607	2-Jan-01	32	26	23
262	200440901	2-Jan-01	20	15	17
263	200440906	2-Jan-01	19	14	15
264	200430501	5-Jan-01	19	14	13
265	200431410	5-Jan-01	21	16	13
266	200431506	5-Jan-01	23	16	21
267	200431603	5-Jan-01	15	10	14
268	200432001	5-Jan-01	21	17	15
269	200432005	5-Jan-01	31	25	24
270	200432102	5-Jan-01	21	17	14
271	200432307	5-Jan-01	24	20	20
272	200432311	5-Jan-01	28	20	23
273	200432312	5-Jan-01	24	19	17
274	200432401	5-Jan-01	20	15	13
275	200432502	5-Jan-01	21	15	14
276	200432504	5-Jan-01	22	18	17
277	200433003	5-Jan-01	21	15	13
278	200433502	5-Jan-01	17	12	12
279	200433503	5-Jan-01	20	11	13
280	200433507	5-Jan-01	20	13	8
281	200434008	5-Jan-01	20	16	18
282	200434303	5-Jan-01	14	11	13
283	200434306	5-Jan-01	18	14	15
284	200435301	5-Jan-01	13	12	10
285	200435305	5-Jan-01	19	12	14
286	200435410	5-Jan-01	22	16	18
287	200435411	5-Jan-01	24	18	22
288	200436002	5-Jan-01	21	15	12
289	200436013	5-Jan-01	26	21	18
290	200436902	5-Jan-01	18	15	12
291	200437302	5-Jan-01	23	19	15
292	200437408	5-Jan-01	30	22	21
293	200438105	5-Jan-01	28	23	18
294	200438106	5-Jan-01	29	25	20

Number	Animal	Probe Date	First Rib Backfat/mm	Last Rib Backfat/mm	Lumbar Vertebra/mm
295	200438706	5-Jan-01	24	17	21
296	200439208	5-Jan-01	19	14	17
297	200440603	5-Jan-01	25	18	24
298	200440911	5-Jan-01	18	13	14
299	200430506	9-Jan-01	16	12	12
300	200430610	9-Jan-01	24	19	20
301	200430701	9-Jan-01	18	13	14
302	200431701	9-Jan-01	22	16	17
303	200432407	9-Jan-01	20	16	17
304	200432605	9-Jan-01	25	18	18
305	200432904	9-Jan-01	20	14	16
306	200432906	9-Jan-01	23	18	18
307	200433002	9-Jan-01	17	13	14
308	200433202	9-Jan-01	20	15	16
309	200433506	9-Jan-01	21	16	16
310	200434208	9-Jan-01	34	23	21
311	200434209	9-Jan-01	28	19	20
312	200434302	9-Jan-01	18	16	17
313	200434501	9-Jan-01	22	13	15
314	200434503	9-Jan-01	20	14	13
315	200434504	9-Jan-01	23	17	18
316	200434509	9-Jan-01	22	16	15
317	200434607	9-Jan-01	27	19	20
318	200434803	9-Jan-01	22	19	20
319	200434804	9-Jan-01	25	18	18
320	200434903	9-Jan-01	24	18	19
321	200434904	9-Jan-01	18	14	15
322	200434905	9-Jan-01	24	18	21
323	200435310	9-Jan-01	26	18	22
324	200435403	9-Jan-01	26	18	18
325	200435405	9-Jan-01	23	16	16
326	200435801	9-Jan-01	30	22	22
327	200436007	9-Jan-01	24	19	22
328	200436608	9-Jan-01	26	19	20
329	200436904	9-Jan-01	17	12	12
330	200436910	9-Jan-01	26	19	20
331	200437403	9-Jan-01	38	20	21
332	200437409	9-Jan-01	31	20	19
333	200437410	9-Jan-01	28	19	21
334	200437502	9-Jan-01	17	13	14
335	200438402	9-Jan-01	25	18	18
336	200438501	9-Jan-01	21	17	17
337	200438502	9-Jan-01	24	18	18
338	200439201	9-Jan-01	18	14	15
339	200439209	9-Jan-01	22	15	16
340	200439215	9-Jan-01	21	17	17
341	200440902	9-Jan-01	22	18	18
342	200440912	9-Jan-01	26	18	18
343	200440913	9-Jan-01	28	19	23

Number	Animal	Probe Date	First Rib Backfat/mm	Last Rib Backfat/mm	Lumbar Vertebra/mm
344	200430504	11-Jan-01	21	16	15
345	200430611	11-Jan-01	29	24	21
346	200431002	11-Jan-01	19	14	13
347	200431004	11-Jan-01	17	14	14
348	200431010	11-Jan-01	22	13	15
349	200431601	11-Jan-01	24	16	16
350	200431605	11-Jan-01	26	17	15
351	200431702	11-Jan-01	31	20	22
352	200432301	11-Jan-01	23	19	18
353	200432303	11-Jan-01	22	18	17
354	200432403	11-Jan-01	19	13	13
355	200432901	11-Jan-01	24	17	17
356	200433006	11-Jan-01	28	21	21
357	200433008	11-Jan-01	22	17	16
358	200433706	11-Jan-01	26	16	17
359	200434006	11-Jan-01	24	21	22
360	200434106	11-Jan-01	32	21	22
361	200434108	11-Jan-01	31	20	23
362	200434110	11-Jan-01	31	19	21
363	200434304	11-Jan-01	34	20	21
364	200434502	11-Jan-01	21	16	16
365	200434506	11-Jan-01	24	19	22
366	200434511	11-Jan-01	25	16	17
367	200435803	11-Jan-01	28	18	20
368	200436005	11-Jan-01	18	14	15
369	200436312	11-Jan-01	30	20	21
370	200436602	11-Jan-01	23	17	16
371	200436603	11-Jan-01	20	15	16
372	200436605	11-Jan-01	27	20	19
373	200436606	11-Jan-01	29	18	19
374	200436912	11-Jan-01	23	17	16
375	200436913	11-Jan-01	26	17	21
376	200437406	11-Jan-01	38	24	25
377	200438104	11-Jan-01	24	17	17
378	200440903	11-Jan-01	23	16	15
379	200431503	17-Jan-01	26	22	23
380	200431708	17-Jan-01	31	19	19
381	200432003	17-Jan-01	19	15	16
382	200432008	17-Jan-01	32	25	23
383	200432304	17-Jan-01	23	15	16
384	200432507	17-Jan-01	30	20	17
385	200433007	17-Jan-01	20	17	16
386	200433302	17-Jan-01	25	17	18
387	200433303	17-Jan-01	25	19	23
388	200433406	17-Jan-01	23	16	19
389	200433709	17-Jan-01	25	18	19
390	200434101	17-Jan-01	27	20	21
391	200434606	17-Jan-01	21	16	17
392	200436001	17-Jan-01	21	13	14

Number	Animal	Probe Date	First Rib Backfat/mm	Last Rib Backfat/mm	Lumbar Vertebra/mm
393	200436604	17-Jan-01	21	18	18
394	200436607	17-Jan-01	21	15	16
395	200436901	17-Jan-01	19	15	15
396	200436905	17-Jan-01	23	14	16
397	200437803	17-Jan-01	32	27	26
398	200438101	17-Jan-01	28	21	20
399	200438602	17-Jan-01	20	17	17
400	200438607	17-Jan-01	28	22	23
401	200438609	17-Jan-01	27	21	22
402	200438610	17-Jan-01	26	19	22
403	200438707	17-Jan-01	25	21	21
404	200439205	17-Jan-01	23	16	17
405	200439505	17-Jan-01	32	20	20
406	200439902	17-Jan-01	28	21	24
407	200439903	17-Jan-01	27	21	21
408	200440907	17-Jan-01	30	20	24
409	200440909	17-Jan-01	25	17	18
410	200441202	17-Jan-01	19	14	15
411	200430507	19-Jan-01	26	18	21
412	200430602	19-Jan-01	18	15	15
413	200430702	19-Jan-01	20	14	13
414	200430801	19-Jan-01	18	13	12
415	200431005	19-Jan-01	20	13	13
416	200431602	19-Jan-01	28	19	19
417	200431803	19-Jan-01	21	16	16
418	200432309	19-Jan-01	23	14	17
419	200432703	19-Jan-01	24	15	15
420	200433001	19-Jan-01	18	15	16
421	200433004	19-Jan-01	22	16	16
422	200433010	19-Jan-01	27	23	24
423	200433208	19-Jan-01	29	20	23
424	200433401	19-Jan-01	19	14	17
425	200433707	19-Jan-01	26	23	23
426	200433801	19-Jan-01	21	17	18
427	200433802	19-Jan-01	34	21	22
428	200434104	19-Jan-01	27	18	20
429	200434107	19-Jan-01	25	18	19
430	200434109	19-Jan-01	31	19	19
431	200434112	19-Jan-01	28	19	21
432	200434602	19-Jan-01	19	13	13
433	200434805	19-Jan-01	24	18	19
434	200435304	19-Jan-01	22	18	19
435	200435307	19-Jan-01	23	18	19
436	200436004	19-Jan-01	22	15	16
437	200436302	19-Jan-01	26	17	17
438	200436307	19-Jan-01	25	19	17
439	200436601	19-Jan-01	24	21	19
440	200436611	19-Jan-01	21	15	17
441	200436903	19-Jan-01	17	15	14

Number	Animal	Probe Date	First Rib Backfat/mm	Last Rib Backfat/mm	Lumbar Vertebra/mm
442	200436907	19-Jan-01	25	18	19
443	200437407	19-Jan-01	29	21	19
444	200437411	19-Jan-01	33	19	22
445	200438405	19-Jan-01	20	16	17
446	200438411	19-Jan-01	24	15	17
447	200438413	19-Jan-01	18	14	15
448	200438508	19-Jan-01	27	21	19
449	200438509	19-Jan-01	23	15	16
450	200438608	19-Jan-01	22	16	18
451	200438611	19-Jan-01	28	19	23
452	200438705	19-Jan-01	19	14	17
453	200438709	19-Jan-01	27	17	20
454	200439207	19-Jan-01	22	15	16
455	200439403	19-Jan-01	28	18	19
456	200439407	19-Jan-01	26	20	19
457	200439502	19-Jan-01	20	14	17
458	200439901	19-Jan-01	28	17	21
459	200441204	19-Jan-01	26	19	20
460	200441206	19-Jan-01	33	19	20
461	200441208	19-Jan-01	27	19	19
462	200432506	25-Jan-01	24	17	18
463	200433011	25-Jan-01	25	17	16
464	200433204	25-Jan-01	26	18	16
465	200434111	25-Jan-01	26	17	17
466	200434113	25-Jan-01	29	21	19
467	200434114	25-Jan-01	28	18	20
468	200434603	25-Jan-01	15	11	12
469	200434605	25-Jan-01	19	15	16
470	200436003	25-Jan-01	16	12	13
471	200436008	25-Jan-01	16	12	13
472	200436301	25-Jan-01	23	17	18
473	200436304	25-Jan-01	27	20	18
474	200436306	25-Jan-01	26	21	20
475	200436401	25-Jan-01	16	12	12
476	200436612	25-Jan-01	22	15	15
477	200436906	25-Jan-01	18	12	14
478	200437402	25-Jan-01	30	21	20
479	200437405	25-Jan-01	23	17	18
480	200437509	25-Jan-01	20	15	16
481	200438603	25-Jan-01	23	18	19
482	200438605	25-Jan-01	20	15	16
483	200438606	25-Jan-01	21	18	19
484	200438701	25-Jan-01	23	16	15
485	200438704	25-Jan-01	24	15	16
486	200439203	25-Jan-01	18	14	15
487	200439204	25-Jan-01	19	13	15
488	200439501	25-Jan-01	24	18	18
489	200439504	25-Jan-01	23	16	16
490	200439904	25-Jan-01	25	20	17

Number	Animal	Probe Date	First Rib Backfat/mm	Last Rib Backfat/mm	Lumbar Vertebra/mm
491	200440609	25-Jan-01	32	22	19
492	200440905	25-Jan-01	22	16	16
493	200441201	25-Jan-01	23	15	19
494	200441203	25-Jan-01	28	19	18
495	200441205	25-Jan-01	28	20	19
496	200441207	25-Jan-01	24	19	18
497	200441209	25-Jan-01	22	18	18
498	200441210	25-Jan-01	28	18	20
499	200441211	25-Jan-01	26	18	20
500	200430505	1-Feb-01	19	12	13
501	200430603	1-Feb-01	19	13	14
502	200431804	1-Feb-01	13	10	10
503	200432305	1-Feb-01	25	16	15
504	200432306	1-Feb-01	17	13	13
505	200433304	1-Feb-01	21	14	17
506	200433305	1-Feb-01	24	18	18
507	200433407	1-Feb-01	22	17	17
508	200433705	1-Feb-01	21	16	16
509	200433708	1-Feb-01	19	13	15
510	200434102	1-Feb-01	28	20	19
511	200434103	1-Feb-01	24	16	17
512	200434105	1-Feb-01	27	19	18
513	200434604	1-Feb-01	18	12	12
514	200436403	1-Feb-01	15	10	9
515	200436908	1-Feb-01	19	14	15
516	200437401	1-Feb-01	24	19	20
517	200438102	1-Feb-01	28	19	19
518	200438103	1-Feb-01	25	16	18
519	200438403	1-Feb-01	22	16	18
520	200438601	1-Feb-01	24	19	19
521	200438604	1-Feb-01	20	14	13
522	200438702	1-Feb-01	20	14	17
523	200438703	1-Feb-01	25	16	19
524	200439401	1-Feb-01	12	9	10
525	200439404	1-Feb-01	19	14	14
526	200439503	1-Feb-01	29	23	24

SubtestDescription	Units	ME2005-000293 / 200431006	ME2005-000301 / 200432405	ME2005-000951 / 200430605	ME2005-000952 / 200430607	ME2005-000968 / 200434001	ME2005-000969 / 200434202	ME2005-000971 / 200434507	ME2005-002222 / 200433505	ME2005-002223 / 200434206	ME2005-002227 / 200438513	ME2005-003124 / 200431801 27-Dec-04	ME2005-003126 / 200432402 27-Dec-04	ME2005-003135 / 200435308 27-Dec-04	ME2005-003141 / 200437309 27-Dec-04	ME2005-003151 / 200439210 27-Dec-04	ME2005-003153 / 200430606 29-Dec-04	ME2005-003177 / 200435413 29-Dec-04	ME2005-003199 / 200430502 3-Jan-05	ME2005-003200 / 200430509 3-Jan-05	ME2005-003201 / 200430608 3-Jan-05	ME2005-003202 / 200431007 3-Jan-05	ME2005-003203 / 200431012 3-Jan-05	ME2005-003204 / 200431402 3-Jan-05	ME2005-003205 / 200431409 3-Jan-05
Alanine	%	1.30	1.21	1.35	1.33	1.35	1.36	1.36	1.34	1.49	1.53	1.37	1.61	1.41	1.32	1.38	1.37	1.36	1.45	1.39	1.32	1.38	1.35	1.34	1.42
Arginine	%	1.42	1.34	1.54	1.53	1.63	1.62	1.63	1.42	1.69	1.72	1.48	1.86	1.63	1.55	1.58	1.54	1.51	1.73	1.63	1.54	1.56	1.61	1.61	1.56
Aspartic Acid	%	2.14	1.98	2.21	2.21	2.27	2.22	2.32	2.06	2.51	2.56	2.18	2.74	2.35	2.25	2.26	2.18	2.28	2.48	2.34	2.18	2.36	2.27	2.26	2.39
Cystine	%	0.23	0.23	0.25	0.23	0.25	0.26	0.28	0.25	0.25	0.24	0.25	0.27	0.25	0.25	0.24	0.20	0.24	0.25	0.25	0.26	0.26	0.26	0.26	0.27
Glutamic Acid	%	3.34	3.14	3.60	3.62	3.75	3.58	3.80	3.27	4.00	4.06	3.53	4.41	3.76	3.59	3.67	3.50	3.73	4.08	3.74	3.55	3.86	3.79	3.63	3.80
Glycine	%	0.97	0.92	1.14	1.06	1.16	1.31	1.08	1.27	1.09	1.16	0.95	1.18	1.23	1.05	1.19	1.30	1.05	1.09	1.10	1.05	1.06	1.05	1.14	1.08
Histidine	%	0.96	0.89	0.93	0.94	0.95	0.98	0.94	0.83	1.07	1.03	0.95	1.10	1.02	1.00	0.93	0.87	0.93	1.07	1.03	0.96	1.06	0.95	1.04	0.93
Isoleucine	%	0.98	0.93	1.07	1.07	1.10	1.04	1.10	0.76	1.17	1.15	1.01	1.25	1.11	1.10	0.94	0.88	0.93	1.20	1.13	1.05	1.14	1.10	1.11	0.85
Leucine	%	1.81	1.65	1.85	1.85	1.89	1.81	1.92	1.63	2.05	2.05	1.82	2.22	1.92	1.88	1.85	1.77	1.87	2.08	1.96	1.84	1.98	1.91	1.91	1.85
Lysine, Total	%	1.89	1.79	2.04	2.05	2.11	2.00	2.14	1.77	2.28	2.28	1.99	2.47	2.08	2.07	2.02	1.91	2.01	2.28	2.13	2.01	2.18	2.11	2.11	2.12
Methionine	%	0.57	0.55	0.61	0.59	0.63	0.65	0.71	0.63	0.61	0.58	0.64	0.67	0.59	0.64	0.62	0.51	0.59	0.61	0.62	0.64	0.63	0.62	0.65	0.64
Phenylalanine	%	0.86	0.81	0.91	0.91	0.93	0.91	0.95	0.83	1.09	1.09	0.93	1.14	0.91	0.89	0.91	0.88	0.89	0.97	0.92	0.88	0.97	0.95	0.91	0.96
Proline	%	1.08	0.94	1.02	0.94	1.11	1.19	1.10	1.18	1.19	1.23	0.88	1.18	1.14	1.04	1.05	1.06	0.96	1.04	1.11	1.01	1.04	1.04	1.10	1.11
Serine	%	0.89	0.83	0.91	0.90	0.91	0.91	0.96	0.88	0.98	1.02	0.88	1.07	0.98	0.92	0.98	0.96	0.99	1.01	0.95	0.91	0.93	0.92	0.92	1.00
Threonine	%	1.02	0.94	1.06	1.07	1.11	1.05	1.12	0.98	1.18	1.21	1.09	1.31	1.07	1.04	1.06	1.01	1.08	1.14	1.10	1.01	1.11	1.05	1.06	1.12
Tyrosine	%	0.73	0.70	0.80	0.80	0.81	0.78	0.85	0.71	0.88	0.89	0.79	0.96	0.80	0.79	0.80	0.76	0.80	0.85	0.80	0.78	0.86	0.83	0.78	0.83
Valine	%	1.04	1.00	1.13	1.13	1.16	1.13	1.15	0.84	1.25	1.22	1.06	1.31	1.19	1.17	1.01	0.97	0.98	1.24	1.17	1.12	1.21	1.14	1.19	0.93
Calcium	%	0.0063	0.0061	0.0058	0.0056	0.0054	0.0057	0.0061	0.0059	0.0051	0.0046	0.0045	0.0048	0.0050	0.0050	0.0061	0.0051	0.0050	0.0041	0.0051	0.0067	0.0040	0.0049	0.0048	0.0048
Cholesterol	mg/100 g	47.3	51.7	56.7	54.1	49.0	64.9	91.1	57.7	57.8	61.3	63.3	60.7	59.6	56.4	62.3	62.1	53.8	63.8	63.1	61.6	62.4	65.9	59.7	58.1
C08:0 Octanoic (Caprylic)	%	<0.01	<0.01	<0.01	<0.01	<0.01	<0.01	<0.01	<0.01	<0.01	<0.01	<0.01	<0.01	<0.01	<0.01	<0.01	<0.01	<0.01	<0.01	<0.01	<0.01	<0.01	<0.01	<0.01	<0.01
C10:0 Decanoic (Capric)	%	<0.01	<0.01	<0.01	<0.01	<0.01	<0.01	<0.01	<0.01	<0.01	<0.01	<0.01	<0.01	<0.01	0.01	<0.01	<0.01	<0.01	<0.01	<0.01	<0.01	<0.01	<0.01	<0.01	<0.01
C11:0 Undecanoic (Hendecanoic)	%	<0.01	<0.01	<0.01	<0.01	<0.01	<0.01	<0.01	<0.01	<0.01	<0.01	<0.01	<0.01	<0.01	<0.01	<0.01	<0.01	<0.01	<0.01	<0.01	<0.01	<0.01	<0.01	<0.01	<0.01
C12:0 Dodecanoic (Lauric)	%	<0.01	<0.01	<0.01	<0.01	<0.01	<0.01	<0.01	<0.01	<0.01	<0.01	<0.01	<0.01	<0.01	<0.01	<0.01	<0.01	<0.01	<0.01	<0.01	<0.01	<0.01	<0.01	<0.01	<0.01
C14:0 Tetradecanoic (Myristic)	%	0.06	0.07	0.08	0.11	0.10	0.08	0.07	0.05	0.06	0.10	0.09	0.08	0.07	0.11	0.10	0.10	0.10	0.07	0.07	0.06	0.07	0.09	0.04	0.03
C14:1 Tetradecenoic (Myristoleic)	%	<0.01	<0.01	<0.01	<0.01	<0.01	<0.01	<0.01	<0.01	<0.01	<0.01	<0.01	<0.01	<0.01	<0.01	<0.01	<0.01	<0.01	<0.01	<0.01	<0.01	<0.01	<0.01	<0.01	<0.01
C15:0 Pentadecanoic	%	<0.01	<0.01	<0.01	<0.01	<0.01	<0.01	<0.01	<0.01	<0.01	<0.01	<0.01	<0.01	<0.01	<0.01	<0.01	<0.01	<0.01	<0.01	<0.01	<0.01	<0.01	<0.01	<0.01	<0.01
C15:1 Pentadecenoic	%	<0.01	<0.01	<0.01	<0.01	<0.01	<0.01	<0.01	<0.01	<0.01	<0.01	<0.01	<0.01	<0.01	<0.01	<0.01	<0.01	<0.01	<0.01	<0.01	<0.01	<0.01	<0.01	<0.01	<0.01
C16:0 Hexadecanoic (Palmitic)	%	0.95	1.19	1.20	1.98	1.56	1.19	1.10	0.75	1.03	1.61	1.56	1.40	1.10	2.00	1.62	1.74	1.81	1.29	1.14	0.88	1.08	1.42	0.65	0.45
C16:1 Hexadecenoic (Palmitoleic)	%	0.12	0.14	0.16	0.20	0.18	0.16	0.13	0.10	0.13	0.21	0.17	0.17	0.13	0.22	0.17	0.20	0.18	0.12	0.12	0.11	0.13	0.18	0.08	0.06
C17:0 Heptadecanoic (Margaric)	%	<0.01	<0.01	<0.01	0.01	0.01	<0.01	<0.01	<0.01	<0.01	<0.01	<0.01	<0.01	<0.01	0.01	<0.01	<0.01	<0.01	<0.01	<0.01	<0.01	<0.01	<0.01	<0.01	<0.01
C17:1 Heptadecenoic Margaroleic	%	<0.01	<0.01	<0.01	0.01	0.01	<0.01	<0.01	<0.01	<0.01	<0.01	<0.01	<0.01	<0.01	<0.01	<0.01	<0.01	<0.01	<0.01	<0.01	<0.01	<0.01	<0.01	<0.01	<0.01
C18:0 Octadecanoic (Stearic)	%	0.44	0.57	0.53	1.03	0.72	0.53	0.55	0.34	0.50	0.74	0.77	0.68	0.50	1.05	0.81	0.85	0.95	0.68	0.54	0.41	0.48	0.64	0.27	0.21
C18:1 Octadecenoic (Oleic)	%	1.57	1.86	1.99	3.36	2.40	2.01	1.83	1.37	1.67	2.47	2.32	2.31	1.76	2.80	2.39	2.74	2.82	1.96	1.88	1.27	1.71	2.23	1.11	0.79
C18:2 Octadecadienoic (Linoleic)	%	0.28	0.36	0.24	0.58	0.41	0.32	0.31	0.22	0.23	0.35	0.46	0.40	0.19	0.24	0.26	0.27	0.31	0.16	0.21	0.13	0.18	0.23	0.13	0.11
C18:3 Octadecatrienoic (Linolenic)	%	0.01	0.02	0.01	0.03	0.01	0.01	0.01	<0.01	0.01	0.02	0.02	0.02	<0.01	<0.01	<0.01	<0.01	<0.01	<0.01	<0.01	<0.01	<0.01	<0.01	<0.01	<0.01
C18:4 Octadecatetraenoic	%	<0.01	<0.01	<0.01	<0.01	<0.01	<0.01	<0.01	<0.01	<0.01	<0.01	<0.01	<0.01	<0.01	<0.01	<0.01	<0.01	<0.01	<0.01	<0.01	<0.01	<0.01	<0.01	<0.01	<0.01
C20:0 Eicosanoic (Arachidic)	%	<0.01	0.01	0.01	0.02	0.01	<0.01	0.01	<0.01	<0.01	<0.01	<0.01	0.01	<0.01	0.02	0.01	0.02	0.02	<0.01	<0.01	<0.01	<0.01	<0.01	<0.01	<0.01
C20:1 Eicosenoic (Gadoleic)	%	0.04	0.05	0.05	0.08	0.05	0.04	0.04	0.01	0.04	0.03	0.03	0.06	0.05	0.06	0.07	0.07	0.07	0.07	0.06	0.04	0.05	0.06	0.03	0.03
C20:2 Eicosadienoic	%	0.01	0.02	0.01	0.03	0.02	0.02	0.02	0.01	0.01	0.02	0.02	0.02	<0.01	0.01	0.01	0.01	0.02	<0.01	0.01	<0.01	<0.01	<0.01	<0.01	<0.01
C20:3 Eicosatrienoic	%	<0.01	<0.01	<0.01	<0.01	<0.01	<0.01	<0.01	<0.01	<0.01	<0.01	<0.01	<0.01	<0.01	<0.01	<0.01	<0.01	<0.01	<0.01	<0.01	<0.01	<0.01	<0.01	<0.01	<0.01
C20:4 Eicosatetraenoic (Arachidonic)	%	<0.01	<0.01	<0.01	<0.01	<0.01	<0.01	<0.01	<0.01	<0.01	<0.01	<0.01	<0.01	<0.01	<0.01	<0.01	<0.01	<0.01	<0.01	<0.01	<0.01	<0.01	<0.01	<0.01	<0.01
C20:5 Eicosapentaenoic	%	<0.01	<0.01	<0.01	<0.01	<0.01	<0.01	<0.01	<0.01	<0.01	<0.01	<0.01	<0.01	<0.01	<0.01	<0.01	<0.01	<0.01	<0.01	<0.01	<0.01	<0.01	<0.01	<0.01	<0.01
C21:5 Heneicosapentaenoic	%	<0.01	<0.01	<0.01	<0.01	<0.01	<0.01	<0.01	<0.01	<0.01	<0.01	<0.01	<0.01	<0.01	<0.01	<0.01	<0.01	<0.01	<0.01	<0.01	<0.01	<0.01	<0.01	<0.01	<0.01
C22:0 Docosanoic (Behenic)	%	<0.01	<0.01	<0.01	<0.01	<0.01	<0.01	<0.01	<0.01	<0.01	<0.01	<0.01	<0.01	<0.01	<0.01	<0.01	<0.01	<0.01	<0.01	<0.01	<0.01	<0.01	<0.01	<0.01	<0.01
C22:1 Docosenoic (Erucic)	%	<0.01	<0.01	<0.01	0.02	0.02	<0.01	<0.01	<0.01	<0.01	<0.01	0.01	<0.01	<0.01	<0.01	0.01	<0.01	0.01	0.02	0.02	0.01	0.02	0.02	0.01	<0.01
C22:2 Docosadienoic	%	<0.01	<0.01	<0.01	<0.01	<0.01	<0.01	<0.01	<0.01	<0.01	<0.01	<0.01	<0.01	<0.01	<0.01	<0.01	<0.01	<0.01	<0.01	<0.01	<0.01	<0.01	<0.01	<0.01	<0.01
C22:3 Docosatrienoic	%	<0.01	<0.01	<0.01	<0.01	<0.01	<0.01	<0.01	<0.01	<0.01	<0.01	<0.01	<0.01	<0.01	<0.01	<0.01	<0.01	<0.01	<0.01	<0.01	<0.01	<0.01	<0.01	<0.01	<0.01
C22:4 Docosatetraenoic	%	<0.01	<0.01	<0.01	<0.01	<0.01	<0.01	<0.01	<0.01	<0.01	<0.01	<0.01	<0.01	<0.01	<0.01	<0.01	<0.01	<0.01	<0.01	<0.01	<0.01	<0.01	<0.01	<0.01	<0.01
C22:5 Docosapentaenoic	%	<0.01	<0.01	<0.01	<0.01	<0.01	<0.01	<0.01	<0.01	<0.01	<0.01	<0.01	<0.01	<0.01	<0.01	<0.01	<0.01	<0.01	<0.01	<0.01	<0.01	<0.01	<0.01	<0.01	<0.01
C22:6 Docosahexaenoic	%	<0.01	<0.01	<0.01	0.02	0.01	<0.01	<0.01	<0.01	<0.01	<0.01	<0.01	<0.01	<0.01	<0.01	0.01	0.01	0.02	0.02	0.01	0.01	0.02	0.02	<0.01	<0.01
C24:0 Tetracosanoic (Lignoceric)	%	<0.01	<0.01	<0.01	<0.01	<0.01	<0.01	<0.01	<0.01	<0.01	<0.01	<0.01	<0.01	<0.01	<0.01	<0.01	<0.01	<0.01	<0.01	<0.01	<0.01	<0.01	<0.01	<0.01	<0.01
C24:1 Tetracosenoic (Nervonic)	%	<0.01	<0.01	<0.01	<0.01	<0.01	<0.01	<0.01	<0.01	<0.01	<0.01	<0.01	<0.01	<0.01	<0.01	<0.01	<0.01	<0.01	<0.01	<0.01	<0.01	<0.01	<0.01	<0.01	<0.01
Iron	%	0.0016	0.0014	0.00080	0.00096	0.00057	0.00065	0.00050	0.00052	0.00052	0.00053	0.00058	0.00050	0.00057	0.00064	0.00055	0.00066	0.00048	0.00045	0.00054	0.00066	0.00053	0.00052	0.00073	0.00070
Niacin	mg/100 g	11.1	10.1	9.14	8.52	10.5	8.71	11.6	10.6	10.2	10.2	10.9	11.6	11.0	11.6	8.94	11.8	10.2	10.1	10.4	10.1	10.9	9.52	11.6	9.90
Phosphorus	%	0.21	0.21	0.025	0.022	0.021	0.020	0.021	0.020	0.020	0.020	0.21	0.22	0.22	0.21	0.21	0.21	0.21	0.20	0.21	0.22	0.21	0.21	0.22	0.21
Vitamin B12	mcg/100 g	0.829	0.884	0.751	0.869	0.752	0.867	0.474	0.787	1.24	0.973	0.958	0.856	1.50	0.720	0.901	0.836	0.910	0.890	1.06	1.05	1.16	1.07	1.06	1.02
Vitamin B6	mg/100 g	0.461	0.492	0.356	0.304	0.308	0.306	0.325	0.386	0.376	0.261	0.225	0.403	0.346	0.298	0.336	0.293	0.469	0.403	0.411	0.328	0.431	0.442	0.452	0.347
Zinc	%	0.0018	0.0016	0.0017	0.0015	0.0016	0.0017	0.0016	0.0016	0.0016	0.0014	0.0015	0.0014	0.0016	0.0015	0.0016	0.0015	0.0014	0.0014	0.0015	0.0014	0.0014	0.0016	0.0016	0.0015

SubtestDescription	Units	ME2005-003206 / 20432007 3-Jan-05	ME2005-003207 / 20432104 3-Jan-05	ME2005-003208 / 20433203 3-Jan-05	ME2005-003209 / 20433402 3-Jan-05	ME2005-003210 / 20433403 3-Jan-05	ME2005-003211 / 20433501 3-Jan-05	ME2005-003212 / 20433504 3-Jan-05	ME2005-003213 / 20433712 3-Jan-05	ME2005-003214 / 20433806 3-Jan-05	ME2005-003215 / 20434009 3-Jan-05	ME2005-003216 / 20434608 3-Jan-05	ME2005-003217 / 20435409 3-Jan-05	ME2005-003218 / 20436006 3-Jan-05	ME2005-003219 / 20436305 3-Jan-05	ME2005-003220 / 20436310 3-Jan-05	ME2005-003221 / 20436404 3-Jan-05	ME2005-003222 / 20436610 3-Jan-05	ME2005-003223 / 20437501 3-Jan-05	ME2005-003224 / 20437510 3-Jan-05	ME2005-003225 / 20437804 3-Jan-05	ME2005-003226 / 20438503 3-Jan-05	ME2005-003227 / 20440601 3-Jan-05	ME2005-003228 / 20440901 3-Jan-05	ME2005-003229 / 20440906 3-Jan-05
Alanine	%	1.37	1.34	1.38	1.40	1.39	1.38	1.42	1.32	1.31	1.37	1.44	1.34	1.39	1.33	1.31	1.40	1.25	1.31	1.40	1.34	1.39	1.38	1.40	1.40
Arginine	%	1.63	1.65	1.66	1.70	1.69	1.68	1.71	1.60	1.60	1.63	1.69	1.60	1.65	1.57	1.54	1.61	1.53	1.54	1.65	1.58	1.62	1.64	1.64	1.64
Aspartic Acid	%	2.31	2.24	2.30	2.29	2.28	2.32	2.33	2.22	2.21	2.26	2.31	2.18	2.29	2.19	2.21	2.23	1.90	2.20	2.34	2.20	2.21	2.30	2.30	2.27
Cystine	%	0.25	0.25	0.23	0.25	0.25	0.26	0.26	0.24	0.24	0.26	0.25	0.24	0.24	0.28	0.24	0.24	0.24	0.26	0.25	0.23	0.24	0.25	0.24	0.24
Glutamic Acid	%	3.66	3.61	3.63	3.77	3.76	3.77	3.83	3.61	3.57	3.64	3.71	3.49	3.72	3.66	3.67	3.72	3.10	3.59	3.86	3.60	3.65	3.81	3.80	3.56
Glycine	%	1.11	1.04	1.12	1.13	1.13	1.06	1.15	0.98	1.03	1.18	1.31	1.16	1.18	1.02	1.00	1.24	0.93	1.00	1.07	1.09	1.27	1.08	1.11	1.27
Histidine	%	1.05	1.02	1.03	1.04	1.01	0.97	1.04	1.05	0.98	0.99	1.03	0.99	0.96	0.98	0.96	0.89	0.99	0.98	1.08	0.98	0.96	1.01	0.99	0.91
Isoleucine	%	1.12	1.13	1.14	1.12	1.11	1.13	1.20	1.16	1.12	1.13	1.15	1.04	1.06	1.06	1.03	1.02	1.00	1.04	1.11	1.10	1.06	1.12	1.09	1.01
Leucine	%	1.92	1.89	1.91	1.93	1.92	1.93	1.98	1.90	1.86	1.87	1.91	1.80	1.89	1.90	1.87	1.88	1.81	1.86	1.98	1.88	1.86	1.96	1.95	1.83
Lysine, Total	%	2.12	2.05	2.05	2.08	2.07	2.09	2.13	2.02	1.98	2.01	2.03	1.92	2.04	2.06	2.04	2.07	1.98	2.01	2.13	2.01	2.02	2.10	2.12	2.03
Methionine	%	0.59	0.59	0.54	0.60	0.61	0.63	0.64	0.56	0.59	0.67	0.61	0.57	0.57	0.73	0.62	0.60	0.59	0.65	0.63	0.57	0.59	0.60	0.58	0.61
Phenylalanine	%	0.95	0.91	0.92	0.92	0.92	0.92	0.95	0.91	0.89	0.91	0.93	0.88	0.93	0.90	0.88	0.90	0.88	0.89	0.95	0.91	0.92	0.92	0.93	0.90
Proline	%	1.01	1.13	1.20	1.25	1.19	1.22	1.27	1.17	1.24	1.38	1.38	1.28	1.34	1.07	1.03	1.33	1.02	0.98	1.07	1.08	1.16	1.04	1.08	1.09
Serine	%	0.92	0.89	0.93	0.96	0.97	0.99	0.89	0.85	0.88	0.89	0.95	0.95	1.01	0.93	0.93	0.96	0.81	0.92	0.99	0.90	0.94	0.98	0.98	0.98
Threonine	%	1.06	1.01	1.03	1.04	1.01	1.04	1.00	0.96	0.96	0.98	0.98	0.97	1.01	1.02	1.06	1.06	0.89	1.06	1.12	1.03	1.02	1.08	1.10	1.03
Tyrosine	%	0.78	0.79	0.80	0.80	0.80	0.81	0.82	0.79	0.78	0.79	0.80	0.76	0.80	0.79	0.77	0.78	0.76	0.79	0.83	0.78	0.77	0.81	0.82	0.77
Valine	%	1.18	1.18	1.20	1.16	1.15	1.16	1.25	1.20	1.17	1.20	1.20	1.09	1.10	1.09	1.06	1.06	1.02	1.07	1.13	1.14	1.11	1.15	1.13	1.08
Calcium	%	0.0037	0.0039	0.0070	0.0037	0.0049	0.0045	0.0058	0.0039	0.0038	0.0043	0.0042	0.0052	0.0099	0.0044	0.0049	0.0041	0.0037	0.0038	0.0040	0.0050	0.0039	0.0048	0.0042	0.0039
Cholesterol	mg/100 g	57.6	57.5	61.2	62.4	65.6	62.1	58.7	63.5	47.3	58.9	63.8	53.9	58.7	56.2	65.9	63.8	64.3	60.9	64.6	66.7	64.4	68.2	68.8	64.9
C08:0 Octanoic (Caprylic)	%	<0.01	<0.01	<0.01	<0.01	<0.01	<0.01	<0.01	<0.01	<0.01	<0.01	<0.01	<0.01	<0.01	<0.01	<0.01	<0.01	<0.01	<0.01	<0.01	<0.01	<0.01	<0.01	<0.01	<0.01
C10:0 Decanoic (Capric)	%	<0.01	<0.01	<0.01	<0.01	<0.01	<0.01	<0.01	<0.01	0.01	<0.01	<0.01	<0.01	<0.01	<0.01	<0.01	<0.01	<0.01	<0.01	<0.01	0.01	<0.01	<0.01	<0.01	<0.01
C11:0 Undecanoic (Hendecanoic)	%	<0.01	<0.01	<0.01	<0.01	<0.01	<0.01	<0.01	<0.01	<0.01	<0.01	<0.01	<0.01	<0.01	<0.01	<0.01	<0.01	<0.01	<0.01	<0.01	<0.01	<0.01	<0.01	<0.01	<0.01
C12:0 Dodecanoic (Lauric)	%	<0.01	<0.01	<0.01	<0.01	<0.01	<0.01	<0.01	<0.01	<0.01	<0.01	<0.01	<0.01	<0.01	<0.01	<0.01	<0.01	<0.01	<0.01	<0.01	<0.01	<0.01	<0.01	<0.01	<0.01
C14:0 Tetradecanoic (Myristic)	%	0.04	0.08	0.12	0.07	0.06	0.08	0.05	0.06	0.14	0.10	0.05	0.06	0.06	0.04	0.08	0.09	0.08	0.07	0.10	0.11	0.05	0.07	0.06	0.10
C14:1 Tetradecenoic (Myristoleic)	%	<0.01	<0.01	<0.01	<0.01	<0.01	<0.01	<0.01	<0.01	<0.01	<0.01	<0.01	<0.01	<0.01	<0.01	<0.01	<0.01	<0.01	<0.01	<0.01	<0.01	<0.01	<0.01	<0.01	<0.01
C15:0 Pentadecanoic	%	<0.01	<0.01	<0.01	<0.01	<0.01	<0.01	<0.01	<0.01	<0.01	<0.01	<0.01	<0.01	<0.01	<0.01	<0.01	<0.01	<0.01	<0.01	<0.01	<0.01	<0.01	<0.01	<0.01	<0.01
C15:1 Pentadecenoic	%	<0.01	<0.01	<0.01	<0.01	<0.01	<0.01	<0.01	<0.01	<0.01	<0.01	<0.01	<0.01	<0.01	<0.01	<0.01	<0.01	<0.01	<0.01	<0.01	<0.01	<0.01	<0.01	<0.01	<0.01
C16:0 Hexadecanoic (Palmitic)	%	0.74	1.29	1.95	1.31	0.99	1.33	0.76	1.05	2.26	1.69	0.80	0.99	0.88	0.63	1.39	1.44	1.48	1.11	1.82	2.12	0.90	1.15	1.00	1.62
C16:1 Hexadecenoic (Palmitoleic)	%	0.08	0.12	0.22	0.13	0.14	0.13	0.09	0.11	0.23	0.21	0.08	0.11	0.10	0.09	0.19	0.17	0.15	0.13	0.23	0.26	0.11	0.16	0.10	0.17
C17:0 Heptadecanoic (Margaric)	%	<0.01	<0.01	0.01	<0.01	<0.01	0.01	<0.01	<0.01	0.02	<0.01	<0.01	<0.01	<0.01	<0.01	<0.01	<0.01	0.01	<0.01	0.01	0.01	<0.01	<0.01	<0.01	0.01
C17:1 Heptadecenoic Margaroleic	%	<0.01	<0.01	0.01	<0.01	<0.01	0.01	<0.01	<0.01	0.02	<0.01	<0.01	<0.01	<0.01	<0.01	<0.01	<0.01	<0.01	<0.01	0.01	0.01	<0.01	<0.01	<0.01	0.01
C18:0 Octadecanoic (Stearic)	%	0.37	0.63	0.88	0.67	0.44	0.62	0.33	0.56	1.08	0.77	0.39	0.48	0.37	0.29	0.64	0.72	0.78	0.51	0.79	1.06	0.43	0.52	0.51	0.74
C18:1 Octadecenoic (Oleic)	%	1.16	1.82	2.97	2.00	1.64	1.91	1.22	1.61	3.34	2.72	1.27	1.41	1.34	1.02	2.23	2.35	2.27	1.74	2.92	3.45	1.41	1.85	1.41	2.25
C18:2 Octadecadienoic (Linoleic)	%	0.10	0.12	0.21	0.15	0.17	0.14	0.09	0.17	0.31	0.27	0.10	0.11	0.10	0.14	0.22	0.28	0.31	0.18	0.34	0.39	0.19	0.26	0.19	0.23
C18:3 Octadecatrienoic (Linolenic)	%	<0.01	<0.01	<0.01	<0.01	<0.01	<0.01	<0.01	<0.01	<0.01	<0.01	<0.01	<0.01	<0.01	<0.01	<0.01	<0.01	0.01	<0.01	0.01	0.01	<0.01	0.01	<0.01	<0.01
C18:4 Octadecatetraenoic	%	<0.01	<0.01	<0.01	<0.01	<0.01	0.01	<0.01	<0.01	<0.01	<0.01	<0.01	<0.01	<0.01	<0.01	<0.01	<0.01	<0.01	<0.01	<0.01	<0.01	<0.01	<0.01	<0.01	0.01
C20:0 Eicosanoic (Arachidic)	%	<0.01	<0.01	<0.01	<0.01	<0.01	<0.01	<0.01	<0.01	<0.01	<0.01	<0.01	<0.01	<0.01	<0.01	<0.01	<0.01	0.01	<0.01	0.02	0.02	<0.01	<0.01	<0.01	0.01
C20:1 Eicosenoic (Gadoleic)	%	0.04	0.08	0.10	0.07	0.05	0.07	0.04	0.05	0.12	0.07	0.05	0.05	0.04	0.01	0.05	0.08	0.05	0.04	0.06	0.09	0.04	0.05	0.03	0.07
C20:2 Eicosadienoic	%	<0.01	<0.01	<0.01	<0.01	<0.01	<0.01	<0.01	<0.01	0.02	0.01	<0.01	<0.01	<0.01	<0.01	<0.01	0.01	0.01	<0.01	0.01	0.02	<0.01	0.01	<0.01	0.01
C20:3 Eicosatrienoic	%	<0.01	<0.01	<0.01	<0.01	<0.01	<0.01	<0.01	<0.01	<0.01	<0.01	<0.01	<0.01	<0.01	<0.01	<0.01	<0.01	<0.01	<0.01	<0.01	<0.01	<0.01	<0.01	<0.01	<0.01
C20:4 Eicosatetraenoic (Arachidonic)	%	<0.01	<0.01	<0.01	<0.01	<0.01	<0.01	<0.01	<0.01	<0.01	<0.01	<0.01	<0.01	<0.01	<0.01	<0.01	<0.01	<0.01	<0.01	<0.01	<0.01	<0.01	<0.01	<0.01	<0.01
C20:5 Eicosapentaenoic	%	<0.01	<0.01	<0.01	<0.01	<0.01	<0.01	<0.01	<0.01	<0.01	<0.01	<0.01	<0.01	<0.01	<0.01	<0.01	<0.01	<0.01	<0.01	<0.01	<0.01	<0.01	<0.01	<0.01	<0.01
C21:5 Heneicosapentaenoic	%	<0.01	<0.01	<0.01	<0.01	<0.01	<0.01	<0.01	<0.01	<0.01	<0.01	<0.01	<0.01	<0.01	<0.01	<0.01	<0.01	<0.01	<0.01	<0.01	<0.01	<0.01	<0.01	<0.01	<0.01
C22:0 Docosanoic (Behenic)	%	<0.01	<0.01	<0.01	<0.01	<0.01	<0.01	<0.01	<0.01	<0.01	<0.01	<0.01	<0.01	<0.01	<0.01	<0.01	<0.01	<0.01	<0.01	<0.01	<0.01	<0.01	<0.01	<0.01	<0.01
C22:1 Docosenoic (Erucic)	%	0.01	0.02	0.02	0.02	0.01	0.02	0.01	0.02	0.03	0.02	0.01	0.01	0.01	<0.01	0.01	0.03	0.01	<0.01	0.01	0.01	<0.01	<0.01	<0.01	0.02
C22:2 Docosadienoic	%	<0.01	<0.01	<0.01	<0.01	<0.01	<0.01	<0.01	<0.01	<0.01	<0.01	<0.01	<0.01	<0.01	<0.01	<0.01	<0.01	<0.01	<0.01	<0.01	<0.01	<0.01	<0.01	<0.01	<0.01
C22:3 Docosatrienoic	%	<0.01	<0.01	<0.01	<0.01	<0.01	<0.01	<0.01	<0.01	<0.01	<0.01	<0.01	<0.01	<0.01	<0.01	<0.01	<0.01	<0.01	<0.01	<0.01	<0.01	<0.01	<0.01	<0.01	<0.01
C22:4 Docosatetraenoic	%	<0.01	<0.01	<0.01	<0.01	<0.01	<0.01	<0.01	<0.01	<0.01	<0.01	<0.01	<0.01	<0.01	<0.01	<0.01	<0.01	<0.01	<0.01	<0.01	<0.01	<0.01	<0.01	<0.01	<0.01
C22:5 Docosapentaenoic	%	<0.01	<0.01	<0.01	<0.01	<0.01	<0.01	<0.01	<0.01	<0.01	<0.01	<0.01	<0.01	<0.01	<0.01	<0.01	<0.01	<0.01	<0.01	<0.01	<0.01	<0.01	<0.01	<0.01	<0.01
C22:6 Docosahexaenoic	%	0.01	0.03	0.04	0.02	0.01	0.03	0.02	0.01	0.03	0.02	0.02	0.02	0.02	<0.01	0.01	0.01	0.02	0.02	0.03	0.03	<0.01	<0.01	0.01	0.03
C24:0 Tetracosanoic (Lignoceric)	%	<0.01	<0.01	<0.01	<0.01	<0.01	<0.01	<0.01	<0.01	<0.01	<0.01	<0.01	<0.01	<0.01	<0.01	<0.01	<0.01	<0.01	<0.01	<0.01	<0.01	<0.01	<0.01	<0.01	<0.01
C24:1 Tetracosenoic (Nervonic)	%	<0.01	<0.01	<0.01	<0.01	<0.01	<0.01	<0.01	<0.01	<0.01	<0.01	<0.01	<0.01	<0.01	<0.01	<0.01	<0.01	<0.01	<0.01	<0.01	<0.01	<0.01	<0.01	<0.01	<0.01
Iron	%	0.00052	0.00064	0.00056	0.00059	0.00069	0.00067	0.00073	0.00060	0.00060	0.00063	0.00064	0.00070	0.00067	0.00077	0.00051	0.00051	0.00052	0.00049	0.00052	0.00066	0.00067	0.00059	0.00063	0.00060
Niacin	mg/100 g	10.1	10.6	8.56	9.99	10.3	11.8	9.62	11.0	10.0	11.0	11.4	10.5	9.45	10.4	9.90	10.5	8.03	11.1	10.8	10.5	12.8	10.5	10.0	11.7
Phosphorus	%	0.21	0.21	0.21	0.22	0.22	0.22	0.22	0.21	0.20	0.21	0.21	0.22	0.21	0.22	0.21	0.21	0.20	0.20	0.21	0.21	0.21	0.20	0.20	0.21
Vitamin B12	mcg/100 g	0.926	1.49	1.24	1.26	0.967	1.08	0.982	0.903	0.913	1.11	1.02	1.06	1.47	1.33	0.943	1.33	1.48	1.34	1.58	1.18	1.16	1.17	1.24	1.19
Vitamin B6	mg/100 g	0.477	0.425	0.451	0.429	0.420	0.296	0.310	0.315	0.380	0.320	0.339	0.408	0.389	0.311	0.358	0.291	0.377	0.415	0.410	0.348	0.370	0.306	0.343	0.326
Zinc	%	0.0015	0.0015	0.0014	0.0013	0.0015	0.0013	0.0015	0.0013	0.0015	0.0017	0.0015	0.0016	0.0014	0.0014	0.0014	0.0014	0.0016	0.0014	0.0013	0.0016	0.0015	0.0016	0.0014	0.0015

SubtestDescription	Units	ME2005-003908 / 051	ME2005-003909 / 047	ME2005-003910 / 051	ME2005-003911 / 059	ME2005-003912 / 049	ME2005-003913 / 054	ME2005-003914 / 048	ME2005-004276 / 200437302 5-Jan-05	ME2005-004279 / 200433507 5-Jan-05	ME2005-004280 / 200434306 5-Jan-05	ME2005-004281 / 200433503 5-Jan-05	ME2005-004282 / 200430501 5-Jan-05	ME2005-004283 / 200440603 5-Jan-05	ME2005-004285 / 200435410 5-Jan-05	ME2005-004286 / 200434008 5-Jan-05	ME2005-004287 / 200435411 5-Jan-05	ME2005-004289 / 200438706 5-Jan-05	ME2005-004290 / 200439208 5-Jan-05	ME2005-004291 / 200440911 5-Jan-05	ME2005-004292 / 200435305 5-Jan-05	ME2005-004293 / 200433502 5-Jan-05	ME2005-004294 / 200435301 5-Jan-05	ME2005-004295 / 200434303 5-Jan-05	ME2005-004296 / 200431603 5-Jan-05
Alanine	%	1.32	1.21	1.33	1.28	1.23	1.33	1.34	1.52	1.43	1.41	1.44	1.46	1.33	1.40	1.33	1.43	1.56	1.38	1.34	1.42	1.35	1.41	1.30	1.37
Arginine	%	1.55	1.44	1.60	1.49	1.44	1.56	1.51	1.80	1.66	1.67	1.66	1.74	1.54	1.65	2.31	1.68	1.84	1.63	1.57	1.71	1.64	1.66	1.52	1.59
Aspartic Acid	%	2.24	2.03	2.22	2.17	2.07	2.14	2.24	2.52	2.34	2.40	2.49	2.50	2.41	2.32	2.34	2.27	2.56	2.38	2.23	2.36	2.29	2.42	2.05	2.29
Cystine	%	0.22	0.22	0.23	0.23	0.21	0.22	0.25	0.28	0.23	0.23	0.25	0.26	0.26	0.26	0.27	0.24	0.27	0.23	0.23	0.27	0.25	0.25	0.25	0.28
Glutamic Acid	%	3.51	3.22	3.54	3.39	3.18	3.32	3.48	4.13	3.67	3.89	3.93	4.12	3.81	3.72	3.72	3.72	4.22	3.89	3.61	3.90	3.72	3.93	3.40	3.82
Glycine	%	1.02	0.94	1.06	0.97	1.04	1.25	1.09	1.36	1.33	1.14	1.10	1.16	0.99	1.27	0.97	1.38	1.44	0.98	1.16	1.07	1.03	1.02	1.27	1.04
Histidine	%	1.07	1.00	1.08	1.00	0.97	1.00	1.02	1.11	0.95	0.99	1.04	1.02	0.98	0.92	1.29	0.94	1.07	0.97	0.86	1.01	1.02	1.01	0.86	0.96
Isoleucine	%	1.02	0.96	1.03	1.01	0.96	0.99	0.99	1.18	0.99	1.05	1.09	1.12	1.08	1.05	1.09	0.98	1.16	1.05	0.96	1.06	1.03	1.10	0.95	1.08
Leucine	%	1.83	1.69	1.82	1.78	1.67	1.73	1.80	2.09	1.85	1.95	2.01	2.06	1.95	1.89	1.93	1.83	2.10	1.94	1.77	1.95	1.87	1.97	1.67	1.88
Lysine, Total	%	2.02	1.88	2.04	1.95	1.87	1.87	1.99	2.32	2.00	2.12	2.21	2.29	2.17	2.12	2.69	1.98	2.36	2.11	1.95	2.15	2.05	2.14	1.81	2.09
Methionine	%	0.55	0.54	0.58	0.61	0.54	0.55	0.63	0.67	0.56	0.57	0.61	0.69	0.65	0.65	0.71	0.59	0.66	0.57	0.59	0.68	0.65	0.65	0.62	0.71
Phenylalanine	%	0.87	0.82	0.88	0.85	0.81	0.83	0.85	1.04	0.87	0.91	0.98	0.94	0.93	0.88	1.06	0.91	1.06	0.87	0.83	0.95	0.92	0.93	0.80	0.90
Proline	%	0.93	0.85	1.04	0.87	0.93	1.07	1.02	1.18	1.03	1.04	1.00	1.09	1.07	1.23	1.03	1.15	1.16	1.18	1.25	1.25	1.19	1.18	1.24	1.20
Serine	%	0.93	0.86	0.92	0.91	0.86	0.85	0.94	1.04	0.99	1.00	1.05	1.05	0.98	0.97	0.95	0.96	1.08	0.98	0.95	0.98	0.95	1.00	0.86	0.93
Threonine	%	1.05	0.92	1.04	1.01	0.95	0.98	1.04	1.21	1.09	1.13	1.15	1.14	1.15	1.07	1.08	1.04	1.22	1.13	1.03	1.09	1.07	1.12	0.92	1.07
Tyrosine	%	0.76	0.71	0.77	0.75	0.70	0.71	0.75	0.90	0.74	0.80	0.84	0.83	0.82	0.75	0.88	0.79	0.91	0.79	0.73	0.85	0.82	0.84	0.69	0.82
Valine	%	1.09	1.01	1.08	1.07	1.03	1.05	1.06	1.27	1.08	1.10	1.14	1.18	1.14	1.12	1.13	1.07	1.26	1.08	1.01	1.09	1.06	1.16	1.04	1.13
Calcium	%	0.0041	0.0042	0.0040	0.0039	0.0050	0.0040	0.0043	0.0045	0.0056	0.0048	0.0048	0.0065	0.0048	0.0046	0.0061	0.0093	0.0054	0.0081	0.0053	0.0068	0.0055	0.0064	0.0047	0.0077
Cholesterol	mg/100 g	59.3	59.0	60.7	60.7	63.5	63.9	61.3	54.5	55.8	58.6	62.6	60.0	69.0	60.9	61.7	62.4	62.4	68.0	60.9	59.4	53.5	53.0	61.2	61.3
C08:0 Octanoic (Caprylic)	%	0.01	<0.01	<0.01	<0.01	<0.01	<0.01	<0.01	<0.01	<0.01	<0.01	<0.01	<0.01	<0.01	<0.01	<0.01	<0.01	<0.01	<0.01	<0.01	<0.01	<0.01	<0.01	<0.01	<0.01
C10:0 Decanoic (Capric)	%	0.01	0.02	<0.01	0.01	0.01	<0.01	<0.01	<0.01	<0.01	<0.01	<0.01	<0.01	<0.01	<0.01	<0.01	0.01	0.01	<0.01	<0.01	<0.01	<0.01	<0.01	<0.01	<0.01
C11:0 Undecanoic (Hendecanoic)	%	<0.01	<0.01	<0.01	<0.01	<0.01	<0.01	<0.01	<0.01	<0.01	<0.01	<0.01	<0.01	<0.01	<0.01	<0.01	<0.01	<0.01	<0.01	<0.01	<0.01	<0.01	<0.01	<0.01	<0.01
C12:0 Dodecanoic (Lauric)	%	<0.01	0.01	<0.01	<0.01	<0.01	<0.01	<0.01	<0.01	<0.01	<0.01	<0.01	<0.01	<0.01	<0.01	<0.01	<0.01	<0.01	<0.01	<0.01	<0.01	<0.01	<0.01	<0.01	<0.01
C14:0 Tetradecanoic (Myristic)	%	0.17	0.19	0.12	0.12	0.18	0.12	0.07	0.05	0.09	0.07	0.06	0.08	0.09	0.06	0.08	0.13	0.10	0.07	0.09	0.08	0.07	0.05	0.07	0.07
C14:1 Tetradecenoic (Myristoleic)	%	<0.01	<0.01	<0.01	<0.01	<0.01	<0.01	<0.01	<0.01	<0.01	<0.01	<0.01	<0.01	<0.01	<0.01	<0.01	<0.01	<0.01	<0.01	<0.01	<0.01	<0.01	<0.01	<0.01	<0.01
C15:0 Pentadecanoic	%	<0.01	<0.01	<0.01	<0.01	<0.01	<0.01	<0.01	<0.01	<0.01	<0.01	<0.01	<0.01	<0.01	<0.01	<0.01	<0.01	<0.01	<0.01	<0.01	<0.01	<0.01	<0.01	<0.01	<0.01
C15:1 Pentadecenoic	%	<0.01	<0.01	<0.01	<0.01	<0.01	<0.01	<0.01	<0.01	<0.01	<0.01	<0.01	<0.01	<0.01	<0.01	<0.01	<0.01	<0.01	<0.01	<0.01	<0.01	<0.01	<0.01	<0.01	<0.01
C16:0 Hexadecanoic (Palmitic)	%	3.17	3.21	2.37	2.26	3.35	2.21	1.24	0.98	1.55	1.31	0.96	1.45	1.49	1.07	1.53	2.26	1.97	1.21	1.47	1.24	1.22	0.75	1.34	1.12
C16:1 Hexadecenoic (Palmitoleic)	%	0.22	0.33	0.20	0.24	0.31	0.24	0.12	0.12	0.19	0.15	0.15	0.17	0.21	0.13	0.15	0.24	0.24	0.15	0.16	0.17	0.14	0.11	0.18	0.14
C17:0 Heptadecanoic (Margaric)	%	0.04	0.02	0.03	0.02	0.03	0.02	<0.01	<0.01	<0.01	<0.01	<0.01	<0.01	<0.01	<0.01	0.01	0.01	0.01	<0.01	<0.01	<0.01	0.01	<0.01	0.01	<0.01
C17:1 Heptadecenoic Margaroleic	%	0.02	0.02	0.02	0.02	0.02	0.01	<0.01	<0.01	<0.01	<0.01	<0.01	<0.01	<0.01	<0.01	<0.01	<0.01	0.01	<0.01	<0.01	<0.01	<0.01	<0.01	0.01	<0.01
C18:0 Octadecanoic (Stearic)	%	1.94	1.79	1.45	1.22	1.91	1.20	0.69	0.48	0.72	0.68	0.40	0.77	0.66	0.57	0.83	1.26	1.02	0.58	0.70	0.54	0.59	0.34	0.66	0.54
C18:1 Octadecenoic (Oleic)	%	3.41	4.52	3.10	3.43	4.80	3.48	1.90	1.77	2.90	2.28	1.66	2.44	2.29	1.86	2.48	3.44	3.23	1.95	2.24	2.18	2.08	1.36	2.35	1.89
C18:2 Octadecadienoic (Linoleic)	%	0.23	0.38	0.34	0.33	0.57	0.37	0.24	0.24	0.37	0.32	0.21	0.35	0.28	0.25	0.38	0.44	0.46	0.25	0.35	0.33	0.41	0.20	0.34	0.26
C18:3 Octadecatrienoic (Linolenic)	%	0.02	0.02	0.01	0.01	0.02	0.01	<0.01	<0.01	0.01	0.01	<0.01	0.01	<0.01	<0.01	0.01	0.02	0.02	0.01	0.01	0.01	0.01	<0.01	0.01	<0.01
C18:4 Octadecatetraenoic	%	0.02	0.02	0.01	<0.01	0.01	<0.01	<0.01	<0.01	<0.01	<0.01	<0.01	<0.01	<0.01	<0.01	<0.01	<0.01	<0.01	<0.01	<0.01	<0.01	<0.01	<0.01	<0.01	<0.01
C20:0 Eicosanoic (Arachidic)	%	0.04	0.03	0.02	0.02	0.03	0.02	0.01	<0.01	0.01	0.01	<0.01	0.01	<0.01	<0.01	0.01	0.01	0.01	<0.01	<0.01	0.01	0.01	<0.01	<0.01	<0.01
C20:1 Eicosenoic (Gadoleic)	%	0.14	0.14	0.11	0.10	0.14	0.09	0.05	0.05	0.06	0.08	0.05	0.07	0.07	0.05	0.08	0.09	0.09	0.07	0.08	0.07	0.09	0.05	0.07	0.07
C20:2 Eicosadienoic	%	0.02	0.02	0.02	0.02	0.03	0.02	0.01	0.01	0.02	0.02	<0.01	0.02	0.01	0.01	0.02	0.02	0.02	0.01	0.02	0.01	0.02	<0.01	0.02	0.01
C20:3 Eicosatrienoic	%	<0.01	<0.01	<0.01	<0.01	<0.01	<0.01	<0.01	<0.01	<0.01	<0.01	<0.01	<0.01	<0.01	<0.01	<0.01	<0.01	<0.01	<0.01	<0.01	<0.01	<0.01	<0.01	<0.01	<0.01
C20:4 Eicosatetraenoic (Arachidonic)	%	<0.01	<0.01	<0.01	<0.01	<0.01	<0.01	<0.01	<0.01	<0.01	<0.01	<0.01	<0.01	<0.01	<0.01	<0.01	<0.01	<0.01	<0.01	<0.01	<0.01	0.01	<0.01	<0.01	<0.01
C20:5 Eicosapentaenoic	%	<0.01	<0.01	<0.01	<0.01	<0.01	<0.01	<0.01	<0.01	<0.01	<0.01	<0.01	<0.01	<0.01	<0.01	<0.01	<0.01	<0.01	<0.01	<0.01	<0.01	0.01	<0.01	<0.01	<0.01
C21:5 Heneicosapentaenoic	%	<0.01	<0.01	<0.01	<0.01	<0.01	<0.01	<0.01	<0.01	<0.01	<0.01	<0.01	<0.01	<0.01	<0.01	<0.01	<0.01	<0.01	<0.01	<0.01	<0.01	<0.01	<0.01	<0.01	<0.01
C22:0 Docosanoic (Behenic)	%	<0.01	<0.01	<0.01	<0.01	<0.01	<0.01	<0.01	<0.01	<0.01	<0.01	<0.01	<0.01	<0.01	<0.01	<0.01	<0.01	<0.01	<0.01	<0.01	<0.01	<0.01	<0.01	<0.01	<0.01
C22:1 Docosenoic (Erucic)	%	0.02	0.02	0.02	0.02	0.03	0.01	<0.01	<0.01	0.01	<0.01	<0.01	<0.01	<0.01	<0.01	0.01	0.01	<0.01	0.01	0.01	0.01	0.04	<0.01	0.01	0.01
C22:2 Docosadienoic	%	<0.01	<0.01	<0.01	<0.01	<0.01	<0.01	<0.01	<0.01	<0.01	<0.01	<0.01	<0.01	<0.01	<0.01	<0.01	<0.01	<0.01	<0.01	<0.01	<0.01	<0.01	<0.01	<0.01	<0.01
C22:3 Docosatrienoic	%	<0.01	<0.01	<0.01	<0.01	<0.01	<0.01	<0.01	<0.01	<0.01	<0.01	<0.01	<0.01	<0.01	<0.01	<0.01	<0.01	<0.01	<0.01	<0.01	<0.01	<0.01	<0.01	<0.01	<0.01
C22:4 Docosatetraenoic	%	<0.01	<0.01	<0.01	<0.01	<0.01	<0.01	<0.01	<0.01	<0.01	<0.01	<0.01	<0.01	<0.01	<0.01	<0.01	<0.01	<0.01	<0.01	<0.01	<0.01	<0.01	<0.01	<0.01	<0.01
C22:5 Docosapentaenoic	%	<0.01	<0.01	<0.01	<0.01	<0.01	<0.01	<0.01	<0.01	<0.01	<0.01	<0.01	<0.01	<0.01	<0.01	<0.01	<0.01	<0.01	<0.01	<0.01	<0.01	<0.01	<0.01	<0.01	<0.01
C22:6 Docosahexaenoic	%	0.07	0.06	0.04	0.04	0.05	0.03	0.02	<0.01	0.02	0.01	<0.01	0.01	0.01	<0.01	0.01	0.02	0.01	0.01	0.01	0.01	0.02	<0.01	0.01	0.01
C24:0 Tetracosanoic (Lignoceric)	%	<0.01	<0.01	<0.01	<0.01	<0.01	<0.01	<0.01	<0.01	<0.01	<0.01	<0.01	<0.01	<0.01	<0.01	<0.01	<0.01	<0.01	<0.01	<0.01	<0.01	<0.01	<0.01	<0.01	<0.01
C24:1 Tetracosenoic (Nervonic)	%	<0.01	<0.01	<0.01	<0.01	<0.01	<0.01	<0.01	<0.01	<0.01	<0.01	<0.01	<0.01	<0.01	<0.01	<0.01	<0.01	<0.01	<0.01	<0.01	<0.01	<0.01	<0.01	<0.01	<0.01
Iron	%	0.00070	0.00060	0.00067	0.00055	0.00055	0.00066	0.00056	0.00068	0.00052	0.00066	0.00061	0.00051	0.00056	0.00066	0.00060	0.00070	0.00052	0.00067	0.00062	0.00064	0.00061	0.00086	0.00060	0.00064
Niacin	mg/100 g	11.2	9.16	9.88	9.63	9.13	10.1	10.1	11.5	10.5	11.2	10.4	11.2	11.9	10.4	11.5	11.1	11.0	12.4	10.8	12.6	11.2	12.5	13.0	13.0
Phosphorus	%	0.20	0.20	0.20	0.20	0.19	0.20	0.21	0.21	0.21	0.21	0.22	0.21	0.21	0.22	0.21	0.21	0.21	0.22	0.22	0.22	0.22	0.22	0.21	0.22
Vitamin B12	mcg/100 g	1.07	1.04	1.50	1.05	0.939	1.67	0.774	1.20	0.888	1.22	1.32	1.03	1.29	1.29	1.08	1.41	0.816	1.51	1.48	1.53	1.01	0.944	0.838	1.22
Vitamin B6	mg/100 g	0.485	0.404	0.615	0.476	0.385	0.581	0.407	0.550	0.294	0.398	0.444	0.418	0.330	0.352	0.364	0.381	0.308	0.352	0.350	0.430	0.343	0.435	0.304	0.352
Zinc	%	0.0014	0.0015	0.0015	0.0013	0.0013	0.0014	0.0014	0.0014	0.0015	0.0016	0.0017	0.0015	0.0017	0.0016	0.0017	0.0016	0.0014	0.0015	0.0017	0.0017	0.0014	0.0016	0.0014	0.0017

SubtestDescription	Units	ME2005-004297 / 200433003 5-Jan-05	ME2005-004298 / 200432312 5-Jan-05	ME2005-004299 / 200432005 5-Jan-05	ME2005-004300 / 200436902 5-Jan-05	ME2005-004301 / 200436002 5-Jan-05	ME2005-004302 / 200431410 5-Jan-05	ME2005-004303 / 200432401 5-Jan-05	ME2005-004304 / 200432102 5-Jan-05	ME2005-004305 / 200436013 5-Jan-05	ME2005-004306 / 200432504 5-Jan-05	ME2005-004307 / 200438106 5-Jan-05	ME2005-004308 / 200432001 5-Jan-05	ME2005-004309 / 200438105 5-Jan-05	ME2005-004310 / 200431506 5-Jan-05	ME2005-004311 / 200437408 5-Jan-05	ME2005-004352 / 200433506 10-Jan-05	ME2005-004353 / 200434302 10-Jan-05	ME2005-004354 / 200434903 10-Jan-05	ME2005-004355 / 200435405 10-Jan-05	ME2005-004356 / 200434905 10-Jan-05	ME2005-004357 / 200432906 10-Jan-05	ME2005-004358 / 200435310 10-Jan-05	ME2005-004359 / 200438402 10-Jan-05	ME2005-004360 / 200438501 10-Jan-05
Alanine	%	1.48	1.37	1.47	1.44	1.42	1.27	1.33	1.32	1.37	1.38	1.23	1.37	1.34	1.38	1.29	1.31	1.39	1.32	1.46	1.58	1.46	1.56	1.50	1.41
Arginine	%	1.79	1.69	1.68	1.68	1.56	1.39	1.59	1.53	1.60	1.62	1.45	1.62	1.55	1.67	1.53	1.55	1.64	1.57	1.72	1.84	1.73	1.81	1.77	1.67
Aspartic Acid	%	2.50	2.35	2.36	2.51	2.37	2.16	2.34	2.23	2.31	2.27	2.15	2.40	2.17	2.33	2.20	2.25	2.37	2.27	2.49	2.66	2.47	2.63	2.59	2.45
Cystine	%	0.26	0.25	0.27	0.25	0.30	0.28	0.30	0.26	0.23	0.27	0.23	0.25	0.23	0.25	0.29	0.25	0.26	0.26	0.26	0.25	0.24	0.25	0.25	0.27
Glutamic Acid	%	3.94	3.80	3.76	3.98	3.72	3.32	3.76	3.54	3.67	3.67	3.44	3.84	3.51	3.81	3.55	3.61	3.88	3.66	4.05	4.31	4.03	4.19	4.19	3.93
Glycine	%	1.18	1.09	1.34	0.95	1.25	1.06	1.01	1.10	1.14	1.25	0.92	1.00	1.25	1.14	1.04	1.04	1.10	1.04	1.06	1.33	1.21	1.21	1.12	1.07
Histidine	%	1.04	0.96	1.03	1.01	0.94	0.91	0.96	1.02	1.04	1.02	0.91	1.04	0.94	0.99	0.99	1.01	1.12	1.00	1.08	1.19	1.14	1.11	1.15	1.06
Isoleucine	%	1.16	1.08	1.04	1.16	1.04	0.96	1.08	1.04	1.09	1.06	1.03	1.16	1.01	1.09	1.05	1.07	1.09	1.08	1.20	1.19	1.15	1.21	1.19	1.12
Leucine	%	2.03	1.90	1.85	2.01	1.84	1.71	1.92	1.85	1.93	1.89	1.77	1.99	1.80	1.94	1.85	1.88	1.97	1.90	2.10	2.19	2.06	2.19	2.15	2.01
Lysine, Total	%	2.20	2.10	2.02	2.19	2.02	1.86	2.18	2.05	2.12	2.08	1.99	2.24	1.99	2.17	2.05	2.11	2.21	2.12	2.28	2.48	2.31	2.36	2.39	2.27
Methionine	%	0.64	0.67	0.71	0.63	0.74	0.67	0.73	0.66	0.58	0.68	0.61	0.61	0.61	0.72	0.73	0.63	0.65	0.67	0.66	0.63	0.62	0.66	0.66	0.66
Phenylalanine	%	0.96	0.92	0.90	0.97	0.86	0.86	0.96	0.92	0.95	0.94	0.88	1.00	0.89	0.95	0.91	0.92	0.97	0.93	1.06	1.08	1.02	1.14	1.07	1.00
Proline	%	1.29	1.29	1.30	1.12	1.10	1.12	0.93	1.02	1.11	1.14	0.90	1.00	1.04	1.07	1.03	1.01	1.03	0.97	1.07	1.21	1.10	1.15	1.08	1.07
Serine	%	1.00	0.96	0.95	0.98	0.95	0.86	0.94	0.92	0.94	0.94	0.85	0.95	0.91	0.97	0.90	0.92	0.99	0.91	1.00	1.12	1.00	1.08	1.06	0.99
Threonine	%	1.17	1.08	1.07	1.17	1.08	0.99	1.11	1.05	1.10	1.07	1.02	1.11	1.02	1.12	1.08	1.07	1.14	1.11	1.16	1.29	1.21	1.24	1.24	1.19
Tyrosine	%	0.87	0.81	0.75	0.86	0.77	0.73	0.83	0.80	0.84	0.81	0.75	0.84	0.76	0.83	0.79	0.80	0.85	0.81	0.90	0.95	0.88	0.94	0.92	0.87
Valine	%	1.22	1.12	1.12	1.24	1.15	1.04	1.14	1.12	1.16	1.14	1.07	1.23	1.09	1.15	1.11	1.13	1.16	1.15	1.24	1.29	1.23	1.27	1.26	1.18
Calcium	%	0.0050	0.0048	0.0069	0.0049	0.0048	0.0047	0.0054	0.0058	0.0049	0.0057	0.0054	0.0048	0.0073	0.0048	0.0051	0.0045	0.0054	0.0046	0.0045	0.0047	0.0050	0.0055	0.0052	0.0044
Cholesterol	mg/100 g	55.8	55.5	56.0	57.7	66.0	65.9	58.5	54.5	57.9	60.5	59.7	57.4	62.4	62.8	63.9	58.6	58.9	62.0	59.3	57.7	60.5	57.7	54.9	63.2
C08:0 Octanoic (Caprylic)	%	<0.01	<0.01	<0.01	<0.01	<0.01	<0.01	<0.01	<0.01	<0.01	<0.01	<0.01	<0.01	<0.01	<0.01	<0.01	<0.01	<0.01	<0.01	<0.01	<0.01	<0.01	<0.01	<0.01	<0.01
C10:0 Decanoic (Capric)	%	<0.01	<0.01	<0.01	<0.01	<0.01	<0.01	<0.01	<0.01	<0.01	<0.01	0.01	<0.01	0.01	<0.01	<0.01	<0.01	<0.01	<0.01	<0.01	<0.01	<0.01	<0.01	<0.01	<0.01
C11:0 Undecanoic (Hendecanoic)	%	<0.01	<0.01	<0.01	<0.01	<0.01	<0.01	<0.01	<0.01	<0.01	<0.01	<0.01	<0.01	<0.01	<0.01	<0.01	<0.01	<0.01	<0.01	<0.01	<0.01	<0.01	<0.01	<0.01	<0.01
C12:0 Dodecanoic (Lauric)	%	<0.01	<0.01	<0.01	<0.01	<0.01	<0.01	<0.01	<0.01	<0.01	<0.01	<0.01	<0.01	<0.01	<0.01	<0.01	<0.01	<0.01	<0.01	<0.01	<0.01	<0.01	<0.01	<0.01	<0.01
C14:0 Tetradecanoic (Myristic)	%	0.06	0.12	0.09	0.06	0.09	0.08	0.06	0.09	0.09	0.09	0.15	0.07	0.12	0.12	0.09	0.10	0.06	0.09	0.05	0.06	0.06	0.07	0.04	0.10
C14:1 Tetradecenoic (Myristoleic)	%	<0.01	<0.01	<0.01	<0.01	<0.01	<0.01	<0.01	<0.01	<0.01	<0.01	<0.01	<0.01	<0.01	<0.01	<0.01	<0.01	<0.01	<0.01	<0.01	<0.01	<0.01	<0.01	<0.01	<0.01
C15:0 Pentadecanoic	%	<0.01	<0.01	<0.01	<0.01	<0.01	<0.01	<0.01	<0.01	<0.01	<0.01	<0.01	<0.01	<0.01	<0.01	<0.01	<0.01	<0.01	<0.01	<0.01	<0.01	<0.01	<0.01	<0.01	<0.01
C15:1 Pentadecenoic	%	<0.01	<0.01	<0.01	<0.01	<0.01	<0.01	<0.01	<0.01	<0.01	<0.01	<0.01	<0.01	<0.01	<0.01	<0.01	<0.01	<0.01	<0.01	<0.01	<0.01	<0.01	<0.01	<0.01	<0.01
C16:0 Hexadecanoic (Palmitic)	%	1.04	2.00	1.64	1.00	1.28	1.26	0.94	1.33	1.39	1.38	2.60	1.18	2.25	2.02	1.55	1.55	1.14	1.35	1.00	1.02	1.03	1.11	0.64	1.57
C16:1 Hexadecenoic (Palmitoleic)	%	0.13	0.25	0.18	0.14	0.17	0.17	0.12	0.18	0.17	0.17	0.30	0.16	0.23	0.27	0.17	0.21	0.14	0.18	0.10	0.13	0.10	0.11	0.06	0.13
C17:0 Heptadecanoic (Margaric)	%	<0.01	0.01	<0.01	<0.01	<0.01	<0.01	<0.01	<0.01	<0.01	<0.01	0.01	<0.01	0.01	0.01	0.01	<0.01	<0.01	<0.01	<0.01	<0.01	<0.01	<0.01	<0.01	<0.01
C17:1 Heptadecenoic Margaroleic	%	<0.01	0.01	<0.01	<0.01	<0.01	<0.01	<0.01	<0.01	<0.01	<0.01	0.01	<0.01	0.01	0.01	0.01	0.01	<0.01	<0.01	<0.01	<0.01	<0.01	<0.01	<0.01	<0.01
C18:0 Octadecanoic (Stearic)	%	0.49	0.90	0.83	0.43	0.58	0.56	0.44	0.63	0.64	0.65	1.29	0.51	1.25	0.91	0.79	0.70	0.59	0.60	0.53	0.50	0.53	0.51	0.32	0.72
C18:1 Octadecenoic (Oleic)	%	2.00	3.19	2.66	1.78	2.15	2.12	1.68	2.31	2.29	2.31	4.04	2.10	3.66	3.15	2.35	2.78	2.02	2.26	1.26	1.59	1.55	1.54	0.85	1.59
C18:2 Octadecadienoic (Linoleic)	%	0.29	0.38	0.36	0.22	0.29	0.34	0.22	0.37	0.29	0.26	0.50	0.33	0.53	0.32	0.36	0.41	0.26	0.31	0.13	0.17	0.20	0.18	0.12	0.14
C18:3 Octadecatrienoic (Linolenic)	%	0.01	0.01	0.01	<0.01	0.01	0.01	<0.01	0.02	0.01	<0.01	0.02	0.01	0.02	0.01	0.02	0.01	0.01	0.01	<0.01	<0.01	<0.01	<0.01	<0.01	<0.01
C18:4 Octadecatetraenoic	%	<0.01	<0.01	<0.01	<0.01	<0.01	<0.01	<0.01	<0.01	<0.01	<0.01	<0.01	<0.01	<0.01	<0.01	<0.01	<0.01	<0.01	<0.01	<0.01	<0.01	<0.01	<0.01	<0.01	<0.01
C20:0 Eicosanoic (Arachidic)	%	0.01	0.02	0.01	<0.01	0.01	0.01	0.01	0.01	0.01	0.01	0.02	<0.01	0.02	0.02	<0.01	0.01	<0.01	<0.01	0.01	<0.01	<0.01	0.01	<0.01	0.01
C20:1 Eicosenoic (Gadoleic)	%	0.07	0.15	0.10	0.07	0.07	0.09	0.07	0.08	0.07	0.09	0.15	0.08	0.12	0.12	0.07	0.10	0.07	0.06	0.09	0.07	0.09	0.10	0.05	0.17
C20:2 Eicosadienoic	%	0.01	0.01	0.01	<0.01	0.01	0.01	0.01	0.02	0.01	0.01	0.02	0.01	0.02	0.01	0.02	0.02	0.01	0.01	<0.01	<0.01	0.01	<0.01	<0.01	0.01
C20:3 Eicosatrienoic	%	<0.01	<0.01	<0.01	<0.01	<0.01	<0.01	<0.01	<0.01	<0.01	<0.01	<0.01	<0.01	<0.01	<0.01	<0.01	<0.01	<0.01	<0.01	<0.01	<0.01	<0.01	<0.01	<0.01	<0.01
C20:4 Eicosatetraenoic (Arachidonic)	%	<0.01	0.01	<0.01	<0.01	<0.01	0.01	<0.01	<0.01	<0.01	<0.01	<0.01	<0.01	<0.01	<0.01	<0.01	0.01	<0.01	<0.01	<0.01	<0.01	<0.01	<0.01	<0.01	<0.01
C20:5 Eicosapentaenoic	%	<0.01	<0.01	<0.01	<0.01	<0.01	<0.01	<0.01	<0.01	<0.01	<0.01	<0.01	<0.01	<0.01	<0.01	<0.01	0.01	<0.01	<0.01	<0.01	<0.01	<0.01	<0.01	<0.01	<0.01
C21:5 Heneicosapentaenoic	%	<0.01	<0.01	<0.01	<0.01	<0.01	<0.01	<0.01	<0.01	<0.01	<0.01	<0.01	<0.01	<0.01	<0.01	<0.01	<0.01	<0.01	<0.01	<0.01	<0.01	<0.01	<0.01	<0.01	<0.01
C22:0 Docosanoic (Behenic)	%	<0.01	<0.01	<0.01	<0.01	<0.01	<0.01	<0.01	<0.01	<0.01	<0.01	<0.01	<0.01	<0.01	<0.01	<0.01	<0.01	<0.01	<0.01	<0.01	<0.01	<0.01	<0.01	<0.01	<0.01
C22:1 Docosenoic (Erucic)	%	0.01	0.04	0.02	0.02	0.01	0.02	0.01	0.01	<0.01	0.01	0.02	0.02	0.03	0.02	0.01	0.03	0.01	<0.01	<0.01	<0.01	<0.01	<0.01	<0.01	<0.01
C22:2 Docosadienoic	%	<0.01	<0.01	<0.01	<0.01	<0.01	<0.01	<0.01	<0.01	<0.01	<0.01	<0.01	<0.01	<0.01	<0.01	<0.01	<0.01	<0.01	<0.01	<0.01	<0.01	<0.01	<0.01	<0.01	<0.01
C22:3 Docosatrienoic	%	<0.01	<0.01	<0.01	<0.01	<0.01	<0.01	<0.01	<0.01	<0.01	<0.01	<0.01	<0.01	<0.01	<0.01	<0.01	<0.01	<0.01	<0.01	<0.01	<0.01	<0.01	<0.01	<0.01	<0.01
C22:4 Docosatetraenoic	%	<0.01	<0.01	<0.01	<0.01	<0.01	<0.01	<0.01	<0.01	<0.01	<0.01	<0.01	<0.01	<0.01	<0.01	<0.01	<0.01	<0.01	<0.01	<0.01	<0.01	<0.01	<0.01	<0.01	<0.01
C22:5 Docosapentaenoic	%	<0.01	<0.01	<0.01	<0.01	<0.01	<0.01	<0.01	<0.01	<0.01	<0.01	<0.01	<0.01	<0.01	<0.01	<0.01	<0.01	<0.01	<0.01	<0.01	<0.01	<0.01	<0.01	<0.01	<0.01
C22:6 Docosahexaenoic	%	0.01	0.03	0.02	0.01	0.01	0.01	0.01	<0.01	0.01	0.01	0.03	<0.01	0.02	0.02	<0.01	0.02	0.01	<0.01	0.03	0.01	0.03	0.03	0.01	0.06
C24:0 Tetracosanoic (Lignoceric)	%	<0.01	<0.01	<0.01	<0.01	<0.01	<0.01	<0.01	<0.01	<0.01	<0.01	<0.01	<0.01	<0.01	<0.01	<0.01	<0.01	<0.01	<0.01	<0.01	<0.01	<0.01	<0.01	<0.01	<0.01
C24:1 Tetracosenoic (Nervonic)	%	<0.01	<0.01	<0.01	<0.01	<0.01	<0.01	<0.01	<0.01	<0.01	<0.01	<0.01	<0.01	<0.01	<0.01	<0.01	<0.01	<0.01	<0.01	<0.01	<0.01	<0.01	<0.01	<0.01	<0.01
Iron	%	0.00057	0.00093	0.00050	0.00066	0.00064	0.00071	0.00057	0.00063	0.00049	0.00054	0.00077	0.00060	0.00057	0.00051	0.00040	0.00053	0.00091	0.00056	0.00055	0.00058	0.00060	0.00056	0.00062	0.00054
Niacin	mg/100 g	13.8	12.6	12.3	11.5	10.9	10.9	11.6	9.95	10.3	10.9	10.4	10.9	10.4	10.5	9.98	9.66	11.5	10.5	10.3	10.7	12.1	12.0	11.6	11.1
Phosphorus	%	0.21	0.22	0.21	0.22	0.21	0.22	0.22	0.22	0.21	0.22	0.21	0.22	0.21	0.22	0.21	0.21	0.21	0.21	0.21	0.22	0.21	0.22	0.21	0.21
Vitamin B12	mcg/100 g	1.01	0.962	0.803	0.842	0.945	1.12	0.846	0.726	1.03	1.04	0.734	0.899	1.06	1.05	0.840	0.838	0.895	1.29	0.948	0.962	1.04	1.04	0.933	0.863
Vitamin B6	mg/100 g	0.367	0.419	0.600	0.458	0.442	0.292	0.380	0.397	0.430	0.449	0.342	0.413	0.388	0.575	0.441	0.357	0.475	0.348	0.386	0.348	0.309	0.368	0.326	0.315
Zinc	%	0.0014	0.0016	0.0015	0.0015	0.0017	0.0019	0.0015	0.0018	0.0015	0.0015	0.0020	0.0015	0.0015	0.0015	0.0013	0.0015	0.0013	0.0016	0.0015	0.0017	0.0014	0.0018	0.0017	0.0015

SubtestDescription	Units	ME2005-004361 / 20043480 3 10-Jan-05	ME2005-004362 / 20043290 4 10-Jan-05	ME2005-004363 / 20043490 4 10-Jan-05	ME2005-004364 / 20043050 6 10-Jan-05	ME2005-004365 / 20043540 3 10-Jan-05	ME2005-004366 / 20043480 4 10-Jan-05	ME2005-004367 / 20043450 9 10-Jan-05	ME2005-004368 / 20043460 7 10-Jan-05	ME2005-004369 / 20043750 2 10-Jan-05	ME2005-004370 / 20043450 4 10-Jan-05	ME2005-004371 / 20043600 7 10-Jan-05	ME2005-004372 / 20043240 7 10-Jan-05	ME2005-004373 / 20043450 1 10-Jan-05	ME2005-004374 / 20043061 0 10-Jan-05	ME2005-004375 / 20043660 8 10-Jan-05	ME2005-004376 / 20043300 2 10-Jan-05	ME2005-004377 / 20043450 3 10-Jan-05	ME2005-004378 / 20043070 1 10-Jan-05	ME2005-004379 / 20043580 1 10-Jan-05	ME2005-004423 / 20043050 4 12-Jan-05	ME2005-004424 / 20043400 6 12-Jan-05	ME2005-004425 / 20043631 2 12-Jan-05	ME2005-004426 / 20043290 1 12-Jan-05	ME2005-004427 / 20044090 3 12-Jan-05
Alanine	%	1.52	1.44	1.81	1.59	1.45	1.55	1.46	1.41	1.32	1.55	1.46	1.55	1.54	1.51	1.41	1.63	1.57	1.52	1.44	1.33	1.28	1.29	1.36	1.39
Arginine	%	1.74	1.69	2.11	1.77	1.69	1.80	1.70	1.65	1.49	1.78	1.62	1.76	1.74	1.72	1.61	1.87	1.81	1.69	1.64	1.56	1.52	1.51	1.64	1.63
Aspartic Acid	%	2.50	2.48	3.02	2.51	2.44	2.60	2.52	2.46	2.23	2.59	2.43	2.65	2.57	2.52	2.36	2.76	2.65	2.47	2.46	2.25	2.23	2.15	2.40	2.41
Cystine	%	0.24	0.25	0.25	0.25	0.23	0.24	0.25	0.24	0.25	0.24	0.24	0.24	0.24	0.22	0.24	0.25	0.26	0.22	0.23	0.26	0.24	0.24	0.25	0.26
Glutamic Acid	%	3.99	4.00	4.87	4.08	3.94	4.17	3.97	3.94	3.57	4.17	3.83	4.17	4.07	3.99	3.77	4.40	4.22	3.97	3.90	3.65	3.60	3.44	3.97	3.97
Glycine	%	1.36	1.10	1.57	1.50	1.21	1.28	1.14	1.06	1.12	1.37	1.16	1.18	1.25	1.20	1.13	1.19	1.22	1.27	1.22	1.17	0.99	1.16	1.03	1.09
Histidine	%	1.10	1.11	1.29	1.03	1.04	1.18	1.08	1.08	0.94	0.98	0.97	1.10	1.05	1.07	0.97	1.23	1.14	0.99	1.08	0.96	0.98	0.96	0.98	0.96
Isoleucine	%	1.11	1.10	1.33	1.07	1.08	1.17	1.13	1.10	0.82	1.05	0.97	1.15	1.19	1.18	1.12	1.33	1.24	1.07	0.93	1.05	1.06	1.00	1.10	1.03
Leucine	%	2.03	2.03	2.45	2.03	1.99	2.13	2.06	2.00	1.75	2.07	1.98	2.19	2.13	2.10	1.96	2.32	2.21	2.03	1.96	1.85	1.86	1.77	1.99	1.97
Lysine, Total	%	2.28	2.28	2.76	2.20	2.23	2.40	2.29	2.27	1.96	2.33	2.09	2.32	2.31	2.24	2.10	2.49	2.35	2.09	2.18	2.06	2.09	1.99	2.25	2.21
Methionine	%	0.59	0.61	0.61	0.66	0.61	0.61	0.67	0.58	0.59	0.59	0.60	0.61	0.60	0.57	0.62	0.65	0.65	0.54	0.56	0.62	0.61	0.59	0.62	0.67
Phenylalanine	%	1.01	1.01	1.22	1.08	1.00	1.06	1.02	1.00	0.86	1.04	1.04	1.16	1.13	1.11	1.00	1.18	1.18	1.08	0.96	0.91	0.91	0.88	0.97	0.95
Proline	%	1.25	1.07	1.37	1.32	1.10	1.17	1.13	1.01	1.02	1.18	1.00	1.04	1.06	1.15	1.01	1.19	1.19	1.19	1.07	0.97	0.96	1.01	0.94	1.00
Serine	%	1.05	1.03	1.25	1.07	1.00	1.07	1.02	1.00	0.96	1.09	1.02	1.08	1.05	1.01	0.95	1.11	1.07	1.04	1.04	0.92	0.91	0.87	0.98	0.99
Threonine	%	1.18	1.18	1.45	1.16	1.18	1.25	1.21	1.19	1.05	1.23	1.14	1.26	1.20	1.18	1.10	1.30	1.24	1.14	1.19	1.08	1.07	1.04	1.20	1.19
Tyrosine	%	0.86	0.88	1.05	0.87	0.85	0.91	0.89	0.87	0.76	0.89	0.84	0.93	0.91	0.89	0.82	0.99	0.95	0.86	0.85	0.80	0.80	0.75	0.86	0.85
Valine	%	1.19	1.17	1.43	1.12	1.16	1.25	1.21	1.17	0.89	1.12	1.02	1.21	1.24	1.24	1.16	1.37	1.28	1.13	1.02	1.12	1.11	1.08	1.14	1.09
Calcium	%	0.0049	0.0049	0.0044	0.0051	0.0051	0.0078	0.0048	0.0044	0.0043	0.0044	0.0067	0.0057	0.0041	0.0057	0.0041	0.0044	0.0041	0.0060	0.0041	0.0051	0.0048	0.0047	0.0058	0.0044
Cholesterol	mg/100 g	61.4	57.8	62.7	58.1	61.4	62.5	62.9	63.9	66.5	61.8	62.1	60.8	57.0	57.2	58.1	55.1	59.1	52.8	56.7	50.3	57.7	54.0	56.8	57.2
C08:0 Octanoic (Caprylic)	%	0.01	<0.01	<0.01	<0.01	<0.01	0.01	<0.01	<0.01	<0.01	<0.01	<0.01	<0.01	<0.01	<0.01	<0.01	<0.01	<0.01	<0.01	<0.01	<0.01	<0.01	<0.01	<0.01	<0.01
C10:0 Decanoic (Capric)	%	0.01	<0.01	<0.01	<0.01	<0.01	0.01	<0.01	<0.01	<0.01	<0.01	<0.01	<0.01	<0.01	<0.01	<0.01	<0.01	<0.01	<0.01	<0.01	<0.01	<0.01	0.01	<0.01	<0.01
C11:0 Undecanoic (Hendecanoic)	%	<0.01	<0.01	<0.01	<0.01	<0.01	<0.01	<0.01	<0.01	<0.01	<0.01	<0.01	<0.01	<0.01	<0.01	<0.01	<0.01	<0.01	<0.01	<0.01	<0.01	<0.01	<0.01	<0.01	<0.01
C12:0 Dodecanoic (Lauric)	%	<0.01	<0.01	<0.01	<0.01	<0.01	<0.01	<0.01	<0.01	<0.01	<0.01	<0.01	<0.01	<0.01	<0.01	<0.01	<0.01	<0.01	<0.01	<0.01	<0.01	<0.01	<0.01	<0.01	<0.01
C14:0 Tetradecanoic (Myristic)	%	0.12	0.07	0.07	0.06	0.06	0.10	0.08	0.10	0.09	0.09	0.07	0.07	0.04	0.09	0.07	0.05	0.07	0.04	0.09	0.09	0.10	0.16	0.10	0.10
C14:1 Tetradecenoic (Myristoleic)	%	<0.01	<0.01	<0.01	<0.01	<0.01	<0.01	<0.01	<0.01	<0.01	<0.01	<0.01	<0.01	<0.01	<0.01	<0.01	<0.01	<0.01	<0.01	<0.01	<0.01	<0.01	<0.01	<0.01	<0.01
C15:0 Pentadecanoic	%	<0.01	<0.01	<0.01	<0.01	<0.01	<0.01	<0.01	<0.01	<0.01	<0.01	<0.01	<0.01	<0.01	<0.01	<0.01	<0.01	<0.01	<0.01	<0.01	<0.01	<0.01	<0.01	<0.01	<0.01
C15:1 Pentadecenoic	%	<0.01	<0.01	<0.01	<0.01	<0.01	<0.01	<0.01	<0.01	<0.01	<0.01	<0.01	<0.01	<0.01	<0.01	<0.01	<0.01	<0.01	<0.01	<0.01	<0.01	<0.01	<0.01	<0.01	<0.01
C16:0 Hexadecanoic (Palmitic)	%	2.18	1.18	1.14	0.94	1.06	1.60	1.24	1.65	1.55	1.56	1.16	1.05	0.71	1.37	1.24	0.81	1.13	0.53	1.58	1.47	1.86	2.69	1.62	1.67
C16:1 Hexadecenoic (Palmitoleic)	%	0.16	0.13	0.08	0.09	0.12	0.11	0.10	0.12	0.16	0.11	0.14	0.11	0.08	0.13	0.13	0.10	0.11	0.06	0.12	0.18	0.22	0.35	0.16	0.20
C17:0 Heptadecanoic (Margaric)	%	0.01	<0.01	<0.01	<0.01	<0.01	0.01	<0.01	0.01	<0.01	<0.01	<0.01	<0.01	<0.01	<0.01	<0.01	<0.01	<0.01	<0.01	<0.01	<0.01	0.01	0.01	<0.01	<0.01
C17:1 Heptadecenoic Margaroleic	%	0.01	<0.01	<0.01	<0.01	<0.01	<0.01	<0.01	<0.01	<0.01	<0.01	<0.01	<0.01	<0.01	<0.01	<0.01	<0.01	<0.01	<0.01	<0.01	<0.01	0.01	0.01	<0.01	<0.01
C18:0 Octadecanoic (Stearic)	%	1.12	0.52	0.60	0.43	0.57	0.90	0.61	0.88	0.71	0.91	0.52	0.51	0.37	0.67	0.68	0.37	0.57	0.23	0.86	0.72	0.88	1.20	0.79	0.79
C18:1 Octadecenoic (Oleic)	%	2.17	1.76	1.22	1.19	1.42	1.65	1.37	2.06	1.94	1.96	1.82	1.57	1.05	1.57	1.88	1.39	1.51	0.69	1.79	2.19	2.86	4.33	2.37	2.50
C18:2 Octadecadienoic (Linoleic)	%	0.18	0.23	0.13	0.10	0.16	0.13	0.13	0.22	0.21	0.25	0.26	0.18	0.15	0.20	0.24	0.18	0.19	0.07	0.16	0.24	0.30	0.42	0.32	0.26
C18:3 Octadecatrienoic (Linolenic)	%	<0.01	0.01	<0.01	<0.01	<0.01	<0.01	<0.01	<0.01	<0.01	<0.01	0.01	<0.01	<0.01	<0.01	0.01	<0.01	<0.01	<0.01	<0.01	<0.01	0.01	0.02	<0.01	<0.01
C18:4 Octadecatetraenoic	%	<0.01	<0.01	<0.01	<0.01	<0.01	<0.01	<0.01	<0.01	<0.01	<0.01	<0.01	<0.01	<0.01	<0.01	<0.01	<0.01	<0.01	<0.01	<0.01	<0.01	<0.01	<0.01	<0.01	<0.01
C20:0 Eicosanoic (Arachidic)	%	0.02	<0.01	<0.01	<0.01	<0.01	0.02	0.01	0.02	0.02	0.02	0.01	0.01	<0.01	0.01	<0.01	<0.01	0.01	<0.01	0.02	0.02	0.01	0.02	0.02	0.01
C20:1 Eicosenoic (Gadoleic)	%	0.21	0.06	0.10	0.11	0.09	0.18	0.12	0.15	0.16	0.14	0.07	0.09	0.05	0.11	0.07	0.06	0.09	0.05	0.16	0.12	0.16	0.15	0.13	0.11
C20:2 Eicosadienoic	%	0.02	<0.01	<0.01	<0.01	<0.01	<0.01	<0.01	0.01	0.01	0.01	0.01	<0.01	<0.01	0.01	0.01	<0.01	<0.01	<0.01	0.01	0.02	0.02	0.02	0.01	0.01
C20:3 Eicosatrienoic	%	<0.01	<0.01	<0.01	<0.01	<0.01	<0.01	<0.01	<0.01	<0.01	<0.01	<0.01	<0.01	<0.01	<0.01	<0.01	<0.01	<0.01	<0.01	<0.01	<0.01	<0.01	<0.01	<0.01	<0.01
C20:4 Eicosatetraenoic (Arachidonic)	%	<0.01	<0.01	<0.01	<0.01	<0.01	<0.01	<0.01	<0.01	<0.01	<0.01	<0.01	<0.01	<0.01	<0.01	<0.01	<0.01	<0.01	<0.01	<0.01	<0.01	<0.01	<0.01	0.01	<0.01
C20:5 Eicosapentaenoic	%	<0.01	<0.01	<0.01	<0.01	<0.01	<0.01	<0.01	<0.01	<0.01	<0.01	<0.01	<0.01	<0.01	<0.01	<0.01	<0.01	<0.01	<0.01	<0.01	<0.01	0.02	<0.01	<0.01	<0.01
C21:5 Heneicosapentaenoic	%	<0.01	<0.01	<0.01	<0.01	<0.01	<0.01	<0.01	<0.01	<0.01	<0.01	<0.01	<0.01	<0.01	<0.01	<0.01	<0.01	<0.01	<0.01	<0.01	<0.01	<0.01	<0.01	<0.01	<0.01
C22:0 Docosanoic (Behenic)	%	<0.01	<0.01	<0.01	<0.01	<0.01	<0.01	<0.01	<0.01	<0.01	<0.01	<0.01	<0.01	<0.01	<0.01	<0.01	<0.01	<0.01	<0.01	<0.01	<0.01	<0.01	<0.01	<0.01	<0.01
C22:1 Docosenoic (Erucic)	%	<0.01	<0.01	<0.01	<0.01	<0.01	<0.01	<0.01	<0.01	<0.01	<0.01	<0.01	<0.01	<0.01	<0.01	<0.01	<0.01	<0.01	<0.01	<0.01	0.02	0.02	0.01	0.02	0.01
C22:2 Docosadienoic	%	0.01	<0.01	<0.01	<0.01	<0.01	<0.01	<0.01	<0.01	<0.01	<0.01	<0.01	<0.01	<0.01	<0.01	<0.01	<0.01	<0.01	<0.01	<0.01	<0.01	<0.01	<0.01	<0.01	<0.01
C22:3 Docosatrienoic	%	<0.01	<0.01	<0.01	<0.01	<0.01	<0.01	<0.01	<0.01	<0.01	<0.01	<0.01	<0.01	<0.01	<0.01	<0.01	<0.01	<0.01	<0.01	<0.01	<0.01	<0.01	<0.01	<0.01	<0.01
C22:4 Docosatetraenoic	%	<0.01	<0.01	<0.01	<0.01	<0.01	<0.01	<0.01	<0.01	<0.01	<0.01	<0.01	<0.01	<0.01	<0.01	<0.01	<0.01	<0.01	<0.01	<0.01	<0.01	<0.01	<0.01	<0.01	<0.01
C22:5 Docosapentaenoic	%	<0.01	<0.01	<0.01	<0.01	<0.01	<0.01	<0.01	<0.01	<0.01	<0.01	<0.01	<0.01	<0.01	<0.01	<0.01	<0.01	<0.01	<0.01	<0.01	<0.01	<0.01	<0.01	<0.01	<0.01
C22:6 Docosahexaenoic	%	0.08	<0.01	0.04	0.03	0.02	0.07	0.04	0.04	0.05	0.04	0.01	0.02	0.01	0.04	0.01	0.01	0.02	0.02	0.06	0.03	0.03	0.03	0.02	0.02
C24:0 Tetracosanoic (Lignoceric)	%	<0.01	<0.01	<0.01	<0.01	<0.01	<0.01	<0.01	<0.01	<0.01	<0.01	<0.01	<0.01	<0.01	<0.01	<0.01	<0.01	<0.01	<0.01	<0.01	<0.01	<0.01	<0.01	<0.01	<0.01
C24:1 Tetracosenoic (Nervonic)	%	<0.01	<0.01	<0.01	<0.01	<0.01	<0.01	<0.01	<0.01	<0.01	<0.01	<0.01	<0.01	<0.01	<0.01	<0.01	<0.01	<0.01	<0.01	<0.01	<0.01	<0.01	<0.01	<0.01	<0.01
Iron	%	0.00057	0.00051	0.00050	0.00058	0.00050	0.00056	0.00057	0.00054	0.00060	0.00066	0.00055	0.00058	0.00061	0.00091	0.00043	0.00071	0.00057	0.00062	0.00049	0.00058	0.00053	0.00056	0.00080	0.00068
Niacin	mg/100 g	10.3	11.4	10.3	11.6	10.4	11.7	11.1	11.1	11.7	11.9	10.8	12.2	11.1	11.1	10.7	19.1	9.93	11.2	11.0	10.5	11.6	11.0	10.8	10.7
Phosphorus	%	0.20	0.21	0.21	0.21	0.21	0.21	0.22	0.21	0.22	0.21	0.21	0.22	0.21	0.21	0.21	0.21	0.21	0.22	0.21	0.21	0.20	0.21	0.22	0.21
Vitamin B12	mcg/100 g	0.896	0.916	1.10	0.800	1.08	0.768	0.926	0.962	1.27	0.840	0.970	0.822	0.878	0.845	0.801	0.961	1.15	1.15	0.931	1.04	1.85	1.34	1.32	1.26
Vitamin B6	mg/100 g	0.363	0.371	0.270	0.358	0.384	0.396	0.364	0.399	0.323	0.401	0.339	0.368	0.287	0.311	0.392	0.343	0.339	0.333	0.348	0.448	0.465	0.443	0.371	0.348
Zinc	%	0.0015	0.0014	0.0015	0.0015	0.0015	0.0014	0.0015	0.0015	0.0015	0.0014	0.0014	0.0015	0.0015	0.0016	0.0013	0.0017	0.0015	0.0014	0.0015	0.0014	0.0017	0.0014	0.0021	0.0015

SubtestDescription	Units	ME2005-004428 / 20043430 4 12-Jan-05	ME2005-004429 / 20043691 3 12-Jan-05	ME2005-004430 / 20043170 2 12-Jan-05	ME2005-004431 / 20043450 2 12-Jan-05	ME2005-004432 / 20043691 2 12-Jan-05	ME2005-004433 / 20043100 4 12-Jan-05	ME2005-004434 / 20043660 3 12-Jan-05	ME2005-004435 / 20043240 3 12-Jan-05	ME2005-004436 / 20043160 5 12-Jan-05	ME2005-004437 / 20043101 0 12-Jan-05	ME2005-004438 / 20043061 1 12-Jan-05	ME2005-004439 / 20043100 2 12-Jan-05	ME2005-004440 / 20043600 5 12-Jan-05	ME2005-004441 / 20043660 6 12-Jan-05	ME2005-004442 / 20043660 2 12-Jan-05	ME2005-004443 / 20043160 1 12-Jan-05	ME2005-004444 / 20043810 4 12-Jan-05	ME2005-004445 / 20043740 6 12-Jan-05	ME2005-004446 / 20043580 3 12-Jan-05	ME2005-004447 / 20043451 1 12-Jan-05	ME2005-004448 / 20043870 7 18-Jan-05	ME2005-004449 / 20044090 9 18-Jan-05	ME2005-004450 / 20044090 7 18-Jan-05	ME2005-004451 / 20043340 6 18-Jan-05
Alanine	%	1.37	1.40	1.37	1.42	1.38	1.43	1.38	1.50	1.54	1.55	1.53	1.52	1.54	1.47	1.68	1.50	1.49	1.41	1.49	1.49	1.43	1.53	1.43	1.43
Arginine	%	1.57	1.63	1.62	1.70	1.65	1.70	1.54	1.53	1.58	1.64	1.60	1.59	1.62	1.51	1.68	1.66	1.63	1.55	1.63	1.62	1.53	1.66	1.55	1.58
Aspartic Acid	%	2.30	2.32	2.37	2.45	2.34	2.44	2.25	2.48	2.53	2.61	2.43	2.55	2.63	2.53	2.54	2.55	2.48	2.36	2.43	2.40	2.30	2.60	2.42	2.42
Cystine	%	0.24	0.25	0.23	0.24	0.22	0.24	0.24	0.24	0.25	0.25	0.24	0.24	0.25	0.23	0.23	0.27	0.24	0.27	0.26	0.23	0.23	0.26	0.22	0.25
Glutamic Acid	%	3.68	3.75	3.84	3.94	3.79	3.93	3.52	3.80	3.89	4.13	3.81	3.97	4.13	3.96	3.98	4.05	3.96	3.72	3.91	3.86	3.65	4.18	3.86	3.81
Glycine	%	1.18	1.26	1.09	1.16	1.14	1.18	1.21	1.06	1.14	1.14	1.36	1.16	1.12	1.02	1.68	1.18	1.12	1.09	1.21	1.28	1.19	1.08	1.01	1.05
Histidine	%	0.99	0.91	1.04	1.07	1.00	1.04	1.02	0.88	0.92	0.94	0.93	0.99	1.04	1.00	1.00	1.03	1.00	0.96	1.01	0.91	0.94	0.97	0.99	1.03
Isoleucine	%	0.86	0.95	1.03	1.11	1.08	1.10	1.12	0.81	0.90	0.97	0.89	0.96	0.92	0.81	0.86	0.98	1.03	1.00	1.03	1.00	0.91	0.95	0.97	1.03
Leucine	%	1.83	1.88	1.94	2.02	1.92	2.00	1.88	1.82	1.89	2.01	1.83	1.96	1.99	1.90	1.88	1.98	1.98	1.89	1.93	1.90	1.82	2.03	1.93	1.95
Lysine, Total	%	2.06	2.11	2.19	2.27	2.17	2.27	2.08	2.00	2.07	2.18	1.96	2.08	2.15	2.05	2.03	2.15	2.17	2.06	2.09	2.07	1.97	2.20	2.08	2.10
Methionine	%	0.59	0.60	0.58	0.56	0.56	0.59	0.58	0.58	0.60	0.58	0.55	0.56	0.58	0.51	0.53	0.71	0.65	0.68	0.64	0.65	0.60	0.64	0.62	0.64
Phenylalanine	%	0.89	0.92	0.95	0.98	0.95	0.98	0.96	1.03	1.07	1.11	1.03	1.09	1.10	1.03	1.07	1.05	1.08	1.03	1.05	1.04	0.98	1.08	1.05	1.05
Proline	%	0.96	0.98	0.93	0.96	1.04	0.97	1.07	0.97	1.06	1.25	1.23	1.16	1.19	1.19	1.54	1.18	1.17	1.19	1.30	1.31	1.27	1.24	1.04	1.12
Serine	%	0.97	0.98	0.99	1.00	0.95	0.99	0.87	1.02	1.04	1.04	0.98	1.02	1.04	1.03	1.06	1.06	1.03	0.97	1.01	1.00	0.97	1.08	1.00	0.98
Threonine	%	1.11	1.12	1.14	1.19	1.13	1.20	1.05	1.08	1.11	1.19	1.08	1.14	1.18	1.11	1.10	1.15	1.15	1.09	1.12	1.10	1.06	1.22	1.14	1.123
Tyrosine	%	0.79	0.81	0.83	0.86	0.83	0.86	0.76	0.82	0.84	0.91	0.81	0.87	0.89	0.86	0.83	0.87	0.87	0.83	0.85	0.83	0.80	0.91	0.86	0.85
Valine	%	0.94	1.03	1.10	1.17	1.14	1.18	1.22	0.89	0.96	1.02	0.97	1.02	0.99	0.86	0.97	1.06	1.10	1.05	1.09	1.07	0.98	1.01	1.04	1.09
Calcium	%	0.0051	0.0047	0.0046	0.0044	0.0055	0.0043	0.0048	0.0071	0.0050	0.0060	0.0051	0.0055	0.0039	0.0046	0.0051	0.0050	0.0061	0.0053	0.0045	0.0070	0.0047	0.0069	0.0054	0.0058
Cholesterol	mg/100 g	48.6	57.9	54.8	53.4	58.2	61.6	55.9	55.9	54.7	56.7	57.4	58.4	51.4	60.9	57.4	54.2	54.6	57.6	53.8	58.7	56.7	59.2	58.3	56.6
C08:0 Octanoic (Caprylic)	%	<0.01	<0.01	<0.01	<0.01	<0.01	<0.01	<0.01	<0.01	<0.01	<0.01	<0.01	<0.01	<0.01	<0.01	<0.01	<0.01	<0.01	<0.01	<0.01	<0.01	<0.01	<0.01	<0.01	<0.01
C10:0 Decanoic (Capric)	%	0.01	<0.01	<0.01	<0.01	<0.01	<0.01	0.01	0.01	<0.01	<0.01	0.01	<0.01	<0.01	<0.01	0.01	<0.01	<0.01	0.01	0.01	<0.01	<0.01	<0.01	<0.01	<0.01
C11:0 Undecanoic (Hendecanoic)	%	<0.01	<0.01	<0.01	<0.01	<0.01	<0.01	<0.01	<0.01	<0.01	<0.01	<0.01	<0.01	<0.01	<0.01	<0.01	<0.01	<0.01	<0.01	<0.01	<0.01	<0.01	<0.01	<0.01	<0.01
C12:0 Dodecanoic (Lauric)	%	<0.01	<0.01	<0.01	<0.01	<0.01	<0.01	<0.01	<0.01	<0.01	<0.01	<0.01	<0.01	<0.01	<0.01	<0.01	<0.01	<0.01	<0.01	<0.01	<0.01	<0.01	<0.01	<0.01	<0.01
C14:0 Tetradecanoic (Myristic)	%	0.13	0.12	0.07	0.08	0.13	0.09	0.11	0.11	0.08	0.07	0.18	0.08	0.06	0.08	0.14	<0.01	0.10	0.13	0.13	0.09	0.08	0.05	0.06	0.07
C14:1 Tetradecenoic (Myristoleic)	%	<0.01	<0.01	<0.01	<0.01	<0.01	<0.01	<0.01	<0.01	<0.01	<0.01	<0.01	<0.01	<0.01	<0.01	<0.01	<0.01	<0.01	<0.01	<0.01	<0.01	<0.01	<0.01	<0.01	<0.01
C15:0 Pentadecanoic	%	<0.01	<0.01	<0.01	<0.01	<0.01	<0.01	<0.01	<0.01	<0.01	<0.01	<0.01	<0.01	<0.01	<0.01	<0.01	<0.01	<0.01	<0.01	<0.01	<0.01	<0.01	<0.01	<0.01	<0.01
C15:1 Pentadecenoic	%	<0.01	<0.01	<0.01	<0.01	<0.01	<0.01	<0.01	<0.01	<0.01	<0.01	<0.01	<0.01	<0.01	<0.01	<0.01	<0.01	<0.01	<0.01	<0.01	<0.01	<0.01	<0.01	<0.01	<0.01
C16:0 Hexadecanoic (Palmitic)	%	2.56	1.77	1.22	1.31	2.04	1.60	2.11	1.84	1.36	1.06	2.96	1.33	0.95	1.41	2.52	0.86	1.68	2.35	2.20	1.44	1.49	0.80	1.01	1.26
C16:1 Hexadecenoic (Palmitoleic)	%	0.28	0.21	0.15	0.14	0.22	0.19	0.24	0.17	0.17	0.12	0.32	0.16	0.11	0.12	0.27	0.09	0.16	0.32	0.29	0.19	0.19	0.12	0.13	0.15
C17:0 Heptadecanoic (Margaric)	%	0.01	0.01	<0.01	<0.01	<0.01	0.01	0.02	<0.01	<0.01	<0.01	0.01	<0.01	<0.01	0.01	0.01	<0.01	0.01	0.01	<0.01	<0.01	<0.01	<0.01	<0.01	<0.01
C17:1 Heptadecenoic Margaroleic	%	0.01	0.01	<0.01	<0.01	0.01	0.01	0.02	<0.01	<0.01	<0.01	0.01	<0.01	<0.01	<0.01	0.01	<0.01	0.01	0.01	<0.01	<0.01	<0.01	<0.01	<0.01	<0.01
C18:0 Octadecanoic (Stearic)	%	1.28	0.76	0.60	0.65	0.98	0.71	1.11	0.93	0.62	0.47	1.38	0.60	0.45	0.83	1.27	0.42	0.85	1.05	1.06	0.61	0.72	0.36	0.48	0.57
C18:1 Octadecenoic (Oleic)	%	3.92	2.68	1.97	2.04	3.08	2.63	3.41	2.95	2.12	1.61	4.42	2.11	1.53	2.10	3.91	1.32	2.51	3.75	3.65	2.35	2.39	1.31	1.55	2.09
C18:2 Octadecadienoic (Linoleic)	%	0.38	0.30	0.18	0.23	0.34	0.29	0.37	0.35	0.25	0.18	0.50	0.27	0.25	0.31	0.40	0.17	0.24	0.44	0.45	0.24	0.29	0.12	0.15	0.23
C18:3 Octadecatrienoic (Linolenic)	%	0.01	<0.01	<0.01	<0.01	0.01	<0.01	0.01	0.01	<0.01	<0.01	0.02	<0.01	<0.01	0.01	0.01	<0.01	<0.01	0.02	0.02	<0.01	0.01	<0.01	<0.01	<0.01
C18:4 Octadecatetraenoic	%	<0.01	<0.01	<0.01	<0.01	<0.01	0.01	0.01	0.01	<0.01	<0.01	<0.01	<0.01	<0.01	<0.01	<0.01	<0.01	<0.01	<0.01	<0.01	<0.01	<0.01	<0.01	<0.01	<0.01
C20:0 Eicosanoic (Arachidic)	%	0.02	0.02	0.02	0.01	0.01	0.02	0.02	0.02	0.02	0.01	0.03	0.02	<0.01	0.01	0.02	<0.01	0.02	0.02	0.01	<0.01	0.01	<0.01	<0.01	0.01
C20:1 Eicosenoic (Gadoleic)	%	0.15	0.14	0.09	0.09	0.15	0.19	0.20	0.19	0.11	0.10	0.20	0.11	0.07	0.10	0.20	0.07	0.17	0.11	0.11	0.09	0.08	0.05	0.05	0.10
C20:2 Eicosadienoic	%	0.02	0.01	<0.01	0.01	0.02	0.01	0.02	0.02	<0.01	<0.01	0.02	0.01	0.01	0.01	0.02	0.01	0.02	0.02	0.02	0.01	0.01	<0.01	<0.01	<0.01
C20:3 Eicosatrienoic	%	<0.01	<0.01	<0.01	<0.01	<0.01	<0.01	<0.01	<0.01	<0.01	<0.01	<0.01	<0.01	<0.01	<0.01	<0.01	<0.01	<0.01	<0.01	<0.01	<0.01	<0.01	<0.01	<0.01	<0.01
C20:4 Eicosatetraenoic (Arachidonic)	%	<0.01	<0.01	<0.01	<0.01	<0.01	<0.01	0.01	<0.01	<0.01	<0.01	0.01	<0.01	<0.01	<0.01	0.01	<0.01	0.01	<0.01	<0.01	<0.01	<0.01	<0.01	<0.01	<0.01
C20:5 Eicosapentaenoic	%	0.01	<0.01	<0.01	<0.01	0.01	<0.01	<0.01	<0.01	<0.01	<0.01	<0.01	<0.01	<0.01	<0.01	<0.01	0.01	<0.01	<0.01	<0.01	<0.01	<0.01	<0.01	<0.01	<0.01
C21:5 Heneicosapentaenoic	%	<0.01	<0.01	<0.01	<0.01	<0.01	<0.01	<0.01	<0.01	<0.01	<0.01	<0.01	<0.01	<0.01	<0.01	<0.01	<0.01	<0.01	<0.01	<0.01	<0.01	<0.01	<0.01	<0.01	<0.01
C22:0 Docosanoic (Behenic)	%	<0.01	<0.01	<0.01	<0.01	<0.01	<0.01	<0.01	<0.01	<0.01	<0.01	<0.01	<0.01	<0.01	<0.01	<0.01	<0.01	<0.01	<0.01	<0.01	<0.01	<0.01	<0.01	<0.01	<0.01
C22:1 Docosenoic (Erucic)	%	0.02	0.01	<0.01	<0.01	0.01	0.02	0.03	0.02	0.02	0.01	0.02	0.02	0.01	0.01	0.02	0.01	0.02	0.01	0.01	0.01	0.01	<0.01	<0.01	0.01
C22:2 Docosadienoic	%	<0.01	<0.01	<0.01	<0.01	<0.01	<0.01	<0.01	<0.01	<0.01	<0.01	<0.01	<0.01	<0.01	<0.01	<0.01	<0.01	<0.01	<0.01	<0.01	<0.01	<0.01	<0.01	<0.01	<0.01
C22:3 Docosatrienoic	%	<0.01	<0.01	<0.01	<0.01	<0.01	<0.01	<0.01	<0.01	<0.01	<0.01	<0.01	<0.01	<0.01	<0.01	<0.01	<0.01	<0.01	<0.01	<0.01	<0.01	<0.01	<0.01	<0.01	<0.01
C22:4 Docosatetraenoic	%	<0.01	<0.01	<0.01	<0.01	<0.01	<0.01	<0.01	<0.01	<0.01	<0.01	<0.01	<0.01	<0.01	<0.01	<0.01	<0.01	<0.01	<0.01	<0.01	<0.01	<0.01	<0.01	<0.01	<0.01
C22:5 Docosapentaenoic	%	<0.01	<0.01	<0.01	<0.01	<0.01	<0.01	<0.01	<0.01	<0.01	<0.01	<0.01	<0.01	<0.01	<0.01	<0.01	<0.01	<0.01	<0.01	<0.01	<0.01	<0.01	<0.01	<0.01	<0.01
C22:6 Docosahexaenoic	%	0.04	0.03	0.02	0.02	0.03	0.03	0.04	0.03	0.02	0.02	0.04	0.02	<0.01	0.01	0.04	0.01	0.03	0.02	0.02	0.02	0.02	<0.01	<0.01	0.02
C24:0 Tetracosanoic (Lignoceric)	%	<0.01	<0.01	<0.01	<0.01	<0.01	<0.01	<0.01	<0.01	<0.01	<0.01	<0.01	<0.01	<0.01	<0.01	<0.01	<0.01	<0.01	<0.01	<0.01	<0.01	<0.01	<0.01	<0.01	<0.01
C24:1 Tetracosenoic (Nervonic)	%	<0.01	<0.01	<0.01	<0.01	<0.01	<0.01	<0.01	<0.01	<0.01	<0.01	<0.01	<0.01	<0.01	<0.01	<0.01	<0.01	<0.01	<0.01	<0.01	<0.01	<0.01	<0.01	<0.01	<0.01
Iron	%	0.00055	0.00063	0.00088	0.00086	0.00058	0.00066	0.00058	0.00052	0.00055	0.00062	0.00066	0.00067	0.00058	0.00055	0.00045	0.00063	0.00085	0.00063	0.00061	0.00053	0.00064	0.00065	0.00059	0.00065
Niacin	mg/100 g	9.92	10.0	10.1	11.7	11.0	11.2	10.7	11.6	11.9	11.4	10.5	11.0	10.5	12.1	10.6	11.7	11.6	11.3	10.6	12.5	11.1	10.6	9.54	10.7
Phosphorus	%	0.20	0.21	0.23	0.22	0.22	0.22	0.21	0.22	0.22	0.22	0.22	0.22	0.20	0.22	0.16	0.22	0.21	0.21	0.20	0.21	0.21	0.22	0.21	0.21
Vitamin B12	mcg/100 g	1.22	1.06	1.06	1.16	1.11	1.07	0.947	1.06	1.01	1.23	1.03	1.03	1.29	1.07	0.911	1.54	0.737	0.952	2.20	1.65	1.04	1.03	1.00	0.968
Vitamin B6	mg/100 g	0.426	0.388	0.430	0.364	0.448	0.367	0.393	0.350	0.408	0.377	0.503	0.426	0.471	0.397	0.343	0.322	0.383	0.428	0.400	0.426	0.357	0.427	0.412	0.483
Zinc	%	0.0015	0.0015	0.0016	0.0015	0.0015	0.0016	0.0014	0.0015	0.0015	0.0015	0.0018	0.0016	0.0013	0.0016	0.0014	0.0013	0.0025	0.0016	0.0015	0.0015	0.0014	0.0018	0.0016	0.0016

SubtestDescription	Units	ME2005-004452 / 20043303 18-Jan-05	ME2005-004453 / 20043905 18-Jan-05	ME2005-004454 / 20043302 18-Jan-05	ME2005-004455 / 20044202 18-Jan-05	ME2005-004456 / 20043902 18-Jan-05	ME2005-004457 / 20043903 18-Jan-05	ME2005-004458 / 20043708 18-Jan-05	ME2005-004459 / 20043607 18-Jan-05	ME2005-004460 / 20043604 18-Jan-05	ME2005-004462 / 20043607 18-Jan-05	ME2005-004464 / 20043401 18-Jan-05	ME2005-004466 / 20043507 18-Jan-05	ME2005-004467 / 20043810 18-Jan-05	ME2005-004468 / 20043208 18-Jan-05	ME2005-004469 / 20043905 18-Jan-05	ME2005-004470 / 20043601 18-Jan-05	ME2005-004471 / 20043307 18-Jan-05	ME2005-004472 / 20043503 18-Jan-05	ME2005-004473 / 20043601 18-Jan-05	ME2005-004474 / 20043810 1 18-Jan-05	ME2005-004475 / 20043230 4 18-Jan-05	ME2005-004476 / 20043370 9 18-Jan-05	ME2005-004477 / 20043860 2 18-Jan-05	ME2005-004478 / 20043690 5 18-Jan-05
Alanine	%	1.43	1.51	1.31	1.34	1.32	1.31	1.39	1.44	1.36	1.42	1.43	1.33	1.32	1.37	1.41	1.44	1.40	1.35	1.42	1.44	1.42	1.37	1.31	1.52
Arginine	%	1.57	1.64	1.59	1.63	1.60	1.60	1.67	1.67	1.64	1.69	1.69	1.59	1.57	1.66	1.69	1.69	1.68	1.60	1.70	1.60	1.59	1.51	1.46	1.64
Aspartic Acid	%	2.43	2.50	2.29	2.31	2.28	2.30	2.37	2.38	2.29	2.28	2.37	2.26	2.20	2.41	2.47	2.51	2.46	2.26	2.43	2.35	2.40	2.30	2.21	2.51
Cystine	%	0.26	0.25	0.25	0.28	0.23	0.23	0.24	0.25	0.25	0.24	0.25	0.25	0.25	0.25	0.25	0.24	0.26	0.25	0.25	0.25	0.23	0.23	0.22	0.26
Glutamic Acid	%	3.83	3.98	3.70	3.74	3.70	3.78	3.85	3.84	3.70	3.73	3.82	3.71	3.59	3.90	3.94	4.05	4.00	3.68	4.00	3.84	3.90	3.64	3.58	4.03
Glycine	%	1.01	1.15	1.01	1.10	1.05	0.99	1.15	1.31	1.20	1.44	1.39	1.15	1.24	1.05	1.11	1.17	1.07	1.22	1.19	1.16	1.05	1.01	0.92	1.17
Histidine	%	0.99	1.03	1.00	0.99	0.99	0.97	1.04	1.04	1.03	0.99	1.04	0.96	0.94	1.05	1.12	1.05	1.09	0.96	1.01	0.93	0.95	1.03	0.88	1.01
Isoleucine	%	1.08	1.13	1.12	1.10	1.07	1.08	1.08	1.09	1.07	1.06	1.09	1.05	1.01	1.11	1.10	1.07	1.17	1.06	1.14	1.05	1.05	1.00	0.94	1.00
Leucine	%	1.96	2.02	1.91	1.93	1.89	1.92	1.95	1.92	1.89	1.87	1.95	1.89	1.80	1.99	2.02	2.04	2.06	1.87	2.02	1.93	1.96	1.91	1.82	2.02
Lysine, Total	%	2.12	2.20	2.12	2.14	2.11	2.12	2.17	2.11	2.11	2.06	2.15	2.12	2.01	2.21	2.24	2.26	2.28	2.08	2.27	2.05	2.10	1.96	1.89	2.16
Methionine	%	0.67	0.67	0.65	0.69	0.62	0.61	0.60	0.58	0.61	0.58	0.60	0.60	0.58	0.60	0.61	0.60	0.65	0.60	0.63	0.64	0.58	0.57	0.54	0.67
Phenylalanine	%	1.05	1.10	0.94	0.94	0.93	0.93	0.95	0.95	0.92	0.92	0.98	0.92	0.88	0.97	0.99	0.99	1.00	0.92	0.99	1.00	1.00	0.99	0.93	1.07
Proline	%	1.13	1.31	0.90	1.03	0.94	0.92	1.00	0.99	0.92	1.10	1.20	1.16	1.04	0.92	0.96	1.07	1.03	1.09	1.07	1.19	1.10	1.08	1.12	1.30
Serine	%	0.97	1.00	0.88	0.92	0.92	0.93	0.99	0.96	0.93	0.94	0.97	0.93	0.90	0.98	1.01	1.04	0.99	0.93	0.98	0.98	1.00	0.96	0.94	1.06
Threonine	%	1.13	1.15	1.11	1.12	1.10	1.12	1.14	1.15	1.09	1.09	1.12	1.09	1.05	1.17	1.21	1.24	1.20	1.08	1.18	1.07	1.11	1.05	1.01	1.15
Tyrosine	%	0.86	0.88	0.81	0.82	0.82	0.82	0.83	0.81	0.80	0.78	0.82	0.80	0.67	0.86	0.87	0.89	0.87	0.79	0.86	0.82	0.83	0.80	0.77	0.85
Valine	%	1.14	1.19	1.19	1.17	1.13	1.13	1.15	1.18	1.15	1.14	1.18	1.12	1.08	1.16	1.18	1.14	1.23	1.13	1.20	1.10	1.08	1.06	0.98	1.06
Calcium	%	0.0055	0.0039	0.0052	0.0049	0.0052	0.0052	0.0042	0.0043	0.0053	0.0052	0.0065	0.0056	0.0049	0.0055	0.0047	0.0057	0.0097	0.0063	0.0056	0.0077	0.0051	0.0050	0.0054	0.0048
Cholesterol	mg/100 g	56.9	61.7	53.9	57.3	54.8	60.0	58.8	59.2	55.8	53.3	53.3	52.3	62.7	51.8	58.4	53.8	57.1	52.3	53.5	51.6	53.9	50.7	58.2	56.6
C08:0 Octanoic (Caprylic)	%	<0.01	<0.01	<0.01	<0.01	<0.01	<0.01	<0.01	<0.01	<0.01	<0.01	<0.01	<0.01	<0.01	<0.01	<0.01	<0.01	<0.01	<0.01	<0.01	<0.01	<0.01	<0.01	<0.01	<0.01
C10:0 Decanoic (Capric)	%	<0.01	0.01	<0.01	<0.01	<0.01	0.01	0.01	0.01	0.01	<0.01	<0.01	<0.01	<0.01	<0.01	<0.01	<0.01	<0.01	<0.01	<0.01	<0.01	<0.01	<0.01	0.01	<0.01
C11:0 Undecanoic (Hendecanoic)	%	<0.01	<0.01	<0.01	<0.01	<0.01	<0.01	<0.01	<0.01	<0.01	<0.01	<0.01	<0.01	<0.01	<0.01	<0.01	<0.01	<0.01	<0.01	<0.01	<0.01	<0.01	<0.01	<0.01	<0.01
C12:0 Dodecanoic (Lauric)	%	<0.01	<0.01	<0.01	<0.01	<0.01	0.01	<0.01	<0.01	<0.01	<0.01	<0.01	<0.01	<0.01	<0.01	<0.01	<0.01	<0.01	<0.01	<0.01	<0.01	<0.01	<0.01	<0.01	<0.01
C14:0 Tetradecanoic (Myristic)	%	0.10	0.13	0.10	0.05	0.11	0.21	0.14	0.12	0.11	0.06	0.10	0.13	0.12	0.08	0.09	0.06	0.05	0.09	0.07	0.11	0.09	0.09	0.11	0.10
C14:1 Tetradecenoic (Myristoleic)	%	<0.01	<0.01	<0.01	<0.01	<0.01	<0.01	<0.01	<0.01	<0.01	<0.01	<0.01	<0.01	<0.01	<0.01	<0.01	<0.01	<0.01	<0.01	<0.01	<0.01	<0.01	<0.01	<0.01	<0.01
C15:0 Pentadecanoic	%	<0.01	<0.01	<0.01	<0.01	<0.01	<0.01	<0.01	<0.01	<0.01	<0.01	<0.01	<0.01	<0.01	<0.01	<0.01	<0.01	<0.01	<0.01	<0.01	<0.01	<0.01	<0.01	<0.01	<0.01
C15:1 Pentadecenoic	%	<0.01	<0.01	<0.01	<0.01	<0.01	<0.01	<0.01	<0.01	<0.01	<0.01	<0.01	<0.01	<0.01	<0.01	<0.01	<0.01	<0.01	<0.01	<0.01	<0.01	<0.01	<0.01	<0.01	<0.01
C16:0 Hexadecanoic (Palmitic)	%	1.56	2.14	1.79	0.90	1.64	3.42	2.17	2.04	1.88	1.09	1.49	2.10	1.95	1.38	1.69	1.00	0.88	1.37	1.15	2.05	1.38	1.50	2.06	1.63
C16:1 Hexadecenoic (Palmitoleic)	%	0.20	0.26	0.18	0.12	0.19	0.31	0.26	0.29	0.19	0.12	0.19	0.27	0.25	0.14	0.17	0.11	0.11	0.19	0.14	0.20	0.17	0.19	0.28	0.25
C17:0 Heptadecanoic (Margaric)	%	<0.01	0.01	0.01	<0.01	<0.01	0.02	<0.01	<0.01	0.01	<0.01	<0.01	<0.01	<0.01	<0.01	<0.01	<0.01	<0.01	<0.01	<0.01	0.01	<0.01	<0.01	0.01	<0.01
C17:1 Heptadecenoic Margaroleic	%	<0.01	0.01	0.01	<0.01	<0.01	0.01	<0.01	<0.01	0.01	<0.01	<0.01	<0.01	<0.01	<0.01	<0.01	<0.01	<0.01	<0.01	<0.01	<0.01	<0.01	<0.01	0.01	<0.01
C18:0 Octadecanoic (Stearic)	%	0.73	1.02	0.93	0.43	0.82	1.75	1.01	0.93	0.98	0.58	0.68	0.90	0.88	0.68	0.86	0.50	0.39	0.63	0.49	1.06	0.62	0.72	0.97	0.63
C18:1 Octadecenoic (Oleic)	%	2.62	3.44	2.95	1.52	2.45	4.78	3.43	3.55	3.23	1.93	2.32	3.27	3.23	2.08	2.80	1.73	1.55	2.13	1.92	3.15	2.22	2.47	3.41	2.95
C18:2 Octadecadienoic (Linoleic)	%	0.29	0.34	0.29	0.19	0.29	0.43	0.26	0.29	0.34	0.25	0.28	0.26	0.30	0.27	0.30	0.18	0.13	0.17	0.15	0.30	0.29	0.28	0.42	0.32
C18:3 Octadecatrienoic (Linolenic)	%	<0.01	0.01	<0.01	<0.01	<0.01	0.01	<0.01	0.01	0.01	<0.01	<0.01	<0.01	0.01	<0.01	<0.01	<0.01	<0.01	<0.01	<0.01	<0.01	<0.01	<0.01	0.01	0.01
C18:4 Octadecatetraenoic	%	<0.01	<0.01	<0.01	<0.01	<0.01	<0.01	<0.01	<0.01	<0.01	<0.01	<0.01	0.01	<0.01	<0.01	<0.01	<0.01	<0.01	<0.01	<0.01	<0.01	<0.01	<0.01	0.01	<0.01
C20:0 Eicosanoic (Arachidic)	%	0.01	0.02	0.02	<0.01	0.01	0.03	0.02	0.01	0.02	<0.01	0.01	0.02	0.01	0.01	0.02	0.01	0.01	0.01	0.01	0.02	0.01	0.01	0.02	0.02
C20:1 Eicosenoic (Gadoleic)	%	0.09	0.15	0.14	0.06	0.09	0.26	0.17	0.10	0.15	0.07	0.12	0.20	0.11	0.08	0.13	0.09	0.09	0.11	0.12	0.18	0.09	0.09	0.16	0.12
C20:2 Eicosadienoic	%	0.01	0.02	0.01	<0.01	0.01	0.02	0.01	0.01	0.02	0.01	0.01	0.01	0.01	0.01	0.01	<0.01	<0.01	<0.01	<0.01	0.01	0.01	0.01	0.02	0.01
C20:3 Eicosatrienoic	%	<0.01	<0.01	<0.01	<0.01	<0.01	<0.01	<0.01	<0.01	<0.01	<0.01	<0.01	<0.01	<0.01	<0.01	<0.01	<0.01	<0.01	<0.01	<0.01	<0.01	<0.01	<0.01	<0.01	<0.01
C20:4 Eicosatetraenoic (Arachidonic)	%	<0.01	<0.01	<0.01	<0.01	<0.01	<0.01	<0.01	<0.01	<0.01	<0.01	<0.01	<0.01	<0.01	<0.01	<0.01	<0.01	<0.01	<0.01	<0.01	<0.01	<0.01	<0.01	<0.01	<0.01
C20:5 Eicosapentaenoic	%	<0.01	<0.01	<0.01	<0.01	<0.01	<0.01	<0.01	<0.01	<0.01	<0.01	<0.01	<0.01	<0.01	<0.01	<0.01	<0.01	<0.01	<0.01	<0.01	<0.01	<0.01	<0.01	<0.01	<0.01
C21:5 Heneicosapentaenoic	%	<0.01	<0.01	<0.01	<0.01	<0.01	<0.01	<0.01	<0.01	<0.01	<0.01	<0.01	<0.01	<0.01	<0.01	<0.01	<0.01	<0.01	<0.01	<0.01	<0.01	<0.01	<0.01	<0.01	<0.01
C22:0 Docosanoic (Behenic)	%	<0.01	<0.01	<0.01	<0.01	<0.01	<0.01	<0.01	<0.01	<0.01	<0.01	<0.01	<0.01	<0.01	<0.01	<0.01	<0.01	<0.01	<0.01	<0.01	<0.01	<0.01	<0.01	<0.01	<0.01
C22:1 Docosenoic (Erucic)	%	<0.01	0.02	0.02	<0.01	0.01	0.02	0.01	<0.01	0.02	<0.01	0.02	0.02	0.01	0.01	0.02	0.01	<0.01	0.01	0.01	0.02	0.01	0.01	0.02	0.01
C22:2 Docosadienoic	%	<0.01	<0.01	<0.01	<0.01	<0.01	<0.01	<0.01	<0.01	<0.01	<0.01	<0.01	<0.01	<0.01	<0.01	<0.01	<0.01	<0.01	<0.01	<0.01	<0.01	<0.01	<0.01	<0.01	<0.01
C22:3 Docosatrienoic	%	<0.01	<0.01	<0.01	<0.01	<0.01	<0.01	<0.01	<0.01	<0.01	<0.01	<0.01	<0.01	<0.01	<0.01	<0.01	<0.01	<0.01	<0.01	<0.01	<0.01	<0.01	<0.01	<0.01	<0.01
C22:4 Docosatetraenoic	%	<0.01	<0.01	<0.01	<0.01	<0.01	<0.01	<0.01	<0.01	<0.01	<0.01	<0.01	<0.01	<0.01	<0.01	<0.01	<0.01	<0.01	<0.01	<0.01	<0.01	<0.01	<0.01	<0.01	<0.01
C22:5 Docosapentaenoic	%	<0.01	<0.01	<0.01	<0.01	<0.01	<0.01	<0.01	<0.01	<0.01	<0.01	<0.01	<0.01	<0.01	<0.01	<0.01	<0.01	<0.01	<0.01	<0.01	<0.01	<0.01	<0.01	<0.01	<0.01
C22:6 Docosahexaenoic	%	0.02	0.03	0.03	<0.01	0.02	0.04	0.04	0.02	0.03	0.01	0.01	0.04	0.02	0.01	0.02	0.01	0.01	0.02	0.02	0.03	0.02	0.02	0.03	0.02
C24:0 Tetracosanoic (Lignoceric)	%	<0.01	<0.01	<0.01	<0.01	<0.01	<0.01	<0.01	<0.01	<0.01	<0.01	<0.01	<0.01	<0.01	<0.01	<0.01	<0.01	<0.01	<0.01	<0.01	<0.01	<0.01	<0.01	<0.01	<0.01
C24:1 Tetracosenoic (Nervonic)	%	<0.01	<0.01	<0.01	<0.01	<0.01	<0.01	<0.01	<0.01	<0.01	<0.01	<0.01	<0.01	<0.01	<0.01	<0.01	<0.01	<0.01	<0.01	<0.01	<0.01	<0.01	<0.01	<0.01	<0.01
Iron	%	0.00062	0.00051	0.00066	0.00055	0.00067	0.00040	0.00058	0.00068	0.00052	0.00047	0.00060	0.00084	0.00054	0.00060	0.00067	0.00067	0.00071	0.00057	0.00059	0.00061	0.00097	0.00061	0.00096	0.00069
Niacin	mg/100 g	11.0	11.2	10.6	10.9	10.4	9.17	10.5	8.98	9.64	9.89	11.1	10.6	10.7	10.6	10.2	11.2	10.6	10.8	10.2	11.5	9.05	9.87	9.64	10.8
Phosphorus	%	0.21	0.21	0.21	0.20	0.20	0.20	0.22	0.22	0.20	0.21	0.22	0.20	0.20	0.21	0.22	0.22	0.21	0.21	0.21	0.21	0.21	0.22	0.21	0.22
Vitamin B12	mcg/100 g	1.03	1.15	1.03	0.954	0.907	1.37	1.31	1.08	1.16	0.963	1.48	1.05	0.916	1.37	0.891	0.934	0.996	0.933	0.889	1.13	1.02	0.746	1.40	1.27
Vitamin B6	mg/100 g	0.482	0.495	0.510	0.418	0.431	0.435	0.470	0.408	0.388	0.355	0.395	0.389	0.425	0.462	0.533	0.398	0.451	0.427	0.408	0.455	0.341	0.443	0.368	0.368
Zinc	%	0.0016	0.0013	0.0016	0.0016	0.0014	0.0011	0.0016	0.0015	0.0014	0.0017	0.0016	0.0016	0.0016	0.0017	0.0015	0.0013	0.0017	0.0016	0.0012	0.0017	0.0016	0.0016	0.0016	0.0012

SubtestDescription	Units	ME2005-004479 / 200432003 18-Jan-05	ME2005-004480 / 200437803 18-Jan-05	ME2005-004481 / 200434606 18-Jan-05	ME2005-004482 / 200438609 18-Jan-05	ME2005-004745 / 200431701 10-Jan-05	ME2005-004746 / 200433202 10-Jan-05	ME2005-005495 / 200441205 26-Jan-05	ME2005-005496 / 200441211 26-Jan-05	ME2005-005497 / 200441203 26-Jan-05	ME2005-005498 / 200441201 26-Jan-05	ME2005-005499 / 200438701 26-Jan-05	ME2005-005500 / 200441209 26-Jan-05	ME2005-005501 / 200439904 26-Jan-05	ME2005-005502 / 200441207 26-Jan-05	ME2005-005503 / 200436301 26-Jan-05	ME2005-005504 / 200439204 26-Jan-05	ME2005-005505 / 200434603 26-Jan-05	ME2005-005506 / 200434113 26-Jan-05	ME2005-005507 / 200438606 26-Jan-05	ME2005-005508 / 200436401 26-Jan-05	ME2005-005509 / 200434111 26-Jan-05	ME2005-005510 / 200438603 26-Jan-05	ME2005-005511 / 200433011 26-Jan-05	ME2005-005512 / 200439504 26-Jan-05
Alanine	%	1.44	1.30	1.47	1.42	1.44	1.35	1.40	1.33	1.38	1.42	1.40	1.38	1.41	1.35	1.46	1.56	1.37	1.52	1.43	1.50	1.50	1.39	1.51	1.49
Arginine	%	1.55	1.47	1.64	1.58	1.58	1.59	1.50	1.42	1.42	1.51	1.54	1.46	1.49	1.43	1.52	1.66	1.55	1.64	1.52	1.59	1.63	1.52	1.63	1.63
Aspartic Acid	%	2.45	2.22	2.47	2.29	2.50	2.39	2.38	2.26	2.24	2.30	2.45	2.34	2.39	2.27	2.48	2.56	2.00	2.50	2.31	2.46	2.45	2.30	2.45	2.44
Cystine	%	0.27	0.25	0.27	0.25	0.26	0.25	0.26	0.25	0.24	0.25	0.24	0.24	0.24	0.22	0.25	0.24	0.25	0.25	0.23	0.24	0.26	0.25	0.25	0.24
Glutamic Acid	%	3.83	3.59	4.03	3.73	3.95	3.74	3.74	3.49	3.43	3.64	3.79	3.69	3.77	3.48	3.84	4.03	3.43	3.96	3.62	3.89	3.84	3.62	3.81	3.82
Glycine	%	1.05	0.93	1.04	1.20	1.01	1.12	0.99	1.04	1.17	1.21	0.98	0.98	1.02	1.09	1.14	1.21	0.96	1.09	1.10	1.12	1.13	0.96	1.14	1.13
Histidine	%	1.02	0.92	1.01	0.91	0.98	0.94	0.92	0.95	0.90	0.93	1.00	0.94	0.97	0.92	1.00	0.99	0.97	1.00	0.94	0.88	1.00	0.97	1.03	1.01
Isoleucine	%	0.92	0.99	1.10	1.00	1.08	0.98	0.97	0.87	0.81	1.00	1.06	1.02	1.02	0.94	0.96	1.12	1.04	1.10	0.95	0.98	1.14	1.07	1.12	1.11
Leucine	%	1.95	1.84	2.05	1.88	2.03	1.92	1.95	1.80	1.76	1.89	2.00	1.94	1.96	1.82	1.98	2.10	1.95	2.08	1.87	2.00	2.04	1.93	2.05	2.03
Lysine, Total	%	2.04	1.95	2.18	1.98	2.18	2.04	2.03	1.88	1.85	2.01	2.07	2.05	2.05	1.90	2.08	2.23	1.97	2.12	1.92	2.01	2.06	1.98	2.06	2.05
Methionine	%	0.68	0.64	0.67	0.64	0.67	0.65	0.65	0.61	0.57	0.63	0.60	0.58	0.60	0.56	0.64	0.62	0.65	0.66	0.59	0.62	0.67	0.63	0.64	0.64
Phenylalanine	%	0.97	0.95	1.07	1.01	1.11	0.95	1.01	1.00	0.95	1.03	1.05	1.01	1.02	0.99	1.05	1.12	1.09	1.17	1.07	1.11	1.15	1.07	1.14	1.16
Proline	%	1.18	1.07	1.19	1.27	1.23	0.95	1.18	1.19	1.28	1.32	1.28	1.26	1.40	1.33	1.36	1.33	0.85	0.89	0.92	1.00	1.01	0.94	1.03	0.95
Serine	%	1.05	0.91	1.03	0.96	1.04	1.04	1.00	0.96	0.96	0.96	1.01	0.97	0.99	0.94	1.04	1.06	0.85	1.05	0.98	1.04	0.98	0.94	1.00	1.00
Threonine	%	1.10	1.03	1.14	1.04	1.14	1.07	1.08	1.02	0.99	1.03	1.10	1.06	1.09	1.03	1.12	1.11	0.93	1.13	1.03	1.10	1.08	1.02	1.09	1.10
Tyrosine	%	0.80	0.79	0.87	0.80	0.87	0.84	0.80	0.79	0.73	0.80	0.85	0.81	0.82	0.78	0.81	0.84	0.82	0.88	0.80	0.83	0.85	0.80	0.85	0.86
Valine	%	0.97	1.03	1.13	1.04	1.10	1.05	1.01	0.92	0.86	1.05	1.10	1.06	1.06	0.99	1.01	1.16	1.06	1.12	0.99	1.00	1.16	1.09	1.15	1.12
Calcium	%	0.0048	0.0046	0.0048	0.0050	0.0053	0.0084	0.0057	0.0053	0.0060	0.0045	0.0071	0.0052	0.0056	0.0044	0.0040	0.0041	0.0046	0.0053	0.0089	0.0097	0.0046	0.0048	0.0077	0.0042
Cholesterol	mg/100 g	56.7	55.5	56.3	60.5	62.4	62.1	56.6	66.8	56.9	58.3	62.3	59.9	64.6	60.6	57.9	65.7	53.9	61.5	59.9	55.7	58.2	64.1	59.2	59.3
C08:0 Octanoic (Caprylic)	%	<0.01	<0.01	<0.01	<0.01	<0.01	<0.01	<0.01	<0.01	<0.01	<0.01	<0.01	<0.01	<0.01	<0.01	<0.01	<0.01	<0.01	<0.01	<0.01	<0.01	<0.01	<0.01	<0.01	<0.01
C10:0 Decanoic (Capric)	%	<0.01	0.01	<0.01	0.01	<0.01	<0.01	<0.01	0.01	<0.01	<0.01	<0.01	0.01	0.01	0.01	<0.01	<0.01	<0.01	<0.01	<0.01	<0.01	<0.01	<0.01	<0.01	<0.01
C11:0 Undecanoic (Hendecanoic)	%	<0.01	<0.01	<0.01	<0.01	<0.01	<0.01	<0.01	<0.01	<0.01	<0.01	<0.01	<0.01	<0.01	<0.01	<0.01	<0.01	<0.01	<0.01	<0.01	<0.01	<0.01	<0.01	<0.01	<0.01
C12:0 Dodecanoic (Lauric)	%	<0.01	<0.01	<0.01	<0.01	<0.01	<0.01	<0.01	<0.01	<0.01	<0.01	<0.01	<0.01	<0.01	<0.01	<0.01	<0.01	<0.01	<0.01	<0.01	<0.01	<0.01	<0.01	<0.01	<0.01
C14:0 Tetradecanoic (Myristic)	%	0.07	0.16	0.07	0.12	0.10	0.09	0.11	0.13	0.11	0.05	0.09	0.11	0.12	0.11	0.08	0.07	0.07	0.05	0.10	0.05	0.05	0.07	0.07	0.07
C14:1 Tetradecenoic (Myristoleic)	%	<0.01	<0.01	<0.01	<0.01	<0.01	<0.01	<0.01	<0.01	<0.01	<0.01	<0.01	<0.01	<0.01	<0.01	<0.01	<0.01	<0.01	<0.01	<0.01	<0.01	<0.01	<0.01	<0.01	<0.01
C15:0 Pentadecanoic	%	<0.01	<0.01	<0.01	<0.01	<0.01	<0.01	<0.01	<0.01	<0.01	<0.01	<0.01	<0.01	<0.01	<0.01	<0.01	<0.01	<0.01	<0.01	<0.01	<0.01	<0.01	<0.01	<0.01	<0.01
C15:1 Pentadecenoic	%	<0.01	<0.01	<0.01	<0.01	<0.01	<0.01	<0.01	<0.01	<0.01	<0.01	<0.01	<0.01	<0.01	<0.01	<0.01	<0.01	<0.01	<0.01	<0.01	<0.01	<0.01	<0.01	<0.01	<0.01
C16:0 Hexadecanoic (Palmitic)	%	1.15	2.83	1.18	2.26	1.54	1.34	1.78	2.41	1.93	0.83	1.61	1.94	1.98	2.01	1.39	1.08	1.11	0.88	1.89	0.89	0.92	1.31	1.15	1.31
C16:1 Hexadecenoic (Palmitoleic)	%	0.13	0.32	0.15	0.32	0.18	0.23	0.17	0.22	0.20	0.10	0.17	0.19	0.23	0.26	0.15	0.11	0.11	0.12	0.26	0.13	0.13	0.17	0.16	0.17
C17:0 Heptadecanoic (Margaric)	%	<0.01	0.01	<0.01	0.01	<0.01	<0.01	0.01	0.01	<0.01	<0.01	<0.01	0.01	0.01	<0.01	<0.01	<0.01	<0.01	<0.01	<0.01	<0.01	<0.01	<0.01	<0.01	<0.01
C17:1 Heptadecenoic Margaroleic	%	<0.01	0.01	<0.01	0.01	<0.01	<0.01	<0.01	<0.01	<0.01	<0.01	<0.01	0.01	0.01	<0.01	<0.01	<0.01	<0.01	<0.01	0.01	<0.01	<0.01	<0.01	<0.01	<0.01
C18:0 Octadecanoic (Stearic)	%	0.56	1.37	0.54	1.03	0.73	0.51	0.93	1.26	0.99	0.41	0.83	0.99	0.93	0.95	0.72	0.60	0.61	0.41	0.88	0.41	0.43	0.60	0.51	0.60
C18:1 Octadecenoic (Oleic)	%	2.03	4.79	1.98	3.95	2.56	2.40	2.43	3.26	3.05	1.38	2.48	3.12	3.01	3.31	2.28	1.92	1.92	1.57	3.35	1.72	1.61	2.34	2.07	2.28
C18:2 Octadecadienoic (Linoleic)	%	0.25	0.56	0.24	0.40	0.32	0.27	0.25	0.30	0.37	0.24	0.37	0.38	0.34	0.43	0.35	0.37	0.34	0.19	0.41	0.31	0.20	0.37	0.25	0.34
C18:3 Octadecatrienoic (Linolenic)	%	<0.01	0.02	<0.01	0.02	<0.01	<0.01	<0.01	0.01	0.01	0.01	0.01	0.01	0.01	0.01	0.01	0.02	0.01	<0.01	0.02	0.01	<0.01	0.02	<0.01	0.01
C18:4 Octadecatetraenoic	%	<0.01	0.01	<0.01	<0.01	<0.01	<0.01	<0.01	0.02	<0.01	<0.01	<0.01	<0.01	<0.01	<0.01	<0.01	<0.01	<0.01	<0.01	<0.01	<0.01	<0.01	<0.01	<0.01	<0.01
C20:0 Eicosanoic (Arachidic)	%	0.01	0.02	0.01	0.01	0.01	0.01	0.02	0.02	0.02	<0.01	0.02	0.02	0.02	0.02	0.01	<0.01	0.01	<0.01	0.01	<0.01	<0.01	<0.01	<0.01	<0.01
C20:1 Eicosenoic (Gadoleic)	%	0.10	0.19	0.08	0.11	0.10	0.07	0.12	0.21	0.12	0.03	0.13	0.13	0.12	0.12	0.10	0.06	0.07	0.06	0.10	0.05	0.04	0.06	0.07	0.07
C20:2 Eicosadienoic	%	0.01	0.03	0.01	0.01	0.01	0.01	0.01	0.01	0.02	0.01	0.02	0.02	0.01	0.02	0.02	0.02	0.02	<0.01	0.02	0.01	<0.01	0.02	0.01	0.02
C20:3 Eicosatrienoic	%	<0.01	<0.01	<0.01	<0.01	<0.01	<0.01	<0.01	<0.01	<0.01	<0.01	<0.01	<0.01	<0.01	<0.01	<0.01	<0.01	<0.01	<0.01	<0.01	<0.01	<0.01	<0.01	<0.01	<0.01
C20:4 Eicosatetraenoic (Arachidonic)	%	<0.01	<0.01	<0.01	<0.01	<0.01	<0.01	<0.01	<0.01	<0.01	<0.01	<0.01	<0.01	<0.01	<0.01	<0.01	<0.01	<0.01	<0.01	<0.01	<0.01	<0.01	<0.01	<0.01	<0.01
C20:5 Eicosapentaenoic	%	<0.01	<0.01	<0.01	<0.01	<0.01	<0.01	<0.01	<0.01	<0.01	<0.01	<0.01	<0.01	<0.01	<0.01	<0.01	<0.01	<0.01	<0.01	<0.01	<0.01	<0.01	<0.01	<0.01	<0.01
C21:5 Heneicosapentaenoic	%	<0.01	<0.01	<0.01	<0.01	<0.01	<0.01	<0.01	<0.01	<0.01	<0.01	<0.01	<0.01	<0.01	<0.01	<0.01	<0.01	<0.01	<0.01	<0.01	<0.01	<0.01	<0.01	<0.01	<0.01
C22:0 Docosanoic (Behenic)	%	<0.01	<0.01	<0.01	<0.01	<0.01	<0.01	<0.01	<0.01	<0.01	<0.01	<0.01	<0.01	<0.01	<0.01	<0.01	<0.01	<0.01	<0.01	<0.01	<0.01	<0.01	<0.01	<0.01	<0.01
C22:1 Docosenoic (Erucic)	%	0.01	0.02	0.01	0.01	0.01	<0.01	<0.01	0.02	0.01	<0.01	0.02	0.02	0.02	0.02	0.02	<0.01	0.01	<0.01	0.01	<0.01	<0.01	<0.01	<0.01	<0.01
C22:2 Docosadienoic	%	<0.01	<0.01	<0.01	<0.01	<0.01	<0.01	<0.01	<0.01	<0.01	<0.01	<0.01	<0.01	<0.01	<0.01	<0.01	<0.01	<0.01	<0.01	<0.01	<0.01	<0.01	<0.01	<0.01	<0.01
C22:3 Docosatrienoic	%	<0.01	<0.01	<0.01	<0.01	<0.01	<0.01	<0.01	<0.01	<0.01	<0.01	<0.01	<0.01	<0.01	<0.01	<0.01	<0.01	<0.01	<0.01	<0.01	<0.01	<0.01	<0.01	<0.01	<0.01
C22:4 Docosatetraenoic	%	<0.01	<0.01	<0.01	<0.01	<0.01	<0.01	<0.01	<0.01	<0.01	<0.01	<0.01	<0.01	<0.01	<0.01	<0.01	<0.01	<0.01	<0.01	<0.01	<0.01	<0.01	<0.01	<0.01	<0.01
C22:5 Docosapentaenoic	%	<0.01	<0.01	<0.01	<0.01	<0.01	<0.01	<0.01	<0.01	<0.01	<0.01	<0.01	<0.01	<0.01	<0.01	<0.01	<0.01	<0.01	<0.01	<0.01	<0.01	<0.01	<0.01	<0.01	<0.01
C22:6 Docosahexaenoic	%	0.02	0.03	0.02	0.02	0.02	0.01	0.03	0.06	0.03	<0.01	0.02	0.03	0.03	0.03	0.02	<0.01	0.02	<0.01	0.02	<0.01	<0.01	<0.01	<0.01	<0.01
C24:0 Tetracosanoic (Lignoceric)	%	<0.01	<0.01	<0.01	<0.01	<0.01	<0.01	<0.01	<0.01	<0.01	<0.01	<0.01	<0.01	<0.01	<0.01	<0.01	<0.01	<0.01	<0.01	<0.01	<0.01	<0.01	<0.01	<0.01	<0.01
C24:1 Tetracosenoic (Nervonic)	%	<0.01	<0.01	<0.01	<0.01	<0.01	<0.01	<0.01	<0.01	<0.01	<0.01	<0.01	<0.01	<0.01	<0.01	<0.01	<0.01	<0.01	<0.01	<0.01	<0.01	<0.01	<0.01	<0.01	<0.01
Iron	%	0.00070	0.00066	0.00056	0.00081	0.0057	0.00048	0.00055	0.00061	0.00052	0.00052	0.00055	0.00062	0.00058	0.00055	0.00056	0.00059	0.00069	0.00078	0.00076	0.00062	0.00063	0.00053	0.00062	0.0013
Niacin	mg/100 g	11.3	11.2	12.0	11.4	9.29	11.2	12.4	12.2	11.3	11.2	11.8	10.9	10.2	11.8	10.7	11.9	11.7	10.6	12.3	11.9	12.2	10.9	12.4	11.6
Phosphorus	%	0.21	0.21	0.21	0.20	0.22	0.22	0.21	0.20	0.20	0.21	0.20	0.20	0.21	0.20	0.20	0.21	0.21	0.22	0.20	0.21	0.22	0.20	0.21	0.20
Vitamin B12	mcg/100 g	0.918	1.20	1.18	1.50	0.887	0.891	0.692	0.831	1.11	0.692	0.841	0.821	0.783	0.972	0.947	1.09	0.866	0.768	1.02	0.806	0.887	1.00	1.04	1.02
Vitamin B6	mg/100 g	0.378	0.495	0.413	0.299	0.365	0.408	0.552	0.581	0.586	0.521	0.459	0.543	0.538	0.479	0.420	0.453	0.423	0.423	0.361	0.369	0.468	0.427	0.448	0.461
Zinc	%	0.0016	0.0016	0.0016	0.0015	0.0015	0.0013	0.0016	0.0017	0.0014	0.0016	0.0016	0.0015	0.0017	0.0013	0.0013	0.0015	0.0016	0.0020	0.0017	0.0019	0.0018	0.0015	0.0017	0.0014

SubtestDescription	Units	ME2005-005513 / 200437402 26-Jan-05	ME2005-005514 / 200439501 26-Jan-05	ME2005-005515 / 200436008 26-Jan-05	ME2005-005516 / 200438605 26-Jan-05	ME2005-005517 / 200434605 26-Jan-05	ME2005-005518 / 200436003 26-Jan-05	ME2005-005519 / 200437509 26-Jan-05	ME2005-005520 / 200432506 26-Jan-05	ME2005-005521 / 200433204 26-Jan-05	ME2005-005522 / 200436612 26-Jan-05	ME2005-005523 / 200434604 2-Feb-05	ME2005-005524 / 200438604 2-Feb-05	ME2005-005525 / 200434105 2-Feb-05	ME2005-005526 / 200437401 2-Feb-05	ME2005-005527 / 200432306 2-Feb-05	ME2005-005528 / 200433708 2-Feb-05	ME2005-005529 / 200438102 2-Feb-05	ME2005-005530 / 200436403 2-Feb-05	ME2005-005531 / 200438705 20-Jan-05	ME2005-005532 / 200433401 20-Jan-05	ME2005-005533 / 200431803 20-Jan-05	ME2005-005534 / 200438709 20-Jan-05	ME2005-005535 / 200430507 20-Jan-05	ME2005-005536 / 200434805 20-Jan-05
Alanine	%	1.43	1.45	1.56	1.41	1.59	1.57	1.92	1.58	1.67	1.37	1.22	1.24	1.31	1.25	1.33	1.24	1.24	1.25	1.24	1.29	1.30	1.23	1.27	1.24
Arginine	%	1.49	1.59	1.64	1.64	1.88	1.84	2.30	1.89	1.99	1.62	1.39	1.43	1.53	1.45	1.49	1.42	1.42	1.41	1.42	1.48	1.51	1.43	1.51	1.46
Aspartic Acid	%	2.13	2.43	2.40	2.40	2.66	2.56	3.33	2.69	2.87	2.42	2.06	2.07	2.18	2.02	2.16	2.06	2.10	2.00	2.08	2.13	2.13	2.05	2.10	2.02
Cystine	%	0.23	0.23	0.26	0.24	0.26	0.24	0.26	0.26	0.27	0.26	0.25	0.26	0.27	0.25	0.24	0.25	0.25	0.25	0.24	0.28	0.26	0.24	0.25	0.25
Glutamic Acid	%	3.29	3.78	3.72	3.84	4.26	4.15	5.31	4.33	4.58	3.82	3.38	3.34	3.61	3.34	3.50	3.41	3.47	3.37	3.44	3.54	3.55	3.41	3.47	3.33
Glycine	%	1.39	0.98	1.43	1.15	1.37	1.46	1.50	1.35	1.35	1.08	0.87	1.06	0.98	1.05	1.11	0.95	0.88	1.03	0.91	1.01	1.04	0.94	1.01	0.99
Histidine	%	0.86	1.00	0.96	1.10	1.25	1.09	1.65	1.16	1.34	1.09	0.90	0.94	0.97	0.89	0.99	0.90	0.91	0.80	0.94	0.95	0.95	0.86	0.98	0.95
Isoleucine	%	0.92	1.07	1.01	1.00	1.27	1.22	1.58	1.27	1.35	1.08	0.87	0.92	1.01	0.93	0.99	0.98	0.93	0.92	0.97	0.99	1.00	0.98	1.02	0.99
Leucine	%	1.72	2.03	1.95	1.95	2.22	2.12	2.80	2.24	2.40	2.00	1.72	1.71	1.84	1.70	1.81	1.75	1.76	1.70	1.77	1.81	1.81	1.75	1.80	1.73
Lysine, Total	%	1.74	2.04	1.97	2.18	2.45	2.38	3.19	2.54	2.70	2.14	1.88	1.89	2.04	1.85	1.95	1.94	1.95	1.88	1.96	1.97	2.00	1.93	1.96	1.93
Methionine	%	0.60	0.58	0.66	0.58	0.66	0.63	0.68	0.66	0.69	0.64	0.59	0.63	0.67	0.62	0.59	0.62	0.61	0.61	0.61	0.71	0.65	0.60	0.60	0.66
Phenylalanine	%	0.98	1.13	1.07	0.95	1.09	1.04	1.38	1.11	1.17	0.98	0.84	0.85	0.89	0.84	0.86	0.86	0.86	0.84	0.85	0.86	0.92	0.87	0.91	0.86
Proline	%	1.02	0.88	1.11	1.06	1.27	1.01	1.49	1.42	1.37	0.98	0.88	0.92	0.96	1.05	1.04	0.94	0.93	1.03	0.94	1.00	1.08	1.00	1.07	1.05
Serine	%	0.91	0.99	1.02	1.01	1.09	1.05	1.33	1.10	1.18	1.05	0.89	0.88	0.92	0.85	0.91	0.87	0.90	0.85	0.88	0.91	0.90	0.86	0.87	0.85
Threonine	%	0.92	1.09	1.05	1.16	1.26	1.20	1.61	1.27	1.37	1.06	0.97	0.98	1.05	0.97	1.02	0.97	1.00	0.96	0.99	1.00	1.00	0.99	0.99	0.95
Tyrosine	%	0.71	0.86	0.79	0.85	0.94	0.90	1.19	0.96	1.02	0.87	0.76	0.73	0.80	0.75	0.77	0.75	0.78	0.74	0.76	0.78	0.81	0.77	0.80	0.75
Valine	%	0.99	1.10	1.06	1.08	1.36	1.31	1.70	1.37	1.44	1.16	0.93	0.97	1.06	0.99	1.08	1.04	0.98	0.98	1.03	1.08	1.09	1.05	1.10	1.06
Calcium	%	0.0049	0.0072	0.0046	0.0044	0.0041	0.0044	0.0042	0.0041	0.0048	0.0047	0.0049	0.0054	0.0048	0.0076	0.0045	0.0048	0.0050	0.0049	0.0040	0.0045	0.0063	0.0044	0.0042	0.0044
Cholesterol	mg/100 g	60.0	54.4	57.4	64.2	57.3	55.5	58.6	60.3	61.7	61.5	59.3	60.2	59.3	63.2	60.6	65.7	60.1	65.3	68.9	59.7	61.4	60.6	62.7	59.8
C08:0 Octanoic (Caprylic)	%	<0.01	<0.01	<0.01	<0.01	<0.01	<0.01	<0.01	<0.01	<0.01	<0.01	<0.01	<0.01	<0.01	<0.01	<0.01	<0.01	<0.01	<0.01	<0.01	<0.01	<0.01	<0.01	<0.01	<0.01
C10:0 Decanoic (Capric)	%	0.01	<0.01	<0.01	<0.01	<0.01	<0.01	<0.01	<0.01	<0.01	<0.01	<0.01	<0.01	<0.01	0.01	<0.01	<0.01	<0.01	<0.01	<0.01	<0.01	<0.01	<0.01	<0.01	0.01
C11:0 Undecanoic (Hendecanoic)	%	<0.01	<0.01	<0.01	<0.01	<0.01	<0.01	<0.01	<0.01	<0.01	<0.01	<0.01	<0.01	<0.01	<0.01	<0.01	<0.01	<0.01	<0.01	<0.01	<0.01	<0.01	<0.01	<0.01	<0.01
C12:0 Dodecanoic (Lauric)	%	<0.01	<0.01	<0.01	<0.01	<0.01	<0.01	<0.01	<0.01	<0.01	<0.01	<0.01	<0.01	<0.01	<0.01	<0.01	<0.01	<0.01	<0.01	<0.01	<0.01	<0.01	<0.01	<0.01	<0.01
C14:0 Tetradecanoic (Myristic)	%	0.14	0.04	0.05	0.09	0.06	0.08	0.08	0.08	0.08	0.06	0.06	0.06	0.07	0.11	0.08	0.08	0.09	0.07	0.07	0.03	0.06	0.11	0.09	0.13
C14:1 Tetradecenoic (Myristoleic)	%	<0.01	<0.01	<0.01	<0.01	<0.01	<0.01	<0.01	<0.01	<0.01	<0.01	<0.01	<0.01	<0.01	<0.01	<0.01	<0.01	<0.01	<0.01	<0.01	<0.01	<0.01	<0.01	<0.01	<0.01
C15:0 Pentadecanoic	%	<0.01	<0.01	<0.01	<0.01	<0.01	<0.01	<0.01	<0.01	<0.01	<0.01	<0.01	<0.01	<0.01	<0.01	<0.01	<0.01	<0.01	<0.01	<0.01	<0.01	<0.01	<0.01	<0.01	<0.01
C15:1 Pentadecenoic	%	<0.01	<0.01	<0.01	<0.01	<0.01	<0.01	<0.01	<0.01	<0.01	<0.01	<0.01	<0.01	<0.01	<0.01	<0.01	<0.01	<0.01	<0.01	<0.01	<0.01	<0.01	<0.01	<0.01	<0.01
C16:0 Hexadecanoic (Palmitic)	%	2.48	0.80	0.77	1.41	1.10	1.17	1.20	1.29	1.31	1.17	0.96	1.00	1.09	1.97	1.32	1.24	1.57	1.04	1.11	0.53	1.04	1.85	1.60	1.97
C16:1 Hexadecenoic (Palmitoleic)	%	0.31	0.09	0.10	0.19	0.12	0.14	0.18	0.19	0.15	0.14	0.10	0.13	0.13	0.26	0.16	0.17	0.16	0.15	0.15	0.09	0.13	0.20	0.17	0.25
C17:0 Heptadecanoic (Margaric)	%	0.01	<0.01	<0.01	<0.01	<0.01	<0.01	<0.01	<0.01	<0.01	<0.01	<0.01	<0.01	<0.01	<0.01	<0.01	<0.01	<0.01	<0.01	<0.01	<0.01	<0.01	0.01	0.01	0.01
C17:1 Heptadecenoic Margaroleic	%	0.01	<0.01	<0.01	<0.01	<0.01	<0.01	<0.01	<0.01	<0.01	<0.01	<0.01	<0.01	<0.01	<0.01	<0.01	<0.01	<0.01	<0.01	<0.01	<0.01	<0.01	0.01	0.01	0.01
C18:0 Octadecanoic (Stearic)	%	1.20	0.42	0.35	0.65	0.56	0.58	0.48	0.56	0.62	0.63	0.51	0.51	0.52	0.90	0.62	0.62	0.84	0.47	0.51	0.21	0.49	0.90	0.75	0.92
C18:1 Octadecenoic (Oleic)	%	3.93	1.40	1.36	2.29	2.18	1.86	2.15	2.24	2.06	2.12	1.87	1.73	1.85	3.36	2.22	2.05	2.53	1.85	1.95	1.07	1.84	3.06	2.63	3.11
C18:2 Octadecadienoic (Linoleic)	%	0.53	0.21	0.20	0.35	0.30	0.29	0.36	0.24	0.27	0.36	0.29	0.27	0.23	0.39	0.31	0.38	0.31	0.34	0.28	0.17	0.33	0.50	0.34	0.36
C18:3 Octadecatrienoic (Linolenic)	%	0.02	<0.01	<0.01	0.01	0.01	0.01	0.02	<0.01	<0.01	0.02	0.01	0.01	<0.01	0.02	0.01	0.02	0.01	0.01	0.01	<0.01	0.01	0.02	0.01	0.01
C18:4 Octadecatetraenoic	%	<0.01	<0.01	<0.01	<0.01	<0.01	<0.01	<0.01	<0.01	<0.01	<0.01	<0.01	<0.01	<0.01	<0.01	0.01	<0.01	<0.01	<0.01	<0.01	<0.01	<0.01	<0.01	0.01	<0.01
C20:0 Eicosanoic (Arachidic)	%	0.02	<0.01	<0.01	<0.01	0.01	0.01	<0.01	<0.01	0.01	<0.01	0.01	<0.01	<0.01	0.01	0.01	<0.01	0.01	<0.01	<0.01	<0.01	<0.01	0.01	0.01	0.01
C20:1 Eicosenoic (Gadoleic)	%	0.10	0.04	0.05	0.08	0.08	0.09	0.07	0.06	0.10	0.06	0.09	0.06	0.07	0.09	0.12	0.06	0.08	0.08	0.07	0.02	0.05	0.10	0.12	0.12
C20:2 Eicosadienoic	%	0.02	0.01	<0.01	0.01	0.02	0.01	0.02	<0.01	0.01	0.02	0.02	0.01	<0.01	0.02	0.01	0.02	0.01	0.02	0.01	<0.01	0.01	0.02	0.02	0.02
C20:3 Eicosatrienoic	%	<0.01	<0.01	<0.01	<0.01	<0.01	<0.01	<0.01	<0.01	<0.01	<0.01	<0.01	<0.01	<0.01	<0.01	<0.01	<0.01	<0.01	<0.01	<0.01	<0.01	<0.01	<0.01	<0.01	<0.01
C20:4 Eicosatetraenoic (Arachidonic)	%	<0.01	<0.01	<0.01	<0.01	<0.01	<0.01	<0.01	<0.01	<0.01	<0.01	<0.01	<0.01	<0.01	<0.01	<0.01	<0.01	<0.01	<0.01	<0.01	<0.01	<0.01	<0.01	<0.01	<0.01
C20:5 Eicosapentaenoic	%	<0.01	<0.01	<0.01	<0.01	<0.01	<0.01	<0.01	<0.01	<0.01	<0.01	<0.01	<0.01	<0.01	<0.01	<0.01	<0.01	<0.01	<0.01	<0.01	<0.01	<0.01	<0.01	<0.01	<0.01
C21:5 Heneicosapentaenoic	%	<0.01	<0.01	<0.01	<0.01	<0.01	<0.01	<0.01	<0.01	<0.01	<0.01	<0.01	<0.01	<0.01	<0.01	<0.01	<0.01	<0.01	<0.01	<0.01	<0.01	<0.01	<0.01	<0.01	<0.01
C22:0 Docosanoic (Behenic)	%	<0.01	<0.01	<0.01	<0.01	<0.01	<0.01	<0.01	<0.01	<0.01	<0.01	<0.01	<0.01	<0.01	<0.01	<0.01	<0.01	<0.01	<0.01	<0.01	<0.01	<0.01	<0.01	<0.01	<0.01
C22:1 Docosenoic (Erucic)	%	0.01	<0.01	<0.01	0.01	<0.01	0.01	<0.01	<0.01	0.01	<0.01	<0.01	<0.01	<0.01	0.01	0.01	<0.01	<0.01	0.01	<0.01	<0.01	<0.01	0.01	0.02	0.02
C22:2 Docosadienoic	%	<0.01	<0.01	<0.01	<0.01	<0.01	<0.01	<0.01	<0.01	<0.01	<0.01	<0.01	<0.01	<0.01	<0.01	<0.01	<0.01	<0.01	<0.01	<0.01	<0.01	<0.01	<0.01	<0.01	<0.01
C22:3 Docosatrienoic	%	<0.01	<0.01	<0.01	<0.01	<0.01	<0.01	<0.01	<0.01	<0.01	<0.01	<0.01	<0.01	<0.01	<0.01	<0.01	<0.01	<0.01	<0.01	<0.01	<0.01	<0.01	<0.01	<0.01	<0.01
C22:4 Docosatetraenoic	%	<0.01	<0.01	<0.01	<0.01	<0.01	<0.01	<0.01	<0.01	<0.01	<0.01	<0.01	<0.01	<0.01	<0.01	<0.01	<0.01	<0.01	<0.01	<0.01	<0.01	<0.01	<0.01	<0.01	<0.01
C22:5 Docosapentaenoic	%	<0.01	<0.01	<0.01	<0.01	<0.01	<0.01	<0.01	<0.01	<0.01	<0.01	<0.01	<0.01	<0.01	<0.01	<0.01	<0.01	<0.01	<0.01	<0.01	<0.01	<0.01	<0.01	<0.01	<0.01
C22:6 Docosahexaenoic	%	0.02	<0.01	<0.01	0.01	0.02	0.01	0.01	0.01	0.02	0.01	0.02	<0.01	0.01	0.02	0.02	<0.01	0.02	0.01	0.02	<0.01	<0.01	0.02	0.03	0.03
C24:0 Tetracosanoic (Lignoceric)	%	<0.01	<0.01	<0.01	<0.01	<0.01	<0.01	<0.01	<0.01	<0.01	<0.01	<0.01	<0.01	<0.01	<0.01	<0.01	<0.01	<0.01	<0.01	<0.01	<0.01	<0.01	<0.01	<0.01	<0.01
C24:1 Tetracosenoic (Nervonic)	%	<0.01	<0.01	<0.01	<0.01	<0.01	<0.01	<0.01	<0.01	<0.01	<0.01	<0.01	<0.01	<0.01	<0.01	<0.01	<0.01	<0.01	<0.01	<0.01	<0.01	<0.01	<0.01	<0.01	<0.01
Iron	%	0.00049	0.00051	0.00056	0.00061	0.00061	0.00059	0.00068	0.00064	0.00052	0.00057	0.00057	0.00050	0.00056	0.00057	0.00058	0.00054	0.00052	0.00061	0.00063	0.00066	0.00061	0.00057	0.00058	0.00077
Niacin	mg/100 g	11.3	11.2	11.6	10.4	10.7	13.2	11.4	11.8	11.0	11.1	12.3	10.6	11.3	10.8	11.3	10.4	10.9	12.2	11.9	11.3	11.8	11.3	11.8	11.9
Phosphorus	%	0.20	0.19	0.21	0.20	0.21	0.22	0.21	0.20	0.21	0.22	0.22	0.19	0.21	0.20	0.21	0.20	0.20	0.22	0.21	0.22	0.21	0.21	0.21	0.20
Vitamin B12	mcg/100 g	0.598	0.885	1.09	1.05	0.730	1.06	0.970	0.958	0.981	1.11	0.971	1.08	1.17	0.712	0.795	1.13	1.15	0.845	0.848	0.942	1.08	0.667	0.839	1.05
Vitamin B6	mg/100 g	0.466	0.427	0.562	0.405	0.432	0.460	0.529	0.413	0.445	0.416	0.465	0.501	0.565	0.358	0.467	0.402	0.451	0.292	0.458	0.479	0.444	0.336	0.420	0.427
Zinc	%	0.0015	0.0014	0.0015	0.0017	0.0016	0.0015	0.0019	0.0014	0.0013	0.0015	0.0016	0.0014	0.0016	0.0014	0.0017	0.0015	0.0015	0.0016	0.0014	0.0014	0.0015	0.0014	0.0015	0.0016

SubtestDescription	Units	ME2005-005537 / 20043530 4 20-Jan-05	ME2005-005538 / 20043990 1 20-Jan-05	ME2005-005539 / 20043530 7 20-Jan-05	ME2005-005540 / 20043320 8 20-Jan-05	ME2005-005541 / 20043950 2 20-Jan-05	ME2005-005542 / 20043860 8 20-Jan-05	ME2005-005543 / 20043380 1 20-Jan-05	ME2005-005544 / 20043080 1 20-Jan-05	ME2005-005545 / 20043660 1 20-Jan-05	ME2005-005546 / 20043060 2 20-Jan-05	ME2005-005547 / 20043600 4 20-Jan-05	ME2005-005548 / 20043690 3 20-Jan-05	ME2005-005549 / 20043300 1 20-Jan-05	ME2005-005550 / 20043380 2 20-Jan-05	ME2005-005551 / 20043861 1 20-Jan-05	ME2005-005552 / 20043070 2 20-Jan-05	ME2005-005553 / 20043160 2 20-Jan-05	ME2005-005554 / 20043640 2 20-Jan-05	ME2005-005555 / 20043410 9 20-Jan-05	ME2005-005556 / 20043301 0 20-Jan-05	ME2005-005557 / 20043410 4 20-Jan-05	ME2005-005558 / 20043100 5 20-Jan-05	ME2005-005559 / 20043410 7 20-Jan-05	ME2005-005560 / 20043870 3 2-Feb-05
Alanine	%	1.28	1.31	1.43	1.43	1.49	1.43	1.55	1.50	1.47	1.49	1.53	1.54	1.45	1.27	1.27	1.32	1.35	1.38	1.37	1.38	1.27	1.30	1.30	1.33
Arginine	%	1.52	1.37	1.45	1.44	1.44	1.43	1.52	1.48	1.44	1.44	1.50	1.47	1.42	1.50	1.48	1.53	1.60	1.66	1.61	1.66	1.48	1.47	1.52	1.56
Aspartic Acid	%	2.09	1.62	2.11	2.06	1.94	2.03	2.20	2.24	2.15	2.19	2.27	2.19	2.16	2.22	2.10	2.30	2.32	2.44	2.30	2.34	2.18	2.27	2.29	2.24
Cystine	%	0.26	0.24	0.27	0.25	0.27	0.26	0.27	0.28	0.27	0.28	0.26	0.27	0.26	0.27	0.24	0.25	0.27	0.28	0.24	0.25	0.27	0.26	0.27	0.25
Glutamic Acid	%	3.51	3.94	4.56	4.44	4.22	4.45	4.77	4.84	4.62	4.70	4.89	4.68	4.69	3.63	3.38	3.77	3.84	4.10	3.74	3.90	3.58	3.69	3.81	3.70
Glycine	%	0.96	1.21	1.21	1.32	1.84	1.42	1.57	1.25	1.31	1.29	1.25	1.51	1.20	0.97	1.18	1.01	1.09	1.02	1.19	1.16	1.07	1.01	1.04	1.11
Histidine	%	0.97	0.82	0.92	0.96	0.83	0.84	0.88	0.95	0.92	0.91	0.93	0.87	0.91	0.91	0.86	0.94	0.96	0.92	0.96	0.94	0.89	0.95	0.91	0.91
Isoleucine	%	1.01	0.95	1.04	1.02	0.93	1.01	0.91	0.92	0.89	0.91	0.91	0.88	0.88	0.83	0.78	0.87	0.88	0.92	0.85	0.86	0.73	0.77	0.81	0.81
Leucine	%	1.80	1.70	1.87	1.82	1.66	1.79	1.86	1.91	1.84	1.87	1.93	1.85	1.85	1.80	1.67	1.85	1.87	1.97	1.84	1.87	1.72	1.80	1.83	1.80
Lysine, Total	%	1.99	1.73	1.90	1.86	1.69	1.81	1.90	1.94	1.86	1.91	1.96	1.88	1.89	1.95	1.80	2.03	2.02	2.16	1.98	2.05	1.88	1.95	1.99	1.96
Methionine	%	0.65	0.58	0.67	0.64	0.68	0.63	0.67	0.69	0.67	0.68	0.60	0.64	0.64	0.69	0.57	0.62	0.64	0.66	0.55	0.56	0.64	0.64	0.64	0.56
Phenylalanine	%	0.91	0.82	0.89	0.87	0.81	0.85	0.90	0.91	0.86	0.89	0.92	0.88	0.87	0.87	0.82	0.89	0.90	0.94	0.96	0.97	0.86	0.88	0.91	0.89
Proline	%	1.10	0.90	0.90	0.96	1.18	1.00	1.09	0.96	0.99	1.01	1.02	1.08	0.97	0.87	0.96	0.90	0.97	0.95	1.06	0.99	0.97	1.00	1.06	1.07
Serine	%	0.89	0.87	1.10	1.07	1.01	1.04	1.20	1.20	1.16	1.19	1.21	1.18	1.16	0.94	0.91	0.98	0.99	1.04	0.97	0.99	0.95	0.97	0.97	0.96
Threonine	%	1.02	0.95	1.19	1.16	1.07	1.14	1.23	1.26	1.20	1.24	1.29	1.24	1.25	1.04	0.97	1.08	1.09	1.15	1.06	1.10	0.98	1.05	1.05	1.04
Tyrosine	%	0.81	0.72	0.78	0.75	0.68	0.73	0.78	0.81	0.77	0.80	0.84	0.78	0.79	0.78	0.72	0.80	0.81	0.85	0.82	0.83	0.76	0.79	0.80	0.79
Valine	%	1.09	1.02	1.13	1.12	1.06	1.11	0.99	1.00	0.97	0.99	1.03	0.98	0.96	0.88	0.84	0.92	0.93	0.97	0.93	0.94	0.77	0.83	0.87	0.86
Calcium	%	0.0049	0.0045	0.0042	0.0043	0.0060	0.0048	0.0051	0.0046	0.0067	0.010	0.0046	0.0047	0.0046	0.0050	0.0044	0.0057	0.0047	0.0044	0.0049	0.0069	0.0048	0.0083	0.0049	0.0061
Cholesterol	mg/100 g	58.2	61.0	55.7	64.2	62.1	65.1	59.7	61.0	66.9	70.5	63.0	64.0	62.4	60.2	68.2	59.9	62.8	65.6	64.8	60.2	64.7	67.8	65.9	68.7
C08:0 Octanoic (Caprylic)	%	<0.01	<0.01	<0.01	<0.01	<0.01	<0.01	<0.01	<0.01	<0.01	<0.01	<0.01	<0.01	<0.01	<0.01	<0.01	<0.01	<0.01	<0.01	<0.01	<0.01	<0.01	<0.01	<0.01	<0.01
C10:0 Decanoic (Capric)	%	<0.01	0.01	<0.01	<0.01	<0.01	<0.01	<0.01	<0.01	<0.01	<0.01	<0.01	<0.01	<0.01	<0.01	0.01	<0.01	<0.01	<0.01	<0.01	<0.01	<0.01	<0.01	<0.01	0.01
C11:0 Undecanoic (Hendecanoic)	%	<0.01	<0.01	<0.01	<0.01	<0.01	<0.01	<0.01	<0.01	<0.01	<0.01	<0.01	<0.01	<0.01	<0.01	<0.01	<0.01	<0.01	<0.01	<0.01	<0.01	<0.01	<0.01	<0.01	<0.01
C12:0 Dodecanoic (Lauric)	%	<0.01	<0.01	<0.01	<0.01	<0.01	<0.01	<0.01	<0.01	<0.01	<0.01	<0.01	<0.01	<0.01	<0.01	<0.01	<0.01	<0.01	<0.01	<0.01	<0.01	<0.01	<0.01	<0.01	<0.01
C14:0 Tetradecanoic (Myristic)	%	0.12	0.13	0.08	0.11	0.06	0.09	0.06	0.06	0.08	0.08	0.09	0.06	0.06	0.07	0.14	0.04	0.12	0.04	0.09	0.10	0.04	0.08	0.11	0.16
C14:1 Tetradecenoic (Myristoleic)	%	<0.01	<0.01	<0.01	<0.01	<0.01	<0.01	<0.01	<0.01	<0.01	<0.01	<0.01	<0.01	<0.01	<0.01	<0.01	<0.01	<0.01	<0.01	<0.01	<0.01	<0.01	<0.01	<0.01	<0.01
C15:0 Pentadecanoic	%	<0.01	<0.01	<0.01	<0.01	<0.01	<0.01	<0.01	<0.01	<0.01	<0.01	<0.01	<0.01	<0.01	<0.01	<0.01	<0.01	<0.01	<0.01	<0.01	<0.01	<0.01	<0.01	<0.01	<0.01
C15:1 Pentadecenoic	%	<0.01	<0.01	<0.01	<0.01	<0.01	<0.01	<0.01	<0.01	<0.01	<0.01	<0.01	<0.01	<0.01	<0.01	<0.01	<0.01	<0.01	<0.01	<0.01	<0.01	<0.01	<0.01	<0.01	<0.01
C16:0 Hexadecanoic (Palmitic)	%	2.05	2.13	1.28	1.82	1.12	1.62	1.04	0.89	1.45	1.23	1.51	0.79	0.97	1.12	2.59	0.62	1.99	0.65	1.54	1.64	0.67	1.31	1.89	2.66
C16:1 Hexadecenoic (Palmitoleic)	%	0.19	0.23	0.17	0.22	0.13	0.25	0.12	0.13	0.17	0.16	0.17	0.11	0.12	0.15	0.27	0.08	0.17	0.08	0.20	0.18	0.08	0.18	0.17	0.31
C17:0 Heptadecanoic (Margaric)	%	0.01	0.01	<0.01	<0.01	<0.01	<0.01	<0.01	<0.01	<0.01	<0.01	<0.01	<0.01	<0.01	<0.01	0.01	<0.01	0.01	<0.01	<0.01	<0.01	<0.01	<0.01	0.01	0.01
C17:1 Heptadecenoic Margaroleic	%	0.01	0.01	<0.01	<0.01	<0.01	<0.01	<0.01	<0.01	<0.01	<0.01	0.01	<0.01	<0.01	<0.01	0.01	<0.01	<0.01	<0.01	<0.01	<0.01	<0.01	<0.01	<0.01	0.01
C18:0 Octadecanoic (Stearic)	%	1.01	1.08	0.56	0.79	0.60	0.77	0.56	0.40	0.73	0.55	0.68	0.34	0.46	0.53	1.25	0.29	1.02	0.33	0.69	0.80	0.34	0.55	0.95	1.33
C18:1 Octadecenoic (Oleic)	%	2.83	3.49	2.22	2.84	1.87	2.80	1.67	1.55	2.42	2.13	2.47	1.45	1.61	1.85	3.91	1.03	2.64	1.27	2.49	2.74	1.13	2.39	2.72	3.94
C18:2 Octadecadienoic (Linoleic)	%	0.21	0.44	0.31	0.29	0.20	0.27	0.25	0.24	0.28	0.23	0.34	0.20	0.19	0.26	0.32	0.16	0.25	0.21	0.31	0.38	0.16	0.37	0.28	0.45
C18:3 Octadecatrienoic (Linolenic)	%	<0.01	0.02	0.01	<0.01	<0.01	0.01	0.01	<0.01	0.01	<0.01	0.01	<0.01	<0.01	0.01	0.01	<0.01	<0.01	<0.01	0.01	0.02	<0.01	0.01	<0.01	0.01
C18:4 Octadecatetraenoic	%	0.01	<0.01	<0.01	<0.01	<0.01	<0.01	<0.01	<0.01	<0.01	<0.01	<0.01	<0.01	<0.01	<0.01	<0.01	<0.01	0.01	<0.01	<0.01	<0.01	<0.01	<0.01	<0.01	<0.01
C20:0 Eicosanoic (Arachidic)	%	0.03	0.01	0.02	0.02	<0.01	<0.01	0.01	<0.01	0.01	0.01	0.02	<0.01	0.01	<0.01	0.02	<0.01	0.03	<0.01	0.01	0.01	<0.01	0.01	0.02	0.02
C20:1 Eicosenoic (Gadoleic)	%	0.23	0.11	0.08	0.15	0.07	0.06	0.08	0.06	0.09	0.10	0.13	0.06	0.10	0.06	0.22	0.04	0.22	0.03	0.09	0.09	0.03	0.10	0.19	0.19
C20:2 Eicosadienoic	%	0.01	0.02	0.01	0.01	<0.01	0.01	0.01	<0.01	0.01	<0.01	0.02	<0.01	<0.01	0.01	0.02	<0.01	0.01	0.01	0.01	0.02	<0.01	0.02	0.01	0.02
C20:3 Eicosatrienoic	%	<0.01	<0.01	<0.01	<0.01	<0.01	<0.01	<0.01	<0.01	<0.01	<0.01	<0.01	<0.01	<0.01	<0.01	<0.01	<0.01	<0.01	<0.01	<0.01	<0.01	<0.01	<0.01	<0.01	<0.01
C20:4 Eicosatetraenoic (Arachidonic)	%	<0.01	<0.01	<0.01	<0.01	<0.01	<0.01	<0.01	<0.01	<0.01	<0.01	<0.01	<0.01	<0.01	<0.01	<0.01	<0.01	<0.01	<0.01	<0.01	<0.01	<0.01	<0.01	<0.01	<0.01
C20:5 Eicosapentaenoic	%	<0.01	<0.01	<0.01	<0.01	<0.01	<0.01	<0.01	<0.01	<0.01	<0.01	<0.01	<0.01	<0.01	<0.01	<0.01	<0.01	<0.01	<0.01	<0.01	<0.01	<0.01	<0.01	<0.01	<0.01
C21:5 Heneicosapentaenoic	%	<0.01	<0.01	<0.01	<0.01	<0.01	<0.01	<0.01	<0.01	<0.01	<0.01	<0.01	<0.01	<0.01	<0.01	<0.01	<0.01	<0.01	<0.01	<0.01	<0.01	<0.01	<0.01	<0.01	<0.01
C22:0 Docosanoic (Behenic)	%	<0.01	<0.01	<0.01	<0.01	<0.01	<0.01	<0.01	<0.01	<0.01	<0.01	<0.01	<0.01	<0.01	<0.01	<0.01	<0.01	<0.01	<0.01	<0.01	<0.01	<0.01	<0.01	<0.01	<0.01
C22:1 Docosenoic (Erucic)	%	0.02	0.01	0.01	0.02	<0.01	<0.01	0.01	0.01	<0.01	0.01	0.02	0.01	0.01	<0.01	0.02	<0.01	0.02	<0.01	<0.01	0.01	<0.01	0.02	0.02	0.03
C22:2 Docosadienoic	%	<0.01	<0.01	<0.01	<0.01	<0.01	<0.01	<0.01	<0.01	<0.01	<0.01	<0.01	<0.01	<0.01	<0.01	<0.01	<0.01	<0.01	<0.01	<0.01	<0.01	<0.01	<0.01	<0.01	<0.01
C22:3 Docosatrienoic	%	<0.01	<0.01	<0.01	<0.01	<0.01	<0.01	<0.01	<0.01	<0.01	<0.01	<0.01	<0.01	<0.01	<0.01	<0.01	<0.01	<0.01	<0.01	<0.01	<0.01	<0.01	<0.01	<0.01	<0.01
C22:4 Docosatetraenoic	%	<0.01	<0.01	<0.01	<0.01	<0.01	<0.01	<0.01	<0.01	<0.01	<0.01	<0.01	<0.01	<0.01	<0.01	<0.01	<0.01	<0.01	<0.01	<0.01	<0.01	<0.01	<0.01	<0.01	<0.01
C22:5 Docosapentaenoic	%	<0.01	<0.01	<0.01	<0.01	<0.01	<0.01	<0.01	<0.01	<0.01	<0.01	<0.01	<0.01	<0.01	<0.01	<0.01	<0.01	<0.01	<0.01	<0.01	<0.01	<0.01	<0.01	<0.01	<0.01
C22:6 Docosahexaenoic	%	0.05	0.02	0.02	0.04	0.01	0.01	0.01	<0.01	0.02	0.02	0.03	0.01	0.02	<0.01	0.06	<0.01	0.05	<0.01	0.02	0.02	<0.01	0.02	0.04	0.04
C24:0 Tetracosanoic (Lignoceric)	%	<0.01	<0.01	<0.01	<0.01	<0.01	<0.01	<0.01	<0.01	<0.01	<0.01	<0.01	<0.01	<0.01	<0.01	<0.01	<0.01	<0.01	<0.01	<0.01	<0.01	<0.01	<0.01	<0.01	<0.01
C24:1 Tetracosenoic (Nervonic)	%	<0.01	<0.01	<0.01	<0.01	<0.01	<0.01	<0.01	<0.01	<0.01	<0.01	<0.01	<0.01	<0.01	<0.01	<0.01	<0.01	<0.01	<0.01	<0.01	<0.01	<0.01	<0.01	<0.01	<0.01
Iron	%	0.00058	0.00067	0.00061	0.00062	0.00067	0.00064	0.00065	0.00060	0.00057	0.00070	0.00064	0.00053	0.00062	0.00053	0.00052	0.00048	0.00054	0.00078	0.00065	0.00075	0.00059	0.00063	0.00059	0.00062
Niacin	mg/100 g	10.9	11.8	11.4	11.5	12.0	11.3	12.7	12.6	11.1	10.9	10.6	11.8	10.2	11.5	9.68	12.1	11.8	10.9	11.1	10.9	10.7	11.7	11.0	10.5
Phosphorus	%	0.21	0.21	0.21	0.20	0.21	0.21	0.22	0.21	0.21	0.22	0.21	0.21	0.21	0.21	0.20	0.22	0.22	0.22	0.21	0.21	0.21	0.21	0.21	0.21
Vitamin B12	mcg/100 g	0.988	0.929	1.16	1.28	1.07	0.899	0.950	0.940	0.945	1.05	1.08	0.969	1.04	1.17	1.23	0.717	1.12	0.992	1.28	1.06	0.819	1.21	0.984	1.16
Vitamin B6	mg/100 g	0.441	0.376	0.478	0.522	0.413	0.298	0.375	0.419	0.411	0.361	0.457	0.391	0.395	0.329	0.295	0.346	0.456	0.345	0.373	0.323	0.400	0.349	0.354	0.430
Zinc	%	0.0015	0.0015	0.0022	0.0016	0.0016	0.0014	0.0018	0.0014	0.0016	0.0017	0.0018	0.0012	0.0014	0.0015	0.0016	0.0014	0.0015	0.0016	0.0016	0.0017	0.0016	0.0015	0.0015	0.0016

SubtestDescription	Units	ME2005-005561 / 20043940 1 2-Feb-05	ME2005-005562 / 20043180 4 2-Feb-05	ME2005-005563 / 20043940 4 2-Feb-05	ME2005-005564 / 20043840 3 2-Feb-05	ME2005-005565 / 20043950 3 2-Feb-05	ME2005-005566 / 20043410 2 2-Feb-05	ME2005-005567 / 20043060 3 2-Feb-05
Alanine	%	1.41	1.33	1.43	1.47	1.39	1.49	1.38
Arginine	%	1.69	1.55	1.61	1.66	1.66	1.71	1.54
Aspartic Acid	%	2.39	2.30	2.43	2.54	2.50	2.36	2.35
Cystine	%	0.26	0.24	0.27	0.28	0.27	0.28	0.27
Glutamic Acid	%	3.97	3.80	3.88	4.06	3.82	3.71	3.71
Glycine	%	1.22	1.08	1.12	1.09	1.12	1.58	1.05
Histidine	%	1.02	0.95	0.99	1.02	1.16	1.04	1.01
Isoleucine	%	0.87	0.82	1.05	1.13	1.14	1.07	1.13
Leucine	%	1.92	1.84	1.94	2.04	2.04	1.91	1.88
Lysine, Total	%	2.10	2.05	2.14	2.24	2.18	2.06	2.09
Methionine	%	0.60	0.56	0.63	0.65	0.58	0.74	0.65
Phenylalanine	%	0.98	0.95	1.04	1.07	1.01	0.98	1.02
Proline	%	1.19	1.10	1.15	1.22	0.97	1.19	1.14
Serine	%	1.02	0.99	1.00	1.01	1.05	0.99	0.85
Threonine	%	1.11	1.08	1.10	1.16	1.08	1.02	1.04
Tyrosine	%	0.85	0.82	0.84	0.88	0.89	0.81	0.80
Valine	%	0.92	0.90	1.12	1.20	1.24	1.19	1.20
Calcium	%	0.0092	0.0064	0.0049	0.0049	0.0045	0.0048	0.0044
Cholesterol	mg/100 g	68.9	66.3	65.8	64.8	61.3	63.9	63.9
C08:0 Octanoic (Caprylic)	%	<0.01	<0.01	<0.01	<0.01	<0.01	<0.01	<0.01
C10:0 Decanoic (Capric)	%	<0.01	<0.01	<0.01	<0.01	<0.01	<0.01	<0.01
C11:0 Undecanoic (Hendecanoic)	%	<0.01	<0.01	<0.01	<0.01	<0.01	<0.01	<0.01
C12:0 Dodecanoic (Lauric)	%	<0.01	<0.01	<0.01	<0.01	<0.01	<0.01	<0.01
C14:0 Tetradecanoic (Myristic)	%	0.05	0.12	0.08	0.03	0.05	0.09	0.09
C14:1 Tetradecenoic (Myristoleic)	%	<0.01	<0.01	<0.01	<0.01	<0.01	<0.01	<0.01
C15:0 Pentadecanoic	%	<0.01	<0.01	<0.01	<0.01	<0.01	<0.01	<0.01
C15:1 Pentadecenoic	%	<0.01	<0.01	<0.01	<0.01	<0.01	<0.01	<0.01
C16:0 Hexadecanoic (Palmitic)	%	0.86	1.96	1.31	0.56	0.78	1.52	1.47
C16:1 Hexadecenoic (Palmitoleic)	%	0.10	0.19	0.15	0.08	0.11	0.20	0.19
C17:0 Heptadecanoic (Margaric)	%	<0.01	0.01	<0.01	<0.01	<0.01	<0.01	<0.01
C17:1 Heptadecenoic Margaroleic	%	<0.01	0.01	<0.01	<0.01	<0.01	<0.01	<0.01
C18:0 Octadecanoic (Stearic)	%	0.41	1.02	0.62	0.27	0.36	0.67	0.67
C18:1 Octadecenoic (Oleic)	%	1.39	2.82	1.97	1.03	1.37	2.63	2.47
C18:2 Octadecadienoic (Linoleic)	%	0.24	0.37	0.28	0.14	0.22	0.32	0.34
C18:3 Octadecatrienoic (Linolenic)	%	<0.01	<0.01	<0.01	<0.01	<0.01	0.01	0.01
C18:4 Octadecatetraenoic	%	<0.01	<0.01	<0.01	<0.01	<0.01	<0.01	<0.01
C20:0 Eicosanoic (Arachidic)	%	<0.01	0.02	0.01	<0.01	<0.01	0.01	0.01
C20:1 Eicosenoic (Gadoleic)	%	0.06	0.18	0.09	0.03	0.04	0.11	0.10
C20:2 Eicosadienoic	%	0.01	0.02	0.01	<0.01	0.01	0.01	0.02
C20:3 Eicosatrienoic	%	<0.01	<0.01	<0.01	<0.01	<0.01	<0.01	<0.01
C20:4 Eicosatetraenoic (Arachidonic)	%	<0.01	<0.01	<0.01	<0.01	<0.01	<0.01	<0.01
C20:5 Eicosapentaenoic	%	<0.01	0.01	<0.01	<0.01	<0.01	<0.01	<0.01
C21:5 Heneicosapentaenoic	%	<0.01	<0.01	<0.01	<0.01	<0.01	<0.01	<0.01
C22:0 Docosanoic (Behenic)	%	<0.01	<0.01	<0.01	<0.01	<0.01	<0.01	<0.01
C22:1 Docosenoic (Erucic)	%	<0.01	0.03	0.01	<0.01	<0.01	0.01	0.02
C22:2 Docosadienoic	%	<0.01	<0.01	<0.01	<0.01	<0.01	<0.01	<0.01
C22:3 Docosatrienoic	%	<0.01	<0.01	<0.01	<0.01	<0.01	<0.01	<0.01
C22:4 Docosatetraenoic	%	<0.01	<0.01	<0.01	<0.01	<0.01	<0.01	<0.01
C22:5 Docosapentaenoic	%	<0.01	<0.01	<0.01	<0.01	<0.01	<0.01	<0.01
C22:6 Docosahexaenoic	%	<0.01	0.04	0.02	<0.01	<0.01	0.02	0.02
C24:0 Tetracosanoic (Lignoceric)	%	<0.01	<0.01	<0.01	<0.01	<0.01	<0.01	<0.01
C24:1 Tetracosenoic (Nervonic)	%	<0.01	<0.01	<0.01	<0.01	<0.01	<0.01	<0.01
Iron	%	0.00072	0.00059	0.00066	0.00062	0.00061	0.00067	0.00055
Niacin	mg/100 g	9.76	12.0	11.7	11.5	9.48	11.5	11.0
Phosphorus	%	0.21	0.22	0.22	0.22	0.22	0.22	0.22
Vitamin B12	mcg/100 g	1.04	1.11	0.821	0.913	0.419	.987	1.03
Vitamin B6	mg/100 g	0.370	0.344	0.290	0.301	0.429	0.424	0.413
Zinc	%	0.0015	0.0016	0.0015	0.0015	0.0015	0.0013	0.0014

Animal ID	Estradiol (pg/mL)	IGF-1 (ng/mL)
200430503	15.10	234.30
200430504	10.48	249.03
200430507	11.87	236.61
200430508	10.50	220.57
200430510	9.49	181.81
200430602	10.29	423.34
200430603	9.70	256.34
200430604	13.14	286.52
200430605	13.85	215.09
200430606	11.03	261.56
200430607	17.73	234.76
200430609	21.21	323.89
200430611	6.84	131.17
200430702	8.38	401.41
200430703	12.89	456.17
200430704	23.75	279.30
200430705	18.16	300.40
200430706	12.66	120.47
200430707	13.73	243.51
200430708	19.48	336.94
200430709	9.81	381.04
200430710	11.29	327.05
200430711	11.68	170.62
200430801	8.87	119.52
200430802	7.90	315.10
200430803	7.82	284.30
200430804	15.60	202.10
200430805	14.39	255.20
200430902	9.43	128.25
200430903	8.90	142.42
200430905	14.54	61.60
200430906	17.20	75.47
200431002	7.78	325.82
200431003	10.93	326.45
200431004	9.16	397.17
200431005	6.68	305.27
200431006	17.99	211.34
200431008	14.09	213.63
200431009	17.62	226.24
200431010	10.13	231.94
200431011	6.86	130.86
200431401	10.77	388.79
200431403	10.08	152.27
200431404	15.23	136.04
200431405	16.19	244.83
200431406	16.54	318.47
200431407	17.04	256.94
200431408	17.44	275.05
200431411	11.78	196.85
200431501	19.62	104.00
200431502	21.65	132.91
200431503	12.07	210.96
200431504	15.24	66.33
200431505	23.65	109.25
200431601	8.67	455.49
200431602	6.75	440.83

Animal ID	Estradiol (pg/mL)	IGF-1 (ng/mL)
200431604	10.44	366.43
200431605	6.81	347.54
200431606	15.64	227.88
200431607	6.63	324.73
200431608	29.27	99.00
200431610	10.57	346.65
200431702	8.90	356.96
200431703	3.28	311.53
200431704	11.67	170.25
200431706	7.45	327.22
200431708	7.61	244.62
200431801	11.99	315.19
200431802	18.97	344.92
200431803	9.03	339.05
200431804	6.17	12.12
200431805	4.60	265.45
200432002	8.32	276.80
200432003	10.58	265.68
200432004	9.21	394.13
200432006	10.96	251.21
200432008	18.16	175.18
200432101	10.43	482.62
200432103	13.33	440.47
200432105	11.10	171.34
200432108	11.97	346.03
200432302	9.91	417.78
200432304	14.01	349.05
200432306	5.20	284.69
200432308	9.43	364.04
200432310	6.96	306.87
200432402	11.15	407.32
200432403	11.99	452.08
200432404	4.98	417.86
200432405	10.53	269.47
200432406	6.43	309.52
200432501	12.45	347.05
200432503	13.83	451.86
200432506	6.93	292.88
200432507	14.35	348.97
200432601	9.07	216.61
200432602	13.62	251.19
200432604	12.88	267.96
200432607	13.40	141.39
200432609	19.59	139.04
200432610	6.43	150.00
200432702	7.43	310.70
200432704	9.38	102.12
200432705	8.60	103.61
200432706	9.18	218.59
200432901	8.97	158.22
200432907	9.27	102.10
200432909	9.34	116.61
200432911	16.59	207.26
200432913	14.63	126.01
200433001	10.61	303.70
200433007	10.34	375.13

Animal ID	Estradiol (pg/mL)	IGF-1 (ng/mL)
200433010	11.76	311.37
200433011	7.56	335.40
200433201	13.05	346.05
200433204	9.54	171.85
200433205	6.53	291.92
200433206	9.67	115.72
200433207	8.22	134.85
200433208	10.16	213.54
200433301	5.58	202.51
200433302	6.93	215.36
200433303	9.78	239.21
200433306	14.67	144.77
200433307	8.58	190.21
200433401	6.13	537.12
200433404	7.38	457.47
200433405	10.17	431.29
200433406	12.55	342.35
200433408	8.84	312.89
200433409	17.78	185.61
200433505	13.34	367.82
200433509	14.93	329.70
200433510	16.86	358.39
200433511	11.27	271.46
200433512	13.95	277.41
200433601	7.06	160.77
200433602	12.99	181.41
200433603	8.70	420.01
200433604	11.33	427.39
200433605	14.18	221.22
200433708	3.57	49.89
200433709	8.34	229.19
200433710	8.08	251.76
200433711	10.67	265.23
200433801	7.61	214.18
200433802	8.62	431.25
200433803	12.83	286.91
200433804	7.96	343.11
200433807	14.94	172.12
200433808	10.05	166.98
200433809	14.99	200.28
200434001	14.66	190.34
200434003	7.51	181.35
200434004	9.13	220.89
200434005	9.12	123.89
200434006	12.25	115.39
200434007	11.12	36.73
200434101	10.25	283.97
200434102	9.16	240.47
200434104	8.86	265.40
200434105	4.38	267.79
200434107	7.03	181.22
200434109	8.98	178.95
200434111	7.73	113.32
200434113	6.15	162.30
200434201	14.38	303.94
200434202	9.22	213.24

Animal ID	Estradiol (pg/mL)	IGF-1 (ng/mL)
200434203	10.40	111.37
200434206	22.00	303.95
200434301	8.56	400.00
200434304	8.72	351.16
200434310	7.40	431.49
200434401	11.24	454.82
200434402	9.93	312.04
200434403	10.42	303.87
200434502	9.28	393.08
200434504	11.41	311.43
200434507	5.72	287.78
200434509	15.60	493.41
200434511	7.03	345.13
200434512	9.59	398.78
200434601	11.04	327.52
200434602	9.88	507.74
200434603	6.75	506.35
200434604	7.34	270.51
200434605	3.81	332.80
200434606	17.64	468.80
200434607	15.79	479.65
200434802	9.43	317.27
200434803	12.94	362.02
200434804	15.17	283.12
200434805	9.42	346.44
200434806	12.71	101.60
200434807	17.11	74.27
200434808	10.74	160.83
200434809	45.08	123.88
200434901	15.14	302.59
200434902	16.16	341.39
200434903	12.25	317.83
200434904	14.87	404.95
200434905	11.79	190.47
200435302	19.64	590.88
200435303	9.82	431.25
200435304	11.13	427.98
200435306	3.73	302.48
200435307	8.05	295.52
200435308	20.55	239.60
200435309	16.09	244.26
200435310	11.30	222.48
200435311	15.79	253.48
200435401	4.95	254.50
200435402	9.10	290.73
200435403	12.46	251.02
200435404	13.30	270.41
200435405	11.95	372.24
200435407	8.50	213.00
200435412	11.69	264.17
200435413	7.92	145.05
200435801	12.02	227.27
200435802	11.37	454.36
200435803	3.84	116.09
200436001	11.03	418.70
200436003	6.20	364.63

Animal ID	Estradiol (pg/mL)	IGF-1 (ng/mL)
200436004	7.29	340.85
200436005	11.53	325.21
200436007	13.72	261.76
200436008	13.59	562.30
200436009	26.56	214.14
200436010	13.56	339.88
200436011	9.00	424.65
200436012	16.10	332.88
200436301	19.71	424.87
200436303	20.11	156.52
200436309	7.09	145.65
200436312	11.75	219.12
200436401	10.15	343.00
200436402	7.85	134.23
200436403	6.27	145.81
200436405	8.17	173.98
200436601	6.30	258.60
200436602	10.53	240.08
200436603	9.74	389.69
200436604	13.00	311.43
200436606	14.99	120.57
200436607	119.40	512.17
200436608	12.46	96.27
200436612	7.59	265.56
200436901	7.92	348.45
200436903	7.67	268.40
200436905	7.33	399.80
200436909	13.87	371.03
200436911	8.42	705.36
200436912	7.75	424.84
200436913	9.98	290.65
200437301	19.56	324.59
200437303	10.81	530.28
200437305	9.47	348.74
200437307	14.43	183.12
200437309	12.20	239.36
200437401	3.27	477.57
200437402	8.99	360.37
200437404	6.39	225.13
200437406	8.97	168.68
200437502	6.68	397.32
200437504	8.90	408.13
200437506	9.40	317.28
200437509	8.16	258.84
200437801	4.76	247.13
200437802	6.51	120.25
200437803	9.83	378.40
200438101	12.68	428.18
200438102	5.50	316.16
200438104	9.37	357.01
200438107	10.21	171.16
200438401	10.04	362.21
200438402	12.11	290.48
200438403	9.97	238.56
200438404	10.60	223.73
200438406	10.73	233.31

Animal ID	Estradiol (pg/mL)	IGF-1 (ng/mL)
200438408	12.80	336.29
200438501	14.40	394.85
200438505	13.25	606.67
200438511	14.56	361.86
200438513	12.24	238.07
200438602	13.76	392.03
200438603	9.38	196.28
200438604	7.20	295.92
200438605	12.86	223.85
200438606	11.18	124.03
200438607	8.26	196.31
200438608	9.33	82.24
200438609	12.17	216.17
200438610	9.85	253.93
200438611	4.93	158.64
200438701	7.57	277.13
200438703	8.81	177.07
200438705	7.90	487.31
200438707	13.45	274.60
200438709	5.64	390.63
200439202	10.50	231.46
200439204	13.87	399.85
200439205	12.43	397.10
200439206	6.72	616.30
200439210	30.67	284.42
200439401	9.04	3.04
200439404	8.15	280.34
200439406	3.16	280.25
200439501	7.38	307.22
200439502	9.18	360.53
200439503	8.46	377.64
200439504	8.76	282.87
200439505	8.18	355.53
200439901	8.34	268.01
200439902	11.48	177.21
200439903	10.21	225.60
200439904	4.90	117.95
200440602	7.87	248.26
200440605	10.34	470.35
200440903	11.85	234.02
200440907	8.82	247.11
200440909	10.78	282.74
200441201	10.35	347.53
200441202	8.85	296.02
200441203	13.90	88.16
200441205	10.49	170.93
200441207	8.09	200.26
200441209	9.80	252.21
200441211	11.46	189.10

Total Number	Slaughter Order/Day	Marc Animal ID	Treatment	Slaughter Date	Glucose	Bilirubin	Ketone	Specific Gravity	Blood	pH	Protein	Urobilinogen	Nitrite	Leukocytes
1	1	200433509	Control	13-Dec-2004	0	0	0	1.020	80	6.5	0.1	0	0	0
2	2	200437307	Control	13-Dec-2004	0	0	0	1.010	0	8.0	0.3	0	0	0
3	3	200430508	Control	13-Dec-2004	0	0	0	1.030	0	6.0	0.3	0	0	0
4	4	200437301	Control	13-Dec-2004	0	0	0	1.020	0	7.5	0.3	0	0	0
5	5	200433409	Control	13-Dec-2004	0	0	0	1.020	0	7.5	0.3	0	0	0
6	6	200435309	Control	13-Dec-2004	0	0	0	1.020	0	7.0	0.3	0	0	0
7	7	200430503	Control	13-Dec-2004	0	0	0	1.030	0	7.0	0.1	0	0	0
8	8	200433510	Control	13-Dec-2004	0	0	0	1.020	0	7.0	0.1	0	0	0
9	9	200430709	Clone	13-Dec-2004	0	0	0	1.010	0	8.0	0.1	0	0	0
10	10	200431505	Clone	13-Dec-2004	0	0	0	1.025	0	6.5	0.1	0	0	0
11	11	200430706	Clone	13-Dec-2004	0	0	0	1.030	10	7.0	0.1	0	0	0
12	12	200431408	Clone	13-Dec-2004	0	0	0	1.025	0	6.5	0.1	0	0	0
13	13	200430906	Clone	13-Dec-2004	0	0	0	1.030	0	7.0	0.3	0	0	0
14	14	200430707	Clone	13-Dec-2004	0	0	0	1.005	0	8.0	0.1	0	0	0
15	15	200430604	Clone	13-Dec-2004	0	0	0	1.010	10	8.0	0.1	0	0	0
16	16	200432405	Clone	13-Dec-2004	0	0	0	1.020	0	7.5	0.1	0	0	0
17	17	200431411	Clone	13-Dec-2004	0	0	0	1.015	0	7.5	0.1	0	0	0
18	18	200431006	Clone	13-Dec-2004	0	0	0	1.025	0	6.5	0.1	0	0	0
19	19	200436009	Clone	13-Dec-2004	0	0	0	1.010	0	7.5	0.1	0	0	0
20	20	200431502	Clone	13-Dec-2004	0	0	0	1.010	0	8.0	0.0	0	0	0
21	21	200430711	Clone	13-Dec-2004	0	0	0	1.010	0	8.0	0.3	0	0	0
22	22	200430710	Clone	13-Dec-2004	0	0	0	1.010	10	7.5	0.1	0	0	0
23	23	200430805	Clone	13-Dec-2004	0	0	0	1.015	0	7.5	0.1	0	0	0
24	24	200430902	Clone	13-Dec-2004	0	0	0	1.020	0	6.5	0.0	0	0	0
25	25	200431608	Clone	13-Dec-2004	0	0	0	1.010	0	7.5	0.0	0	0	0
26	26	200433605	Clone	13-Dec-2004	0	0	0	1.005	0	8.0	0.1	0	0	0
27	27	200430905	Clone	13-Dec-2004	0	0	0	1.015	0	7.5	0.1	0	0	0
28	28	200433807	Clone	13-Dec-2004	0	0	0	1.010	0	7.5	0.1	0	0	0
29	29	200430804	Clone	13-Dec-2004	0	0	0	1.010	10	7.5	0.0	0	0	0
30	30	200431404	Clone	13-Dec-2004	0	0	0	1.010	0	7.5	0.1	0	0	0
31	31	200431009	Clone	13-Dec-2004	0	0	0	1.010	10	7.5	0.1	0	0	0
32	1	200432911	Control	15-Dec-2004	0	0	0	1.005	0	8.0	0.1	0	0	0

Total Number	Slaughter Order/Day	Marc Animal ID	Treatment	Slaughter Date	Glucose	Bilirubin	Ketone	Specific Gravity	Blood	pH	Protein	Urobilinogen	Nitrite	Leukocytes
33	2	200434001	Control	15-Dec-2004	0	0	0	1.020	0	8.0	0.1	0	0	0
34	3	200431802	Control	15-Dec-2004	0	0	0	1.010	0	8.0	0.1	0	0	0
35	4	200434301	Control	15-Dec-2004	0	0	0	1.010	0	7.5	0.1	0	0	0
36	5	200435303	Control	15-Dec-2004	0	0	0	1.005	0	8.0	0.1	0	0	0
37	6	200437305	Control	15-Dec-2004	0	0	0	1.010	0	8.0	0.1	0	0	0
38	7	200432609	Control	15-Dec-2004	0	0	0	1.015	0	8.0	0.1	0	0	0
39	8	200437303	Control	15-Dec-2004	0	0	0	1.010	0	8.0	0.1	0	0	0
40	9	200434202	Control	15-Dec-2004	0	0	0	1.010	80	8.0	0.1	0	0	0
41	10	200433301	Control	15-Dec-2004	0	0	0	1.005	0	8.0	0.1	0	0	0
42	11	200437506	Clone	15-Dec-2004	0	0	0	1.010	10	7.5	0.1	0	0	0
43	12	200436011	Clone	15-Dec-2004	0	0	0	1.005	0	8.0	0.1	0	0	0
44	13	200430708	Clone	15-Dec-2004	0	0	0	1.005	0	8.0	0.1	0	0	0
45	14	200430705	Clone	15-Dec-2004	0	0	0	1.005	0	8.0	0.1	0	0	0
46	15	200431606	Clone	15-Dec-2004	0	0	0	1.005	0	8.0	0.1	0	0	0
47	16	200434507	Clone	15-Dec-2004	0	0	0	1.030	80	6.0	0.1	0	0	0
48	17	200431504	Clone	15-Dec-2004	0	0	0	1.005	0	8.0	0.1	0	0	0
49	18	200436012	Clone	15-Dec-2004	0	0	0	1.020	0	7.5	0.1	0	0	0
50	19	200433601	Clone	15-Dec-2004	0	0	0	1.010	0	8.0	0.1	0	0	0
51	20	200431008	Clone	15-Dec-2004	0	0	0	1.010	0	7.5	0.1	0	0	0
52	21	200430609	Clone	15-Dec-2004	0	0	0	1.010	0	8.0	0.1	0	0	0
53	22	200431501	Clone	15-Dec-2004	0	0	0	1.010	0	7.5	0.1	0	0	0
54	23	200436909	Clone	15-Dec-2004	0	0	0	1.005	0	8.0	0.1	0	0	0
55	24	200431407	Clone	15-Dec-2004	0	0	0	1.005	0	8.0	0.1	0	0	0
56	25	200431405	Clone	15-Dec-2004	0	0	0	1.010	0	7.5	0.1	0	0	0
57	26	200430605	Clone	15-Dec-2004	0	0	0	1.010	0	7.5	0.1	0	0	0
58	27	200433201	Clone	15-Dec-2004	0	0	0	1.010	0	8.0	0.1	0	0	0
59	28	200430607	Clone	15-Dec-2004	0	0	0	1.015	200	8.0	0.1	0	0	0
60	1	200431604	Clone	20-Dec-2004	0	0	0	1.010	0	8.0	0.3	0	0	0
61	2	200433603	Clone	20-Dec-2004	0	0	0	1.010	0	8.0	0.1	0	0	0
62	3	200432103	Clone	20-Dec-2004	0	0	0	1.020	0	7.5	0.3	0	0	0
63	4	200430703	Clone	20-Dec-2004	0	0	0	1.005	0	8.0	1.0	0	0	0
64	5	200437504	Clone	20-Dec-2004	0	0	0	1.010	0	8.0	1.0	0	0	0

Total Number	Slaughter Order/Day	Marc Animal ID	Treatment	Slaughter Date	Glucose	Bilirubin	Ketone	Specific Gravity	Blood	pH	Protein	Urobilinogen	Nitrite	Leukocytes
65	6	200434512	Clone	20-Dec-2004	0	0	0	1.005	0	8.0	1.0	0	0	0
66	7	200434403	Clone	20-Dec-2004	0	0	0	1.010	0	8.0	0.3	0	0	0
67	8	200432704	Clone	20-Dec-2004	0	0	0	1.010	10	8.0	0.3	0	0	0
68	9	200433711	Clone	20-Dec-2004	0	0	0	1.010	80	8.0	0.3	0	0	0
69	10	200430903	Clone	20-Dec-2004	0	0	0	1.030	0	7.0	0.3	0	0	0
70	11	200433205	Clone	20-Dec-2004	0	0	0	1.010	10	8.0	1.0	0	0	0
71	12	200432004	Clone	20-Dec-2004	0	0	0	1.010	0	8.0	0.3	0	0	0
72	13	200432404	Clone	20-Dec-2004	0	0	0	1.020	0	7.5	0.3	0	0	0
73	14	200431003	Clone	20-Dec-2004	0	0	0	1.005	0	8.0	0.1	0	0	0
74	15	200431406	Clone	20-Dec-2004	0	0	0	1.010	0	8.0	0.1	0	0	0
75	16	200432108	Clone	20-Dec-2004	0	0	0	1.020	0	8.0	3.0	0	0	0
76	17	200431610	Clone	20-Dec-2004	0	0	0	1.005	10	8.0	0.3	0	0	0
77	18	200431011	Clone	20-Dec-2004	0	0	0	1.005	0	8.0	3.0	0	0	0
78	19	200434402	Clone	20-Dec-2004	0	0	0	1.005	0	8.0	1.0	0	0	0
79	20	200432310	Clone	20-Dec-2004	0	0	0	1.005	0	8.0	1.0	0	0	0
80	21	200432308	Clone	20-Dec-2004	0	0	0	1.010	200	8.0	1.0	0	0	0
81	22	200432406	Clone	20-Dec-2004	0	0	0	1.005	0	8.0	0.3	0	0	0
82	23	200432706	Clone	20-Dec-2004	0	0	0	1.010	0	8.0	0.1	0	0	0
83	24	200434601	Clone	20-Dec-2004	0	0	0	1.010	0	8.0	0.3	0	0	0
84	25	200432705	Clone	20-Dec-2004	0	0	0	1.005	10	8.0	0.3	0	0	0
85	26	200434401	Clone	20-Dec-2004	0	0	0	1.020	0	8.0	1.0	0	0	0
86	1	200433505	Control	21-Dec-2004	0	0	0	1.005	0	8.0	0.3	0	0	0
87	2	200434206	Control	21-Dec-2004	0	0	0	1.025	10	7.5	3.0	0	0	0
88	3	200432602	Control	21-Dec-2004	0	0	0	1.005	0	8.0	0.3	0	0	0
89	4	200438511	Control	21-Dec-2004	0	0	0	1.010	0	8.0	1.0	0	0	0
90	5	200438408	Control	21-Dec-2004	0	0	0	1.020	10	8.0	3.0	0	0	0
91	6	200438513	Control	21-Dec-2004	0	0	0	1.020	0	8.0	3.0	0	0	0
92	7	200433405	Control	21-Dec-2004	0	0	0	1.020	0	8.0	1.0	0	0	0
93	8	200435302	Control	21-Dec-2004	0	0	0	1.020	0	8.0	0.1	0	0	0
94	9	200435311	Control	21-Dec-2004	0	0	0	1.025	200	7.5	0.3	0	0	0
95	10	200435407	Control	21-Dec-2004	0	0	0	1.010	0	8.0	0.3	0	0	0
96	11	200433512	Control	21-Dec-2004	0	0	0	1.010	10	8.0	0.3	0	0	0

Total Number	Slaughter Order/Day	Marc Animal ID	Treatment	Slaughter Date	Glucose	Bilirubin	Ketone	Specific Gravity	Blood	pH	Protein	Urobilinogen	Nitrite	Leukocytes
97	12	200434808	Control	21-Dec-2004	0	0	0	1.010	0	8.0	1.0	0	0	0
98	13	200432607	Control	21-Dec-2004	0	0	0	1.010	0	8.0	3.0	0	0	0
99	14	200430510	Control	21-Dec-2004	0	0	0	1.015	0	8.0	3.0	0	0	0
100	15	200431805	Control	21-Dec-2004	0	0	0	1.020	0	8.0	0.1	0	0	0
101	16	200434807	Control	21-Dec-2004	0	0	0	1.010	0	8.0	0.1	0	0	0
102	17	200433306	Control	21-Dec-2004	0	0	0	1.010	0	8.0	0.1	0	0	0
103	18	200434005	Control	21-Dec-2004	0	0	0	1.010	0	8.0	0.0	0	0	0
104	19	200432610	Control	21-Dec-2004	0	0	0	1.010	10	8.0	0.1	0	0	0
105	20	200435404	Control	21-Dec-2004	0	0	0	1.010	0	8.0	0.1	0	0	0
106	21	200433511	Control	21-Dec-2004	0	0	0	1.020	0	8.0	0.1	0	0	0
107	22	200433307	Control	21-Dec-2004	0	0	0	1.020	0	7.5	0.1	0	0	0
108	23	200434003	Control	21-Dec-2004	0	0	0	1.020	0	8.0	3.0	0	0	0
109	24	200433408	Control	21-Dec-2004	0	0	0	1.010	10	8.0	0.1	0	0	0
110	25	200432907	Control	21-Dec-2004	0	0	0	1.010	0	8.0	1.0	0	0	0
111	26	200432913	Control	21-Dec-2004	0	0	0	1.030	25	6.0	1.0	0	0	0
112	27	200432601	Control	21-Dec-2004	0	0	0	1.030	0	6.5	1.0	0	0	0
113	28	200434203	Control	21-Dec-2004	0	0	0	1.010	0	8.0	0.1	0	0	0
114	29	200434901	Control	21-Dec-2004	0	0	0	1.020	10	8.0	0.3	0	0	0
115	30	200434806	Control	21-Dec-2004	0	0	0	1.015	0	8.0	0.1	0	0	0
116	1	200431801	Control	27-Dec-2004	0	0	0	1.010	0	8.0	3.0	0	0	0
117	2	200435308	Control	27-Dec-2004	0	0	0	1.020	10	7.5	0.1	0	0	0
118	3	200434902	Control	27-Dec-2004	0	0	0	1.015	0	8.0	3.0	0	0	0
119	4	200436303	Control	27-Dec-2004	0	0	0	1.020	0	8.0	0.3	0	0	0
120	5	200438401	Control	27-Dec-2004	0	0	0	1.005	0	8.0	1.0	0	0	0
121	6	200435412	Control	27-Dec-2004	0	0	0	1.010	10	8.0	3.0	0	0	0
122	7	200438404	Control	27-Dec-2004	0	0	0	1.015	10	8.0	0.3	0	0	0
123	8	200436309	Control	27-Dec-2004	0	0	0	1.010	0	8.0	3.0	0	0	0
124	9	200438406	Control	27-Dec-2004	0	0	0	1.010	10	8.0	1.0	0	0	0
125	10	200437309	Control	27-Dec-2004	0	0	0	1.015	0	8.0	0.3	0	0	0
126	11	200434007	Control	27-Dec-2004	0	0	0	1.005	0	8.0	1.0	0	0	0
127	12	200440605	Control	27-Dec-2004	0	0	0	1.005	0	8.0	0.3	0	0	0
128	13	200438505	Control	27-Dec-2004	0	0	0	1.010	0	8.0	3.0	0	0	0

Total Number	Slaughter Order/Day	Marc Animal ID	Treatment	Slaughter Date	Glucose	Bilirubin	Ketone	Specific Gravity	Blood	pH	Protein	Urobilinogen	Nitrite	Leukocytes
129	14	200434809	Control	27-Dec-2004	0	0	0	1.015	0	8.0	1.0	0	0	0
130	15	200439210	Control	27-Dec-2004	0	0	0	1.005	0	8.0	0.3	0	0	0
131	16	200431704	Clone	27-Dec-2004	0	0	0	1.010	80	8.0	0.1	0	0	0
132	17	200436010	Clone	27-Dec-2004	0	0	0	1.010	0	8.0	0.1	0	0	0
133	18	200431703	Clone	27-Dec-2004	0	0	0	1.015	80	8.0	0.3	0	0	0
134	19	200431706	Clone	27-Dec-2004	0	0	0	1.010	0	8.0	3.0	0	0	0
135	20	200431403	Clone	27-Dec-2004	0	0	0	1.010	0	8.0	1.0	0	0	0
136	21	200431401	Clone	27-Dec-2004	0	0	0	1.010	0	8.0	0.1	0	0	0
137	22	200430802	Clone	27-Dec-2004	0	0	0	1.005	0	8.0	1.0	0	0	0
138	23	200432402	Clone	27-Dec-2004	0	0	0	1.010	0	8.0	0.3	0	0	0
139	24	200433803	Clone	27-Dec-2004	0	0	0	1.005	0	8.0	3.0	0	0	0
140	25	200437404	Clone	27-Dec-2004	0	0	0	1.005	0	8.0	1.0	0	0	0
141	26	200433602	Clone	27-Dec-2004	0	0	0	1.010	0	8.0	1.0	0	0	0
142	27	200430704	Clone	27-Dec-2004	0	0	0	1.010	0	8.0	3.0	0	0	0
143	28	200436402	Clone	27-Dec-2004	0	0	0	1.010	0	7.5	0.3	0	0	0
144	29	200437802	Clone	27-Dec-2004	0	0	0	1.030	0	6.5	0.1	0	0	0
145	30	200433206	Clone	27-Dec-2004	0	0	0	1.010	0	7.5	0.1	0	0	0
146	31	200432105	Clone	27-Dec-2004	0	0	0	1.020	0	8.0	0.3	0	0	0
147	32	200432702	Clone	27-Dec-2004	0	0	0	1.005	0	8.0	0.3	0	0	0
148	33	200437801	Clone	27-Dec-2004	0	0	0	1.005	0	8.0	3.0	0	0	0
149	34	200438107	Clone	27-Dec-2004	0	0	0	1.015	0	7.5	0.1	0	0	0
150	35	200433809	Clone	27-Dec-2004	0	0	0	1.010	0	8.0	1.0	0	0	0
151	1	200435401	Control	29-Dec-04	0	0	0	1.010	0	8.0	1.0	0	0	0
152	2	200433404	Control	29-Dec-04	0	0	0	1.020	0	8.0	0.3	0	0	0
153	3	200439206	Control	29-Dec-04	0	0	0	1.020	10	7.5	3.0	0	0	0
154	4	200432604	Control	29-Dec-04	0	0	0	1.025	10	6.5	0.3	0	0	0
155	5	200434310	Control	29-Dec-04	0	0	0	1.010	10	8.0	3.0	0	0	0
156	6	200434004	Control	29-Dec-04	0	0	0	1.010	200	8.0	1.0	0	0	0
157	7	200435413	Control	29-Dec-04	0	0	0	1.015	10	8.0	3.0	0	0	0
158	8	200440602	Control	29-Dec-04	0	0	0	1.030	10	6.0	1.0	0	0	0
159	9	200432909	Control	29-Dec-04	0	0	0	1.015	0	8.0	3.0	0	0	0
160	10	200439202	Control	29-Dec-04	0	0	0	1.010	0	8.0	0.3	0	0	0

Total Number	Slaughter Order/Day	Marc Animal ID	Treatment	Slaughter Date	Glucose	Bilirubin	Ketone	Specific Gravity	Blood	pH	Protein	Urobilinogen	Nitrite	Leukocytes
161	11	200434802	Control	29-Dec-04	0	0	0	1.010	0	8.0	1.0	0	0	0
162	12	200434201	Control	29-Dec-04	0	0	0	1.005	0	8.5	3.0	0	0	0
163	13	200439406	Control	29-Dec-04	0	0	0	1.010	0	8.0	3.0	0	0	0
164	14	200435402	Control	29-Dec-04	0	0	0	1.010	0	8.0	1.0	0	0	0
165	15	200435306	Control	29-Dec-04	0	0	0	1.010	0	8.0	1.0	0	0	0
166	16	200432002	Clone	29-Dec-04	0	0	0	1.010	0	8.0	3.0	0	0	0
167	17	200432101	Clone	29-Dec-04	0	0	0	1.025	0	6.0	0.0	0	0	0
168	18	200432503	Clone	29-Dec-04	0	0	0	1.010	0	7.5	0.1	0	0	0
169	19	200431607	Clone	29-Dec-04	0	0	0	1.015	0	8.0	0.3	0	0	0
170	20	200433710	Clone	29-Dec-04	0	0	0	1.020	10	7.5	0.1	0	0	0
171	21	200436405	Clone	29-Dec-04	0	0	0	1.010	0	8.0	0.3	0	0	0
172	22	200432006	Clone	29-Dec-04	0	0	0	1.015	10	8.0	0.1	0	0	0
173	23	200430803	Clone	29-Dec-04	0	0	0	1.025	10	7.5	0.1	0	0	0
174	24	200436911	Clone	29-Dec-04	0	0	0	1.010	0	8.0	0.1	0	0	0
175	25	200433604	Clone	29-Dec-04	0	0	0	1.005	0	8.0	0.1	0	0	0
176	26	200432501	Clone	29-Dec-04	0	0	0	1.010	0	7.5	0.1	0	0	0
177	27	200433207	Clone	29-Dec-04	0	0	0	1.010	10	8.0	0.1	0	0	0
178	28	200432302	Clone	29-Dec-04	0	0	0	1.020	10	8.0	0.1	0	0	0
179	29	200433804	Clone	29-Dec-04	0	0	0	1.005	0	8.5	0.3	0	0	0
180	30	200435802	Clone	29-Dec-04	0	0	0	1.010	10	8.5	0.1	0	0	0
181	31	200433808	Clone	29-Dec-04	0	0	0	1.020	10	8.0	0.1	0	0	0
182	32	200430606	Clone	29-Dec-04	0	0	0	1.020	10	7.5	0.3	0	0	0
183	1	200433402	Control	3-Jan-05	0	0	0	1.020	0	7.5	1.0	0	0	0
184	2	200433504	Control	3-Jan-05	0	0	0	1.020	0	7.5	1.0	0	0	0
185	3	200430502	Control	3-Jan-05	0	0	0	1.005	0	8.0	1.0	0	0	0
186	4	200433403	Control	3-Jan-05	0	0	0	1.015	0	8.0	0.3	0	0	0
187	5	200436310	Control	3-Jan-05	0	0	0	1.030	0	6.0	1.0	0	0	0
188	6	200438503	Control	3-Jan-05	0	0	0	1.025	0	7.0	3.0	0	0	0
189	7	200440601	Control	3-Jan-05	0	0	0	1.030	0	6.5	1.0	0	0	0
190	8	200435409	Control	3-Jan-05	0	0	0	1.010	200	8.0	1.0	0	0	0
191	9	200434009	Control	3-Jan-05	0	0	0	1.010	25	8.0	0.1	0	0	0
192	10	200440901	Control	3-Jan-05	0	0	0	1.015	0	8.0	0.3	0	0	0

Total Number	Slaughter Order/Day	Marc Animal ID	Treatment	Slaughter Date	Glucose	Bilirubin	Ketone	Specific Gravity	Blood	pH	Protein	Urobilinogen	Nitrite	Leukocytes
193	11	200440906	Control	3-Jan-05	0	0	0	1.020	0	7.5	0.3	0	0	0
194	12	200433501	Control	3-Jan-05	0	0	0	1.020	25	7.5	0.1	0	0	0
195	13	200430509	Control	3-Jan-05	0	0	0	1.015	80	8.0	1.0	0	0	0
196	14	200436305	Control	3-Jan-05	0	0	0	1.010	0	7.5	0.1	0	0	0
197	15	200431012	Clone	3-Jan-05	0	0	0	1.020	25	7.5	0.3	0	0	0
198	16	200437501	Clone	3-Jan-05	0	0	0	1.010	80	8.0	1.0	0	0	0
199	17	200433203	Clone	3-Jan-05	0	0	0	1.030	0	6.0	0.1	0	0	0
200	18	200436006	Clone	3-Jan-05	0	0	0	1.020	25	8.0	3.0	0	0	0
201	19	200434608	Clone	3-Jan-05	0	0	0	1.010	10	8.0	1.0	0	0	0
202	20	200430608	Clone	3-Jan-05	0	0	0	1.005	10	8.0	0.3	0	0	0
203	21	200431007	Clone	3-Jan-05	0	0	0	1.005	80	8.0	0.0	0	0	0
204	22	200433806	Clone	3-Jan-05	0	0	0	1.030	10	6.5	0.3	0	0	0
205	23	200432007	Clone	3-Jan-05	0	0	0	1.005	0	8.0	1.0	0	0	0
206	24	200431402	Clone	3-Jan-05	0	0	0	1.005	0	8.0	0.3	0	0	0
207	25	200432104	Clone	3-Jan-05	0	0	0	1.015	10	8.0	0.3	0	0	0
208	26	200431409	Clone	3-Jan-05	0	0	0	1.010	0	8.0	0.1	0	0	0
209	27	200437510	Clone	3-Jan-05	0	0	0	1.010	25	7.5	0.3	0	0	0
210	28	200436404	Clone	3-Jan-05	0	0	0	1.010	0	8.0	0.1	0	0	0
211	29	200433712	Clone	3-Jan-05	0	0	0	1.010	0	8.0	0.1	0	0	0
212	30	200436610	Clone	3-Jan-05	0	0	0	1.020	0	7.0	0.1	0	0	0
213	31	200437804	Clone	3-Jan-05	0	0	0	1.010	10	8.0	0.3	0	0	0
214	1	200437302	Control	6-Jan-05	0	0	0	1.030	80	6.5	1.0	0	0	0
215	2	200433507	Control	6-Jan-05	0	0	0	1.010	200	7.5	1.0	0	0	0
216	3	200434306	Control	6-Jan-05	0	0	0	1.010	0	7.5	0.3	0	0	0
217	4	200433503	Control	6-Jan-05	0	0	0	1.010	0	7.5	0.3	0	0	0
218	5	200430501	Control	6-Jan-05	0	0	0	1.010	0	8.0	0.3	0	0	0
219	6	200440603	Control	6-Jan-05	0	0	0	1.020	0	7.0	1.0	0	0	0
220	7	200435410	Control	6-Jan-05	0	0	0	1.030	0	6.0	0.1	0	0	0
221	8	200434008	Control	6-Jan-05	0	0	0	1.020	0	7.5	3.0	0	0	0
222	9	200435411	Control	6-Jan-05	0	0	0	1.020	10	7.0	0.3	0	0	0
223	10	200438706	Control	6-Jan-05	0	0	0	1.010	0	8.0	0.3	0	0	0
224	11	200439208	Control	6-Jan-05	0	0	0	1.020	200	7.5	1.0	0	0	0

Total Number	Slaughter Order/Day	Marc Animal ID	Treatment	Slaughter Date	Glucose	Bilirubin	Ketone	Specific Gravity	Blood	pH	Protein	Urobilinogen	Nitrite	Leukocytes
225	12	200440911	Control	6-Jan-05	0	0	0	1.030	10	6.0	1.0	0	0	0
226	13	200435305	Control	6-Jan-05	0	0	0	1.030	80	6.0	0.3	0	0	0
227	14	200433502	Control	6-Jan-05	0	0	0	1.010	0	8.0	0.3	0	0	0
228	15	200435301	Control	6-Jan-05	0	0	0	1.010	0	8.0	0.3	0	0	0
229	16	200434303	Control	6-Jan-05	0	0	0	1.010	0	8.0	1.0	0	0	0
230	17	200431603	Clone	6-Jan-05	0	0	0	1.005	0	8.0	1.0	0	0	0
231	18	200433003	Clone	6-Jan-05	0	0	0	1.015	0	7.5	0.3	0	0	0
232	19	200432312	Clone	6-Jan-05	0	0	0	1.030	200	6.0	3.0	0	0	0
233	20	200432005	Clone	6-Jan-05	0	0	0	1.015	80	8.0	0.1	0	0	0
234	21	200436902	Clone	6-Jan-05	0	0	0	1.015	0	7.5	0.1	0	0	0
235	22	200436002	Clone	6-Jan-05	0	0	0	1.020	0	7.5	0.3	0	0	0
236	23	200431410	Clone	6-Jan-05	0	0	0	1.010	10	7.5	0.1	0	0	0
237	24	200432401	Clone	6-Jan-05	0	0	0	1.010	10	8.0	3.0	0	0	0
238	25	200432102	Clone	6-Jan-05	0	0	0	1.005	0	8.0	1.0	0	0	0
239	26	200436013	Clone	6-Jan-05	0	0	0	1.030	0	6.5	0.3	0	0	0
240	27	200432504	Clone	6-Jan-05	0	0	0	1.010	0	8.0	0.3	0	0	0
241	28	200438106	Clone	6-Jan-05	0	0	0	1.010	0	8.0	0.1	0	0	0
242	29	200432001	Clone	6-Jan-05	0	0	0	1.020	0	8.0	1.0	0	0	0
243	30	200438105	Clone	6-Jan-05	0	0	0	1.010	0	8.0	1.0	0	0	0
244	31	200431506	Clone	6-Jan-05	0	0	0	1.010	0	8.0	0.3	0	0	0
245	32	200437408	Clone	6-Jan-05	0	0	0	1.020	0	7.0	1.0	0	0	0
246	1	200433506	Control	10-Jan-05	0	0	0	1.010	0	7.5	0.3	0	0	0
247	2	200434302	Control	10-Jan-05	0	0	0	1.020	0	7.5	0.3	0	0	0
248	3	200434903	Control	10-Jan-05	0	0	0	1.010	0	8.0	0.3	0	0	0
249	4	200435405	Control	10-Jan-05	0	0	0	1.030	10	6.5	1.0	0	0	0
250	5	200434905	Control	10-Jan-05	0	0	0	1.020	25	7.0	3.0	0	0	0
251	6	200432906	Control	10-Jan-05	0	0	0	1.020	200	7.0	3.0	0	0	0
252	7	200435310	Control	10-Jan-05	0	0	0	1.020	10	7.5	0.3	0	0	0
253	8	200438402	Control	10-Jan-05	0	0	0	1.020	10	7.5	1.0	0	0	0
254	9	200438501	Control	10-Jan-05	0	0	0	1.020	0	7.5	0.3	0	0	0
255	10	200434803	Control	10-Jan-05	0	0	0	1.010	0	7.5	0.3	0	0	0
256	11	200432904	Control	10-Jan-05	0	0	0	1.005	0	8.0	3.0	0	0	0

Total Number	Slaughter Order/Day	Marc Animal ID	Treatment	Slaughter Date	Glucose	Bilirubin	Ketone	Specific Gravity	Blood	pH	Protein	Urobilinogen	Nitrite	Leukocytes
257	12	200434904	Control	10-Jan-05	0	0	0	1.005	0	8.0	3.0	0	0	0
258	13	200430506	Control	10-Jan-05	0	0	0	1.010	0	8.0	1.0	0	0	0
259	14	200435403	Control	10-Jan-05	0	0	0	1.005	0	8.0	1.0	0	0	0
260	15	200434804	Control	10-Jan-05	0	0	0	1.005	0	8.0	1.0	0	0	0
261	16	200434509	Clone	10-Jan-05	0	0	0	1.020	25	7.0	0.3	0	0	0
262	17	200434607	Clone	10-Jan-05	0	0	0	1.010	0	7.0	0.3	0	0	0
263	18	200437502	Clone	10-Jan-05	0	0	0	1.005	0	8.0	1.0	0	0	0
264	19	200434504	Clone	10-Jan-05	0	0	0	1.010	0	8.0	0.3	0	0	0
265	20	200436007	Clone	10-Jan-05	0	0	0	1.005	0	8.0	0.3	0	0	0
266	21	200432407	Clone	10-Jan-05	0	0	0	1.005	0	8.0	1.0	0	0	0
267	22	200434501	Clone	10-Jan-05	0	0	0	1.005	0	8.0	1.0	0	0	0
268	23	200430610	Clone	10-Jan-05	0	0	0	1.020	80	7.5	0.3	0	0	0
269	24	200436608	Clone	10-Jan-05	0	0	0	1.020	0	6.5	0.1	0	0	0
270	25	200433002	Clone	10-Jan-05	0	0	0	1.010	0	8.0	0.3	0	0	0
271	26	200431701	Clone	10-Jan-05	0	0	0	1.005	0	8.0	0.3	0	0	0
272	27	200433202	Clone	10-Jan-05	0	0	0	1.005	0	8.0	0.1	0	0	0
273	28	200434503	Clone	10-Jan-05	0	0	0	1.025	0	6.0	0.1	0	0	0
274	29	200430701	Clone	10-Jan-05	0	0	0	1.020	0	7.0	1.0	0	0	0
275	30	200435801	Clone	10-Jan-05	0	0	0	1.010	0	7.5	0.1	0	0	0
276	1	200430504	Control	12-Jan-05	0	0	0	1.010	0	7.5	0.1	0	0	0
277	2	200434006	Control	12-Jan-05	0	0	0	1.025	200	6.5	1.0	0	0	0
278	3	200436312	Control	12-Jan-05	0	0	0	1.010	0	7.5	3.0	0	0	0
279	4	200432901	Control	12-Jan-05	0	0	0	1.010	0	8.0	0.3	0	0	0
280	5	200440903	Control	12-Jan-05	0	0	0	1.010	80	8.0	3.0	0	0	0
281	6	200434304	Control	12-Jan-05	0	0	0	1.020	0	6.5	0.3	0	0	0
282	7	200436913	Clone	12-Jan-05	0	0	0	1.005	10	8.0	1.0	0	0	0
283	8	200431702	Clone	12-Jan-05	0	0	0	1.005	0	8.0	0.1	0	0	0
284	9	200434502	Clone	12-Jan-05	0	0	0	1.005	0	8.0	0.1	0	0	0
285	10	200436912	Clone	12-Jan-05	0	0	0	1.020	0	6.0	0.1	0	0	0
286	11	200431004	Clone	12-Jan-05	0	0	0	1.010	0	8.0	0.3	0	0	0
287	12	200436603	Clone	12-Jan-05	0	0	0	1.010	0	7.5	0.1	0	0	0
288	13	200432403	Clone	12-Jan-05	0	0	0	1.005	0	8.0	1.0	0	0	0

Total Number	Slaughter Order/Day	Marc Animal ID	Treatment	Slaughter Date	Glucose	Bilirubin	Ketone	Specific Gravity	Blood	pH	Protein	Urobilinogen	Nitrite	Leukocytes
289	14	200431605	Clone	12-Jan-05	0	0	0	1.010	0	8.0	0.3	0	0	0
290	15	200431010	Clone	12-Jan-05	0	0	0	1.005	0	8.0	1.0	0	0	0
291	16	200430611	Clone	12-Jan-05	0	0	0	1.030	10	6.0	0.1	0	0	0
292	17	200431002	Clone	12-Jan-05	0	0	0	1.015	0	7.5	0.3	0	0	0
293	18	200436005	Clone	12-Jan-05	0	0	0	1.005	80	8.0	0.3	0	0	0
294	19	200436606	Clone	12-Jan-05	0	0	0	1.010	0	7.5	0.3	0	0	0
295	20	200436602	Clone	12-Jan-05	0	0	0	1.005	0	8.0	3.0	0	0	0
296	21	200431601	Clone	12-Jan-05	0	0	0	1.000	0	8.0	1.0	0	0	0
297	22	200438104	Clone	12-Jan-05	0	0	0	1.005	0	8.0	1.0	0	0	0
298	23	200437406	Clone	12-Jan-05	0	0	0	1.005	0	8.0	0.3	0	0	0
299	24	200435803	Clone	12-Jan-05	0	0	0	1.005	200	8.0	1.0	0	0	0
300	25	200434511	Clone	12-Jan-05	0	0	0	1.020	0	7.0	0.1	0	0	0
301	1	200438707	Control	18-Jan-05	0	0	0	1.005	0	8.0	0.1	0	0	0
302	2	200440909	Control	18-Jan-05	0	0	0	1.030	0	6.0	1.0	0	0	0
303	3	200440907	Control	18-Jan-05	0	0	0	1.030	80	6.5	3.0	0	0	0
304	4	200433406	Control	18-Jan-05	0	0	0	1.010	0	7.5	1.0	0	0	0
305	5	200433303	Control	18-Jan-05	0	0	0	1.005	0	8.0	0.3	0	0	0
306	6	200439205	Control	18-Jan-05	0	0	0	1.010	0	8.0	0.3	0	0	0
307	7	200433302	Control	18-Jan-05	0	0	0	1.010	0	7.5	0.1	0	0	0
308	8	200441202	Control	18-Jan-05	0	0	0	1.010	0	7.5	1.0	0	0	0
309	9	200439902	Control	18-Jan-05	0	0	0	1.010	0	7.0	0.1	0	0	0
310	10	200439903	Control	18-Jan-05	0	0	0	1.010	200	7.5	0.1	0	0	0
311	11	200431708	Clone	18-Jan-05	0	0	0	1.010	200	8.0	3.0	0	0	0
312	12	200438607	Clone	18-Jan-05	0	0	0	1.010	0	8.0	0.1	0	0	0
313	13	200436604	Clone	18-Jan-05	0	0	0	1.010	0	7.5	3.0	0	0	0
314	14	200434101	Clone	18-Jan-05	0	0	0	1.010	0	7.5	0.1	0	0	0
315	15	200436607	Clone	18-Jan-05	0	0	0	1.015	200	7.5	1.0	0	0	0
316	16	200432507	Clone	18-Jan-05	0	0	0	1.020	0	7.5	0.3	0	0	0
317	17	200438610	Clone	18-Jan-05	0	0	0	1.025	0	6.5	0.1	0	0	0
318	18	200432008	Clone	18-Jan-05	0	0	0	1.010	0	7.5	0.3	0	0	0
319	19	200439505	Clone	18-Jan-05	0	0	0	1.005	0	7.5	0.3	0	0	0
320	20	200436901	Clone	18-Jan-05	0	0	0	1.010	0	8.0	0.1	0	0	0

Total Number	Slaughter Order/Day	Marc Animal ID	Treatment	Slaughter Date	Glucose	Bilirubin	Ketone	Specific Gravity	Blood	pH	Protein	Urobilinogen	Nitrite	Leukocytes
321	21	200433007	Clone	18-Jan-05	0	0	0	1.010	0	8.0	0.3	0	0	0
322	22	200431503	Clone	18-Jan-05	0	0	0	1.020	0	7.0	0.1	0	0	0
323	23	200436001	Clone	18-Jan-05	0	0	0	1.005	0	8.0	0.3	0	0	0
324	24	200438101	Clone	18-Jan-05	0	0	0	1.005	0	8.0	0.3	0	0	0
325	25	200432304	Clone	18-Jan-05	0	0	0	1.025	0	6.5	0.1	0	0	0
326	26	200433709	Clone	18-Jan-05	0	0	0	1.030	0	6.0	0.1	0	0	0
327	27	200438602	Clone	18-Jan-05	0	0	0	1.010	0	7.5	0.3	0	0	0
328	28	200436905	Clone	18-Jan-05	0	0	0	1.005	0	8.0	0.3	0	0	0
329	29	200432003	Clone	18-Jan-05	0	0	0	1.020	0	7.0	0.3	0	0	0
330	30	200437803	Clone	18-Jan-05	0	0	0	1.020	0	7.0	0.3	0	0	0
331	31	200434606	Clone	18-Jan-05	0	0	0	1.010	0	8.0	0.3	0	0	0
332	32	200438609	Clone	18-Jan-05	0	0	0	1.020	0	6.5	0.1	0	0	0
333	1	200438705	Control	20-Jan-05	0	0	0	1.005	0	8.0	3.0	0	0	0
334	2	200433401	Control	20-Jan-05	0	0	0	1.010	0	8.0	0.3	0	0	0
335	3	200431803	Control	20-Jan-05	0	0	0	1.005	0	8.0	0.3	0	0	0
336	4	200438709	Control	20-Jan-05	0	0	0	1.010	0	7.5	0.1	0	0	0
337	5	200430507	Control	20-Jan-05	0	0	0	1.020	0	7.0	1.0	0	0	0
338	6	200434805	Control	20-Jan-05	0	0	0	1.005	0	7.5	1.0	0	0	0
339	7	200435304	Control	20-Jan-05	0	0	0	1.010	0	8.0	3.0	0	0	0
340	8	200439901	Control	20-Jan-05	0	0	0	1.010	10	8.0	0.1	0	0	0
341	9	200435307	Control	20-Jan-05	0	0	0	1.005	10	8.0	0.3	0	0	0
342	10	200433208	Clone	20-Jan-05	0	0	0	1.010	10	8.0	1.0	0	0	0
343	11	200439502	Clone	20-Jan-05	0	0	0	1.030	10	6.0	1.0	0	0	0
344	12	200438608	Clone	20-Jan-05	0	0	0	1.015	0	7.5	1.0	0	0	0
345	13	200433801	Clone	20-Jan-05	0	0	0	1.020	0	7.0	0.3	0	0	0
346	14	200430801	Clone	20-Jan-05	0	0	0	1.020	0	7.0	3.0	0	0	0
347	15	200436601	Clone	20-Jan-05	0	0	0	1.005	0	8.0	0.3	0	0	0
348	16	200430602	Clone	20-Jan-05	0	0	0	1.005	0	8.0	1.0	0	0	0
349	17	200436004	Clone	20-Jan-05	0	0	0	1.010	0	7.5	0.1	0	0	0
350	18	200436903	Clone	20-Jan-05	0	0	0	1.010	0	7.5	3.0	0	0	0
351	19	200433001	Clone	20-Jan-05	0	0	0	1.010	0	8.0	0.3	0	0	0
352	20	200433802	Clone	20-Jan-05	0	0	0	1.025	10	7.0	3.0	0	0	0

Total Number	Slaughter Order/Day	Marc Animal ID	Treatment	Slaughter Date	Glucose	Bilirubin	Ketone	Specific Gravity	Blood	pH	Protein	Urobilinogen	Nitrite	Leukocytes
353	21	200438611	Clone	20-Jan-05	0	0	0	1.010	0	8.0	0.3	0	0	0
354	22	200430702	Clone	20-Jan-05	0	0	0	1.010	0	8.0	0.3	0	0	0
355	23	200431602	Clone	20-Jan-05	0	0	0	1.010	0	8.0	0.3	0	0	0
356	24	200434602	Clone	20-Jan-05	0	0	0	1.010	0	8.0	1.0	0	0	0
357	25	200434109	Clone	20-Jan-05	0	0	0	1.005	0	8.0	0.3	0	0	0
358	26	200433010	Clone	20-Jan-05	0	0	0	1.015	10	8.0	0.1	0	0	0
359	27	200434104	Clone	20-Jan-05	0	0	0	1.015	0	8.0	0.3	0	0	0
360	28	200431005	Clone	20-Jan-05	0	0	0	1.010	0	8.0	0.1	0	0	0
361	29	200434107	Clone	20-Jan-05	0	0	0	1.005	0	8.0	0.1	0	0	0
362	1	200441205	Control	26-Jan-2005	0	0	0	1.030	10	6.0	0.3	0	0	0
363	2	200441211	Control	26-Jan-2005	0	0	0	1.015	0	7.5	0.3	0	0	0
364	3	200441203	Control	26-Jan-2005	0	0	0	1.030	0	6.0	0.3	0	0	0
365	4	200441201	Control	26-Jan-2005	0	0	0	1.025	0	6.5	1.0	0	0	0
366	5	200438701	Control	26-Jan-2005	0	0	0	1.010	0	7.5	0.3	0	0	0
367	6	200441209	Control	26-Jan-2005	0	0	0	1.030	0	6.0	0.3	0	0	0
368	7	200439904	Control	26-Jan-2005	0	0	0	1.010	0	7.5	1.0	0	0	0
369	8	200441207	Control	26-Jan-2005	0	0	0	1.030	0	6.0	0.3	0	0	0
370	9	200436301	Control	26-Jan-2005	0	0	0	1.010	0	7.0	0.1	0	0	0
371	10	200439204	Control	26-Jan-2005	0	0	0	1.005	0	7.5	3.0	0	0	0
372	11	200434603	Clone	26-Jan-2005	0	0	0	1.005	0	8.0	3.0	0	0	0
373	12	200434113	Clone	26-Jan-2005	0	0	0	1.015	0	8.0	20.0	0	0	0
374	13	200438606	Clone	26-Jan-2005	0	0	0	1.010	0	7.5	0.1	0	0	0
375	14	200436401	Clone	26-Jan-2005	0	0	0	1.005	0	8.0	3.0	0	0	0
376	15	200434111	Clone	26-Jan-2005	0	0	0	1.015	0	7.5	0.3	0	0	0
377	16	200438603	Clone	26-Jan-2005	0	0	0	1.200	0	7.0	0.1	0	0	0
378	17	200433011	Clone	26-Jan-2005	0	0	0	1.030	10	6.0	0.3	0	0	0
379	18	200439504	Clone	26-Jan-2005	0	0	0	1.010	0	7.5	0.3	0	0	0
380	19	200437402	Clone	26-Jan-2005	0	0	0	1.010	0	8.0	1.0	0	0	0
381	20	200439501	Clone	26-Jan-2005	0	0	0	1.010	0	7.5	0.3	0	0	0
382	21	200436008	Clone	26-Jan-2005	0	0	0	1.010	0	8.0	0.3	0	0	0
383	22	200438605	Clone	26-Jan-2005	0	0	0	1.005	0	8.0	1.0	0	0	0
384	23	200434605	Clone	26-Jan-2005	0	0	0	1.010	0	8.0	1.0	0	0	0

Total Number	Slaughter Order/Day	Marc Animal ID	Treatment	Slaughter Date	Glucose	Bilirubin	Ketone	Specific Gravity	Blood	pH	Protein	Urobilinogen	Nitrite	Leukocytes
385	24	200436003	Clone	26-Jan-2005	0	0	0	1.005	0	8.0	3.0	0	0	0
386	25	200437509	Clone	26-Jan-2005	0	0	0	1.010	200	8.0	1.0	0	0	0
387	26	200432506	Clone	26-Jan-2005	0	0	0	1.015	0	8.0	0.3	0	0	0
388	27	200433204	Clone	26-Jan-2005	0	0	0	1.020	0	8.0	1.0	0	0	0
389	28	200436612	Clone	26-Jan-2005	0	0	0	1.010	0	8.0	1.0	0	0	0
390	1	200438703	Control	2-Feb-2005	0	0	0	1.020	0	7.0	0.1	0	0	0
391	2	200439401	Control	2-Feb-2005	0	0	0	1.030	0	6.0	1.0	0	0	0
392	3	200431804	Control	2-Feb-2005	0	0	0	1.025	0	7.0	3.0	0	0	0
393	4	200439404	Control	2-Feb-2005	0	0	0	1.030	0	6.5	3.0	0	0	0
394	5	200438403	Control	2-Feb-2005	0	0	0	1.010	0	8.0	0.1	0	0	0
395	6	200439503	Clone	2-Feb-2005	0	0	0	1.010	0	8.0	0.1	0	0	0
396	7	200434102	Clone	2-Feb-2005	0	0	0	1.010	0	8.0	0.1	0	0	0
397	8	200430603	Clone	2-Feb-2005	0	0	0	1.005	0	8.5	1.0	0	0	0
398	9	200434604	Clone	2-Feb-2005	0	0	0	1.025	0	6.5	0.3	0	0	0
399	10	200438604	Clone	2-Feb-2005	0	0	0	1.005	0	8.0	1.0	0	0	0
400	11	200434105	Clone	2-Feb-2005	0	0	0	1.010	0	8.0	0.1	0	0	0
401	12	200437401	Clone	2-Feb-2005	0	0	0	1.015	0	7.5	0.1	0	0	0
402	13	200432306	Clone	2-Feb-2005	0	0	0	1.015	0	7.5	0.3	0	0	0
403	14	200433708	Clone	2-Feb-2005	0	0	0	1.005	0	8.5	0.3	0	0	0
404	15	200438102	Clone	2-Feb-2005	0	0	0	1.010	0	8.0	0.3	0	0	0
405	16	200436403	Clone	2-Feb-2005	0	0	0	1.010	0	8.0	1.0	0	0	0