

South Carolina 1 CROP

A Summary of CROP Landscape Analyses Results
(2006 – 2010)



South Carolina CROP:
Center Point: Foreston
50-mi. radius

1 National Forest – Francis Marion
(no ranger districts)
SC Forestry Commission
Shaw Air Force Base
Counties*
(*no removal planned)

gT = green tons (up to 7" dbh)
S = small log mmbf (>7"-12" dbh)
L = large log mmbf (>12" dbh)

<i>By Species</i>	5-yr total (Biomass = gT)	5-yr total Small log (mmbf)	5-yr total Large log (mmbf)
Loblolly pine (80% of 5-yr. total)	423,151	45.079	17.669
Slash pine (5% of 5-yr. total)	8,976	3.337	3.901
Gum species (5% of 5-yr. total)	0	2.385	6.053
Other hardwoods (3% of 5-yr. total)	0	1.919	2.859
Red maple (3% of 5-yr. total)	0	1.255	3.186
Oak species (2% of 5-yr. total)	0	.878	2.23
Bald cypress (2% of 5-yr. total)	0	.815	2.07
Longleaf pine (1% of 5-yr. Total)	1,422	.524	.107
Scrub oak (<1% of 5-yr. Total)	71.04	.026	.0054

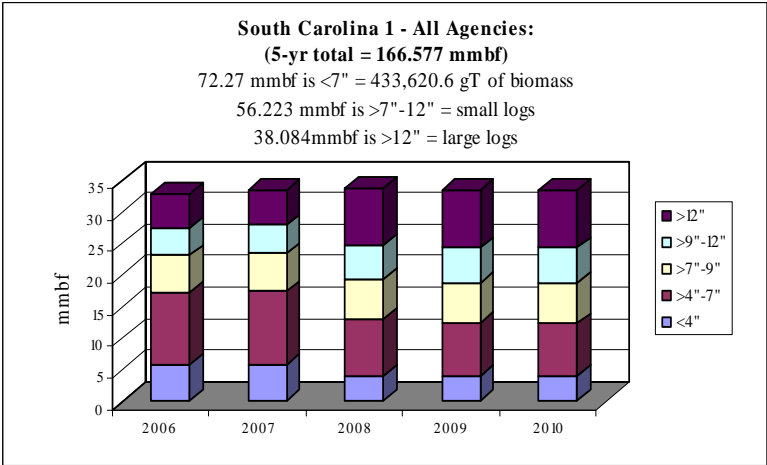
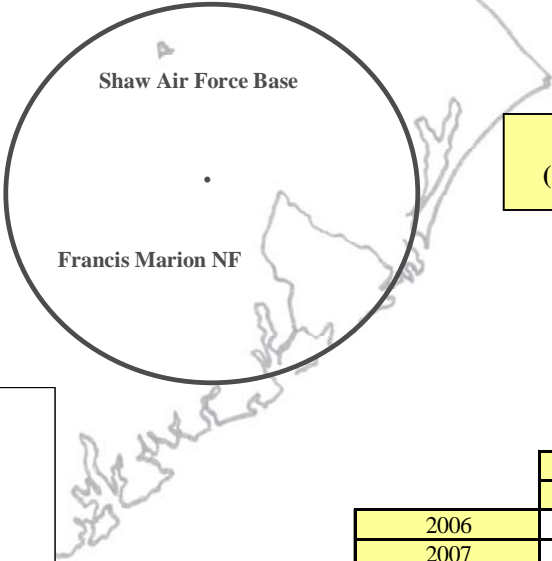
South Carolina 1: All Agencies CROP offering/removal '06 – '10
(gT = 433,620.6 / S = 56.223 mmbf / L = 38.084 mmbf)

gT = green tons (up to 7" dbh)
 S = small log mmbf (>7"-12" dbh)
 L = large log mmbf (>12" dbh)

SC Forestry Comm.: 24%
(gT = 15,466 / S = 13.01 / L = 24.01)

Francis Marion NF: 75%
(gT = 414,600 / S = 41.9 / L = 13.8)

Shaw AFB: 1%
(gT = 3,554.5 / S = 1.312 / L = .269)



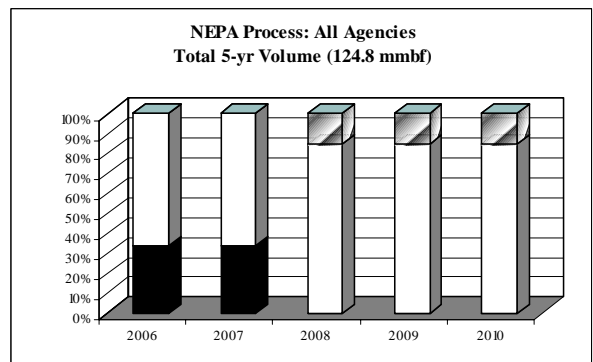
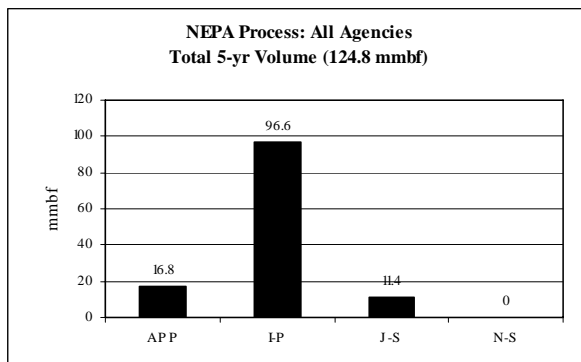
	gT	mmbf	
	Biomass	Small Log	Large Log
2006	103293.2143	10.20225	5.403
2007	104143.1743	10.46059	5.5192
2008	77848.23429	11.77538	8.914
2009	74941.17429	11.7654	9.08117
2010	73394.85429	12.01945	9.1664
Totals	433620.6514	56.22307	38.08377
%	43%	34%	23%
mmbf	72.27010857		

166.5769486

South Carolina 1 NEPA Process – All Agencies (Francis Marion NF only):

Total 5-yr volume (124.8 mmbf; includes gT as mmbf)

	<i>mmbf</i>	<i>% of total</i>
<i>Approved (APP)</i>	16.8	13%
<i>In process (I-P)</i>	96.6	77%
<i>Just started (J-S)</i>	11.4	10%
<i>Not started (N-S)</i>	0	0%



South Carolina 1: All Agencies CROP offering/removal '06 – '10
(gT = 433,620.6 / S = 56.223 mmbf / L = 38.084 mmbf)

Francis Marion NF:

A Francis Marion NF (124.8 mmbf)*

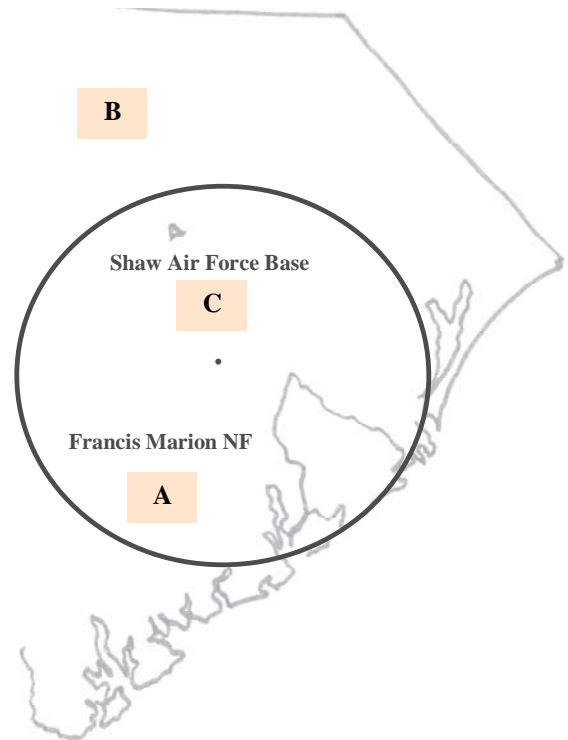
South Carolina Commission:

B SC Forestry Commission (39.604 mmbf)

Shaw AFB:

C Shaw AFB (2.173 mmbf)

* 5-yr volume offering



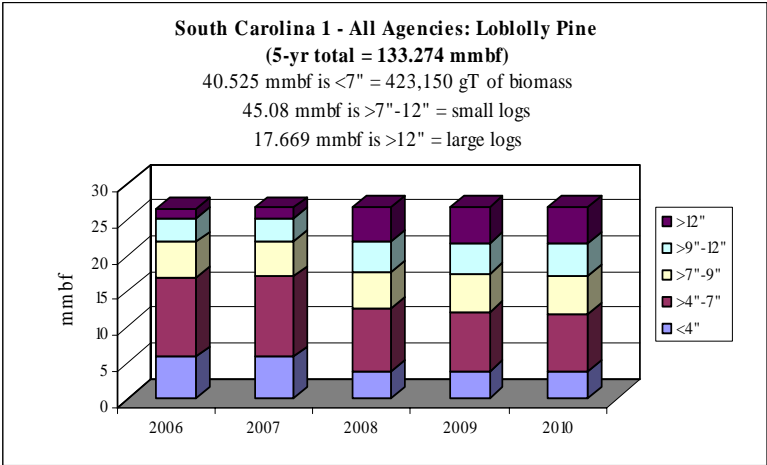
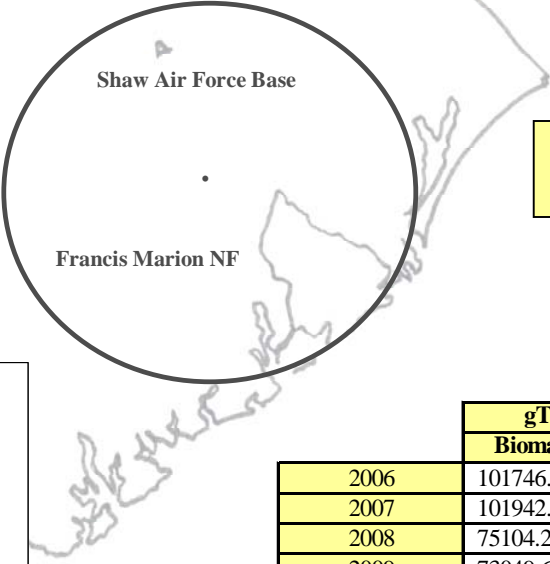
**South Carolina 1: Loblolly Pine CROP offering/removal '06 - '10
(gT = 423,150 / S = 45.08 mmbf / L = 17.669 mmbf)**

gT = green tons (up to 7" dbh)
S = small log mmbf (>7"-12" dbh)
L = large log mmbf (>12" dbh)

Francis Marion NF: 94%
(gT = 414,600 / S = 41.9 / L = 13.8)

SC Forestry Commission: 6%
(gT = 7,733 / S = 2.88 / L = 3.81)

Shaw AFB: <1%
(gT = 817.6 / S = .302 / L = .062)




	gT	mmbf	
	Biomass	Small Log	Large Log
2006	101746.6071	8.175625	1.3615
2007	101942.0871	8.235045	1.38822
2008	75104.26714	9.384455	4.86403
2009	73049.62714	9.536155	4.97948
2010	71308.00714	9.748625	5.0761
Totals	423150.5957	45.079905	17.66933
%	53%	34%	13%
mmbf	70.52509929		

133.2743343

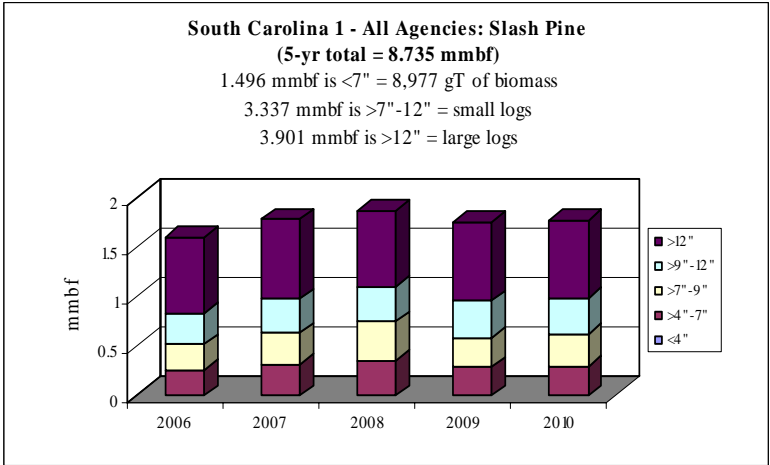
**South Carolina 1: Slash Pine CROP offering/removal '06 – '10
(gT = 8,976 / S = 3.33 mmbf / L = 3.9 mmbf)**

gT = green tons (up to 7" dbh)
S = small log mmbf (>7"-12" dbh)
L = large log mmbf (>12" dbh)

**Shaw AFB: 9%
(gT = 1,243.9 / S = .459 / L = .094)**



**SC Forestry Commission: 91%
(gT = 7,733 / S = 2.88 / L = 3.81)**



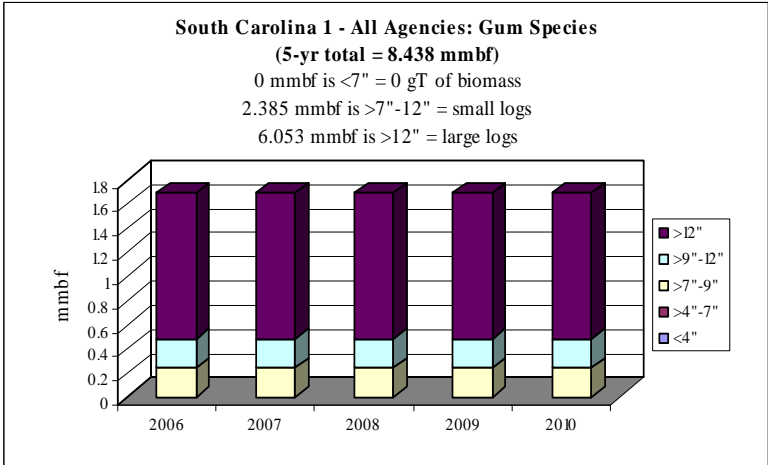
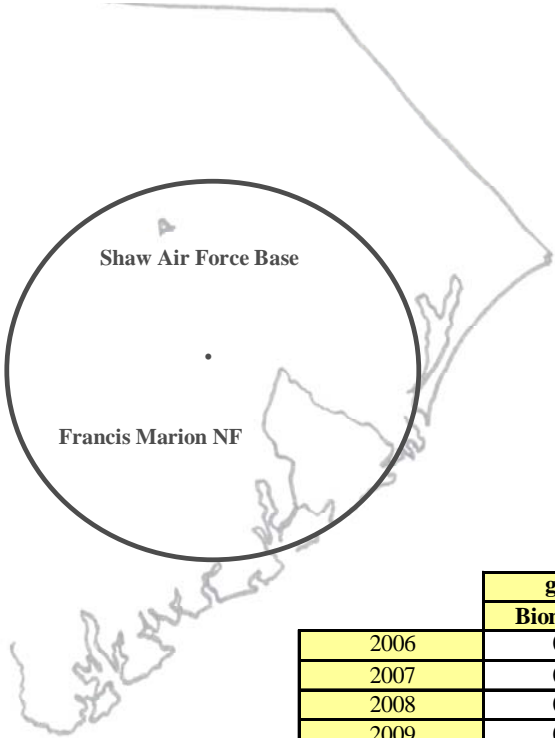
	gT	mmbf	
	Biomass	Small Log	Large Log
2006	1546.607143	0.575625	0.7615
2007	1844.087143	0.666045	0.80216
2008	2090.867143	0.741235	0.76535
2009	1703.387143	0.667735	0.78886
2010	1792.007143	0.686625	0.7837
Totals	8976.955714	3.337265	3.90157
%	17%	38%	45%
mmbf	1.496159286		

8.734994286

**South Carolina 1: Gum Species CROP offering/removal '06 - '10
(gT = 0 / S = 2.385 mmbf / L = 6.053 mmbf)**

gT = green tons (up to 7" dbh)
S = small log mmbf (>7"-12" dbh)
L = large log mmbf (>12" dbh)

**SC Forestry Commission: 100%
(gT = 0 / S = 2.385 / L = 6.053)**



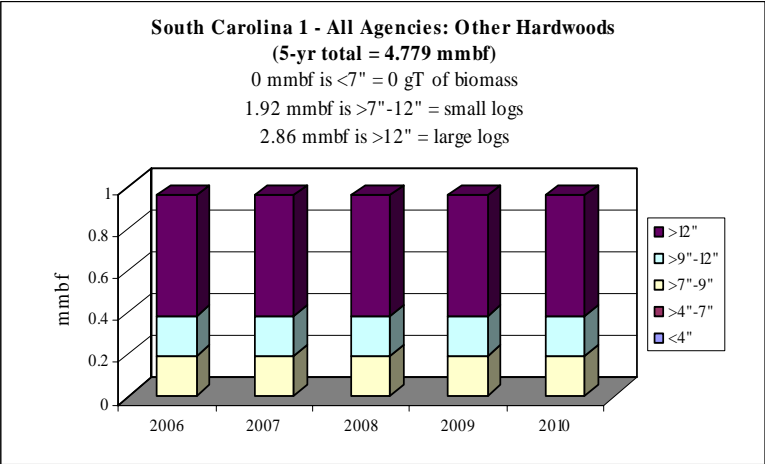
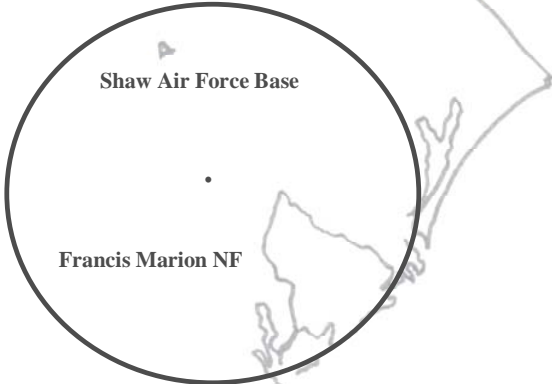
	gT	mmbf	
	Biomass	Small Log	Large Log
2006	0	0.477026667	1.21068
2007	0	0.477026667	1.21068
2008	0	0.477026667	1.21068
2009	0	0.477026667	1.21068
2010	0	0.477026667	1.21068
Totals	0	2.385133333	6.0534
%	0%	28%	72%
mmbf	0		

8.438533333

**South Carolina 1: Other Hardwoods CROP offering/removal '06 – '10
(gT = 0/ S = 1.92 mmbf / L = 2.86 mmbf)**

gT = green tons (up to 7" dbh)
S = small log mmbf (>7"-12" dbh)
L = large log mmbf (>12" dbh)

SC Forestry Commission: 100%
(gT = 0 / S = 1.92 / L = 2.86)



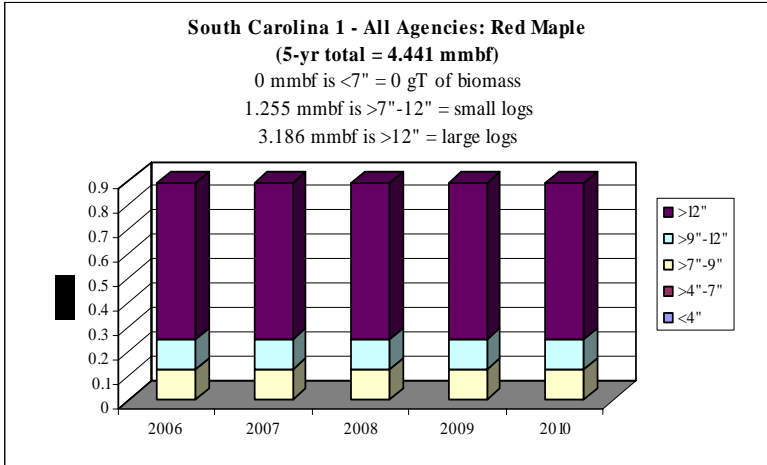
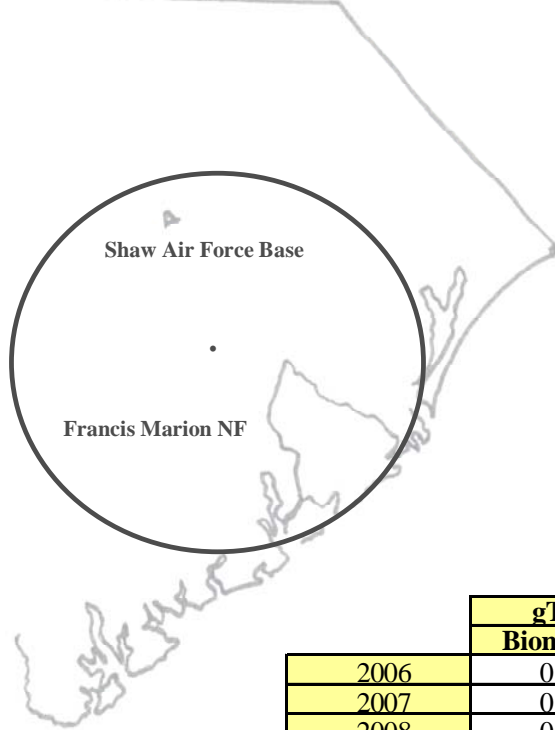
	gT	mmbf	
	Biomass	Small Log	Large Log
2006	0	0.383966667	0.5719
2007	0	0.383966667	0.5719
2008	0	0.383966667	0.5719
2009	0	0.383966667	0.5719
2010	0	0.383966667	0.5719
Totals	0	1.919833333	2.8595
%	0%	40%	60%
mmbf	0		

4.779333333

**South Carolina 1: Red Maple CROP offering/removal '06 – '10
(gT = 0/ S = 1.255 mmbf / L = 3.186 mmbf)**

gT = green tons (up to 7" dbh)
S = small log mmbf (>7"-12" dbh)
L = large log mmbf (>12" dbh)

SC Forestry Commission: 100%
(gT = 0 / S = 1.255 / L = 3.186)



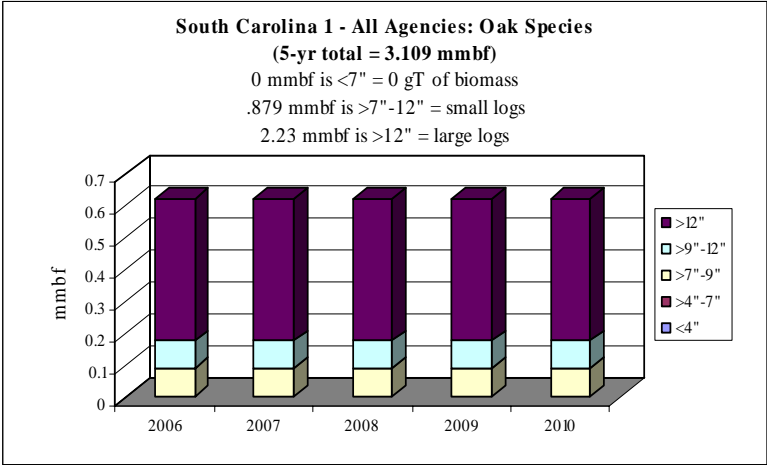
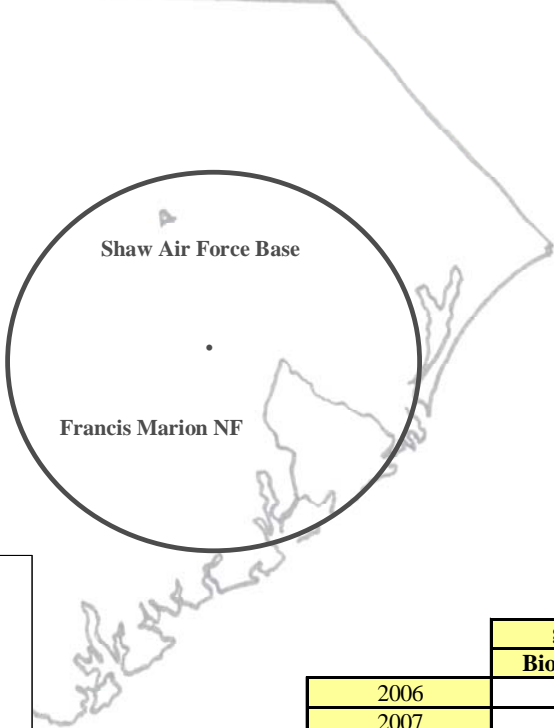
	gT	mmbf	
	Biomass	Small	Large Log
2006	0	0.25106666	0.6372
2007	0	0.25106666	0.6372
2008	0	0.25106666	0.6372
2009	0	0.25106666	0.6372
2010	0	0.25106666	0.6372
Totals	0	1.25533333	3.186
%	0%	28%	72%
mmbf	0		

4.44133333

South Carolina: Oak Species CROP offering/removal '06 – '10
(gT = 0 / S = .878 mmbf / L = 2.23 mmbf)

gT = green tons (up to 7" dbh)
 S = small log mmbf (>7"-12" dbh)
 L = large log mmbf (>12" dbh)

SC Forestry Commission: 100%
(gT = 0 / S = .878 / L = 2.23)



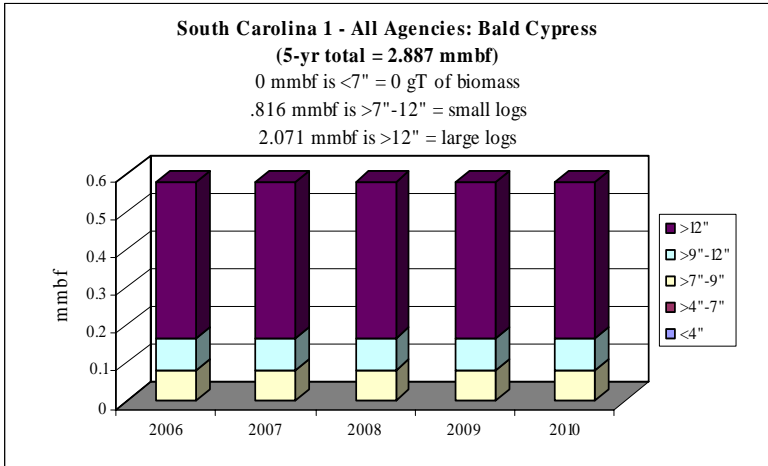
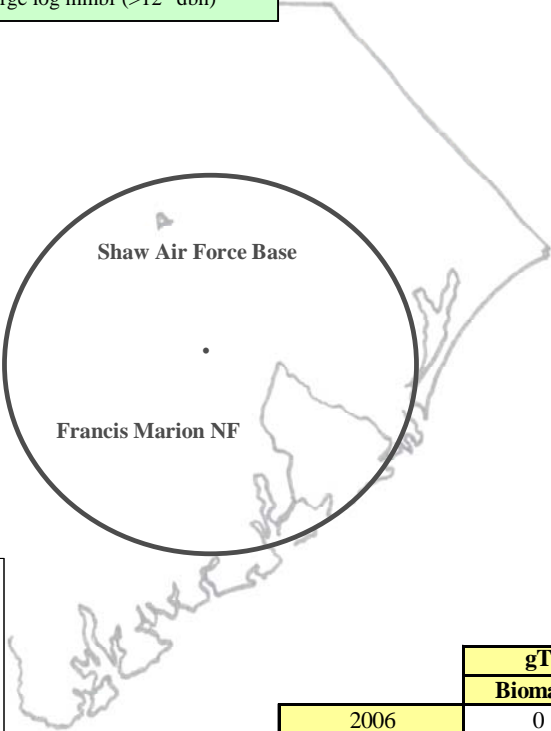
	gT	mmbf	
	Biomass	Small Log	Large Log
2006	0	0.175746667	0.44604
2007	0	0.175746667	0.44604
2008	0	0.175746667	0.44604
2009	0	0.175746667	0.44604
2010	0	0.175746667	0.44604
Totals	0	0.878733333	2.2302
%	0%	28%	72%
mmbf	0		

3.108933333

South Carolina 1: Bald Cypress CROP offering/removal '06 - '10
(gT = 0 / S = .816 mmbf / L = 2.07 mmbf)

gT = green tons (up to 7" dbh)
 S = small log mmbf (>7"-12" dbh)
 L = large log mmbf (>12" dbh)

SC Forestry Commission: 100%
(gT = 0 / S = .816 / L = 2.07)



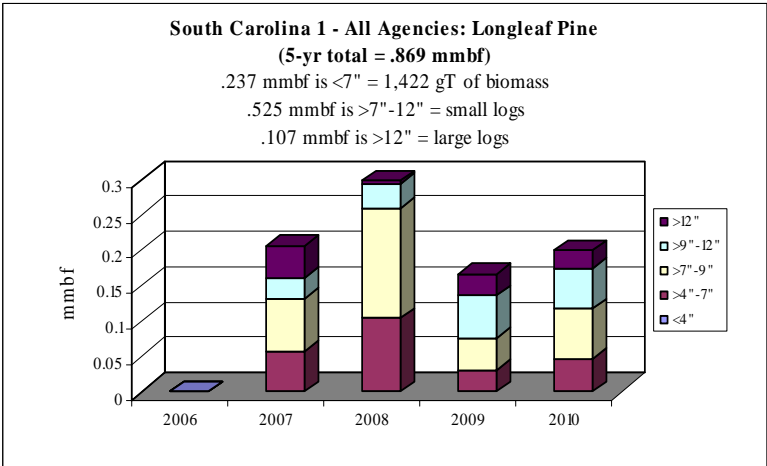
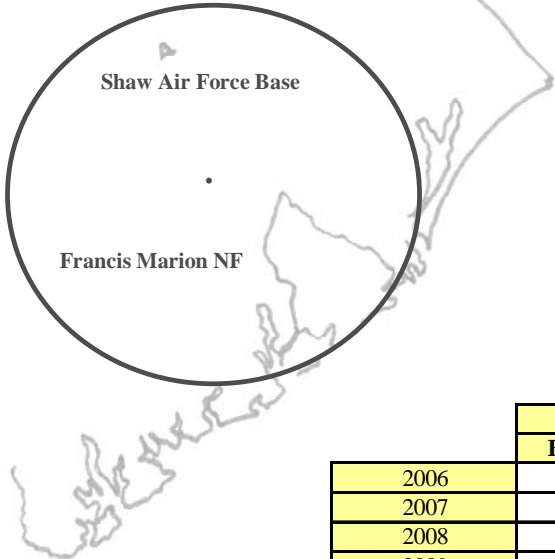
	gT	mmbf	
	Biomass	Small Log	Large Log
2006	0	0.163193	0.41418
2007	0	0.163193333	0.41418
2008	0	0.163193333	0.41418
2009	0	0.163193333	0.41418
2010	0	0.163193333	0.41418
Totals	0	0.815966667	2.0709
%	0%	28%	72%
mmbf	0		

2.886866667

South Carolina 1: Longleaf Pine CROP offering/removal '06 – '10
(gT = 1,422 / S = .525 mmbf / L = .107 mmbf)

gT = green tons (up to 7" dbh)
 S = small log mmbf (>7"-12" dbh)
 L = large log mmbf (>12" dbh)

Shaw AFB: 100%
(gT = 1,422 / S = .525 / L = .107)



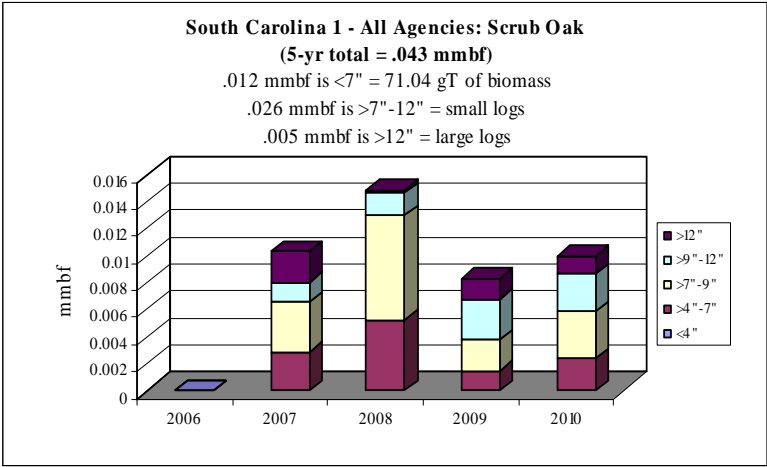
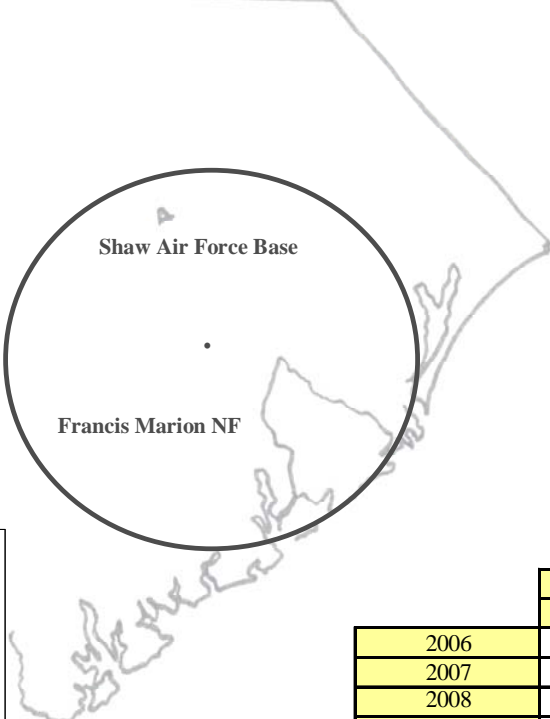
	gT	mmbf	
	Biomass	Small Log	Large Log
2006	0	0	0
2007	340.02	0.10333	0.0465
2008	622.02	0.18923	0.0044
2009	179.22	0.10527	0.03127
2010	280.8	0.1269	0.0253
Totals	1422.06	0.52473	0.10747
%	27%	60%	12%
mmbf	0.23701		

0.86921

South Carolina 1: Scrub Oak CROP offering/removal '06 – '10
(gT = 71.04 / S = .0262 mmbf / L = .005 mmbf)

gT = green tons (up to 7" dbh)
 S = small log mmbf (>7"-12" dbh)
 L = large log mmbf (>12" dbh)

Shaw AFB: 100%
(gT = 71.04 / S = .0262 / L = .005)



	gT	mmbf	
	Biomass	Small Log	Large Log
2006	0	0	0
2007	16.98	0.00517	0.00232
2008	31.08	0.00946	0.00022
2009	8.94	0.00524	0.00156
2010	14.04	0.0063	0.0013
Totals	71.04	0.02617	0.0054
%	27%	60%	12%
mmbf	0.01184		

0.04341

Questions? Contact:

Edmund Gee:

Nat'l Woody Biomass Utilization Team Leader
Nat'l Partnership Coordinator USFS
Washington DC
tel: (202) 205-1787 fax: (202) 205-1045 cell: (202) 236-5153
E-mail: eagee@fs.fed.us

Catherine M. Mater:

President—Mater Limited
Senior Fellow – The Pinchot Institute for Conservation
Corvallis, Oregon; Washington, DC
tel: (541) 753-7335 fax: (541) 752-2952; cell: (541) 760-5526
E-mail: catherine@mater.com