

Harpers Ferry National Historical Park

National Park Service
U.S. Department of the Interior




Junior Ranger

Explore, Learn, Protect!



Welcome to Harpers Ferry National Historical Park






The park rangers are very excited that you want to become a Junior Ranger! Rangers perform many jobs in America's parks that tell the stories and protect the places of our great nation. **As a Junior Ranger your motto is *explore, learn, and protect*.** This Junior Ranger booklet will help you discover and learn about Harpers Ferry National Historical Park, its place and story, and how rangers protect and preserve its natural and cultural resources.


In early America, craftsmen like gunsmiths learned their trade over many years. At first they were called apprentices, then journeymen and finally masters. As a Junior Ranger in Harpers Ferry, you will improve your skills like the gunsmiths that once worked in the U.S. Armory. There are three levels of exploring, learning and protecting. You can become a **Junior Ranger Apprentice, Journeyman, or Master** by the level of activities you complete. For each level of accomplishment you will receive an award. Use the questions at the bottom of some of the pages to speak with a real Ranger and gain valuable knowledge about the park. Choose one of the three trails to hike so that you will be able to learn about the park's environment.



Becoming a Junior Ranger -

Choose your level of achievement, so that on your next trip you can try another level.

<p>①</p> 	<p>Apprentice Level</p> <p>Complete all 8 circle activities to become a Junior Ranger Apprentice.</p>	<p>At this level you are just <i>exploring</i> as a new Junior Ranger. As a Junior Ranger Apprentice you are learning about the park for the first time. Try this level if it is your first visit to the park or if you do not have a lot of time to visit.</p>
<p>②</p> 	<p>Journeyman Level</p> <p>Complete the 13 square activities to become a Junior Ranger Journeyman.</p>	<p>As a Junior Ranger Journeyman, you are <i>learning</i> more about park rangers and the park. Try this level if you have visited the park before or if you have more time to visit.</p>
<p>③</p> 	<p>Master Level</p> <p>Complete all 19 activities in the booklet to become a Junior Ranger Master</p>	<p>At this level you are ready to <i>protect</i> the park because you understand the importance of the park. As a Junior Ranger Master, you are knowledgeable about the park's history and what rangers do. Try this level if you have been to the park several times or have plenty of time to complete all the activities.</p>



Junior Ranger Code

As a Junior Ranger I promise to:

1. Explore other National Parks and share with others what I have learned.
2. Obey all safety rules.
3. Leave plants, animals and historical objects in the park as I found them to help protect natural and cultural resources.
4. Take pride in our National Parks! Protect and preserve their natural and cultural resources.

Lower Town



Discovery Museums

- 1 Information Center
- 2 Meriwether Lewis Exhibit
- 3 John Brown Museum
- 4 1862 Battle of Harpers Ferry
- 5 Civil War Museum
- 6 Black Voices
- 7 Storer College/Niagara Movement

Points of Interest

- A Jefferson Rock
- B John Brown's Fort
- C Virginus Island
- D The Point
- E Arsenal Square
- F Stone Steps
- G Potomac River Footbridge

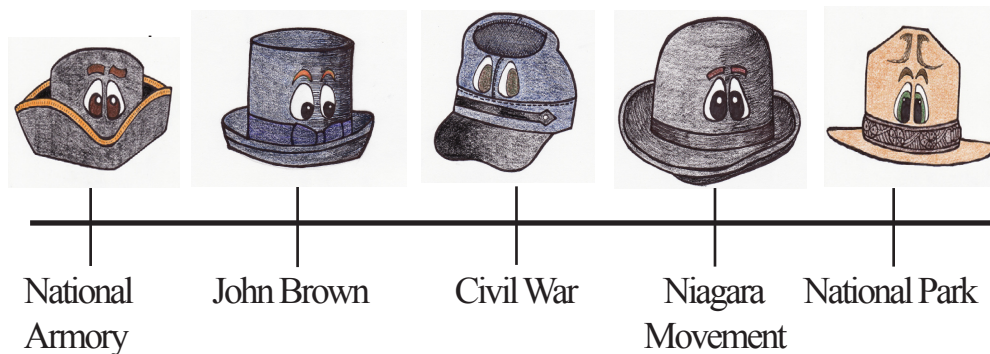
Harpers Ferry: A Place in History

Many stories can be explored about Harpers Ferry. Robert Harper first utilized the rivers to float his ferry across the Potomac and Shenandoah Rivers. George Washington recognized Harpers Ferry as a place where industry could be successful and Thomas Jefferson recognized this as a site where visitors could come to admire the scenery. Artisans would flock here to admire and re-create the view, while the Federal Armory would be the first of many industries in Harpers Ferry.

By 1859, Harpers Ferry was a busy industrial town with two railroads, bringing goods and passengers. John Brown chose Harpers Ferry to launch his fight for freedom for the enslaved in America. His actions widened the divide between the North and South, which would lead to the American Civil War.

After the war, a group of New England missionaries founded Storer College so that all people could receive a quality education. Using John Brown as inspiration, the Niagara Movement held its first American meeting on the Storer College grounds. Here its members declared the importance of civil rights for all people prior to a pilgrimage to John Brown's Fort.


Harpers Ferry Timeline



Harpers Ferry: Then and Now



Discovering the history of Harpers Ferry is one of the most important and challenging jobs for park rangers. They must learn all about the area including industrial, environmental, social, and military history. Thousands of visitors are interested in the park and want to experience it during their visit. It is the Ranger's job to present information and stories to the visitors. Look at the two pictures on the next page to help you with the activities below.

 Look at the two pictures on the next page. What differences can you find? Use the blanks below to write your answers.

1. _____

2. _____

3. _____

4. _____

 What do you think caused these changes? As a Junior Ranger, you will discover what happened to Harpers Ferry and why its history is important to all of us.



Harpers Ferry around 1859 (*For a bigger picture go to the Information Center's Mural Room*)



Harpers Ferry, 2008

Industry



Some Rangers are archeologists. They excavate dirt to discover buried information and artifacts. These discoveries help other Rangers learn more about the park's history. For example, the Armory, Arsenal, and many of the businesses on Virginus Island are not here anymore. Archeologists dug up these ruins to learn more about these work places. As you explore the park today, look closely at the ruins. Why are the industries no longer here? For further exploration you could walk along Virginus Island, walk to the armory ruins, or find the arsenal foundation outlines.

Please note the ruins and artifacts are considered fragile cultural resources. As a Junior Park Ranger, if you find any artifacts please leave them where you found them and notify a park ranger.

The Armory Rebus Writing

Rebus writing is one of the oldest forms of writing. Use the pictures to find the words to complete the story about life in the armory, its creation, and its destruction.



In 1794 George _____ chose Harpers Ferry as a site for an armory and an



arsenal. The machinery used _____ to make the guns. The workers wore paper _____ to




cover their heads. They made many _____. The armory grounds were six _____



fields long. During the Civil War, the Union _____ set the armory and arsenal on



_____. Many of the buildings and _____ were destroyed. Today, most of the buildings are




covered by the railroad _____.

Ask a Ranger....What are archeologists working on now? What is there left to discover? What are some of the more important artifacts they have found?

Meriwether Lewis at Harpers Ferry Crossword

Use the clues below to solve the puzzle. Meriwether Lewis came to Harpers Ferry to gather supplies for his journey across America with William Clark and the Corps of Discovery. Use the map on page 4 to help you find the Meriwether Lewis exhibit, which will help you with this activity.



Across

4. Nickname of boat built at Harpers Ferry for Lewis and Clark's expedition
5. Small item brought from Harpers Ferry proved useful for sharpening tools and axes
7. River explored by Lewis and Clark
9. Occupation of John Shields, who could repair metal items during the expedition
10. A carpenter whose skills in boat building would be useful to the expedition

Down

1. Written record of events kept by Lewis
2. These were brought to trade with Native peoples.
3. President who selected Meriwether Lewis to lead expedition
6. This skill provided food for the Corps along the way
8. This feature allowed Lewis' boat to be collapsible

Transportation



Rangers are constantly asked for directions in the park. Therefore, it is important for rangers to know the lay of the land. Rangers should be able to help the visitor find their destination but also give a brief description about why it is important.

Look around the park and take notice of streets signs, the names of the railroads, and areas that you think are important. These thoughts and the map on page 4 will help you complete the following activities.

■ Streets! Railroads! Rivers! Oh My!

Look at the map below and write in the names of each railroad and major street in Harpers Ferry. Clues can be found in the Information Center, on the corners of buildings and on displays in the park.



Ask a Ranger...Who was Robert Harper? Where is Robert Harper's house? Why did he consider this area important? What mode of transportation did he operate?

● C&O Canal Bingo

Walk along the canal towpath with a friend or relative. See who can get three in a row first. Do this activity only if you are taking a hike to the C&O Canal.

Lock 33	Walking Bridge	Bicycles
Mile Marker	Potomac River	Deer
Maryland Heights	Towpath	Shenandoah River

What words do the letters C and O in C&O Canal represent?

Name one reason why you think the canal system was abandoned?

John Brown



Rangers learn about John Brown's Raid on Harpers Ferry by examining letters, journals, and illustrations from the past. Rangers that discover and explore these sources are historians and archivists. Archives contain lots of information about events and people of the past. Rangers study letters, newspapers, journals, illustrations and photographs collected and protected in archives. This way they learn about people and stories from a long time ago. Rangers collect these many stories into one big story to teach park visitors about history. Use your map on page 4 to find the John Brown Fort to help you with these activities.

Where is John Brown's Fort?


One building that John Brown and his men captured in 1859 has moved four times. Using the map below, mark where John Brown's Fort was in 1859 and where it is now. Hint: Look for a building all by itself nearby a large stone pillar.



Ask a Ranger...Where has John Brown's Fort been located? Can I reach those places in the park? What happened to the bell in the bell tower?

● What's the Picture?

Connect the dots to find the most famous building in the park. Imagine John Brown, some of his men, and 39 hostages gathered in this tight space.



◆ John Brown and Social Change

John Brown hated slavery and wanted to change his world. He used guns, and thus violence, as a way to end slavery. Think about something in your world that you would like to change or make better, and write down how you would make that change happen.

Hint: Here are 2 examples of problems you may want to change in society: pollution; homelessness. These are just two ideas. Pick your own. What do you want to change?

How would you change it? _____

The American Civil War



Many Rangers use buildings, clothing, and artifacts to add realism to the story they are telling visitors. Women might be in hoop skirts while male rangers might look like a Civil War soldier.

The residents of Harpers Ferry had to deal with chaos and violence throughout the whole war. Find the 1862 Battle of Harpers Ferry and Civil War museums on your map on page 4 to help you with these activities.

Arsenal Square Activity

Use the map on page 4 to help you find Arsenal Square. Find a bench or sit beneath a tree and work on this activity.

Background Information:

- The Arsenal buildings once stood here.
- These buildings stored thousands of guns manufactured in the Armory.
- At the outbreak of war, 300 Virginia militia were marching here to capture the guns stored in the Arsenal.
- Guarding the Arsenal were forty-five United States soldiers led by Lieutenant Roger Jones.

Question: Imagine you are Lt. Jones. You have only a few hours to get ready. Whatever you decide, keep in mind that you have a limited amount of time. Which action below do you think is the best? Circle it.

A. Since Lt. Jones has access to so many weapons, he should make a stand and hope that his advantage of firepower can defeat the Virginia militia.


B. Lt. Jones should order his men to bury the weapons and then come back for them after the Virginians have left.

C. Lt. Jones should order his men to blow up the buildings, destroying all the weapons inside.

D. Lt. Jones should realize that he has no chance to save weapons or get away. He should try and sell the weapons to the Virginians so, at least, he will get something for them.

● A Picture from the Past

Use the map on page 4 to help you find the Information Center. Here you can put on clothes from the 19th century. Now you can be a part of the past by wearing period clothing and pretending you lived in the 1800s. Draw a picture of you and your family or friends wearing period clothing. If you have a camera, you can take a photograph and attach it in the frame later.



Ask a Ranger....Have you ever worn "old time" clothing? If the Ranger is already in "old time" clothing, ask how it feels to dress like someone from the past and how that brings more to the history they are sharing with the visitor.

Writing a Letter Home

Imagine you are a Union soldier stationed in Harpers Ferry in 1862. You hear of a large Confederate army headed your way and that battle soon will happen. Write a letter to your family or friend describing how you feel about army life, your surroundings, and the battle ahead.



Dear _____


Civil War Word Search

Circle the words below:

Battle Cannon Cavalry Rebel Yankee
Infantry Lincoln Roger Jones Rifle Slavery

A V A E M I N C H L Y I
R O G E R J O N E S N B
L N E C W Y N R I F S L
E H C A A T A S A H A I
I S A V T H C N Q E Y N
O S N A S R T E Y W B C
U A N L E R E R O Y B O
R S O R Y R E B F D A L
I T N Y R V Y C E A T N
F Z Y S A A X P S L T C
L Y C L A U D Y T C L G
E B S E E Y A N K E E K

African American History



Rangers create exhibits in the parks to tell stories about the past. Use the map on page 4 to help you find the Storer College/Niagara Movement and Black Voices exhibits. These exhibits allow you to hear stories and touch things about people who lived in Harpers Ferry.

■ Should We Stay or Should We Go?

Read the story of an actual family who lived in Harpers Ferry, the Gilbert family. Have each member of your group of family and friends choose a role in the Gilbert family. Consider your situation in Harpers Ferry and ask yourselves the question: Should we stay or should we go?

You are the Gilbert family. Isaac works as a laborer and Sarah as a domestic. Isaac is enslaved. Susan Harding owns Isaac and allows Isaac to keep the money he earns. This allows Isaac to save money to purchase his family's freedom. Unfortunately, the law did not permit Isaac to buy his family so he asked the town mayor, Fontaine Beckham, to buy them for him. Beckham agreed to buy Isaac's family and hold their papers until Isaac had enough money to buy his own freedom. During John Brown's raid Mayor Beckham was shot and killed. His will gave Sarah and the children their freedom. Isaac's owner now allows him to live with his wife and children. Once you have answered the questions below, go to the Black Voices Exhibit to discover what the family decided.

Should your family stay or should your family leave?

What are the consequences of your decision?


The Gilbert Family

Name	Family Role	Age
Isaac Gilbert	Father	50
Sarah	Mother	36
John	Son	6
Helen	Daughter	5
Isaac	Son	2

Ask a Ranger... How are exhibits designed? What should an exhibit say to a visitor? What type of exhibit (movie, interpretive display, or computer screen) works best?

● African American History in Harpers Ferry Timeline

Draw a line from the description of the event to its hat. Hint: Look on page 5 for hats.



Slavery Abolished
and Storer College
Founded

First Slave
Brought to
Harpers Ferry

Second Annual
Niagara
Movement

John Brown's
Raid

⬡ Storer College/Niagara Movement/Black Voices Word Scramble

Unscramble the words to find the the hidden word. All of these words can be found in either the Storer College/Niagara Movement Exhibit or the Black Voices Exhibit. They can be documents, people, or things that are associated with African American history in Harpers Ferry.

eyPptor

hynntoA IHla

— — — — — = — — — — —

— — — — — = — — — — — — — — — —

jmBniena laerusQ

— — — — — — — — — — — = — — — — — — — — — —

BWE BsuiDo

nilibAsototi

— — — — — — — — — — — = — — — — — — — — — —

— — — — — — — — — — — = — — — — — — — — — —

ptmaicoiEnan amlcoonPtiar

— — — — — — — — — — — — — — — — — = — — — — — — — — — —

retroS lelgCoe


bytreLi

— — — — — — — — — — — = — — — — — — — — — — =

Take the highlighted letter from each word above and unscramble it to spell the word below. Hint: The word is something that all Americans want.

— — — — — — — — — — —

Hiking and Observation



Rangers walk around and observe their surroundings to protect the visitors and the park's historical grounds. You can help rangers preserve Harpers Ferry's history by walking around the park and protecting the natural and historical heritage. Many people have visited Harpers Ferry to view the scenery and learn about its exciting history. As you complete the activities below, think about why people visit Harpers Ferry now and in the past.

Help Keep the River Clean!

Imagine seeing many people on the shoreline of the Shenandoah or Potomac River. You might see people fishing, rafting, jogging, a family having a picnic, or even a school group in the park. What advice would you give these visitors? Construct a sign so that all visitors will know that the rivers are a precious resource that must be kept clean for future visitors.

Attention Visitors!

We hope you are enjoying your stay but take a moment to review some important rules....

Please.....

Ask a Ranger...When you go hiking, what do you bring? Where is your favorite place to hike in the park? What would be some helpful items to bring on a hike?




Hiking in Harpers Ferry

Rangers hike everywhere in the park. If you were to go on a hike, it is important to decide what are the most important things to bring. There is limited space, so bring only what is essential to your trip. Help Ranger Stan decide what he needs to bring on a hike to Maryland Heights by circling the items that will be helpful.

flip-flops soda camera water
backpack map laptop socks
GPS unit 2-way radio
portable DVD player

The Beauty of Nature

Use the natural environment as inspiration to create something about Harpers Ferry that you enjoy the most. This may include drawing a picture, writing a poem, or anything you might want to design.



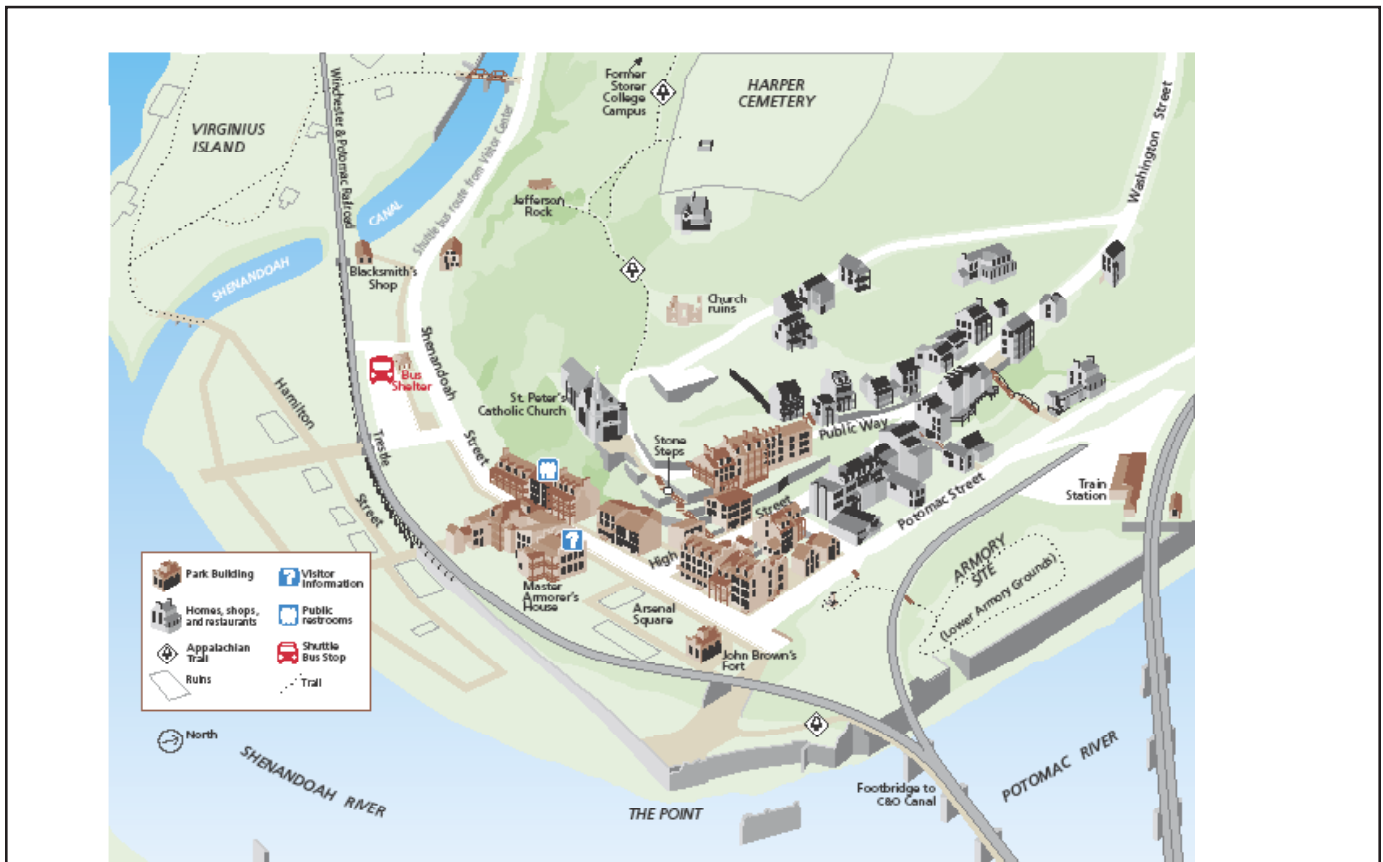
Hiking in Harpers Ferry

As a Junior Ranger, you must know how Harpers Ferry National Historical Park looks. Hiking trails are available for you to complete this task. These trails will help you discover the stories in Harpers Ferry, from the many industries on Virginius Island, to the beautiful view of our natural heritage from Jefferson Rock. Tell one interesting thing that you noticed about the trail to the ranger when you turn in your booklet. If you need a more detailed map, you may pick one up at the Information Center.

Virginius Island: If you are interested in learning more about industry in Harpers Ferry, follow this trail. Plants and animals have made their homes in the ruins. As you walk, imagine the impact that these businesses would have on Harpers Ferry. They would bring in jobs, money and goods.

Jefferson Rock: Use this trail to find out more about the beauty of Harpers Ferry. While the climb to the summit might be challenging, the view is worthwhile. Thomas Jefferson would describe the beautiful yet violent actions of the natural world. Artists come for inspiration and to re-create the scenery in their own style. You might use the scenery as a chance to complete an activity. Use the **Lower Town** map to find the Jefferson Rock trail.

C&O Canal: If you are interested in discovering how transportation is linked to Harpers Ferry, follow this trail. During the 19th century, many goods and passengers were moved by the C&O Canal. You will discover that many animals live along the towpath, and people use it to walk, run or



Junior Ranger Checklist

Complete the chart below to measure your progress in becoming a Junior Ranger. Each level must complete required activities (8 for apprentice, 13 for journeyman, and 19 for master) plus one each of the remaining Junior Ranger requirements.

Fill in the boxes with:

- the trail you hiked
- number of activities completed
- Ranger-guided program or movie you watched
- Ranger question you asked

	Apprentice	Journeyman	Master
Activities List #			
Ranger Talk or Movie			
Hike			
Ask a Ranger...			

Booklet developed by Chris Sturgeon and the Education Staff in 2007 with art by Kristie Nowell.



This Junior Ranger booklet was funded by the National Park Foundation, national charitable partner of America's National Parks. The National Park Foundation supports the NPS Junior Ranger program as part of their nationwide effort to connect children to America's heritage and ensure the future of our national parks.

To learn more about the online NPS Junior Ranger program, visit www.nps.gov/webrangers.