

Products and Capabilities

LANDMARKTM
PLASTIC CORPORATION



nurture. grow. thrive.TM



Landmark Plastic Corporation offers one of the most extensive and dynamic lines of thermoformed and injection molded horticultural packaging products in the industry. Our line extends to over 500 base products to help you grow your plants better, smarter and faster. And if we don't have the exact product you need, WE WILL MAKE IT.

By communicating with our customers, Landmark creates an atmosphere where their ideas become a reality. Our team approach combines our customers and sales and engineering staff to successfully expedite your product to market.

With an ISO 9001:2000 with Design certification, Landmark Plastic's testing lab, raw material inspections and quality standards are attributes that are pertinent in multiple market segments. Landmark's in-house capabilities extend to full CAD capabilities for all product design and development as well as a state-of-the-art tooling facility for manufacturing and repairing product tools.



Mission Statement

To be the company of choice for our

- Customers • Associates
- Vendors


TABLE OF CONTENTS

Trays & Packs _____ 1-5
 Market Packs _____ 6
 Landscape Trays _____ 7
 Square Pot & Tray Systems _____ 8-9
 Co-Extruded Thermoformed Pots — 10
 Transport Trays _____ 11-12
 Water Conservation _____ 13
 Branding / Printing / Labeling _____ 14-15

Propagation Trays _____ 16-19
 Specialty Products _____ 20
 Nursery Containers _____ 21
 Decorative Pots _____ 22
 Khan Decorative Pots _____ 23
 Injection Molded Pots _____ 24-25
 Hanging Baskets _____ 26-27
 Standard & Custom Colors _____ 28

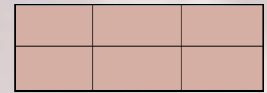
Trays & Packs

Landmark manufactures one of the most extensive lines of trays and packs in the industry, with 12 different outside trim dimensions.




- Made of high quality plastic resins to insure easy de-nesting
- Precision perforation between packs
- Specifically designed to accommodate automation equipment
- Ideal for filling, growing and transporting

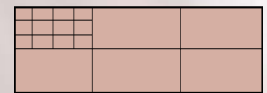
Product Code	Description	Cell Dimensions			Cell Max Liquid Volume	Cell Max Dry Volume	Pack Max Liquid Volume	Pack Max Dry Volume	Pcs/ Ctn	Ctns/ Skid	Bulk
		Length	Width	Depth	U.S./Metric	Cu. In.	U.S./Metric	Cu. In.			
L Series Packs (10.42" x 20.85")											
L - 196	L 196 (812) Pack	1.50	1.15	2.20	1.41 fl oz/41.7 mL	2.54	1.06 pt/500.4 mL	30.54	100	32	4,500
L - 601	L 601 Pack	6.438	4.85	2.30	1.13 qt/1.066 L	65.05	1.13 qt/1.066 L	65.05	100	32	4,500
L - 606	L 606 Pack	2.35	2.15	2.20	5.09 fl oz/150.5 mL	9.18	1.91 pt/903 mL	55.10	100	32	4,500
L - 612	L 612 Pack	1.55	1.50	2.20	1.97 fl oz/58.3 mL	3.56	1.48 pt/699.6 mL	42.69	100	32	4,500
L - 801	L 801 Pack	4.85	4.85	2.30	1.63 pt/773 mL	47.17	1.63 pt/773 mL	47.17	100	32	4,500
L - 804*	L 804 Pack	2.35	2.35	2.20	5.92 fl oz/175 mL	10.68	1.48 pt/700 mL	42.72	100	32	4,500
L - 806*	L 806 Pack	2.35	1.55	2.20	3.58 fl oz/106 mL	6.47	1.34 pt/636 mL	38.81	100	32	4,500
L - 808*	L 808 Pack	2.35	1.15	2.20	2.35 fl oz/69.6 mL	4.25	1.18 pt/556.8 mL	33.98	100	32	4,500
L - 809	L 809 Pack	1.15	1.15	2.20	2.17 fl oz/64.3 mL	3.92	1.22 pt/578.7 mL	35.31	100	32	4,500
L - 812*	L 812 Pack	1.52	1.13	2.20	1.41 fl oz/41.7 mL	2.54	1.06 pt/500.4 mL	30.54	100	32	4,500
L - 1001	L 1001 Pack	4.80	3.85	2.30	1.26 pt/597 mL	36.43	1.26 pt/597 mL	36.43	100	32	4,500
L - 1004	L 1004 Pack	2.40	1.85	2.20	4.36 fl oz/128.8 mL	7.86	1.09 pt/515.2 mL	31.44	100	32	4,500
L - 1006	L 1006 Pack	1.85	1.75	2.20	2.64 fl oz/78.2 mL	4.77	15.87 fl oz/469.2 mL	28.63	100	32	4,500
L - 1201	L 1201 Pack	4.85	3.15	2.30	1.01 pt/480 mL	29.29	1.01 pt/480 mL	29.29	175	32	4,500
L - 1202	L 1202 Pack	3.15	2.25	2.30	7.03 fl oz/208 mL	12.69	14.07 fl oz/208 mL	25.39	100	32	4,500
L - 1203	L 1203 Pack	3.15	1.55	2.20	4.77 fl oz/141 mL	8.60	14.30 fl oz/423 mL	25.81	100	32	4,500
L - 1204	L 1204 Pack	2.35	1.45	1.85	3.48 fl oz/103 mL	6.29	13.93 fl oz/412 mL	25.14	100	32	4,500
L - 1204RC	L 1204 Recessed Cell Pack	2.35	1.50	2.20	3.64 fl oz/107.5 mL	6.56	14.54 fl oz/430 mL	26.24	100	32	4,500
L - 1206	L 1206 Pack	1.55	1.55	2.20	2.00 fl oz/59 mL	3.60	11.97 fl oz/354 mL	21.60	100	32	4,500
L - 1206RC	L 1206 Recessed Cell Pack	1.50	1.45	1.50	1.39 fl oz/40.99 mL	2.50	8.32 fl oz/245.94 mL	15.01	100	32	4,500
L - 1801	L 1801 Pack	3.10	3.10	2.30	10.28 fl oz/304 mL	18.55	10.28 fl oz/304 mL	18.55	100	32	4,500
L - 1802	L 1802 Pack	3.10	1.50	2.20	4.65 fl oz/137.5 mL	8.39	9.30 fl oz/275 mL	16.78	100	32	4,500
L - 1802SQ	L 1802 Rectangular Pack	2.35	1.98	2.20	4.43 fl oz/131 mL	7.99	8.86 fl oz/262 mL	15.98	100	32	4,500
L - 1803	L 1803 Pack	3.00	1.70	2.20	2.51 fl oz/74.3 mL	4.53	7.54 fl oz/222.9 mL	13.60	100	32	4,500
L - 1803SQ	L 1803 Rectangular Pack	1.98	1.55	2.20	2.75 fl oz/81.3 mL	4.96	8.25 fl oz/243.9 mL	14.88	100	32	4,500
L - 1804	L 1804 Pack	1.50	1.50	2.20	1.92 fl oz/56.7 mL	3.46	7.67 fl oz/226.8 mL	13.84	100	32	4,500
L - 1804RC	L 1804 Recessed Cell Pack	1.38	1.38	1.22	1.02 fl oz/30.16 mL	1.84	4.08 fl oz/120.64 mL	7.36	100	32	4,500
L - 2401	L 2401 Pack	3.10	2.25	2.30	7.07 fl oz/209 mL	12.75	7.07 fl oz/209 mL	12.75	100	32	4,500
L - 3601	L 3601 Pack	2.25	1.96	2.30	4.16 fl oz/123 mL	7.51	4.16 fl oz/123 mL	7.51	100	32	4,500



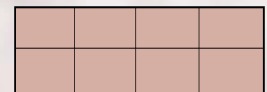
L 601




L 606, L 606SJ, LS 606SJ, VS606
T 606SJ, TS 606SJ



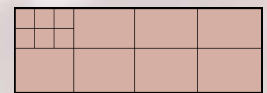
L 612



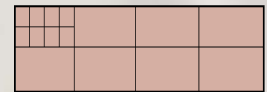
L 801



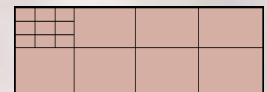
L 804
T 804, T 804SJ



L 806, L 806SJ
T 806, T 806SJ, TS 806SJ




L 808




L 809

L Series Super Jumbo/Deep Packs (10.42" x 20.85")											
L - 606SJ*	L 606 Super Jumbo Pack	2.35	2.15	2.75	6.90 fl oz/204 mL	12.45	1.29 qt/1.22 L	74.69	100	32	3,200
L - 804SJ	L 804 Super Jumbo Pack	2.456	2.47	3.047	6.20 fl oz/182 mL	11.11	1.55 pt/728 mL	44.44	100	32	3,200
L - 806SJ	L 806 Super Jumbo Pack	2.35	1.60	3.12	4.37 fl oz/129.09 mL	7.88	1.64 pt/774.54 mL	47.27	100	32	3,200
L - 1204D	L 1204 Deep Pack	2.625	1.719	2.75	4.10 fl oz/121 mL	7.40	1.02 pt/482 mL	29.41	100	32	3,200


*Also available in a twin pack.
Graphics are representative of pack and tray configurations and are not necessarily to scale.




L 1001



L 812



L 1004
VS 1004



L 1006

□ Pack Configuration



Product Code	Description	Cell Dimensions			Cell Max Liquid Volume	Cell Max Dry Volume	Pack Max Liquid Volume	Pack Max Dry Volume	Pcs/ Ctn	Ctns/ Skid	Bulk
		Length	Width	Depth							
		measurements in inches			U.S./Metric	Cu. In.	U.S./ Metric	Cu. In.			

L Series Trays (10.75" x 21.125")

L - 1020CR	L 1020 CR Tray	21.125	10.75	2.325	-	-	-	-	100	32	-
L - 1020CRD	L 1020 CR Deep	21.125	10.75	2.72	-	-	-	-	100	32	-
L - 1020NCR	L 1020 NCR Tray	21.125	10.75	2.325	-	-	-	-	100	32	3,200
L - 1020NCRN	L 1020 NCR Tray, No holes	21.125	10.75	2.325	-	-	-	-	100	32	3,200
L - 1020R6	L 1020 R6 Tray	21.125	10.75	2.325	-	-	-	-	100	32	-
L - 1020R6D	L 1020 R6 Deep	21.125	10.75	2.72	-	-	-	-	100	32	-
L - 1020R8	L 1020 R8	21.125	10.75	2.34	-	-	-	-	100	32	-
L - R8JPT	L 1020 R8 Jumbo Pot Tray (formerly Tri-Pack)	21.125	10.75	2.762	-	-	-	-	-	-	-
L - R823	L 1020 2/3 Tray	14.125	10.625	2.31	-	-	-	-	100	48	-
L - 1020R10	L 1020 R10 Tray	21.125	10.75	2.31	-	-	-	-	100	32	-
L - 1020R12	L 1020 R12 Tray	21.125	10.75	2.31	-	-	-	-	100	32	-
L - 1020R12D	L 1020 R12 Deep Tray	21.125	10.75	2.72	-	-	-	-	100	32	-
L - 1020R18	L 1020 R18 Tray	21.125	10.75	2.31	-	-	-	-	100	32	-
L - 1020R18Q	L 1020 R18 (Rectangular)	21.125	10.75	2.31	-	-	-	-	100	32	-
L - R18IND	L 1020 R18 - Individual	21.125	10.75	2.31	-	-	-	-	100	24	-
L - HFT	L 1020 Half Flat Tray (NCR, CR, R4, R6)	10.56	10.75	2.31	-	-	-	-	100	54	-
I - L1020SS	L 1020 Injection Molded Tray Solid Side*	21.125	10.625	2.476	-	-	-	-	50 per bundle	54	2,700
I - L1020ISS	L 1020 Injection Molded Tray Solid Side - Alternative*	21.125	10.625	2.313	-	-	-	-	50 per bundle	54	2,700
I - LR6ISS	L 1020 Injection Molded R6 Solid Side*	21.125	10.625	2.00	-	-	-	-	100 per bundle	36	3,600

Product Code	Description	Cell Dimensions			Cell Max Liquid Volume	Cell Max Dry Volume	Pack Max Liquid Volume	Pack Max Dry Volume	Pcs/ Ctn	Ctns/ Skid	Bulk
		Length	Width	Depth							
		measurements in inches			U.S./Metric	Cu.In.	U.S./ Metric	Cu. In.			

T Series Packs (10" x 20")

C - T804	T 804 Pack	2.28	2.24	2.625	6.08 fl oz/179.7 mL	10.97	1.52 pt/718.8 mL	43.86	100	36	4,500
C - T806	T 806 Pack	2.03	1.50	2.625	3.78 fl oz/112 mL	6.82	1.42 pt/670.2 mL	40.90	100	36	4,500
C - T906	T 906 Pack	1.50	2.12	3.88	4.64 fl oz/137.2 mL	8.37	1.74 pt/823.2 mL	50.23	-	-	2,430
C - T1203	T 1203 Pack	3.03	1.53	2.61	5.18 fl oz/153.3 mL	9.35	15.55 fl oz/459.9 mL	28.06	100	36	4,500
C - T1204	T 1204 Pack	2.25	1.45	2.625	3.76 fl oz/111.25 mL	6.79	15.05 fl oz/445 mL	27.16	100	36	4,500
C - T1206	T 1206 Pack	1.45	1.44	2.62	2.16 fl oz/63.9 mL	3.90	12.96 fl oz/383.4 mL	23.40	100	36	4,500
C - T1801SP	T 1801 Sheet of Pots	3.141	3.183	3.266	12.5 fl oz/370 mL	22.58	12.5 fl oz/370 mL	22.58	100	36	4,500
C - T1802SQ	T 1802 Rectangular Pack	2.31	1.95	2.61	4.88 fl oz/144.20 mL	8.80	9.75 fl oz/288.4 mL	17.60	100	36	4,500
C - T1803SQ	T 1803 Rectangular Pack	1.95	1.54	2.61	3.08 fl oz/91 mL	5.55	9.23 fl oz/273 mL	16.66	100	36	4,500
C - T2002	T 2002 Pack	2.31	1.72	2.61	4.13 fl oz/122.2 mL	7.46	8.26 fl oz/244.4 mL	14.91	100	36	4,500
C - T412	T 412 Pack	2.19	1.34	3.23	3.52 fl oz/104 mL	6.35	1.32 qt/1.25 L	76.16	-	-	4,500
C - T124D	T 124 Deep Tray/Pack	2.296	2.271	3.195	6.22 fl oz/18.4mL	11.23	1.17 gal/4.42 L	269.48	-	-	3,600


*Sold in full skids only.



L 1201




L 1202
T 1202SJ




L 1203




L 1204, L 1204D, LN 1204
LS 1204, VS 1204
T 1204, TS 1204



L 1206
T 1206



L 1801
T 1801 SP



L 1802 Rect
T 1802 SQ




L 1803



L 1803 Rect
T 1803 Rect



L 1804



L 2401



L 3601




L 1020SS Solid Side Web Tray
Compatible with all L Series Packs




L Half Flat No Center Rib (Also Avail in CR, R4, R6)
Compatible with L 800, 1200, and 1800 Series Packs (Half Sheet per Tray)



L R6 ISS IM Solid Side Web Tray
Compatible with L Series 600 and 1200 Series Packs



L R8 Two Thirds
Compatible with L 1200 Series Packs (Two-Thirds of Sheet)



L 1020 R18 Individual
Compatible with L 1800 Series Packs, 3 1/2" Sheet of Pots 18 and 3 1/2" Round Basket Packs




L 1020 R6
Compatible with L 600 and 1200 Series Packs (L 1020 R6 Deep is compatible with L606SJ Pack)




L 1020 R8
Compatible with L 800 Series Packs (L 1020 R8 Deep is compatible with L 806SJ Pack)



L 1020 R10
Compatible with L 1000 Series Packs



L 1020 R12
Compatible with L 1200 Series Packs (L 1020 R12 Deep compatible with L 1204 Deep Pack)



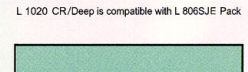
L 1020 R18
Compatible with L 1800 Series Packs and 3 1/2" Sheet of Pots 18



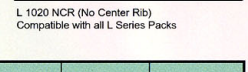
L 1020 R18 Rectangular
Compatible with L 1800 Rectangular Packs




L 1020 CR (Center Rib)
Compatible with all L 600, 800, 1000, 1200 Series Packs



L 1020 CR/Deep is compatible with L 806SJE Pack



L 1020 NCR (No Center Rib)
Compatible with all L Series Packs



LN R6
Compatible with all LN Series Packs



Product Code	Description	Cell Dimensions			Cell Max Liquid Volume	Cell Max Dry Volume	Pack Max Liquid Volume	Pack Max Dry Volume	Pcs/ Ctn	Ctns/ Skid	Bulk
		Length	Width	Depth							
measurements in inches			U.S./Metric	Cu.In.	U.S./ Metric	Cu. In.					

T Series Super Jumbo Packs (10" x 20")


C - T606SJ	T 606 Super Jumbo Pack	2.21	2.03	3.25	6.05 fl oz/179 mL	10.92	1.14 qt/1.07 L	65.54	100	36	4,500
C - T804SJ	T 804 Super Jumbo Pack	2.33	2.345	3.25	6.95 fl oz/205.5 mL	12.54	1.74 pt/822 mL	50.16	100	36	4,500
C - T806SJ	T 806 Super Jumbo Pack	2.267	1.494	3.25	4.76 fl oz/140.8 mL	8.59	1.79 pt/844.8 mL	51.55	75	36	3,600
C - T1202SJ	T 1202 Super Jumbo Pack	3.00	2.13	3.25	9.35 fl oz/276.5 mL	16.87	1.17 pt/553 mL	33.75	100	36	3,600



L 606, L 606SJ, LS 606SJ, VS606
T 606SJ, TS 606SJ

T Series Trays (10" x 20")

C - TR6JD	T Tray R6 - Jumbo Depth	20	10	3.313	-	-	-	-	100	36	2,700
C - TR6NXD	T Tray R6 - Extra Deep	20	10	2.71	-	-	-	-	100	36	3,600
C - TR8XD	T Tray R8 - Extra Deep	20	10	2.71	-	-	-	-	100	36	-
C - TR823	T Tray R8 2/3 Tray	20	10	2.71	-	-	-	-	100	36	-
C - TR9	TR 9 Tray, also available with tag slot	20	10	2.438	-	-	-	-	100	36	3,600
C - TR12NXD	T Tray R12 - Extra Deep	20	10	2.71	-	-	-	-	100	36	3,600
C - TR18IXD	T Tray R18 - Individual	20	10	2.71	-	-	-	-	100	36	-
C - TR18QXD	T Tray R18 - Rectangular	20	10	2.71	-	-	-	-	-	-	4,050
C - TNCRXD	T Tray NCR - Extra Deep	20	10	2.71	-	-	-	-	100	36	3,600
I - TIM	T Injection Molded Tray*	20	10	2.625	-	-	-	-	100 per bundle	36	3,600



L 804
T 804, T 804SJ



L 806, L 806SJ
T 806, T 806SJ, TS 806SJ



T 906

LN Series Packs (8.125" x 20.375")


C - LN606SJ	LN 606 Super Jumbo Pack	2.07	1.78	3.15	5.14 fl oz/152 mL	9.28	1.93 pt/912 mL	55.65	-	-	5,500
C - LN1204	LN 1204 Pack	1.78	1.48	2.65	3.13 fl oz/92.7 mL	5.66	12.54 fl oz/370.8 mL	22.63	100	40	5,500
C - LN412	LN 412 Pack	1.86	1.45	3.00	2.79 fl oz/82.5 mL	5.03	1.05 qt/990 mL	60.41	-	-	5,500



L 1202
T 1202SJ

LN Series Trays (8.125" x 20.375")

C - LNR6	LN Tray - R6	20.38	8.13	1.91	-	-	-	-	100	44	5,500
----------	--------------	-------	------	------	---	---	---	---	-----	----	-------



LS Series Packs (8.50" x 21")


C - LS606SJ	LS 606 Super Jumbo Pack	2.18	1.94	2.80	5.04 fl oz/149 mL	9.09	1.89 pt/894 mL	54.56	100	40	4,000
C - LS2101SP	LS 2101 Sheet of Pots	2.68	2.86	3.25	8.90 fl oz/263 mL	16.05	8.90 fl oz/263 mL	16.05	100	36	-
C - LS1204	LS 1204 Pack	1.94	1.55	2.75	3.44 fl oz/101.6 mL	6.20	13.74 fl oz/406.4 mL	24.80	100	40	5,000
C - VS1204	VS 1204 Ventilated Pack	1.975	1.625	3.00	3.68 fl oz/108.72 mL	6.63	14.71 fl oz/434.88 mL	26.54	100	40	-
C - LSHFP20	LS Half Flat 20 Count Pack Compatible with Handle (X-19SEH)	1.87	1.67	3.00	4.01 fl oz/118.6 mL	7.24	2.51qt/2.37L	144.75	200	24	-
C - VSS1004	VS1004 Ventilated Pack	1.92	1.92	3.00	3.91 fl oz/115.6 mL	7.05	15.64fl oz/462.4mL	28.22	100	40	5,000
C - VSS606	VS 606 Ventilated Pack	1.92	2.13	3.00	4.55 fl oz/134.5 mL	8.21	1.71pt/807mL	49.25	-	-	5,000




L 1206
T 1206

LS Series Trays (8.50" x 21")

C - LSNCR	LS Tray NCR	20.94	8.44	1.875	-	-	-	-	100	40	-
C - LSR10	LS R10 Tray	20.94	8.44	1.875	-	-	-	-	100	40	4,000
C - LSR21I	LS Tray R21 - Individual	20.94	8.44	1.875	-	-	-	-	100	40	4,000
C - LSR6	LS Tray R6**	20.94	8.44	1.875	-	-	-	-	-	-	4,000
C - VSSR6	Ventilator (LS) R6	20.94	8.44	1.875	-	-	-	-	-	-	5,000
C - VSSR10	Ventilator (LS) R10	20.94	8.44	1.875	-	-	-	-	-	-	5,000
I - LSIM	LS Injection Molded Tray*	21	8.50	1.875	-	-	-	-	50 per bundle	66	3,300



L 1801
T 1801 SP



L 1802 Rect
T 1802 SQ


*Sold in full skids only.
Graphics are representative of pack and tray configurations and are not necessarily to scale.

■ Pack Configuration

■ Tray Compatibility




LS IM Web Tray
Compatible with LS 606 and 1204 Packs




LS R6
Compatible with LS 600, 1200 and VSS606 Series Packs



LS NCR (No Center Rib)
Compatible with all LS Series Packs



LS R10
Compatible with LS 1000 Series Packs and LS Half Flat Pack 20



LS R21 Individual
Compatible with LS 2101 Sheet of Pots




L 1803



L 1803 Rect
T 1803 Rect




T 2002




T R6 NXD
Compatible with T 600 and 1200 Series Packs
(T R6 JD Compatible with T606SJ Pack)



T R8 Two-Thirds
Compatible with T 1200 Series Packs
(Two-thirds of a sheet)

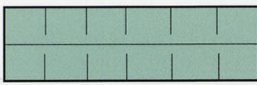


T R8 XD
Compatible with T 800 Series Packs



T R9 Tray
Compatible with T 906 Pack

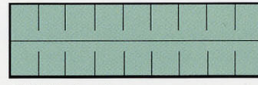




T R12 NXD
Compatible with T 1200 Series Packs




T R18 IND
Compatible with T 1801 Sheet of Pots



T R18 Rectangular
Compatible with T 1802 Rect and T 1803
Rect Packs



T NCR XD (No Center Rib, Extra Deep)
Compatible with all T Series Packs



T IM Web Tray
Compatible with all T Series Packs




TS R6 XD
Compatible with TS 600 and 1200 Series
Packs (TS R6 SL Compatible with TS 600
and 1200 Series Packs also)



TS R 8 Jumbo Depth
Compatible with TS 806 Jumbo Pack



TS Half Flat
Compatible with TS 806 and 1204 Packs



TS IM Web Tray
Compatible with TS 600 and 1200 Series Packs

Tray Compatibility

Product Code	Description	Cell Dimensions			Cell Max Liquid Volume	Cell Max Dry Volume	Pack Max Liquid Volume	Pack Max Dry Volume	Pcs/ Ctn	Ctns/ Skid	Bulk
		Length	Width	Depth							
		measurements in inches			U.S./Metric	Cu. In.	U.S./ Metric	Cu. In.			

TS Series Packs (8.50" x 20")

C - TS606JRC	TS 606 Super Jumbo Pack Recessed Cell	2.06	1.90	3.25	4.98fl oz/147.2mL	8.98	1.87pt/883.2mL	53.90	100	40	5,500
C - TS606FJ	TS 606 Full Super Jumbo Pack	2.00	1.88	3.25	4.98 fl oz/147.3 mL	8.99	1.87 pt/883.8 mL	53.93	100	40	5,500
C - TS6XDJ	TS 606 Extra Deep w/Tag slit	2.13	1.96	3.50	4.82 fl oz/142.59 mL	8.70	1.81 pt/855.54 mL	52.21	-	-	4,400
C - TS806SJ	TS 806 Jumbo Pack	1.93	1.53	3.05	3.45 fl oz/102 mL	6.22	1.29 pt/612 mL	37.35	100	40	5,500
C - TS806JRC	TS 806 Jumbo Pack Recessed Cell	1.537	1.928	3.00	3.27 fl oz/96.70 mL	5.90	1.23 pt/580.20 mL	35.41	100	40	-
C - TS1204	TS 1204 Pack	1.93	1.52	2.63	2.97 fl oz/87.9 mL	5.36	11.89 fl oz/351.6 mL	21.46	100	40	5,500

TS Series Trays (8.50" x 20")

C - TSCRJD	TS Tray Center Rib	20	8.50	3.25	-	-	-	-	100	44	4,400
C - TSR6XD	TS R6 Extra Deep Tray	20	8.50	3.125	-	-	-	-	100	44	4,400
C - TSR8JD	TS R8 Jumbo Depth Tray	20	8.50	2.70	-	-	-	-	100	44	4,400
C - TSR6SL	TS R6 Stack / Label Tray	20	8.50	2.188	-	-	-	-	100	40	4,400
C - TSHFT	TS Half Flat Tray	10	8.50	2.713	-	-	-	-	100	80	-
I - TSIM	TS Injection Molded Tray*	20	8.50	2.04	-	-	-	-	50 per bundle	66	3,300

TSS Series Packs (7.50" x 19.875")

C-TSS6JRC	TSS 606 Super Jumbo Recessed Cell Pack	7.469	19.875	3.305	4.20 fl oz/123.7 mL	7.50	25.2 fl oz/742 mL	45.00	-	-	3,500
-----------	--	-------	--------	-------	---------------------	------	-------------------	-------	---	---	-------


TSS Series Trays (7.50" x 19.875")

C-TSSR6	TSS Tray, 6 Rib	7.469	19.938	1.75	-	-	-	-	-	-	5,400
---------	-----------------	-------	--------	------	---	---	---	---	---	---	-------

*Sold in full skids only.
Graphics are representative of pack and tray configurations and are not necessarily to scale.



L-1203
L-1020R12



C-TSSR6
C-TSS6JRC

Product Code	Description	Cell Dimensions			Cell Max Liquid Volume	Cell Max Dry Volume	Pack Max Liquid Volume	Pack Max Dry Volume	Pcs/ Ctn	Ctns/ Skid	Bulk
		Length	Width	Depth							
		measurements in inches			U.S./Metric	Cu. In.	U.S./Metric	Cu. In.			

S Series Packs (9" x 18")

S - 606SJ	S 606 Super Jumbo Pack	2.00	1.84	3.00	4.67 fl oz/138 mL	8.42	1.75 pt/828 mL	50.53	100	30	4,000
S - 1201	S 1201 Pack	2.78	4.15	2.75	13.29 fl oz/393	23.98	13.29 fl oz/393	23.98	100	40	3,500
S - 1203	S 1203 Pack	2.78	1.30	2.50	4.16 fl oz/123 mL	7.51	12.48 fl oz/369	22.52	100	40	-
S - 1204	S 1204 Pack	1.96	1.28	2.50	2.74 fl oz/81 mL	4.94	10.96 fl oz/324	19.77	100	40	3,500
S - 1801	S 1801 Pack	2.80	2.75	2.75	8.56 fl oz/253 mL	15.44	8.56 fl oz/253 mL	15.44	100	40	-

S Series Trays (9" x 18")

S - 918	S 918 R12 Tray	18	9	2.80	-	-	-	-	100	40	3,500
S - 918R18	S 918 R18 Tray	18	9	2.80	-	-	-	-	100	40	-
S - 918UR	S 918 Tray - Universal Ribbing	18	9	2.80	-	-	-	-	100	40	-

Product Code	Description	Cell Dimensions			Cell Max Liquid Volume	Cell Max Dry Volume	Pack Max Liquid Volume	Pack Max Dry Volume	Pcs/Ctn	Ctns/Skid	Bulk
		Length	Width	Depth							
		measurements in inches									
CS Series Packs (15.125" x 11.188")											
C - CS601D	CS 601 Deep Pack	5.25	4.75	2.75	1.05 qt/995 mL	60.72	1.05 qt/995 mL	60.72	100	36	-
C - CS606D	CS 606 Deep Pack	2.30	1.72	2.75	4.63 fl oz/137 mL	8.36	1.74 pt/822 mL	50.16	100	36	-
C - CS806RC	CS 806 Pack w/Recessed Cell	1.75	1.75	1.80	3.55 fl oz/105 mL	6.41	1.33 pt/630 mL	38.44	100	36	4,200
CS Series Trays (15.25" x 11.33")											
C - CSR8	CS R8 Tray	11.380	15.250	2.920	-	-	-	-	100	36	2,800
NP Series Packs (10.75" x 13.75")											
C - NP801	NP 801 Pack	4.98	3.13	2.94	1.34 pt/635 mL	38.75	1.34 pt/635 mL	38.75	100	48	-
C - NP802	NP 802 Pack	2.45	3.13	2.94	9.64 fl oz/285 mL	17.39	1.20 pt/570 mL	34.78	100	48	-
C - NP803	NP 803 Pack	1.66	3.13	2.94	5.99 fl oz/177 mL	10.80	1.12 pt/531 mL	32.40	100	48	-
C - NP803LSQ	NP 803 Long Square Pack	2.38	2.02	2.94	5.30 fl oz/155.6 mL	9.56	15.89 fl oz/469.8 mL	28.67	100	48	-
C - NP804	NP 804 Pack	2.46	1.54	2.94	4.00 fl oz/118.30 mL	7.22	1.00 pt/473.2 mL	28.88	100	48	-
C - NP806RC	NP 806 Pack with Recessed Cell	1.50	1.40	1.95	2.87 fl oz/85.00 mL	5.19	1.08 pt/510 mL	31.12	100	48	-
C - NP3.5SP	NP 3.50 Sheet of Pots (12)	3.24	3.11	3.25	13.22 fl oz/391 mL	23.86	13.22 fl oz/391 mL	23.86	100	48	-
NP Series Trays (10.75" x 13.75")											
C - NPR8	NP R8 Tray	13.75	10.75	3	-	-	-	-	100	48	-
C - NPR8LSQ	NP R8 Long Square Tray	13.70	10.70	3	-	-	-	-	100	48	-
C - NPR12	NP R12 Individual Tray <i>Compatible with C-NP3.5SP</i>	12.57	10.75	3	-	-	-	-	100	32	-
LM Series Packs (13.40" x 17.90")											
M - 1201	LM 1201 Pack	2.60	2.901	2.562	1.17 pt/554.5 mL	33.84	1.17 pt/554.5 mL	33.84	100	30	-
M - 124	LM 124 Pack	2.562	2.875	2.50	8.20 fl oz/ 242.50 mL	14.80	1.54 gal/5.82 L	355.16	100	30	-
M - 2401	LM 2401 Pack	2.562	2.875	2.50	8.20 fl oz/ 242.50 mL	14.80	8.20 fl oz/ 242.50 mL	14.80	100	30	-
M - 406	LM 406 Pack	2.938	2.625	2.50	8.20 fl oz/ 242.50 mL	14.80	1.54 qt/1.46 L	88.79	100	30	-
M - 806	LM 806 Pack	1.937	1.875	2.00	3.38 fl oz/100 mL	6.10	1.27 pt/600 mL	36.61	100	30	-
LM Series Trays (13.40" x 17.90")											
M - 1317	LM 13 x 17 Tray	13.40	17.90	2.69	-	-	-	-	100	20	-
P Series Packs (15" x 11.33")											
C - P803	P 803 Pack	3.35	1.65	2.75	6.53 fl oz/193 mL	11.78	1.22 pt/579 mL	35.33	100	36	-
C - P804	P 804 Pack	2.56	1.64	2.75	4.57 fl oz/135 mL	8.24	1.14 pt/540 mL	32.95	100	36	-
C - P806RC	P 806 Pack with Recessed Cell	1.60	1.50	2.00	3.20 fl oz/94.5 mL	5.77	1.20 pt/567 mL	34.60	100	36	-
P Series Trays (15" x 11.33")											
C - PTRAY	P Tray <i>Also available with tag slot (C-PTRAYTS)</i>	11.38	14.88	2.94	-	-	-	-	-	-	-
CA Series Packs (16.625" x 16.625")											
O - C16DHPBK	CA 1601 Pot/Pack Deep	3.868	3.868	2.938	1.35 pt/637 mL	38.87	1.35 pt/637 mL	38.87	100	30	-
O - C606HPBK	CA 606 Pack	2.468	2.542	2.975	6.78 fl oz/ 200.5 mL	12.24	1.27 qt/1.02 L	73.41	100	30	4,125
O - C806HPBK	CA 806 Pack Deep	2.642	1.916	2.938	5.68 fl oz/ 168.1 mL	10.26	1.07 qt/1.01 L	61.55	100	30	-
CA Series Trays (17" x 17")											
O - CAR6	CA R6 Tray	17.026	17.026	2.549	-	-	-	-	-	-	-
O - CATRAY	CA No Center Rib Tray	17.026	17.026	2.549	-	-	-	-	-	-	-



Market Packs

Landmark's broad line of Market Packs offers unique selling systems for the retail market.

- Perfect for the Do-It-Yourself consumers
- Easy handling and quick sales
- Labeling on either the packs or the handles (X-19SEH) makes them ideal for retail sales
- Accommodates custom handles and tags (selected items)



Push-up bottom available on select Market Packs


Product Code	Product Description	# Cells	Trim Width	Trim Length	Product Depth	Cell Dimensions	Cell Max Liquid Volume	Cell Max Dry Volume	Pack Max Liq Volume	Pack Max Dry Volume	Compatible Trays	Bulk		
							U.S./ Metric	Cu. In.	U.S./ Metric	Cu. In.				
measurements in inches														
Market Packs														
L - S124TP	LS 124 Tray/Pack	24	8.50	14.00	2.75	1.75" x 2.00"	3.89 fl oz/ 115 mL	7.02	2.92 qt/ 2.76 L	168.42	-	-	-	-
C - T24TP	T 24 Tray/Pack	24	10.00	10.00	2.375	1.375" x 2.125"	3.11 fl oz/ 92 mL	5.61	2.33 qt/ 2.21 L	134.74	-	200	36	-
C - T9TP	T 9 Tray/Pack	9	10.00	10.00	3.50	3.00" SQ	12.41 fl oz/ 367 mL	22.40	3.49 qt/ 3.30 L	201.56	-	200	32	7,875
X - 3.5RPP	3.50 Rd. Basket/Pack <i>Compatible with handle (X-19SEH)</i>	6	10.88	7.13	3.375	3.375" RD	11.40 fl oz/ 337 mL	20.57	2.14 qt/ 20.2 L	123.39	L-1020NCR, I-L1020SS-N, L-R18IND	300	32	-
C - TPP6	T Pot/Pack 6 <i>Compatible with handle (X-19SEH)</i>	6	6.75	9.94	3.50	3.50" x 3.50"	11.50 fl oz/ 340 mL	20.75	2.16 qt/ 2.04 L	124.48	I-TIM-N, C-TR18XDE, C-TP18	300	32	-
C - TPP8	T Pot/Pack 8 <i>Compatible with handle (X-19SEH)</i>	8	6.832	13.31	3.50	3.50" x 3.50"	13.53 fl oz/ 400 mL	24.41	3.38 qt/ 3.20 L	195.27	-	200	42	8,400
C - LNHP24	LN Half Flat Pack 24 <i>Two packs of 24 per sheet. Compatible with handle (X-19SEH)</i>	24	8.13	20.38	3.00	1.86" x 1.45"	2.76 fl oz/ 81.6 mL	4.98	2.07 qt/ 1.96 L	119.50	C-LNR6	-	-	5,500 (Sheets)
C - LN412	LN 412 Pack <i>Four packs of 12 per sheet.</i>	12	8.13	20.38	3.00	1.86" x 1.45"	2.79 fl oz/ 82.5 mL	5.03	1.05 qt/ 990 mL	60.41	C-LNR6	-	-	5,500 (Sheets)
C - LSHFP20	LS Half Flat Pack 20 <i>Two packs of 20 per sheet. Compatible with handle (X-19SEH)</i>	20	8.44	20.94	3.00	1.87" x 1.67"	4.01 fl oz/ 118.6 mL	7.24	2.51 qt/ 2.37 L	144.75	C-LSNCR, C-LSR10	100 (Sheets)	40	4,000 (Sheets)
C - THP24	T Half Flat Pack 24 <i>Two packs of 24 per sheet. Compatible with handle (X-19SEH)</i>	24	9.87	19.87	3.23	2.19" x 1.34"	3.52 fl oz/ 104 mL	6.35	2.64 qt/ 2.50 L	152.31	C-TNCRXD, CTR12NXD, I-TIM-N, C-TR6JD	100 (Sheets)	36	4,500 (Sheets)
C - T412	T 412 Flat Pack <i>Four packs of 12 per sheet.</i>	4 x 12	9.87	19.87	3.23	2.19" x 1.34"	3.52 fl oz/ 104 mL	6.35	1.32 qt/ 1.25 L	76.16	C-TNCRXD, I-TIM-N, C-TR6JD	-	-	4,500 (Sheets)
C - THP20	T Half Flat Pack 20 <i>Two packs of 20 per sheet. Compatible with handle (X-19SEH)</i>	20	9.87	19.87	3.23	2.20" x 1.55"	4.43 fl oz/ 131 mL	7.99	2.77 qt/ 2.62 L	159.88	C-TNCRXD, I-TIM-N	100 (Sheets)	36	4,050 (Sheets)

Dimensions for Half Flat Packs based on a full sheet.



C-TPP6

C-LSHFP20



C-LN412



C-THP24



Landscape Trays

Landmark's NEW line of Landscape Trays is designed to capture sales with both landscapers and consumers.

- One piece construction for single variety plants
- Manufactured with high quality, tear resistant materials
- Punched drainage holes and "feet" to eliminate seal off (not available on C-T124TP)
- Available in solid or co-extruded colors

Product Code	Product Description	# Cells	Trim Width	Trim Length	Product Depth	Cell Dimensions	Cell Max Liquid Volume	Cell Max Dry Volume	Pack Max Liq Volume	Pack Max Dry Volume	Compatible Trays	Pcs/ Ctn	Ctn/ Skid	Bulk
measurements in inches						U.S./ Metric	Cu. In.	U.S./ Metric	Cu. In.					
C - MP	Magic Planter	18	10.75	21.125	2.375	3.00" SQ	10.6 fl oz/ 312 mL	19.00	5.96 qt/ 5.616 L	342.00	-	100	32	4,000
C - TLF18 *NEW*	T 18 Count Landscape Tray	18	10.00	20.00	3.47	2.98" x 2.90"	13.1 fl oz/ 388 mL	23.60	7.369 qt/ 6.971 L	424.45	-	100	32	3,150
C - T124TP	T 124 Tray/Pack <i>Compatible with handle (X-19SEH)</i>	24	10.14	15.15	2.75	2.125" SQ	5.14 fl oz/ 152 mL	9.28	3.86 qt/ 13.65 L	222.61	-	100	48	4,800
C - T124D	T 124 Deep Tray/Pack	24	10.00	15.00	3.25	2.28" x 2.26"	6.22 fl oz/ 184 mL	11.23	1.17 gal/ 4.42 L	269.48	-	100	36	3,600
C-TSSSLF32 *NEW*	TSS 32 Count Landscape Tray	32	7.50	19.88	2.77	2.32" x 1.79"	3.90 fl oz/ 144 mL	6.92	7.68 p / 3.52 L	221.18	-	100	36	3,960

Handle

X - 19SEH *NEW*	19" Split End Locking Handle	-	1.00	19.00	-	-	-	-	-	-	-	1,200	24	-
--------------------	------------------------------	---	------	-------	---	---	---	---	---	---	---	-------	----	---



Square Pot & Tray Systems

Landmark's thermoformed square pots and trays are an economical growing system for all types of horticultural crops.

- Wide selection to meet your marketing and retailing needs
- Designed to accommodate automation equipment
- Precision formed pots with uniform drainage
- Various tray configurations for easy handling and to maximize space on cart and bench shelves



Product Code	Product Description	Cell Diameter	Cell Depth	Max Liquid Volume	Max Dry Volume	Compatible Trays	Pcs / Ctn	Cntns / Skid	Bulk Box	
		measurements in inches		U.S./Metric	Cu. In.					
Square Pots										
X - 225P1920	2.25 Square Pot	2.188	3.00	4.9 fl oz/145 mL	8.85	X-2SPT32	1,920	36	-	
X - 3IPE992	3.00 Individual Economy Pot	2.625	2.25	6 fl oz/177 mL	10.80	L-PF32TRAY	992	48	23,040	
X - 3P800	3.00 Square Press Fit Pot	2.625	2.25	6 fl oz/177 mL	10.80	L-PF32TRAY	800	52	-	
X - 3PD	3.00 Square Pot Deep (With Root Channels)	2.625	3.50	9.5 fl oz/280 mL	17.09	X-3SPDT25 (625), L-PF32TRAY (800), X-3PDT14	800 / 625	48 / 54	24,480	
X - 3PXD400	3.00 Square Pot Extra Deep	3.00	4.25	13.3 fl oz/393 mL	23.98	X-3SPDT20	400	72	-	
X - 325P	3.00 Square Pot	3.00	3.25	10.36 fl oz/ 306.49 mL	18.70	C-TPT8, C-TPT12, C-TPT18, C-TPT20	1000	72	-	
X - 4IPE900	4.00 Individual Economy Pot	3.50	3.50	1.08 pt/510 mL	31.12	L-PF8B, L-PF12TRAY, L-PF18TRAY, and L-R18IND	900	48	-	
X - 4P	4.00 Square Press Fit Pot	3.50	3.50	1.05 pt/497 mL	30.33	L-PF8B (400), L-PF12TRAY (300), L-PF18TRAY (450) and L-R18IND (450)	300 / 400/450	48 / 48 / 48	12,948	
For press fit application, use the pots per carton quantity listed in parentheses next to each compatible tray.										
X - 4PXD	4.00 Square Pot Extra Deep (With Root Channels)	3.50	5.024	1.52 pt/720 mL	43.94	L-PF8BWH, L-PF12TRAY, L-PF18TRAY(450), L-R18IND	450	32	11,700	
X - 4.5P	4.50 Square Press Fit Pot	4.188	3.625	1.69 pt/800 mL	48.82	L-4.5PF12 (300),L-PF15TRAY (375), X-4.5SWM, X-45RSWM, X-45ST8WM	375 / 300	28 / 35	7,370	
For press fit application, use the pots per carton quantity listed in parentheses next to each compatible tray.										
X - 4.5PD	4.50 Square Pot Deep	4.188	4.875	1.15 qt/1.09 L	66.64	L-4.5PF12, L-PF15TRAY, X-4.5SWM, X-45RSWM	375 / 300	28 / 42	7,700	
C - TP900	T-Pots*	3.25	3.50	14.4 fl oz/425 mL	25.94	C-TPT8 (800), C-TPT12 (900), C-TPT18 (900), C-PT20 (900)	800 / 900	42 / 36	14,040	

*May be available in an economy version.



Product Code	Product Description	Cell Diameter	Cell Depth	Cell Max Liquid Volume	Cell Max Dry Volume	Compatible Trays	Pcs / Ctn	Ctns / Skid	Bulk
		measurements in inches		U.S./Metric	Cu. In.				
X - 3SQSP	3.00 Square Sheet of Pots (32)	2.456 x 2.47	3.047	6.2 fl oz/ 183 mL	11.17	L-PF32TRAY, X-3SPT32	100	24	-
X - 3.5SPWB	3.50 Sheet of Pots Wide Base (18)	3.53 x 3.51	3.00	13.4 fl oz/ 397 mL	24.2	L-PF18TRAY, L-R18IND	100	32	-
X - 3.5SPD	3.50 Sheet of Pots Deep (18)	3.489 x 3.46	3.23	13.6 fl oz/401 mL	24.47	L-PF18TRAY, L-R18IND	100	32	-
X - 3.5SPXD	3.50 Sheet of Pots Extra Deep (18)	3.481 x 3.472	3.50	14.7 fl oz/435 mL	26.55	L-PF18TRAY, L-R18IND	100	20	-
X - 3.5SPD12	3.50 Sheet of Pots Deep (12)	3.489 x 3.46	3.125	13.6 fl oz/401 mL	24.47	L-PF12TRAY	100	32	-
X - 3.5SPD20	3.50 Sheet of Pots Deep (20)	3.402 x 3.402	3.25	14.2 fl oz/420 mL	25.63	L-PF20TRE	100	20	-
X - 4.5SP15	4.50 Sheet of Pots (15)	4.093 x 4.093	3.647	1.55 pt/735 mL	44.85	L-PF15TRAY	100	16	-
X - 4.5SPD	4.50 Sheet of Pots Deep (15)	4.237 x 4.237	4.875	1.97 pt/930 mL	56.75	L-PF15TRAY	100	16	-
C - LS2101SP	LS 2101 Sheet of Pots (21)	2.68 x 2.86	3.25	8.9 fl oz/263 mL	16.05	C-LSR21IE	100	36	-
C - T1801SP	T 1801 Sheet of Pots (18)	3.141 x 3.183	3.266	12.5 fl oz/370 mL	22.58	C-TR18IXD, I-TIM-N, C-TPT18	100	36	-
C - T2001SP *NEW*	2001 Sheet of Pots (20)	3.00 x 3.00	3.31	12.5 fl. oz/370 mL	22.58	C-TPT20	100	24	-
C - T5SP	T 5.00 Square Sheet of Pots (8)	4.847 x 4.795	3.518	1.05 qt/990 mL	60.41	C-T5SPT, I-TIM-N	100	36	-

Product Code	Product Description	Trim Width	Trim Length	Product Depth	Compatible Pots	Pcs / Ctn	Ctns / Skid	Bulk
		measurements in inches						
X - 2SPT32	2.25 Sq. Pot Tray (32)	9.116	18.104	2.25	X - 225P1920	100	40	4,050
X - 3PDT14 *NEW*	3.00 Sq. Pot Deep Tray (14)	5.28	18.28	2.25	X - 3PD	150	54	8,100
X - 3PXDT20	3.00 Sq. Pot Extra Deep Tray (20) <i>Also available with tag slot (X-3PXDT2T)</i>	12.187	15.187	2.00	X - 3PXD400	100	36	3,600
X - 3SPDT25	3.00 Sq. Pot Deep Tray (25)	13.625	13.625	2.50	X - 3PD625	50	36	2,100
L - PF32TRAY	3.00 Press-Fit Tray (32)	10.792	21.226	1.50	X - 3IPE992, X - 3P800, X - 3PD800	100	32	-
L - PF8B	4.00 Press-Fit Tray (8) <i>Handle (X-19SEH) also available</i>	7.387	14.42	2.75	X - 4IPE900, X - 4P400	200	24	-
L - PF12TRAY	4.00 Sq. Press-Fit Tray (12)	10.397	13.821	2.313	X - 4IPE900, X - 4P300	100	40	-
X - T15S40MG	4.00 Sq. Maxi-Grow™ Pot Tray (15)	11.625	19.50	1.625	I-S400MG	-	-	1,920
L - PF18TRAY	4.00 Press Fit Tray (18)	10.792	21.226	2.313	X - 4IPE900, X - 4P450	100	32	-
L - 4.5PF12	4.50 Sq. Press-Fit Tray (12)	12.75	16.968	2.313	X - 4.5P300, X - 4.5PD300	100	20	-
X - 4.5SPT12	4.50 Sq. Pot Tray (12)	12.68	16.875	2.375	X-4.5P, X-4.5PD	100	21	-
L - PF15TRAY	4.50 Sq. Press-Fit (15)	12.706	21.10	2.313	X - 4.5P375, X - 4.5PD375	50	32	-
X - T15S450MG	4.50 Sq. Maxi-Grow™ Pot Tray (15)	12.25	20.50	1.625	I-S450MG	-	-	2,000
X - 3SPT32	3.00 Sheet of Pots Tray (32)	10.792	21.226	2.00	X - 3SQSP	100	32	-
C - T5SPT	T 5 Sq. Sheet of Pots Tray (8)	10.00	20.00	2.125	C - T5SP	100	32	-
C - TPT8	T Pot Tray (8) <i>Compatible with handle (X-19SEH)</i>	6.562	13.125	1.91	C - TP800	200	42	-
C - TPT12	T Pot Tray (12)	6.562	19.69	1.91	C - TP900	50	42	4,900
C - TPT18	T Pot Tray (18)	10.00	20.00	2.313	C - TP900	100	36	3,600
C - TPT20	T Pot Tray (20)	13.33	16.62	2.25	C - TP900	100	30	-

Miscellaneous Pot Trays									
X - 24CBS	24 Count Bench Sheet (24)	20.00	30.00	3.125	I-R400MG, I-S350MG, I-R350MG, I-S400MGX, I-F400	25	18	-	
C - VS4RPT10	VS 4.00 Rd. Pot Tray (10)	8.751	21.226	1.938	I-A400MG, I-R400MG	-	-	4,000	
X - 4SHIPBH	4.00 Rd. Pot Shipping Tray (15)	12.125	20.25	2.375	I-A400MG, I-R400MG	-	-	2,800	
X - 4.5RST	4.50 Rd./Sq. Pot Tray (8)	10.792	21.226	2.313	X-4.5P, I-A450MG, I-S450MG, I-G450DD	100	32	-	
L - R8JPT-N	L 1020 R8 Jumbo Pot Tray (formerly Tri-Pack)	10.75	21.125	2.762	-	-	-	3,200	
C - LSR10	LS R10 Tray (10)	8.44	20.94	1.875	X-4.5P, X-4.5PD	100	40	4,000	



Co-Extruded Thermoformed Pots

Protect your roots with Landmark's co-extruded thermoformed round pots. With the addition of five new pot sizes, Landmark is one of the leading suppliers of co-extruded thermoformed pots.

- Bi-level drainage promotes air pruning and discourages root circling
- Large surface area for labeling and printing
- In rim tag slots available on most items
- Ideal for use in automation equipment
- Available in solid color or co-extruded for increased opacity



Product Code	Product Description	Diameter	Depth	Max Liquid Volume	Max Dry Volume	Compatible Trays	Pcs / Ctn	Ctns / Skid	Bulk Box/ Bulk	
				U.S./Metric	Cu. In.					
		measurements in inches								
Azalea										
X - 4RAP350	4.00 Round Azalea Pot*	4.00	2.875	14.41 fl oz/426 mL	26.00	X-4AZTP15B	350	48	-	
X - 5AMGT	5.00 Azalea Maxi-Grow™ Thermoformed Pot	5.00	3.605	1.67 pt/790 mL	48.21	X-T5TPPPB	520	48	14,400	
X - 6AMGT	6.00 Azalea Maxi-Grow™ Thermoformed Pot	6.00	4.375	1.40 qt/1.33 L	81.04	X-6TPPPB	260	48	9,120 18,240	
Round										
X - 3.5P450	3.50 Round Standard Pot*	3.50	3.25	12.27 fl oz/363 mL	22.15	X-3.5TPPPB, X-35TP12	450	48	12,232	
X - 4RMGT	4.00 Round Maxi-Grow™ Thermoformed Pot	4.00	3.49	15.4 fl oz/455 mL	27.77	X-4TP(6,8,14,15)B, C-LN4TP10B	825	42	26,220	
X - 43RMGT	4.33 Round Maxi-Grow™ Thermoformed Pot	4.33	3.90	1.23 pt/584 mL	35.64	X-43TPB, X-43TP12B	900	36	17,000	
X - 43DRMG *NEW*	4.33 Deep Round Maxi-Grow™ Thermoformed Pot (w/tag slot)	4.33	5.00	1.55 pt/733.4 mL (est)	44.8 (est)	X-43DT8	TBD	TBD	TBD	
X - 45RMGT *NEW*	4.50 Round Geranium Maxi-Grow™ Thermoformed Pot (w/tag slot)	4.50	4.02	22 fl oz/651 mL	39.70	X-4.5TP10B, X-45TPP10B, X-45TPS10B, X-4.5TPB12, X-4.5TPPPB	720	48	15,000	
X - 5RMGT	5.00 Round Standard Maxi-Grow™ Thermoformed Pot	5.00	4.57	1.06 qt/1.00 L	61.02	X-T13TPPPB	360	48	11,520	
X - 5CMGT	5.00 Cache Thermoformed Pot	5.00	4.32	1.82 pt/860 mL	52.48	X-T5TPCPPB	520	50	7,488	
X - TQTMGT *NEW*	True Quart Maxi-Grow™ Thermoformed Pot (w/tag slot)	4.75	5.27	1.02 qt/0.97 L	59.1	X-QTTN9, X-QTPP8	600	24	8,640 14,472	
X - 8MPPMGT	8.00 Mum Pan Maxi-Grow™ Thermoformed Pot	8.00	5.00	3.04 qt/2.88 L	175.44	X-8TPB	300	25	3,900 7,800	
X - 9MPPMGT *NEW*	9.00 Mum Pan Maxi-Grow™ Thermoformed Pot (w/tag slot)	9.00	5.90	4.76 qt/4.50 L	274.6	-	100	40	3,000	
Trade Round										
X - T600 *NEW*	Trade 6.00 Maxi-Grow™ Thermoformed Pot (w/tag slot)	5.30	4.51	1.20 qt/1.13 L	69.1	X-T6TP, X-T6TOS6B	240	48	8,640 20,160	

*Only available in polystyrene.



Transport Trays

Landmark's Transport Trays are designed for filling, growing, transporting and retailing.

- Durable, tear resistant materials available on most sizes
- Bottom drainage and easy finger tip extraction
- De-nesting notches for automation equipment (selected items)
- Compatible with Landmark's injection molded and thermoformed pots
- Available in a wide array of sizes to meet all your marketing and retailing needs



X-T5TPB

Product Code	Product Description	Trim Width	Trim Length	Product Depth	Compatible Pots	Pcs / Ctn	Ctns / Skid	Bulk
measurements in inches								
X - 35TPP10B *NEW*	3.50 Transport Tray (10) Also available with tag slot and handle holes	7.00	17.83	3.73	I-R350MG, I-R350MGT, X-3.5P450	TBD	TBD	2,100
X - 35TP12B	3.50 Transport Tray (12)* Also available with tag slot and handle holes	7.00	21.25	3.735	I-R350MG, I-R350MGT, X-3.5P450	-	-	3,600
X - 3.5TPPPB	3.50 Transport Tray (18)	10.43	21.14	3.375	I-R350MGT	100	16	3,200
X - 4TP6B	4.00 Transport Tray (6)* Compatible with Handle (X-19SEH)	7.94	12.04	3.50	I-R400MG, X-4RMGT	200	20	-
X - 4TP8B	4.00 Transport Tray (8)* Compatible with Handle (X-19SEH)	7.94	16.14	3.50	I-R400MG, X-4RMGT	200	15	-
X - 4TP14B	4.00 Transport Tray (14)*	10.625	21.125	3.50	I-R400MG, X-4RMGT	100	20	-
X - 4TP15PPB	4.00 Transport Tray (15)	12.125	20.25	3.50	I-R400MG, X-4RMGT	100	28	2,100
X - 4AZTP15B	4.00 Azalea Transport Tray (15)*	12.438	20.375	3.50	I-A400MG	100	21	2,100
C - LN4TP10B	4.00 LN Transport Tray (10)*	8.125	20.375	3.72	I-R400MG, X-4RMGT	85	40	4,000
X - 43TPB	4.33 Transport Tray (10)*	8.625	21.625	4.063	X-43RMGT	100	40	4,000
X - 43TP12B	4.33 Transport Tray (12)*	13.00	17.219	4.123	X-43RMGT	100	20	2,700
X - 43DT8 *NEW*	4.33 Deep Transport Tray (8)	8.50	17.00	5.21	X-43DRMG	100	40	4,200
X - 45TPP8	4.50 Transport Tray (8)	10.00	19.5	4.25	I-G450MG	50	36	2,700
X - 45TPP10B	4.50 Transport Tray (10)	8.90	22.40	4.188	X-45RMGT, I-G450MG	75	40	3,000
X - 45TPS10B *NEW*	4.50 Offset Transport Tray (10)	10.80	21.23	4.062	X-45RMGT, I-G450MG	100	32	2,800
X - 4.5TPB12	4.50 Transport Tray (12)*	14.11	18.99	3.96	X-45RMGT, I-G450MG, I-G450DD	75	24	1,800
X - 4.5TPPPB	4.50 Transport Tray (15)	14.063	23.063	3.938	X-45RMGT, I-G450MG	90	16	1,800
X - 45ST8SBB	4.50 Square Transport Tray (8)*	10.79	21.23	3.63	X-4.5P	75	32	-
X - T5TPPB	5.00 Azalea Transport Tray (8)	10.00	20.00	3.75	X-5AMGT	100	36	3,600
X - T13TPPPB	5.00 Standard Transport Tray (8)	10.00	20.00	4.74	X-5RMGT	100	24	2,700
X - T5TPCPPB	5.00 Cache Pot Transport Tray (8)	10.00	20.00	4.67	X-5CMGT	100	36	2,520

*Only available in polystyrene.



X-35TP12B



X-43TP12B




C-LN4TP10B



X-4TP6

Product Code	Product Description	Trim Width	Trim Length	Product Depth	Compatible Pots	Pcs / Ctn	Ctns / Skid	Bulk
measurements in inches								
Transport Trays								
X - T13TPPB	5.00 Standard Transport Tray (8)	10.00	20.00	4.74	X-5RMGT	100	24	2,700
X - T5TPCPB	5.00 Cache Pot Transport Tray (8)	10.00	20.00	4.67	X-5CMGT	100	36	2,520
X - 6TPAG3B	6.00 Azalea Transport Tray (3)*	8.938	18.25	4.772	I-A600MG, X-6AMGT	-	-	2,700
X - 6TPPB	6.00 Azalea Transport Tray (6)	11.50	17.643	4.25	X-6AMGT, I-A600, I-A600MG	100	30	3,000
X - T6TOS6B *NEW*	Trade 6.00 Offset Transport Tray (6)	9.75	19.82	4.625	X-T600	50	32	-
X - T6TPPB	Trade 6.00 Transport Tray (8)	10.76	21.56	4.563	X-T600, I-T600MP	50	32	1,600
X - 6TPRGB	6.00 Rd. Std. Maxi-Grow Transport Tray (6)*	11.50	17.643	5.75	I-R600MG	100	25	3,000
X - 6.5TPPB	6.50 Transport Tray (6)	13.00	19.625	5.25	I-A650MP	100	16	1,600
X - 6.5ATPPB	6.50 Azalea Transport Tray (6)	13.00	19.625	4.75	I-A650MG	100	16	1,600
X - 8TPB	8.00 Rd. Pot Transport Tray (4)*	16.875	16.875	5.75	I-A800MG, I-MP800, X-8MPMGT	50	30	2,250
X - QTPP8 *NEW*	True Quart Transport Tray (8)	10.00	19.50	5.30	X-TQTMGT, I-NC1QT	75	36	2,700
X - QTTN9 *NEW*	True Quart Spacer Transport Tray (9)	15.15	19.77	5.46	X-TQTMGT, I-NC1QT	70	24	-
X - QTTP6AB	100 Nursery Container Transport Tray (6) Compatible with handle (X-19SEH)	9.478	14.227	4.868	I-NC1QT	-	-	4,185
X - QTTPB	100 Nursery Container Transport Tray (12)*	14.12	19.00	4.813	I-NC1QT	50	24	1,950
X - 3QTPP3 *NEW*	300 Nursery Container Transport Tray (3)	6.63	19.88	5.78	I-NCTGAL	75	56	2,100
X - 3QTHS3 *NEW*	300 Nursery Container Transport Tray High Sides (3)	6.63	19.88	5.78	I-NCTGAL	75	56	2,100
X - GALTTPPB	300 Nursery Container Transport Tray (6)	13.00	19.625	6.375	I-NCTGAL	75	16	1,600

*Only available in polystyrene.



Water Conservation

Landmark is the leader in the research and development of water conservation products for the horticultural industry.

- Enables growers to conserve water, fertilizer and time
- Organize crops to maximize growing space and allow for adequate air circulation
- Elevated overflow drains permit the removal of excess water, while creating a reservoir for proper water and fertilizer uptake



X-5WMPP



X-45ST8WM



W-P12X122

W-P7X7

Product Code	Product Description	Saucer Diameter	Trim Width	Trim Length	Compatible Pots	Sheets/ Ctn	Pot Units/ Ctn	Ctns/ Skid	Bulk
measurements in inches									

Water Collectors

W - P7X7	7" x 7" Water Collector (2 x 3)*	3.875	13.75	20.60	4.00 - 4.50 Round/ Square	200	1,200	20	-
W - P8X8	8" x 8" Water Collector (2 x 3)	4.875	16.20	24.31	To 6.00 Round	150	900	20	-
W - P105X105	10.50" x 10.50" Water Collector (2 x 3)	4.875	21.06	31.63	To 6.00 Round	75	450	20	-
W - P10.5X12	10.50" x 12" Water Collector (1 x 3)	4.50	11.81	31.38	To 6.00 Round	200	600	21	-
W - P12X12	12" x 12" Water Collector (1 x 2)*	5.125	11.94	23.87	To 6.50 Round	200	400	35	-
W - P14X14	14" x 14" Water Collector (1 x 2)*	5.50	14.13	28.25	To 8.00 Round	100	200	24	-
W - P20X20	20" x 20" Water Collector (1 x 1)	8.438	20.06	20.06	To 10.00 Round	100	100	32	-

*Special cuts/counts available Size listed in PRODUCT DESCRIPTION refers to 'center to center' measurements.

Product Code	Product Description	Trim Width	Trim Length	Product Depth	Compatible Pots	Qty/ Ctn	Ctns/ Skid	Bulk
measurements in inches								

Water-Matics

X - 4WM	4.00 Water-Matic Tray (15) <i>Also available with Side / Bottom Drainage</i>	12.875	20.375	2.31	4.00 Round Standard or Azalea	100	28	2,660
X - 4.5SWM	4.50 Square Water-Matic Tray (15)	12.61	21.05	2.44	X-4.5P	50	32	-
X - 45ST8WM	4.50 Square Transport Water-Matic Tray (8) <i>Also available with Side / Bottom Drainage</i>	10.79	21.23	3.63	X-4.5P	75	32	2,400
X - 45RSWM	4.50 Round/Square Tray (8) <i>Also available in Heavy Duty and High Overflow models.</i>	10.13	20.25	2.44	4.50 Round or Square	100	32	-
X - 5WMPP	5.00 Water-Matic Tray (8)	10.75	21.13	2.50	X-5AMGT	100	32	-
X - 6WMPP	6.00 Water-Matic Tray (6)	12.828	19.566	2.75	X-6AMGT, I-A600	100	28	2,240
X - 6WM3X	6.00 Water-Matic Tray (9)	17.375	20.00	2.75	I-A600	100	20	-
X - 6.5WM	6.50 Water-Matic Tray (6) <i>Also available in Heavy Duty and High Overflow Models</i>	13.032	20.125	2.69	I-A650	100	28	-
X - 10WM	6.50 x 10.00 Water-Matic Tray (5) <i>Also available with Side / Bottom Drainage</i>	17.026	17.026	2.50	6.00 to 10.00 Round	50	30	-

Branding • Printing • Labeling

Printing and labeling are an ideal method of marketing and branding your plants to consumers. Transform your growing containers into vibrant horticultural packaging with Landmark's cost effective solutions. Minimum quantities apply.

- State-of-the-art off-set printing and adhesive labeling equipment
- Complete compliance with all weights and measures requirements
- In-house custom printing design to increase awareness of your branded programs
- Precise ink color matching on all pots
- Up to 4-color printing
- Standard and custom label sizes available
- Standard labels are water resistant and fully recyclable

BRANDING



Landmark works with many national programs and allied suppliers to provide you with the latest in total branded packaging.



PRINTING

Differentiate yourself from your competitors by customizing your growing containers with attractive, colorful print designs and growing instructions.



LABELING







Landmark offers an economical way to meet all weights and measure requirements with our standard label sizes. Custom sizes and designs are also available to individualize your horticulture packaging.

Propagation Trays

Landmark is the leading innovator of a diversified line of high quality Plug Trays, Plug Sheets and Seedling Trays. Our products are manufactured to precise standards for use in today's seeding and transplanting equipment.

- Continuous plug trays are available
- Plug Sheets are ideal for perennial and liner production
- Seedling Trays have root channels and step-bottom drainage, ideal for deciduous and evergreen ornamentals (selected items)

Product Code	Item Description	Configuration	Outside Dimensions	Cell Top Diameter	Cell Depth	Cell Center to Center Dimensions	Max Dry Volume		Drain Diameter (Punched)	Pcs / Ctn	Ctns / Skid	Bulk
							cc	Cu. In.				
measurements in inches												
Standard Round & Square Plug Trays												
P - 50	50 Sq Plug Tray	5 x 10	11.046 x 21.375	1.75	2.25	2.060 x 2.06	85	5.185	0.625"	100	24	-
P - 50V	50 Sq Plug Tray with vent holes	5 x 10	11.046 x 21.375	1.75	2.25	2.060 x 2.06	85	5.185	0.625"	100	24	-
P - 72	72 Round Plug Tray	6 x 12	11.046 x 21.375	1.25	1.50	1.756 x 1.744	22	1.342	0.50"	100	24	-
X - 72FPT	72 Round Plug Tray with feet and vent holes	6 x 12	11.046 x 21.375	1.493	2.25	1.710 x 1.726	41.3	2.52	0.313"	100	32	-
P - 72SQ	72 Sq Plug Tray	6 x 12	11.046 x 21.375	1.25	1.75	1.756 x 1.744	28	1.708	0.50"	100	32	-
P - 72SQD	72 Sq Plug Tray Deep	6 x 12	11.046 x 21.375	1.625	2.375	1.697 x 1.708	73	4.453	0.50"	100	32	-
P - 72SQDLH	72 Sq Plug Tray Deep - Large Hole	6 x 12	11.046 x 21.375	1.625	2.375	1.697 x 1.708	73	4.453	0.875"	100	32	-
P - 98	98 Sq Plug Tray	7 x 14	11.046 x 21.375	1.25	2.00	1.440 x 1.472	31.5	1.922	0.375"	100	32	-
P - 128	128 Sq Plug Tray	8 x 16	11.046 x 21.375	1.25	2.00	1.227 x 1.281	27.5	1.678	0.375"	100	32	-
P - 200	200 Sq Plug Tray	10 x 20	11.046 x 21.375	0.875	1.75	0.993 x 0.988	21.14	1.29	0.281"	100	32	-
P - 288SQ	288 Sq Plug Tray <i>CE Compliant</i>	12 x 24	11.046 x 21.375	0.750	1.00	0.854 x 0.853	7.2	0.439	0.313"	100	32	-
P - 288M	288 Sq Plug Tray Medium <i>CE Compliant</i>	12 x 24	11.046 x 21.375	1.188	1.25	0.854 x 0.853	10.29	0.628	0.313"	100	20	-
P - 288SQD	288 Sq Plug Tray Deep <i>CE Compliant</i>	12 x 24	11.046 x 21.375	0.750	1.75	0.854 x 0.853	10	0.610	0.313"	100	24	-
P - 392	392 Sq Plug Tray	14 x 28	11.046 x 21.375	0.625	1.00	0.727 x 0.729	4.5	0.275	0.25"	100	32	-
P - 406	406 Sq Plug Tray	14 x 29	11.046 x 21.375	0.625	1.00	0.688 x 0.696	4.5	0.275	0.25"	100	32	-
P - 512	512 Sq Plug Tray <i>CE Compliant</i>	16 x 32	11.046 x 21.375	0.563	1.00	0.633 x 0.642	4	0.244	0.313"	100	20	-
P - CC512	Continuous 512 Sq Plug Tray <i>CE Compliant</i>	16 x 32	10.55 x 20.42	0.611	1.00	0.638 x 0.636	3.9	0.240	0.313"	100	20	-
P - 648	648 Sq Plug Tray	18 x 36	11.046 x 21.375	0.563	0.75	0.561 x 0.561	2.4	0.145	0.25"	100	32	-
P - 800	800 Sq Plug Tray	20 x 40	11.046 x 21.375	0.469	0.75	0.509 x 0.509	1.7	0.104	0.313"	100	24	-



Product Code	Item Description	Configuration	Outside Dimensions	Cell Top Diameter	Cell Depth	Cell Center to Center Dimensions	Max Dry Volume		Drain Diameter (Punched)	Top Air Hole Diameter	Pcs / Ctn	Ctns / Skid	Bulk
							cc	Cu. In.					
measurements in inches													


T Series Plug Trays

C - T50	T 50 Plug Tray	5 x 10 Square	10 X 20	1.453	1.625	1.953 x 1.977	33.2	2.037	0.719"	0.547"	100	36	3,200
C - T72RD	T 72 Plug Tray	6 x 12 Round	10 X 20	1.281	1.625	1.667 x 1.677	24.5	1.50	0.50"	-	100	36	3,040
C - T84	T 84 Plug Tray	7 x 12 Square	10 X 20	1.125	1.625	1.395 x 1.647	23.1	1.41	0.50"	0.438"	100	36	3,600
C - T144	T 144 Plug Tray	8 x 18 Square	10 X 20	0.984	1.625	1.221 x 1.097	16	0.95	0.391"	0.188"	65	36	-
C - T288	T 288 Plug Tray	12 x 24 Square	10 X 20	0.813	1.125	0.810 x 0.820	8.1	0.492	0.281"	-	65	36	-
C - T512	T 512 Plug Tray	16 x 32 Square	10 X 20	0.578	1.125	0.608 x 0.616	4.1	0.253	0.297"	-	65	36	-

Product Code	Item Description	Configuration	Outside Dimensions	Cell Top Diameter	Cell Depth	Cell Center to Center Dimensions	Max Dry Volume		Drain Diameter (Punched)	Top Air Hole Diameter	Pcs / Ctn	Ctns / Skid	Bulk
							cc	Cu. In.					
measurements in inches													
Octagon Series Plug Trays													
C - VS40	40 OCT Plug Tray	4 x 10	8.75 x 21.23	1.50	1.50	call for details	33.5	2.044	0.625"	0.781"	100	20	-
C - 144OCT	144 OCT Plug Tray*	8 x 18	10.537 x 20.822	1.094	1.50	1.281 x 1.134	16.9	1.034	0.375"	0.343"	100	32	3,200
C - 288OCT	288 OCT Plug Tray* CE Compliant	12 x 24	10.537 x 20.822	0.828	1.00	0.854 x 0.853	6.7	0.408	0.313"	0.188"	100	32	3,360
C - CC288OC	Continuous 288 CE OCT Plug Tray	12 x 24	10.550 x 20.420	0.828	1.00	0.850	6.67	0.408	0.313"	0.193"	100	32	-
C - 384OCXX	384 OCT Plug Tray XX Heavy Duty	16 x 24	10.537 x 20.822	0.609 x 0.688	1.00	0.640 x 0.850	4.2	0.256	0.281"	0.188"	85	20	-
C - 512OC	512 OCT Plug Tray* CE Compliant	16 x 32	10.537 x 20.822	0.609	1.00	0.633 x 0.641	3.55	0.217	0.281"	0.188"	100	20	2,400

*Also available in a Deep Nest Version.

Bulk packaging available upon request, call for information.



Product Code	Item Description	Configuration	Outside Dimensions	Cell Top Diameter	Cell Depth	Cell Center to Center Dimensions	Max Dry Volume		Drain Diameter (Punched)	Top Air Hole Diameter	Pcs / Ctn	Ctns / Skid	Bulk
							cc	Cu. In.					
measurements in inches													

Hexagon Series Plug Trays


C - 58HEXS	58 HEX Plug Tray	3 x 12 / 2 x 11	10.537 x 20.822	1.50 x 1.625	2.25	2.409 x 1.707	47	2.867	0.50"	1.50"	100	32	-
C - 78HEX	78 HEX Plug Tray	6 x 13	10.537 x 20.822	1.25 x 1.375	2.00	1.723 x 1.593	24	1.464	0.50"	1.25"	100	32	-
C - 84HEXS	84 HEX Plug Tray* with label ramp	7 x 12	11.046 x 21.375	1.125 x 1.312	1.625	1.478 x 1.716	22	1.342	1.094"	1.219"	100	32	3,360
C - 102HX	102 HEX Plug Tray also available as strips of 51, 34, & 17	6 x 17	10.667 x 20.985	1.16 x 1.34	1.625	1.75 x 1.21	22	1.342	0.375"	0.44"	100	20	-
C - 102HXST *NEW*	102 HEX Strip Tray*	6 rows	10.75 x 21.125	-	1.45	-	-	-	Burned	-	100	32	-
C - 105SSNL	105 HEX Plug Tray* with root channels	7 x 15	10.677 x 20.985	1.25 x 1.375	1.50	1.458 x 1.36	23	1.403	0.375"	1.031"	100	32	3,200
C - 112HEXS	112 HEX Plug Tray with label ramp	5 x 16 / 4 x 8	11.046 x 21.375	1.125 x 1.313	1.50	1.101 x 1.288	21	1.281	0.50"	1.00"	100	32	-
C - 220SSWL	220 HEX SPEC Plug Tray*	7 x 22 / 6 x 11	11.046 x 21.375	0.188 x 0.938	1.375	1.046 x 0.943	9.50	0.580	0.375"	0.281"	100	32	-
C - 390HEX	390 HEX Plug Tray	9 x 30 / 8 x 15	11.046 x 21.375	0.625 x 0.75	1.00	0.59 x 0.687	4	0.244	0.25"	0.50"	100	24	-

*Straight Line Rows (all others are offset).


Product Code	Item Description	Length	Width	Depth	Pcs / Ctn	Ctns / Skid	Bulk

Seeder Trays & Packs

P - 50STTRAY	50 Strip Tray	21.125	10.75	2.625	100	32	-
P - 50STPACK	50 Strip Pack	20.688	10.75	2.375	100	24	-
P - SEED10	10 Row Seeder Tray	21.50	11.00	1.25	100	32	-
P - SEED20	20 Row Seeder Tray	21.50	11.00	1.25	100	32	-
P - OPENST	Open Seeder Tray	21.125	10.00	1.375	100	32	-



Product Code	Item Description	Cell Configuration	Outside Dimensions	Cell Top Diameter	Cell Depth	Max Dry Volume		Die Punched Drain Hole Diameter	Cell Shape	Pcs / Ctn	Ctns / Skid	Bulk
						cc	Cu. In.					
measurements in inches												
Seedling Trays & Sheets												
X-21STPP	21 Seedling Tray	3 x 7	10.796 x 21.225	2.875	4.00	262	16.00	0.625"	Rose pot shape w/ channels	65	20	1,440
X-30STPP	30 Seedling Tray	2 x 8 / 2 x 7	10.796 x 21.225	2.50	3.50	172	10.50	0.625"	Rose pot shape w/ channels	50	32	2,160
X-38ST	38 Seedling Tray	3 x 8 / 2 x 7	10.796 x 21.225	2.25	5.00	185	11.30	0.75"	Rose pot shape w/ channels	50	20	1,360
X-40SS	40 Seedling Sheet	8 x 5	10.42 x 20.85	2.098 x 1.872	4.02	144	6.78	0.50"	Rectangular w/ channels	50	32	1,980
X-40ST	40 Seedling Tray	8 x 5	10.796 x 21.225	2.098 x 1.87	4.02	144	8.80	0.498"	Rectangular w/ channels	50	32	1,840
X-50SS	50 Seedling Sheet	5 x 10	10.42 x 20.85	1.88	4.50	144	8.80	0.50"	Octagonal w/ round bottom	55	20	-
X-50ST	50 Seedling Tray	5 x 10	10.796 x 21.225	1.88	4.50	144	8.80	0.50"	Octagonal w/ round bottom	55	20	-
X-50STV	50 Seedling Tray w/ ventilator holes	5 x 10	10.796 x 21.225	1.88	4.50	144	8.80	0.50"	Octagonal w/ round bottom	55	20	-
X-72ST	72 Seedling Tray	6 x 12	10.796 x 21.225	1.625	3.25	68	4.20	0.375"	Rose pot shape w/ channels	50	32	1,680
X-25PT	25 Propagation Tray	5 x 5	13.655 x 13.655	2.375	4.00	181.89	11.10	0.50"	Rose pot shape w/ channels	50	36	1,800
X-25PTD	25 Propagation Tray Deep	5 x 5	13.50 x 17.25	3.25 x 2.50	4.50	409	25.0	0.625"	Rectangular w/ channels	75	20	1,900
Propagation Pack												
C-26STPK	26 Count Propagation Strip Pack	2 x 13	3.57 x 21.23	1.30	2.00	37.69	2.30	0.59"	Octagonal w/ channels	180	32	-



Product Code	Item Description	Configuration	Outside Dimensions	Cell Top Diameter	Depth	Cell Center to Center Dimensions	Max Dry Volume		Drain Hole	Pcs / Ctn	Ctns / Skid	Bulk
							cc	Cu. In.				
measurements in inches												
Nursery Propagation Inserts and Tray												
Q-PT3X6	PT 3X6 Propagation Insert (18)	3 x 6	9.115 x 18.23	2.75	3.27	3.038	319.55	19.5	Burned	100	40	-
Q-TP4X8	PT 4X8 Propagation Insert (32)	4 x 8	9.115 x 18.23	2.16	3.14	2.25	191.73	11.7	Burned	100	30	-
I-F1818	F 18" x 18" Tray*	-	19 x 19	-	2.625	-	-	-	-	25	16	400

* Sold in full skids only.

X-24PS



X-40SS



X-50PSTS



X-38PSTS

Product Code	Item Description	Cell Configuration	Outside Dimensions	Cell Top Diameter	Cell Depth	Max Dry Volume		Drain Hole	Cell Shape	Pcs / Ctn	Ctns / Skid	Bulk
						cc	Cu. In.					
measurements in inches												
Plug Sheets												
X - 18SPSD	18 Plug Sheet Deep	3 x 6	10.42 x 20.85	3.16 x 3.16	3.23	383.78	23.42	Burned	Square	100	32	-
X - 24PS	24 Plug Sheet	3 x 8 Staggered	10.42 x 20.85	2.50	2.375	133.88	8.17	Burned	Round, circ. Ridge bottom	100	32	-
X - 24PSD	24 Deep Plug Sheet	3 x 8 Staggered	10.42 x 20.85	2.625	2.75	177.64	10.84	Burned	Round, circ. Ridge bottom	100	32	-
X - 32SPS	32 Square Plug Sheet	4 x 8	10.42 x 20.85	2.456 x 2.470	3.047	181.14	11.05	Burned	Square	100	24	-
X - 32PSPUNCH	32 Plug Sheet	4 x 8	10.42 x 20.85	2.313	3.00	180.00	11.00	Die-Punched	Square w/ channels	100	32	-
X - 36SPS	36 Plug Sheet	4 x 9	10.375 x 20.875	2.25 x 2.00	2.375	122.77	7.49	Burned	Square	100	32	-
X - 36SPSD	36 Plug Sheet Deep	4 x 9	10.50 x 21.00	2.313 x 2.062	3.00	151.12	9.22	Burned	Square	100	32	-
X - 38PS	38 Plug Sheet	3 x 8 / 2 x 7	10.42 x 20.85	2.25	2.375	111.43	6.80	Burned	Round	100	32	-
X - 38PSTS	38 Plug Sheet w/ tag slot	Staggered	10.42 x 20.85	2.24	2.33	111.43	6.80	Burned	Round, circ. Ridge bottom	75	24	1,800
<i>X-38WPSSL for over-wintering</i>												
X - 40PS	40 Plug Sheet	4 x 10	10.42 x 20.85	2.00	2.75	111.10	6.78	Burned	Square	-	-	-
X - 40PSPUNCH	40 Plug Sheet, Punched Drainage	4 x 10	10.42 x 20.85	2.00	2.75	111.10	6.78	Die-Punched	Square- Rose Pot	100	32	-
X - 50PS	50 Plug Sheet	5 x 10	10.42 x 20.85	2.00	2.375	75.00	4.60	Burned	Round, circ. Ridge bottom	100	32	3,200
X - 50PSPUNCH	50 Plug Sheet, Punched Drainage	5 x 10	10.42 x 20.85	2.00	2.375	75.00	4.60	Die-Punched	Round, circ. Ridge bottom	100	32	3,200
X - 50PSTS	50 Plug Sheet w/ tag slot	5 x 10	10.42 x 20.85	1.93	2.33	75.00	4.60	Burned	Round, circ. Ridge bottom	75	24	-
<i>X-50WPSSL for over-wintering</i>												
X - 50SPS	50 Square Plug Sheet	5 x 10	10.42 x 20.85	1.93	2.38	95.06	5.80	Burned	Square	100	32	-
X - 60PSPUNCH	60 Plug Sheet	5 x 12	10.42 x 20.85	1.625	2.75	75.22	4.59	Die-Punched	Square- Rose Pot	100	32	-
X - 72PS	72 Round Plug Sheet	6 x 12	10.42 x 20.85	1.50	2.375	41.62	2.54	Burned	Round, circ. Ridge bottom	100	32	3,200
X - 72PSPUNCH	72 Plug Sheet, Punched Drainage	6 x 12	10.42 x 20.85	1.50	2.375	41.62	2.54	Die-Punched	Round, circ. Ridge bottom	100	32	-
X - 72PSPV	72 Round Plug Sheet Punched w/ vent holes	6 x 12	10.42 x 20.85	1.50	2.375	41.62	2.54	Die-Punched	Round, circ. Ridge bottom	100	32	-
X - 72FPS	72 Round Plug Sheet with feet	6 x 12	10.42 x 20.85	1.493	2.25	41.30	2.52	Die-Punched	Round, circ. Ridge bottom	100	32	-
X - 72SPS	72 Sq Plug Sheet with root channels	6 x 12	10.42 x 20.85	1.625	2.375	71.78	4.38	Burned	Square	100	32	3,200
X - 98PS	98 Plug Sheet	7 x 14	10.42 x 20.85	1.375	1.625	27.69	1.69	Burned	Round	100	32	-
X - 98PSPV	98 Plug Sheet Punched w/ vent holes	7 x 14	10.42 x 20.85	1.375	1.625	27.69	1.69	Die-Punched	Round	100	32	-
X - 162PS	162 Plug Sheet	9 x 18	10.42 x 20.85	1.00	1.625	13.27	0.81	Burned	Round	100	32	-

Specialty Products

Landmark's Specialty Product line is designed for the unique needs of today's grower with cost-savings in mind.

- Thermoformed planter boxes are engineered to stand alone or as a liner for a larger ceramic container
- Spacer Riser trays are a labor saving tool to provide support and spacing for potted crops grown either in the greenhouse or in the field
- Magic Planter is ideal for landscapers that want to create professional-looking annual beds with minimal effort



X-620PB

Product Code	Product Description	Trim Length	Trim Width	Product Depth	Max Liquid Volume	Max Dry Volume	Pcs / Ctn	Ctn / Skid	Bulk	
					U.S./Metric	Cu. In.				
					measurements in inches					

Thermoformed Planter Boxes

X - 620PB	#620 Planter Box	20.00	5.88	4.375	1.62 gal/6.13 L	373.77	100	28	-
X - 714PB	#714 Planter Box - Saucer Available (X-714SC)	14.06	7.00	4.188	1.36 gal/5.17 L	315.19	100	36	-

Planter Boxes are available in White, Green, Terra Cotta, and Stone.

Product Code	Product Description	Trim Width	Trim Length	Product Depth	Compatible Pots	Qty / Ctn	Ctns / Skid	Bulk

Spacer Riser Trays

I - SR6-N	6.00 Spacer Riser Tray	11.875	24.000	2.50	I-A600MP, I-A600MG	-	-	1,600
I - SR65-N	6.50 Spacer Riser Tray	11.875	24.000	2.50	I-A600MP, I-A650MG, I-NCTGAL	-	-	1,600
I - SRGAL-N	300 Nursery Container Spacer Riser Tray	11.875	24.000	2.50	-	-	-	1,600

Product Code	Product Description	Trim Width	Trim Length	Product Depth	Compatible Pots	Qty / Ctn	Ctns / Skid	Bulk

Magic Planter

C - MP	Magic Planter	10.75	21.125	2.375	-	100	32	4,000
--------	---------------	-------	--------	-------	---	-----	----	-------



X-714PBT



X-714PB
(X-714SC)

Nursery Containers

Landmark's injection molded Nursery Containers are stackable, sturdy, and smooth. Our patented Maxi-Grow Plus® Rim-Lok bottom allows containers to be securely stacked for efficient transportation.

- Tag locks, located in the rim, are ideal for clearly and securely identifying your plants
- Smooth sidewalls make them compatible with automated labeling and printing
- Standard colors are black, green, and terra cotta
- Custom colors available upon request



X-3QTTP3



X-4QTCTHOPP



Product Code	Product Description	Container Height	Top I.D.		Bottom O.D.	Max Liquid Volume	Max Dry Volume	Compatible Trays	Pcs / Sleeve	Slvs / Half Skid	Bulk Skid
			measurements in inches	U.S./Metric							
Nursery Containers											
I - NC1QT	100 Nursery Container	4.75	4.397	3.45	1.80 pt/850 mL	51.87	X-QTTP	408 / ctn	24 ctns / skid	5,760	
I - NCTGAL	300 Nursery Container	6.87	6.13	4.91	2.57 qt/2.44 L	148.59	X-3QTTP3 X-3QTCTPP X-3QTCTHOPP	68	42	6,552	
I - NCSGAL	400 Nursery Container	7.00	7.154	5.889	1.01 gal/3.81 L	232.38	X-4QTCTPP X-4QTCTHOPP	75	30	4,500	
I - NCT2GAL	600 Nursery Container	8.50	8.035	6.52	1.47 gal/5.56 L	339.17	-	65	29	4,350	
I - NCT3GAL	1000 Nursery Container	9.50	10.414	8.705	2.79 gal/10.60 L	644.41	-	59	16	2,160	

Product Code	Product Description	Trim Length	Trim Width	Cavities	Compatible Pots	Pcs / Ctn	Ctns / Skid	Bulk
Nursery Carrying Trays								
X - 3QTCTPP	300 Nursery Container Carrying Tray (Side / Btm drainage)	19.50	12.75	6	I-NCTGAL	50	28	-
X - 3QTCTHOPP	300 Nursery Container Carrying Tray (High-Overflow drainage)	19.50	12.75	6	I-NCTGAL	50	28	-
X - 4QTCTPP	400 Nursery Container Carrying Tray (Side / Btm drainage)	22.50	14.89	6	I-NCSGAL	50	24	-
X - 4QTCTHOPP	400 Nursery Container Carrying Tray (High-Overflow drainage)	22.50	14.89	6	I-NCSGAL	50	24	-

Nursery Transport and Specialty Trays								
X-QTTP6AB	100 Nursery Container Transport Tray (6) Compatible with handle (X-19SEH)	9.478	14.227	4.868	I-NC1QT	-	-	4,185
X - QTTP	100 Nursery Container Transport Tray (12)	19.00	14.12	4.813	I-NC1QT	50	24	1,950
X - 3QTTP3 *NEW*	300 Nursery Container Transport Tray (3)	19.88	6.63	5.78	I-NCTGAL	75	56	-
X - 3QTTHS3 *NEW*	300 Nursery Container Transport Tray High Sides (3)	19.88	6.63	5.78	I-NCTGAL	75	56	-
X - GALTPPPB	300 Nursery Container Transport Tray (6)	19.625	13.00	6.375	I-NCTGAL	75	16	1,600
I - SR65	6.50 Spacer Riser (2)	11.875	24.00	2.50	I-NCTGAL	-	-	1,600
I - SRGAL	300 Nursery Container Spacer Riser Tray (2)	11.875	24.00	2.50	I-NCTGAL	-	-	1,600

Decorative Pots

Landmark's Decorative Pots are designed to meet the needs of both the home gardener and professional grower.

- Perfect for container gardening
- Available as a cover-pot to enhance the appearance and value of any horticultural crop
- Wide variety of sizes and in many consumer-pleasing colors

Product Code	Product Description	Outside Top Diameter	Inside Top Diameter	Product Depth	Saucer	Max Liquid Volume	Max Dry Volume	Pcs / Ctn	Ctn / Skid	Bulk
						U.S./Metric	Cu. In.			
Decorative Pots										
I - DP450	4.50 Decorative Pot <i>Also available as a pot cover (I-DCP450)</i>	5.25	4.00	3.50	I-DPS450	1.13 pt/535 mL	32.65	585	36	15,000
I - DP650	6.50 Decorative Pot <i>Also available as a pot cover (I-DCP650)</i>	6.375	5.875	5.25	I-DPS650	1.88 qt/1.78 L	108.32	140	48	3,360
I - DP850	8.50 Decorative Pot	8.50	7.875	7.25	I-DPS850	1.13 gal/4.28 L	260.88	96	30	1,750
I - DP1000	10.00 Decorative Pot	10.00	9.63	9.50	N/A	2.11 gal/8.0 L	533.35	40	32	2,000
I - DP1050	10.50 Decorative Pot	10.625	10.00	8.75	N/A	2.31 gal/8.74 L	487.88	30	32	810
I - DP1150	11.50 Decorative Pot	11.50	10.50	10.00	I-DPS1150	2.91 gal/11 L	671.26	30	32	560



I-DP850TC
(I-DPS850TC)



I-DP1150TC
(I-DPS1150TC)



I-DP650TC
(I-DPS650TC)



I-DP450TC
(I-DPS450TC)



Khan Decorative Pots

Landmark's *NEWEST* premium decorative pot line offers unique designs, shapes, and colors for today's consumers at a competitive price.

- Diversified line of planters and urns
- Perfect for container gardens, combination planters, patios, and house plants
- Standard colors are terra cotta and light tan with a textured matte finish
- Custom colors available upon request



Product Code	Product Description	Outside Top Diameter	Inside Top Diameter	Product Depth	Saucer	Max Liquid Volume	Max Dry Volume	Pcs / Ctn	Ctn / Skid	Bulk
8.00 Khan Decorative Pots										
K-SAT8	8.00 Khan Saturn Decorative Pot w/hanging capabilities	8.78	8.02	5.727	N/A	3.42 qt. (3.24 L)	197.4	TBD	TBD	TBD
10.00 Khan Decorative Pots										
K-TSAT10	True 10.00 Khan Saturn Decorative Pot w/hanging capabilities	10.00	9.11	6.818	K-DPS10	1.31 gal. (4.97 L)	303.0	TBD	TBD	TBD
K - SAT10	10.00 Khan Saturn Decorative Pot	11.48	10.56	7.862	K-DPS10	2.05 gal/7.75 L	473.6	50	48	3,150
12.00 Khan Decorative Pots										
K - SAT12	12.00 Khan Saturn Decorative Pot	13.445	12.482	9.265	K-DPS12	3.45 gal/13.07 L	797	40	20	1,575
14.00 Khan Decorative Pots										
K - FPN14	14.00 Khan Fluted Decorative Pot	14.195	12.94	9.432	N/A	3.62 gal/13.71 L	836.6	30	20	1,332
K - SAT14	14.00 Khan Saturn Decorative Pot	15.869	14.55	11.19	N/A	5.76 gal/21.80 L	1330.6	30	16	1,240
Specialty Khan Decorative Pots										
K - FLU11	11.00 Khan Fluted Urn	11.622	10.468	9.00	K-DPS12	2.44 gal/9.25 L	564.3	25	32	924
K - FLU13	13.00 Khan Fluted Urn	13.542	12.124	10.482	N/A	3.82 gal/14.46 L	882.3	10	36	558

Injection Molded Pots

Landmark's line of Injection Molded pots are made of high quality polypropylene resin. With more than 25 pot sizes and shapes to choose from, Landmark provides multiple options to support the growers' needs.



- Bi-level drainage holes of our Maxi-Grow® pots allow excellent drainage and inhibit seal off
- Also a traditional appearance, the Maxi-Grow Plus™ pots have a wide lip and side-bottom drainage
- Gloss finish for easy labeling

Product Code	Description	Drainage	Dimension W x D	Max Liquid Volume U.S./Metric	Max Dry Volume Cu. In.	Compatible Transport Trays	Pcs / Ctn	Ctns / Skid	Bulk Box/ Bulk
Azalea Pots: Maxi-Grow™ Series									
I - A400MG	4.00 Azalea Pot - Maxi-Grow™	Bi-Level	3.875" x 2.875"	12.5 fl oz/370 mL	22.58	X-4AZTP15B, X-4SHIPBH, X-4WM	1,200	25	25,212
I - A600MG	6.00 Azalea Pot - Maxi-Grow™	Bi-Level	6" x 4.25"	1.36 qt/1.29 L	78.72	X-6TTPPB, I-SR6, X-6WMPP, X-6WM3X	280	48	8,680 19,320
I - A650MG	6.50 Azalea Pot - Maxi-Grow™	Bi-Level	6.50" x 4.625"	1.76 qt/1.67 L	101.60	X-6.5ATPPPB, X-6.5TPPB, I-SR65-N, X-6.5WM, X-10WM	284	48	15,631
I - A700MG	7.00 Azalea Pot - Maxi-Grow™	Bi-Level	6.875" x 5"	2.20 qt/2.08 L	127.11	X-10WM	264	27	5,460
I - A750MG	7.50 Azalea Pot - Maxi-Grow™	Bi-Level	7.50" x 5.50"	2.75 qt/2.6 L	158.66	X-10WM	248	24	-
I - A800MG	8.00 Azalea Pot - Maxi-Grow™	Bi-Level	7.75" x 5.75"	3.33 qt/3.15 L	192.35	X-8TPB, X-10WM	282	25	8,460
Azalea Pots: Traditional and Maxi-Grow Plus™									
I - A600	6.00 Azalea Pot	Traditional Single	6" x 4.50"	1.51 qt/1.43 L	87.26	X-6TTPPB, X-6WMPP, X-6WM3X	200	48	6,048 12,600
I - A600MP	6.00 Azalea Pot - Maxi-Grow Plus™	Side-Bottom/ Bi-Level	6" x 4.75"	1.57 qt/1.49 L	90.80	X-6TPAPPB, X-6WMPP, X-6WM3X	252	48	7,448 16,128
I - A650	6.50 Azalea Pot	Traditional Single	6.50" x 4.75"	1.91 qt/1.81 L	110.15	X-6.5TTPPB, X-6.5WM, X-10WM	212	48	4,950 11,515
I - A650MP	6.50 Azalea Pot - Maxi-Grow Plus™	Side-Bottom/ Bi-Level	6.50" x 5"	1.40 qt/1.33 L	80.98	X-6.5TTPPB, X-6.5WM, X-10WM	260	48	13,818
I - A850	8.50 Azalea Pot - Traditional	Traditional	8.375" x 6"	1.08 gal/4.08 L	248.67	X-10WM	185	25	-
I - A10	10.00 Azalea Pot - Traditional	Traditional	9.75" x 7.25"	1.71 gal/6.48 L	395.30	X-10WM	50	40	3,800
Standard Round Pots: Fluted									
I - F400	4.00 Fluted Round Pot	Traditional Single	4" x 3.50"	1.00 pt/475.30 mL	29.00	X-4TP(6,8,14,15)B, C-LN4TP10B	522	48	11,500 32,385
Geranium Pots									
I - G450DD	4.50 Geranium Pot	Traditional	4.50" x 4"	1.45 pt/685 mL	41.80	X-45TPP10B, X-45TPS10B, X-4.5TPB12, X-4.5TPPB, X-45RSWM	540	48	26,000
I - G450MG	4.50 Geranium Pot - Maxi-Grow™	Bi-Level	4.50" x 4"	1.27 pt/602 mL	36.74	X-45TPP10B, X-45TPS10B, X-4.5TPB12, X-4.5TPPB, X-45RSWM	900	36	40,500
Mum Pan: Maxi-Grow Plus™									
I - MP800	8.00 Mum Pan	Side-Bottom/ Bi-Level	8" x 5"	3.09 qt/2.93 L	178.49	X-8TPB	258	25	7,500

Product Code	Description	Drainage	Dimension W x D	Max Liquid Volume	Max Dry Volume	Compatible Transport Trays	Pcs / Ctn	Ctns / Skid	Bulk Box/ Bulk
Standard Round Pots: Maxi-Grow™ and Traditional Series									
I - R300MG	3.00 Std. Round Pot - Maxi-Grow™	Bi-Level	3" x 2.625"	5.9 fl oz/174 mL	10.62	-	1,440	48	-
I - R350MG	3.50 Std. Round Pot - Maxi-Grow™	Bi-Level	3.5" x 3.063"	9.5 fl oz/280 mL	17.09	X-3.5TPPPB, X-35TP12	1,500	24	-
I - R350MGT	3.50 Std. Round Pot Tall -Maxi-Grow	Bi-Level	3.5" x 3.375"	11.3 fl oz/335 mL	20.44	X-3.5TPPPB, X-35TP12	1,200	24	-
I - R400MG	4.00 Std. Round Pot - Maxi-Grow™	Bi-Level	4" x 3.5"	15.6 fl oz/460 mL	28.07	X-4TP(6,8,14,15)B, C-LN4TP10B, X-4WM	912	30	38,354
I - R600MG	6.00 Std. Round Pot - Maxi-Grow™	Bi-Level	6" x 5.5"	1.78 qt/1.69 L	102.79	X-6TPRGB	200	48	6,400 13,200
I - R800MP	8.00 Std. Round Pot - Maxi-Grow Plus™	Side-Bottom/ Bi-Level	8" x 6.560"	1.01 gal/3.83 L	233.90	-	136	30	6,392
I - R800H	8.00 Std. Round Pot (Hanging Version)	MAXI + MIZER™	8" x 6.560"	1.01 gal/3.83 L	233.90	-	136	30	6,450

Foliage Cage

I - 8SRINGH	Support Ring for I-R800H Pot	-	-	-	-	-	544	48	-
-------------	------------------------------	---	---	---	---	---	-----	----	---

Square Pots: Maxi-Grow™ and Traditional Series

I - SR225	2.25 Square Rose Pot	Side	2.25" x 3.00"	5.50 fl oz/164 mL	10.00	I-F1818 (64)	1,960	20	-
I - SR300	3.00 Square Rose Pot	Side-Bottom	2.69" x 2.78"	8.50 fl oz/ 251 mL	15.30	X-3PDT14, X-3SPDT20, X-3SPDT25, L-PF32TRAY	1,176	30	-
I - SR325	3.25 Square Rose Pot	Traditional Single	3.00" x 3.19"	11.50 fl oz/339 mL	20.70	L-PF8B, L-PF12TRAY, L-PF18TRAY, I-F1818 (36)	850	30	-
I - S350	3.50 Square Pot	Traditional Single	3.25" x 2.75"	11.3 fl oz/355 mL	20.44	L-PF8BWH, L-PF12TRAY, L-PF18TRAY	1,100	24	-
I - S400MGX	4.00 Square Maxi-Grow Pot with Tag Slot	Bi-Level	3.50" x 3"	13.0 fl oz/385 mL	23.49	L-PF8BWH, L-PF12TRAY, L-PF18TRAY	1,260	32	46,488
I - S400MG	4.00 Square Pot True - Maxi-Grow™	Bi-Level	4" x 3.50"	1.15 pt/542 mL	33.07	-	900	32	-
I - S450MG	4.50 Square Pot - Maxi-Grow™	Bi-Level	4.50" x 3.625"	1.35 pt/640 mL	39.06	X-4.5RST, X-45SPT12, L-45PF12, X-T15S450	870	32	31,320

Trade Round

I - T600MP	Trade 6.00 Pot - Maxi-Grow Plus™	Side-Bottom	5.25" x 4.50"	1.28 qt/1.21 L	73.72	X-T6TPPB	216	48	14,472
------------	----------------------------------	-------------	---------------	----------------	-------	----------	-----	----	--------

Product Code	Description	Compatible Pots	Pcs / Ctn	Ctn / Skid	Bulk
Saucers					
I - AS4450X	4.50 Saucer	I-A400MG, I-R400MG, I-F400, I-G450DD and I-G450MG	640	24	-
I - SC5.75	5.75 Saucer-Green	I-A600MP, I-A600MG, I-A650MP and I-T600MP	280	48	-
I - SCX5.75	6.00 Saucer	I-A600MG, I-A650MG and I-R600	200	48	-
I - SCSP6X	6.00 Saucer	I-A600 and I-A650	240	48	-
I - SCP8	8.00 Saucer	I-MP800 and I-R800MP	136	36	-
K-DPS10 *NEW*	10.00 Khan Saucer	K-TSAT10, K-SAT10	100	48	7,200
K-DPS12 *NEW*	12.00 Khan Saucer	K-FLU11, K-SAT12	100	36	3,900

DRAINAGE: Traditional: Flat bottom drain holes and side-bottom cut-outs (Single= no side cut-outs).
 Maxi-Grow™: Maxi-Grow style with drain holes on two levels. Contemporary narrow lip.
 Maxi-Grow PLUS™: Maxi-Grow style PLUS side-bottom drain cut-outs.
 Full traditional lip for a classic look.





Hanging Baskets

Landmark designed its Hanging Baskets with both the grower and the consumer in mind. Our patented reservoir and MAXI-MIZER™ drainage system for saucerless baskets allows water to flow through the baskets, yet provides a water reservoir at its bottom.

- Available in smooth bowls or with fluted or swirled sides
- Sturdy baskets come with or without a saucer
- Plastic or wire hangers to meet the growers needs



Product Code	Description	Drainage	Outside Diameter	Depth	Max Liquid Volume	Max Dry Volume	Snap Clip Hanger**		Wrapped Wire Hanger		Pcs/ Ctn	Ctns/ Skid	Bulk
			inch	inch	U.S./Metric	Cu. In.	length	code	length	code			
6.00 Hanging Basket													
I - HPS600	Smooth Bowl, with Saucer	Side - Bottom	6.875	4.50	10.8 fl oz/ 320 mL	19.53	13"	I - 13HP	18"	Z - 8MLH30	3,750/ BB	-	8,085
8.00 Hanging Baskets													
I - BL8	Smooth Bowl, Saucerless	MAXI + MIZER™	8.125	4.938	2.82 qt/ 2.67 L	162.63	16"	I - 16SPC	18"	Z - 18MLH30	60	60	7,200
I - BLS8	Smooth Bowl, with Saucer	MAXI + MIZER™	8.125	4.938	2.82 qt/ 2.67 L	162.63	16"	I - 16SPC	18"	Z - 18MLH30	60	45	5,760
I - FL8	Fluted, Saucerless	MAXI + MIZER™	8.125	5.00	2.61 qt/ 2.47 L	150.91	16"	I - 16SPC	18"	Z - 18MLH30	60	75	11,520
I - FLS8	Fluted, with Saucer	MAXI + MIZER™	8.125	5.00	2.61 qt/ 2.47 L	150.91	16"	I - 16SPC	18"	Z - 18MLH30	60	60	11,520
I - R800H	R800 Hanging Pot, Saucerless	MAXI + MIZER™	8.00	6.56	1.02 gal/ 3.88 L	236.62	16"	I - 16SPC	-	-	136	30	6,392



Smooth Bowl

Contempo Swirl



Product Code	Description	Drainage	Outside Diameter	Depth	Max Liquid Volume	Max Dry Volume	Snap Clip Hanger**		Wrapped Wire Hanger		Pcs/ Ctn	Ctns/ Skid	Bulk
			inch	inch	U.S./Metric	Cu. In.	length	code	length	code			
10.00 Hanging Baskets													
I - BL10	Smooth Bowl, Saucerless	MAXI * MIZER™	9.875	5.25	1.14 gal/ 4.30 L	262.40	19"	I - 19SPCL	21"	Z - 21LH30	60	50	4,440
I - BLS10	Smooth Bowl, with Saucer	MAXI * MIZER™	9.875	5.25	1.14 gal/ 4.30 L	262.40	19"	I - 19SPCL	21"	Z - 21LH30	60	20	4,440
I - CT10	Contempo Swirl, Saucerless	MAXI * MIZER™	9.875	6.00	1.28 gal/ 4.84 L	295.05	19"	I - 19SPCL	21"	Z - 21LH30	60	50	4,620
I - CTS10	Contempo Swirl, with Saucer	MAXI * MIZER™	9.875	6.00	1.28 gal/ 4.84 L	295.05	19"	I - 19SPCL	21"	Z - 21LH30	60	30	4,620
I - DS10	Deco - Swirl, Saucerless	MAXI * MIZER™	10.813	4.875	1.25 gal/ 4.75 L	289.86	19"	I - 19SPCL	21"	Z - 21LH30	60	32	-
I - DSS10	Deco - Swirl, with Saucer	MAXI * MIZER™	10.813	4.875	1.25 gal/ 4.75 L	289.86	19"	I - 19SPCL	21"	Z - 21LH30	60	32	-
I - FL10	Fluted, Saucerless	MAXI * MIZER™	10.00	6.32	1.08 gal/ 4.08 L	248.98	19"	I - 19SPCL	21"	Z - 21LH30	60	50	4,320
I - FLS10	Fluted, with Saucer	MAXI * MIZER™	10.00	6.32	1.08 gal/ 4.08 L	248.98	19"	I - 19SPCL	21"	Z - 21LH30	60	32	4,800
I - DTS10	Deluxe Traditional, with Saucer	Side - Bottom	10.625	5.188	1.24 gal/ 4.70 L	286.81	-	-	21"	Z - 21LH30	50	48	4,020
							*16" Optional		*18" Optional				

12.00 Hanging Baskets													
I - DS12	Deco - Swirl, Saucerless	MAXI * MIZER™	11.813	7.219	2.25 gal/ 8.53 L	520.23	22"	K - 22ACL *NEW*	24"	Z - 24164STW	50	36	845
I - DSS12	Deco - Swirl, with Saucer	MAXI * MIZER™	11.813	7.219	2.25 gal/ 8.53 L	520.23	22"	K - 22ACL *NEW*	24"	Z - 24164STW	50	32	845

**16" Automation Clip Hanger also available (I-16AUT).

- Standard colors are White and Green. Other colors are available, call for availability and minimums.
- Hangers are packed and sold separately except for I-DTS10.
- New K-22ACL is a 4-strand plastic snap clip hanger.



Deco-Swirl



Fluted

Standard & Custom Colors

Landmark's wide range of standard and custom color options provide marketing appeal and product identification to both the grower and consumer. Build your own brand awareness by just changing the color of your pots. Minimum quantities may apply.

- Differentiate your plants by price or variety
- Enhance your point-of-purchase displays
- Seasonal recognition (pastels for spring, warm colors for fall)
- Boost flower vibrancy with matching pot colors
- Build brand awareness



Landmark Standard Colors



Black/Gray



White



Light Gray



Green



Terra Cotta

Choose from Landmark's wide variety of in-house custom colors or we can match your specific color requirement. We provide an easy solution to increase your retail sales just by enhancing your plants in vibrant color containers.



Dynamic Plant Packaging and Growing SystemsTM

Manufacturing Capabilities: *what you want...*



- Sheet extrusion
- Thermoforming
- Injection molding
- Customization (printing, labeling, assembly)

New Product Development: *what you need...*

- Product design
- In-house tooling design and manufacture
- Project management
- Quality standards

Sales/Marketing/Service: *when you need it.*

- National sales coverage
- Professional marketing and branding assistance
- Superior customer service
- On-time delivery



LANDMARKTM PLASTIC CORPORATION

www.landmarkplastic.com



1331 Kelly Avenue • Akron, Ohio 44306 • 330.785.2200 • Fax: 330.785.9200

800.242.1183



LANDMARK manufacturing
utilizes 90% recycled materials

ISO Certified 9001:2000, with Design

