



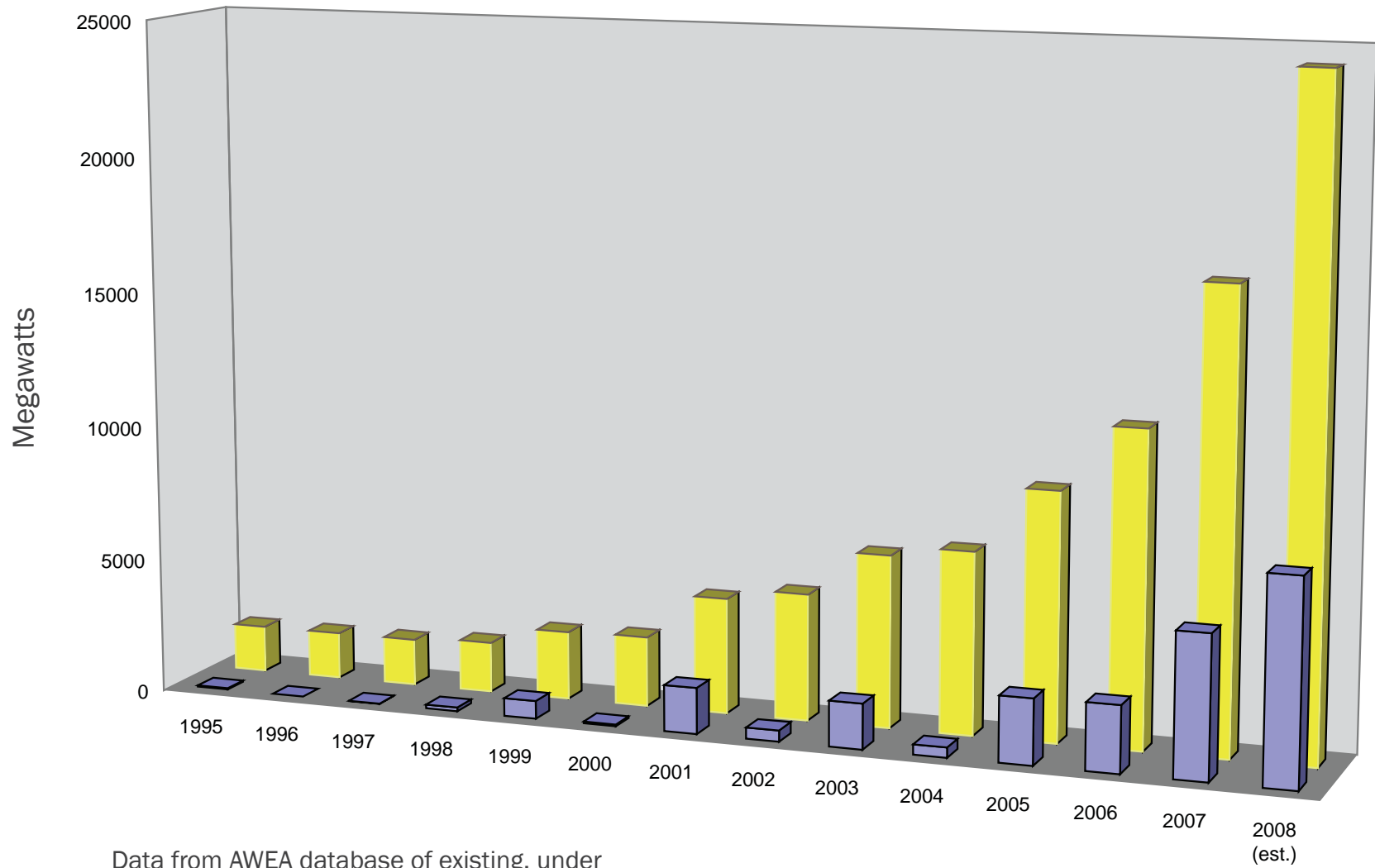
AWEA 3rd Quarter 2008 Market Report

October 2008

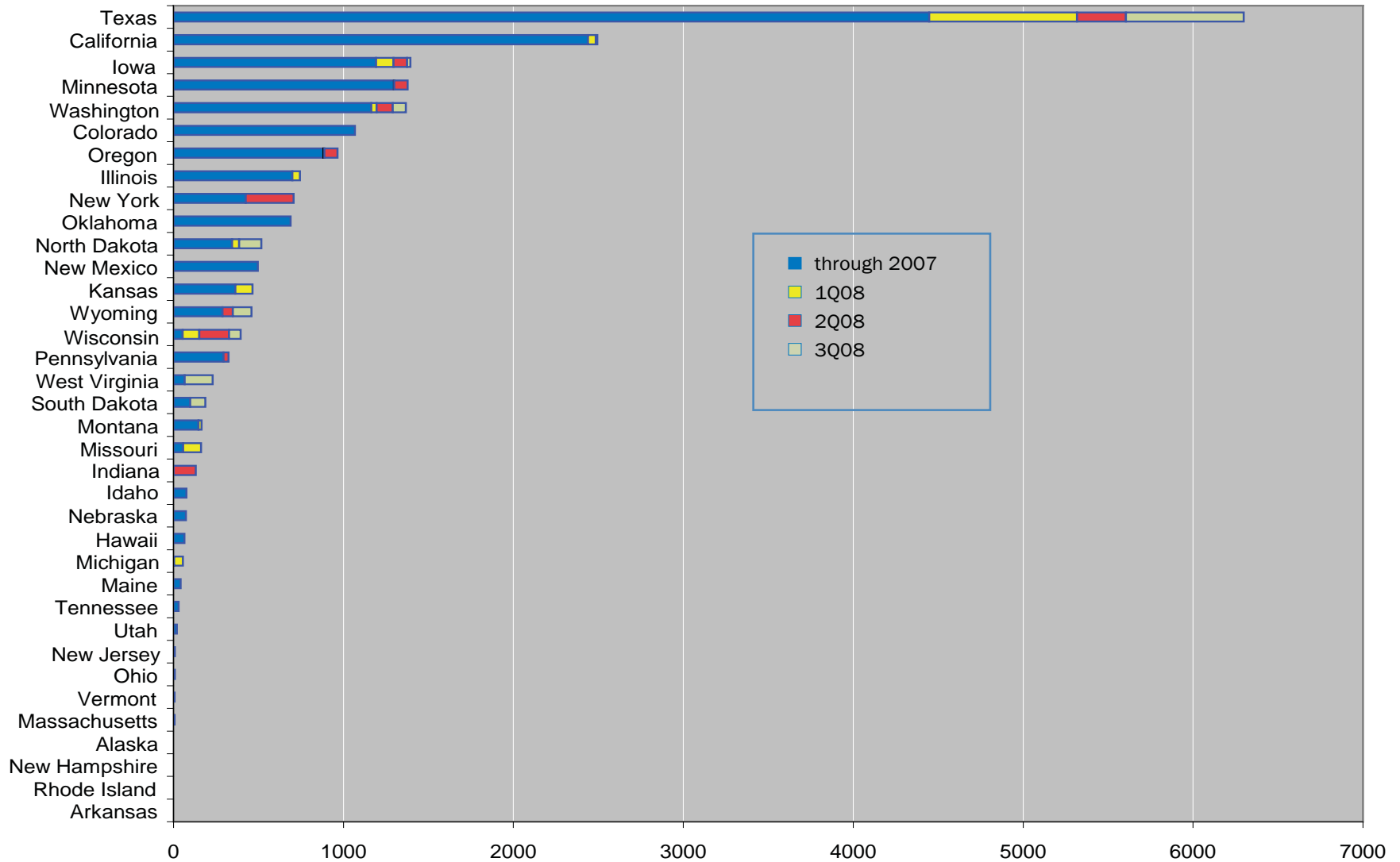
The U.S. wind industry installed about 1,400 MW of new wind capacity in the third quarter of the year, bringing the total installed capacity to over 4,200 MW in the year and over 21,000 MW overall. Some 8,000 MW more are under construction for completion this year or next year. Over 7,500 MW is likely to be installed in 2008.



U.S. Cumulative and Annual Wind Capacity through September 2008



Installed Capacity by State, through the end of September 2008



New Wind Power Projects, completed through the end of September 2008

Table 1 lists new wind power projects that have been brought on-line and commissioned in the third quarter of this year, as reported to AWEA by its project developer and manufacturer member companies. As long as project is producing power, project commissioning date is at discretion of project owner. Results are preliminary.

State	Project Name	Capacity (in MW)	Number of Turbines	Turbine Rating (in MW)	Turbine Manufacturer	Project Developer	Owner/Equity Partner	Power Purchaser
Total Cumulative Installed		21,017	>25,000					
Installed 2008		4,204	2,548					
Q3 2008		1,389	750					
California	Edom Hills (repower)	20	8	2.5	Clipper	BP Alternative Energy	BP Alternative Energy	SCE
Iowa	Endeavor (08)	12.5	5	2.5	Clipper	FPL Energy	FPL Energy	n/a
Iowa	Pioneer Prairie I (3Q08)	6.6	4	1.65	Vestas	Horizon	Horizon	n/a
North Dakota	Langdon II	40.5	27	1.5	GE Energy	FPL Energy	FPL Energy	Otter Tail Power for 60 MW of full project/Minnkota Power Cooperative for 99 MW
North Dakota	Tatanka	91.5	61	1.5	Acciona	Acciona	Acciona	n/a
South Dakota	Tatanka	88.5	59	1.5	Acciona	Acciona	Acciona	n/a
Texas	Buffalo Gap 3	170.2	74	2.3	Siemens	AES Wind Generation	AES Wind Generation	Direct Energy
Texas	JD Wind 9	10	8	1.25	Suzlon	DWS/John Deere Wind	DWS/John Deere Wind	Southwestern Public Service
Texas	McAdoo	150	100	1.5	GE Energy	Invenergy	Invenergy	n/a

New Wind Power Projects, completed through the end of September 2008 (continued)

Table 1 lists new wind power projects that have been brought on-line and commissioned in the third quarter of this year, as reported to AWEA by its project developer and manufacturer member companies. As long as project is producing power, project commissioning date is at discretion of project owner. Results are preliminary.

State	Project Name	Capacity (in MW)	Number of Turbine Turbines	Turbine Rating (in MW)	Turbine Manufacturer	Project Developer	Owner/Equity Partner	Power Purchaser
Q3 2008								
Texas	Panther Creek I	142.5	95	1.5	GE Energy	E.On Climate & Renewables	E.On Climate & Renewables	n/a
Texas	Sherbino I	150	50	3	Vestas	BP Alternative Energy/ Padoma Wind Power	BP Alternative Energy/ Padoma Wind Power	market
Texas	Silver Star	60	24	2.5	Clipper	BP Alternative Energy/ Clipper	BP Alternative Energy/Clipper	market
Texas	Wege Wind Farm	10	8	1.25	Suzlon	John Deere Wind	John Deere Wind	Southwestern Public Service
Utah	Spanish Fork	18.9	9	2.1	Suzlon	Edison Mission Group	Edison Mission Group	PacifiCorp
Washington	Hopkins Ridge II	7.2	4	1.8	Vestas	RES Americas	Puget Sound Energy	Puget Sound Energy
Washington	Marengo II	70.2	39	1.8	Vestas	RES Americas	PacifiCorp	PacifiCorp
West Virginia	NedPower Mount Storm I	164	82	2	Gamesa	Shell Wind Energy/ Dominion Energy	Shell Wind Energy/Dominion Energy	Dominion Energy
Wisconsin	Cedar Ridge Wind Farm	67.65	41	1.65	Vestas	Wisconsin Power & Light	Wisconsin Power & Light	Wisconsin Power & Light
Wyoming	Happy Jack	29.4	14	2.1	Suzlon	Duke Energy	Duke Energy	n/a
Wyoming	Mountain Wind II	79.8	38	2.1	Suzlon	Edison Mission Group	Edison Mission Group	PacifiCorp

New Wind Power Projects, completed through the end of June 2008

Table 2 lists new wind power projects that were brought on-line in the second quarter of this year, as reported to AWEA by its project developer and manufacturer member companies. As long as project is producing power, project commissioning date is at discretion of project owner. Results are preliminary.

State	Project Name	Capacity (in MW)	Number of Turbines	Turbine Rating (in MW)	Turbine Manufacturer	Project Developer	Owner/Equity Partner	Power Purchaser
Q2 2008		1,295	809					
Indiana	Goodland I	130.5	87	1.5	GE Energy	Orion Energy Group, LLC	Orion Energy Group, LLC	Duke Energy Indiana/Vectren Power Supply Inc.
Iowa	Charles City (2Q08)	18	12	1.5	GE Energy	MidAmerican Energy	MidAmerican Energy	MidAmerican Energy
Iowa	Endeavor (2Q08)	62.5	25	2.5	Clipper	FPL Energy	FPL Energy	FPL Energy
Massachusetts	Forbes Park	0.6	1	0.6		Boreal Renewable Energy	Forbes Park	
Minnesota	Cisco	8.4	4	2.1	Suzlon	community/John Deere Wind	community/John Deere Wind	Northern States Power
Minnesota	Corn Plus	4.2	2	2.1	Suzlon	community/John Deere Wind	community/John Deere Wind	Northern States Power
Minnesota	Ewington	21	10	2.1	Suzlon	community/John Deere Wind	community/John Deere Wind	Northern States Power
Minnesota	Federated	2.1	1	2.1	Suzlon	Federated	Federated	n/a
Minnesota	Marshall	18.9	9	2.1	Suzlon	community/John Deere Wind	community/John Deere Wind	Missouri River Energy Services (MRES)
Minnesota	Nobles	2.1	1	2.1	Suzlon	Nobles	Nobles	n/a
Minnesota	Odin	21	10	2.1	Suzlon	Edison Mission Group/Rahn Group	Edison Mission Group/Rahn Group	Missouri River Energy Services (MRES)

New Wind Power Projects, completed through the end of June 2008 (continued)

Table 2 lists new wind power projects that were brought on-line in the second quarter of this year, as reported to AWEA by its project developer and manufacturer member companies. As long as project is producing power, project commissioning date is at discretion of project owner. Results are preliminary.

State	Project Name	Capacity (in MW)	Number of Turbines	Turbine Rating (in MW)	Turbine Manufacturer	Project Developer	Owner/Equity Partner	Power Purchaser
Q2 2008								
New York	Noble Bliss	100.5	67	1.5	GE Energy	Noble Environmental	Noble Environmental	n/a
New York	Noble Clinton	100.5	67	1.5	GE Energy	Noble Environmental	Noble Environmental	n/a
New York	Noble Ellenburg	81	54	1.5	GE Energy	Noble Environmental	Noble Environmental	n/a
Oregon	Klondike IIIA	76.5	51	1.5	GE Energy	Iberdrola Renewables	Iberdrola Renewables	n/a
Pennsylvania	Forward	29.4	14	2.1	Suzlon	Edison Mission Group	Edison Mission Group	Constellation
Texas	Capricorn Ridge expansion (2Q08)	156	104	1.5	GE Energy	FPL Energy	FPL Energy	n/a
Texas	Goat Phase I	80	80	1	Mitsubishi	Cielo/Edison Mission Group	Cielo/Edison Mission Group	market
Texas	Lone Star II (2Q08)	52	26	2	Gamesa	RES Americas/Horizon	Horizon	Jaron
Washington	Goodnoe Hills	94	47	2	REpower	Northwest Windpower (enXco/ Power Holdings)	Northwest Windpower (enXco/PacifiCorp Power Holdings)	
Wisconsin	Blue Sky - Green Field	145.2	88	1.65	Vestas	We Energies	We Energies	We Energies
Wisconsin	Forward Expansion	30	20	1.5	GE Energy	Invenergy	Invenergy	Wisconsin Public Service, WPPI, Alliant Energy, Madison Gas & Electric
Wyoming	Mountain Wind I	60.9	29	2.1	Suzlon	Edison Mission Group	Edison Mission Group	PacifiCorp

New Wind Power Projects, completed through the end of March 2008

Table 3 lists wind power projects that were brought on-line in the first quarter of this year, as reported to AWEA by its project developer and manufacturer member companies. As long as the project is producing power, project commissioning date is at discretion of project owner. Results are final.

State	Project Name	Capacity (in MW)	Number of Turbines	Turbine Rating (in MW)	Turbine Manufacturer	Project Developer	Owner/Equity Partner	Power Purchaser
Q1 2008		1,520	989					
California	Dillon	45	45	1	Mitsubishi	Iberdrola Renewables	Iberdrola Renewables	SCE
Illinois	Agriwind	8.4	4	2.1	Suzlon	John Deere Wind	John Deere Wind	Wabash Valley Power Cooperative
Illinois	Twin Groves II (1Q08)	36.3	22	1.65	Vestas	Horizon	Horizon	Constellation Energy
Iowa	Century expansion (08)	12	8	1.5	GE Energy	MidAmerican Energy	MidAmerican Energy	MidAmerican Energy
Iowa	Charles City	57	38	1.5	GE Energy	MidAmerican Energy	MidAmerican Energy	MidAmerican Energy
Iowa	Pomeroy II (08)	4.5	3	1.5	GE Energy	enXco	MidAmerican Energy	MidAmerican Energy
Iowa	Top of Iowa III	29.7	18	1.65	Vestas	Madison Gas & Electric	Madison Gas & Electric	Madison Gas & Electric
Kansas	Smoky Hills	100.8	56	1.8	Vestas	TradeWind Energy	Enel North America	Sunflower Electric/Midwest Energy/BPU
Michigan	Harvest Wind Project	52.8	32	1.65	Vestas	John Deere Wind	John Deere Wind	Wolverine Power Cooperative
Minnesota	Prairie Star (08)	1.65	1	1.65	Vestas	Horizon	Horizon	Great River Energy
Missouri	Conception Wind Project	50.4	24	2.1	Suzlon	Wind Capital Group/John Deere Wind	Wind Capital Group/John Deere Wind	Associated Electric Cooperative
Missouri	Cow Branch Wind Project	50.4	24	2.1	Suzlon	Wind Capital Group/John Deere Wind	Wind Capital Group/John Deere Wind	Associated Electric Cooperative

New Wind Power Projects, completed through the end of March 2008 (continued)

Table 3 lists wind power projects that were brought on-line in the first quarter of this year, as reported to AWEA by its project developer and manufacturer member companies. As long as the project is producing power, project commissioning date is at discretion of project owner. Results are final.

State	Project Name	Capacity (in MW)	Number of Turbines	Turbine Rating (in MW)	Turbine Manufacturer	Project Developer	Owner/Equity Partner	Power Purchaser
Q1 2008								
Missouri	Loess Hills Wind Project	5	4	1.25	Suzlon	Wind Capital Group/John Deere Wind	Wind Capital Group/John Deere Wind	Missouri Joint Municipal Electric Utility Commission
Montana	Diamond Willow Wind (08)	18	12	1.5	GE Energy	Montana-Dakota Utilities	Montana-Dakota Utilities	Montana-Dakota Utilities
North Dakota	Langdon - OTP	40.5	27	1.5	GE Energy	FPL Energy	Otter Tail Power Co.	Otter Tail Power Co.
Oregon	Elkhorn Valley (08)	3.3	2	1.65	Vestas	Horizon	Horizon	Idaho Power
Oregon	Klondike III (08)	2.4	1	2.4	Mitsubishi	Iberdrola Renewables	Iberdrola Renewables	PG&E/PSE/EWEB/BPA
Texas	Camp Springs II (08)	88.5	59	1.5	GE Energy	Invenergy	Invenergy	n/a
Texas	Capricorn Ridge expansion	142.5	95	1.5	GE Energy	FPL Energy	FPL Energy	n/a
Texas	Champion	126.5	55	2.3	Siemens	E.On Climate & Renewables	E.On Climate & Renewables	market
Texas	JD Wind 4	79.8	38	2.1	Suzlon	DWS/John Deere Wind	John Deere Wind	Southwestern Public Service
Texas	Lone Star II (1Q08)	104	52	2	Gamesa	RES Americas/Horizon	Horizon	JArón

New Wind Power Projects, completed through the end of March 2008 (continued)

Table 3 lists wind power projects that were brought on-line in the first quarter of this year, as reported to AWEA by its project developer and manufacturer member companies. As long as the project is producing power, project commissioning date is at discretion of project owner. Results are final.

State	Project Name	Capacity (in MW)	Number of Turbines	Turbine Rating (in MW)	Turbine Manufacturer	Project Developer	Owner/Equity Partner	Power Purchaser
Q1 2008								
Texas	Roscoe	209	209	1	Mitsubishi	E.On Climate & Renewables	E.On Climate & Renewables	Luminant
Texas	Stanton Energy Center	120	80	1.5	GE Energy	Invenergy	Invenergy	n/a
Washington	Nine Canyon III	32.2	14	2.3	Siemens	Energy Northwest	Energy Northwest	Energy Northwest
Wisconsin	Forward Wind Project (1Q08)	99	66	1.5	GE Energy	Invenergy	Invenergy	Alliant, WPS, Madison Gas & Electric, WPPI

Wind Power Projects, currently under construction

Table 4 lists wind power projects that are under construction, as reported to AWEA by its project developer member companies. AWEA will report project numbers quarterly in 2008. Reporting under construction projects is at the discretion of the project developer. This is, therefore, not necessarily a comprehensive list of wind power plants currently under construction. A blank cell or n/a means that the information was not available.

State	Project Name	Capacity (in MW)	Number of Turbines	Turbine Rating (in MW)	Turbine Manufacturer	Project Developer	Power Purchaser
Under Construction for Completion in 2008 or 2009							
California	Pine Tree Wind Farm	120	80	1.5	GE Energy	LA DWP	LA DWP
California	San Geronio Farms (repower)	5	10	.5	Vestas	San Geronio Farms	n/a
California	Shiloh II	150	75	2	REPower	enXco	PG&E
Idaho	Cassia	29.4	14	2.1	Suzlon	John Deere Wind	Idaho Power
Idaho	Mountain Home	42	20	2.1	Suzlon	John Deere Wind	Idaho Power
Illinois	EcoGrove	100.5	67	1.5	Acciona	Acciona	n/a
Illinois	Grand Ridge	99	66	1.5	GE Energy	Invenergy	n/a
Illinois	Providence Heights	72	36	2	Gamesa	Iberdrola Renewables	n/a
Illinois	Rail Splitter	100.5	67	1.5	GE Energy	Horizon	n/a
Indiana	Fowler Ridge Wind Farm Phase I - Clipper	100	40	2.5	Clipper	BP Alternative Energy/ Dominion Energy	AEP/Dominion Energy
Indiana	Fowler Ridge Wind Farm Phase I - Vestas	300.3	182	1.65	Vestas	BP Alternative Energy/ Dominion Energy	AEP/Dominion Energy

Wind Power Projects, currently under construction (continued)

State	Project Name	Capacity (in MW)	Number of Turbines	Turbine Rating (in MW)	Turbine Manufacturer	Project Developer	Power Purchaser
Iowa	Adair	174.8	76	2.3	Siemens	MidAmerican Energy	MidAmerican Energy
Iowa	Barton	160	80	2	Gamesa	Gamesa	n/a
Iowa	Carroll	150	100	1.5	GE Energy	MidAmerican Energy	MidAmerican Energy
Iowa	Crystal Lake - Clipper	200	80	2.5	Clipper	FPL Energy	n/a
Iowa	Crystal Lake - GE Energy	150	100	1.5	GE Energy	FPL Energy	n/a
Iowa	Endeavor II	50	20	2.5	Clipper	FPL Energy	n/a
Iowa	Pioneer Prairie I	191.4	116	1.65	Vestas	Horizon	n/a
Iowa	Pioneer Prairie II	102.3	62	1.65	Vestas	Horizon	n/a
Iowa	Pomeroy III	58.5	39	1.5	GE Energy	MidAmerican Energy	MidAmerican Energy
Iowa	Story County	150	100	1.5	GE Energy	FPL Energy	n/a
Iowa	Top of Iowa II	80	40	2	Gamesa	Iberdrola Renewables	n/a
Iowa	Walnut Wind Project	153	102	1.5	GE Energy	enXco	MidAmerican Energy
Kansas	Central Plains	99	33	3	Vestas	RES Americas	Westar Energy
Kansas	Flat Ridge I	100	40	2.5	Clipper	BP Alternative Energy/Westar Energy	Westar Energy
Kansas	Meridian Way I	105	35	3	Vestas	Horizon	Empire District Electric

Wind Power Projects, currently under construction (continued)

State	Project Name	Capacity (in MW)	Number of Turbines	Turbine Rating (in MW)	Turbine Manufacturer	Project Developer	Power Purchaser
Kansas	Meridian Way II	96	32	3	Vestas	Horizon	Westar Energy
Kansas	Smoky Hills II	148.5	99	1.5	GE Energy	TradeWind Energy	n/a
Maine	Stetson Wind	57	38	1.5	GE Energy	First Wind	n/a
Michigan	Noble Thumb	60	40	1.5	GE Energy	Noble Environmental	n/a
Minnesota	Elm Creek	99	66	1.5	GE Energy	Iberdrola Renewables	Great River Energy
Minnesota	Grand Meadow	100.5	67	1.5	GE Energy	enXco	Xcel Energy
Minnesota	Jeffers	50	20	2.5	Clipper	Edison Mission Group/WED	Northern States Power
Minnesota	Wapsipinicon Wind	100.5	67	1.5	GE Energy	enXco	SMMPA
Montana	Glacier I	106.5	71	1.5	Acciona	NaturEnergy	n/a
Nebraska	Elkhorn Ridge	81	27	3	Vestas	Edison Mission Group	Nebraska Public Power District
New Mexico	High Lonesome	100	40	2.5	Clipper	Edison Mission Group	n/a
New York	Dutch Hill/Cohocton	125	50	2.5	Clipper	First Wind	n/a
New York	Noble Altona	97.5	65	1.5	GE Energy	Noble Environmental	n/a
New York	Noble Belmont	21	14	1.5	GE Energy	Noble Environmental	n/a
New York	Noble Chateaugay	106.5	71	1.5	GE Energy	Noble Environmental	n/a

Wind Power Projects, currently under construction (continued)

State	Project Name	Capacity (in MW)	Number of Turbines	Turbine Rating (in MW)	Turbine Manufacturer	Project Developer	Power Purchaser
New York	Noble Wethersfield	126	84	1.5	GE Energy	Noble Environmental	n/a
New York	Sheldon Energy	112.5	75	1.5	GE Energy	Invenergy	market
North Dakota	Ashtabula - FPL Energy	148.5	99	1.5	GE Energy	FPL Energy	n/a
North Dakota	Ashtabula - Otter Tail	48	32	1.5	GE Energy	FPL Energy/Otter Tail	Otter Tail
Oklahoma	Buffalo Bear	18.9	9	2.1	Suzlon	Edison Mission Group	Western Farmers Electric Cooperative
Oklahoma	Red Hills	123	82	1.5	Acciona	Acciona	n/a
Oregon	Echo	44.55	27	1.65	Vestas	John Deere Wind	PacifiCorp
Oregon	Pebble Springs	98.7	47	2.1	Suzlon	Iberdrola Renewables	Southern California Public Power Authority
Oregon	Rattlesnake Road	102.9	49	2.1	Suzlon	Horizon	n/a
Oregon	Threemile Canyon	9.9	6	1.65	Vestas	John Deere Wind	PacifiCorp
Oregon	Wheatfield	96.6	46	2.1	Suzlon	Horizon	n/a
Pennsylvania	Highland Wind Project	62.5	25	2.5	Nordex	EverPower Renewables	n/a
Pennsylvania	Locust Ridge II	102	51	2	Gamesa	Gamesa	n/a
Pennsylvania	Lookout	37.8	18	2.1	Suzlon	Edison Mission Group	market
Pennsylvania	Allegheny Ridge/Portage	70	35	2	Gamesa	Babcock & Brown	n/a

Wind Power Projects, currently under construction (continued)

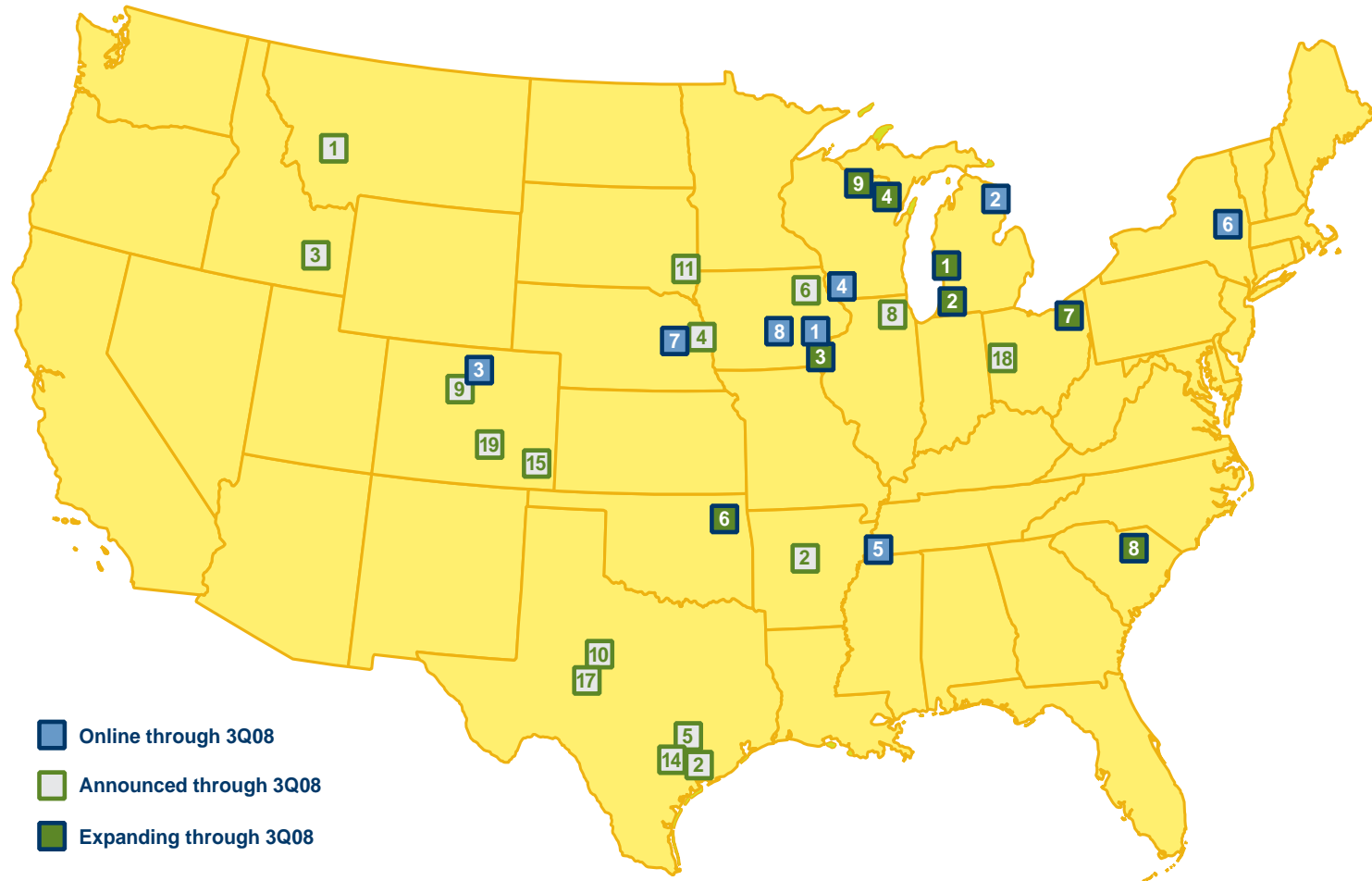
State	Project Name	Capacity (in MW)	Number of Turbines	Turbine Rating (in MW)	Turbine Manufacturer	Project Developer	Power Purchaser
South Dakota	Wessington Springs	51	34	1.5	GE Energy	Babcock & Brown	Heartland Consumers Power
Texas	Barton Chapel	120	60	2	Gamesa	Iberdrola Renewables	n/a
Texas	Bull Creek	180	180	1	Mitsubishi	Eurus	n/a
Texas	Elbow Creek	121.9	53	2.3	Siemens	Padoma	n/a
Texas	Goat Phase II	69.6	29	2.4	Mitsubishi	Cielo/Edison Mission Group	market
Texas	Great Plains	114	76	1.5	GE Energy	Noble Environmental	n/a
Texas	Gulf Wind	283.2	118	2.4	Mitsubishi	Babcock & Brown	n/a
Texas	Hackberry	165.6	72	2.3	Siemens	RES Americas	Austin Energy
Texas	Inadale	197	197	1	Mitsubishi	E.On Climate & Renewables	n/a
Texas	JD Wind 7	10	8	1.25	Suzlon	DWS/John Deere Wind	Southwestern Public Service
Texas	JD Wind 8	10	8	1.25	Suzlon	DWS/John Deere Wind	Southwestern Public Service
Texas	JD Wind 10	10	8	1.25	Suzlon	DWS/John Deere Wind	Southwestern Public Service
Texas	JD Wind 11	10	8	1.25	Suzlon	DWS/John Deere Wind	Southwestern Public Service
Texas	Majestic	79.5	53	1.5	GE Energy	Babcock & Brown	n/a
Texas	Notrees	90.75	55	1.65	Vestas	Duke Energy	n/a

Wind Power Projects, currently under construction (continued)

State	Project Name	Capacity (in MW)	Number of Turbines	Turbine Rating (in MW)	Turbine Manufacturer	Project Developer	Power Purchaser
Texas	Ocotillo	58.8	28	2.1	Suzlon	Duke Energy	n/a
Texas	Panhandle	79.5	53	1.5	GE Energy	Babcock & Brown	n/a
Texas	Panather Creek II	115.5	77	1.5	GE Energy	E.On Climate & Renewables	n/a
Texas	Penescal	201.6	84	2.4	Mitsubishi	Iberdrola Renewables	n/a
Texas	Pyron	249	166	1.5	GE Energy	E.On Climate & Renewables	n/a
Texas	South Trent Mesa	101.2	44	2.3	Siemens	Babcock & Brown	n/a
Texas	Turkey Track	169.5				Invenergy	n/a
Texas	Wolf Ridge	112.5	75	1.5	GE Energy	FPL Energy	n/a
Washington	Willow Creek	70				Invenergy	n/a
West Virginia	NedPower Mount Storm, Phase II	100	50	2	Gamesa	Shell WindEnergy/Dominion Energy	market
Wisconsin	Butler Ridge	54	36	1.5	GE Energy	Eurus	WPPI
Wyoming	Glenrock	99	66	1.5	GE Energy	Pacificorp	Pacificorp
Wyoming	High Plains	99	66	1.5	GE Energy	PacifiCorp	
Wyoming	Rolling Hills	99	66	1.5	GE Energy	Pacificorp	Pacificorp
Wyoming	Glenrock III	39	26	1.5	GE Energy	Pacificorp	Pacificorp

Location of Wind Industry Manufacturing Facilities

Sample of Wind Industry Manufacturing Facilities Online, Announced, and Expanding in 2008, through end of September 2008



Sample of Wind Industry Manufacturing Facilities Online, Announced, and Expanding in 2008, through end of September 2008

COMPANY	QUARTER	LOCATION	COMPONENT	JOBS
ONLINE through 3Q08				
1. Acciona	1Q08	West Branch, IA	Turbines	110
2. ATI/Thunder Bay	1Q08	Alpena, MI	Castings/Foundry	150
3. Vestas	1Q08	Windsor, CO	Blades	700
4. Wausaukee	1Q08	Cuba City, WI	Nacelle Housings	40
5. GE Energy	2Q08	Memphis, TN	Part Operation Center	
6. GE Energy	2Q08	Schenectady, NY	Parts Fulfillment Center	150
7. Katana Summit/T Bailey	2Q08	Columbus, NE	Towers	100
8. TPI Composites	3Q08	Newton, IA	Blades	500
ANNOUNCED Through 3Q 2008				
1. Fuhrlander AG	1Q08	Butte, MT	Turbines	150
2. LM Glasfiber	1Q08	Little Rock, AR	Blades	1000
3. Nordic Windpower	1Q08	Pocatello, ID	Turbines	160
4. Northstar Wind Towers	1Q08	Blair, NE	Towers	100
5. RTLC Windtowers	1Q08	MacGregor, TX	Towers	75
6. Sector 5 Technologies	1Q08	Oelwein, IA	Fabrication/Assembly	99
7. Nordex	2Q08	Midwest	Turbines/Blades	600
8. Siemens #2	2Q08	Elgin, IL	Mechanical Drives	300
9. Siemens R&D	2Q08	Boulder, CO	R&D	50
10. Tower Tech/Broadwind	2Q08	Abilene, TX	Towers	150
11. Tower Tech/Broadwind	2Q08	Sioux Falls, SD	Towers	150
12. Trinity Structural Tower	2Q08	Newton, IA	Towers	140
13. Vestas #2	2Q08	CO	Towers	400
14. Vestas R&D	2Q08	Houston, TX	R&D	150
15. Dragon Wind	3Q08	Lamar, CO	Towers	100
16. Hexcel	2Q08	CO	Prepreg Glass	
17. Martifer	3Q08	San Angelo, TX		225
18. Minster Wind	3Q08	Minster, OH	Components/Castings	140
19. Vestas	3Q08	Pueblo, CO	Towers	500

*Jobs figures are expected jobs once facility is running at full capacity

Sample of Wind Industry Manufacturing Facilities Online, Announced, and Expanding in 2008, through end of September 2008

COMPANY	QUARTER	LOCATION	COMPONENT	JOB
EXPANDING Through 3Q 2008				
1. Genzink	1Q08	Holland, MI	Generator frames	20
2. K&M Machine-Fabricating	1Q08	Cassopolis, MI	Hubs/Gearboxes	120
3. Siemens	1Q08	Fort Madison, IA	Blades	278
4. Wausaukee	1Q08	Wausaukee, WI	Nacelle Housings	30
5. Acciona	2Q08	West Branch, IA	Turbines	10
6. DMI	2Q08	Tulsa, OK, West Fargo, ND	Towers	350
7. Rotek	2Q08	Aurora, OH	Bearings	150
8. Ahlstrom Specialty Reinforcements	3Q08	Bishopville, SC	Composites	56
9. Merit Gear	3Q08	Antigo, WI	Gears	45

*Jobs figures are expected jobs once facility is running at full capacity

Project Definitions

Definitions (the last two – web link and WEW reference – are not currently being used in the report, and therefore will come out of the definitions for now).

Term	Abbrev.	Description	Information Source
Capacity (in Megawatts)	MW	Total nameplate capacity rating of assembly of turbines	Information as received from project developer at end of each quarter.
Completion Date		Date on which wind project is considered to be operational. Usually "Commercial Operation Date".	Specific criteria for "Completion" is at the discretion of the project developer.
Merchant or "market"		Wind power plants that are built without a traditional long-term power purchase agreement, instead selling power into a spot-market, sometimes with a hedge contract, or an option to sell the power at a certain price in the future.	Project developer or owner
Owner/Equity Partner		Company or companies that will have a managing interest in project when it is complete, though they may not have 100% ownership. Does not usually include structural equity investors.	Project developer or owner
Power Purchaser		Utility contracted to purchase power under long-term Power Purchase Agreement (PPA) contract or use the power in case of utility ownership	project developer or power purchaser
Project Developer		Company or companies managing most aspects of project development process. Is often a joint effort among several companies.	project developer
Project Name		Name supplied by project developer	project developer
Turbine Manufacturer		Turbine vendor or supplier	project developer or turbine manufacturer
Turbine Rating (in Megawatts)	MW	Nameplate capacity rating of each turbine – typically the maximum potential power output of the turbine generator	project developer