

AMPX Covariance Processing Status

**Michael E. Dunn,
Maurice Greene,
Dorothea Wiarda**

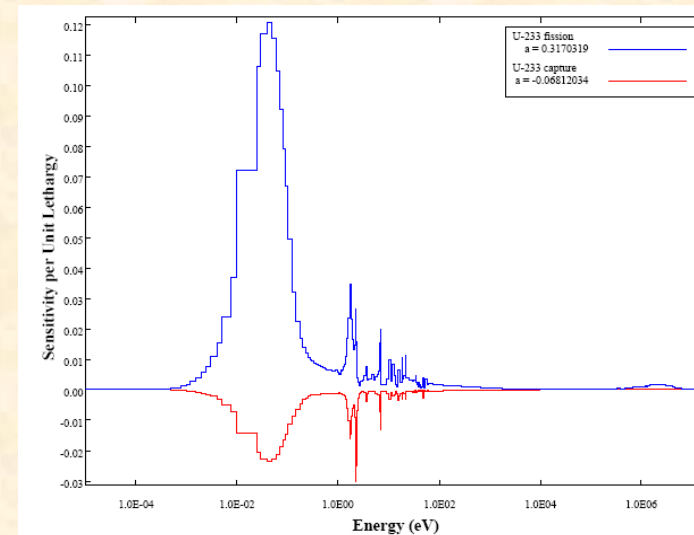
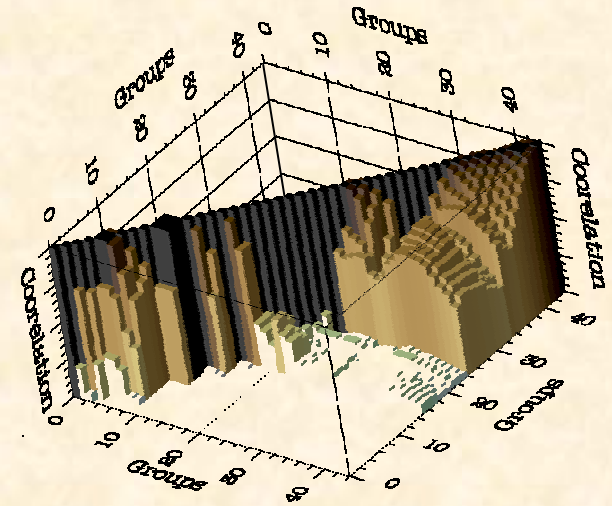
Nuclear Science and Technology Division

**Cross Section Evaluation Working Group Meeting
Brookhaven National Laboratory**

November 6– 8, 2006

AMPX Covariance Data Processing

- PUFF-IV processes ENDF uncertainty data and generates multigroup covariance and correlation matrices for a user-specified energy structure
- Process ENDF data through version VII
- Developed for implementation in the AMPX Cross-Section Processing System.
- Covariance data are saved in COVERX format
- Cross-Section uncertainty data from PUFF-IV can be propagated through sensitivity studies to final calculated quantity of interest



SCALE
TSUNAMI
Sensitivity/
Uncertainty
Analysis

Covariance Data Processing Improvements

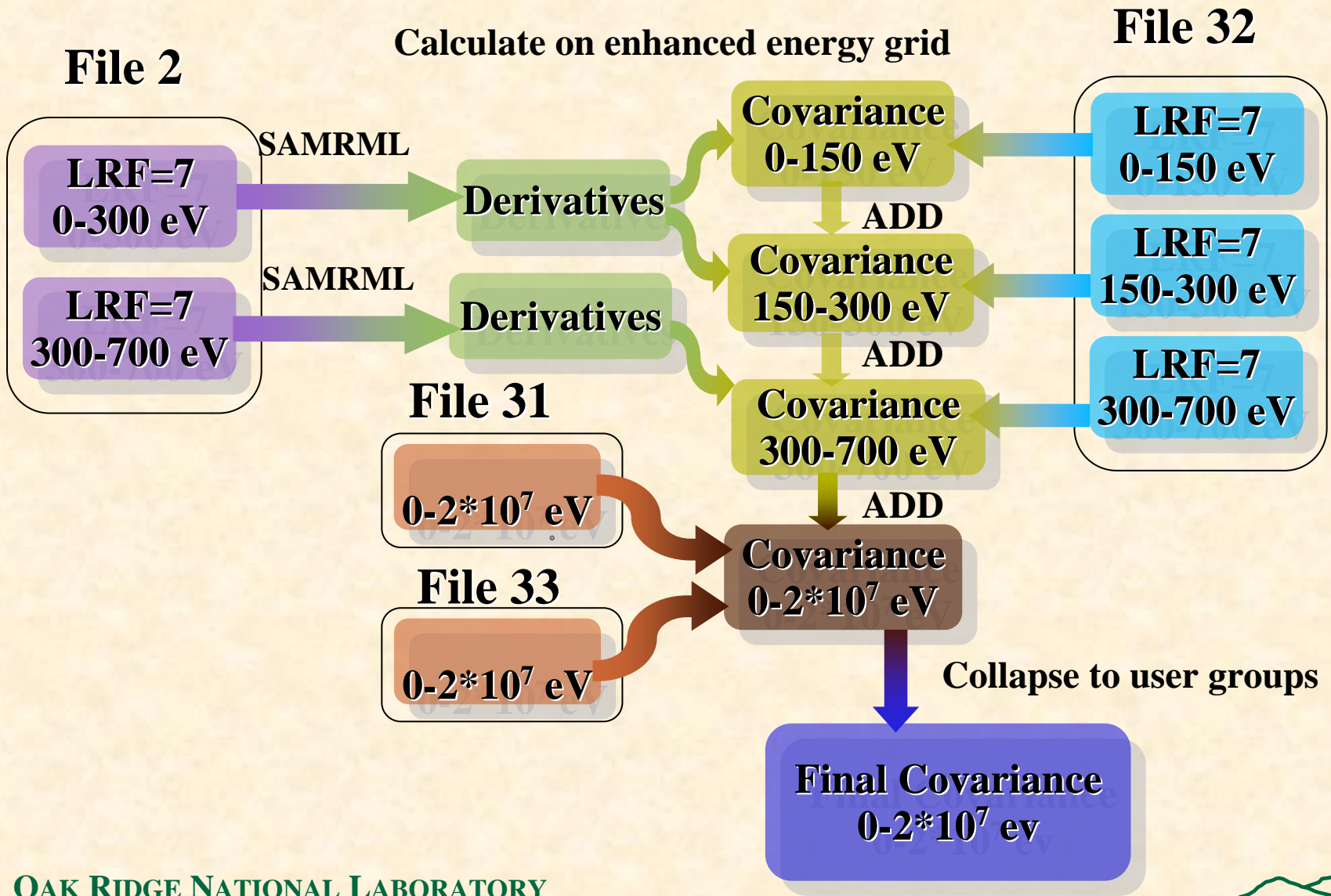
PUFF-IV Module Development for AMPX

- Complete rewrite of PUFF-III code in F90.
- Object oriented design as far as possible in F90
- Process ENDF/B Files 31, 32 and 33
- Results are the same as in PUFF-III within rounding errors
- Automatic test cases comparing PUFF-III results and PUFF-IV results
- Utility capabilities to interface with NJOY MG libraries and compare COVERX formatted covariance files

File 32 processing

- Derivatives are calculated from File 2 using SAMRML
- Group averages of covariances are calculated using the above derivatives
- Resolved and unresolved region data can be handled
- Resolved region: lrf=1,2,3 and lcomp=0,1,2, lrf=7 and lcomp=2 (lrf=1,2 resonance parameters are translated to Reich-Moore formalism before calculating derivatives)
- Internal test cases to ensure proper working of group averaging
- Automatic test cases to compare results with SAMMY generated group averaged covariance data

Example PUFF-IV Processing Flow Diagram



PUFF calculation of file 32 covariances

Cross section from file 2: $\sigma_m(E) = \sigma_m(E, P_j)$

The covariance for the parameters is: $Cov(P_i, P_j) = \langle \delta P_i; \delta P_j \rangle$

The propagated covariance for cross section:

$$\begin{aligned} \langle \delta \sigma_m(E_i) \delta \sigma_l(E_j) \rangle &= \left\langle \sum \frac{\partial \sigma_m(E_i)}{\partial P_k} \delta P_k \sum \frac{\partial \sigma_l(E_j)}{\partial P_n} \delta P_n \right\rangle \\ &= \sum \frac{\partial \sigma_m(E_i)}{\partial P_k} \langle \delta P_k \delta P_n \rangle \frac{\partial \sigma_l(E_j)}{\partial P_n} \end{aligned}$$

Group averaged covariance:

$$\langle \delta x_I^m \delta x_J^l \rangle = \frac{1}{\Phi_I \Phi_J} \int \Phi(E_i) \langle \delta \sigma_m(E_i) \delta \sigma_l(E_j) \rangle \Phi(E_j) dE_i dE_j$$

Separating the integral and substituting a sum for the integral

$$\langle \delta x_I^m \delta x_J^l \rangle = \sum D_{Ik}^m \langle \delta P_k \delta P_n \rangle D_{Jn}^l$$

with $\Phi_I = \sum \Phi(E_i) \Delta E_i$ and $D_{Ik}^m = \frac{1}{\Phi_I} \sum \Phi(E_i) \frac{\partial \sigma_m(E_i)}{\partial P_k} \Delta E_i$

PUFF-IV Covariance Data Processing Examples

^{158}Gd resolved region only: Total cross section – flat flux

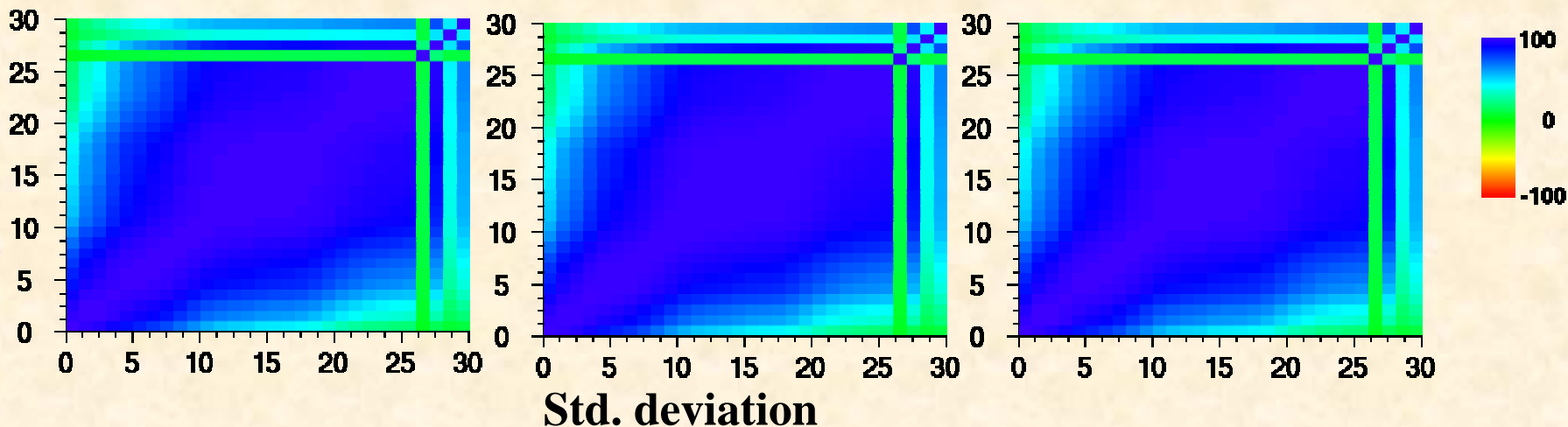
JENDL-3.2, for comparison with Errorj: lrf=3, lcomp =1

Correlation matrices

Sammy

Puff-IV

Errorj



Largest absolute difference:

Errorj -Sammy: $1.21 * 10^{-5}$

Errorj -Puff-IV: $5.22 * 10^{-6}$

Sammy - Puff-IV: $1.30 * 10^{-5}$

PUFF-IV Covariance Data Processing Examples

^{23}Na : File 33 and File 32 processing – flat flux

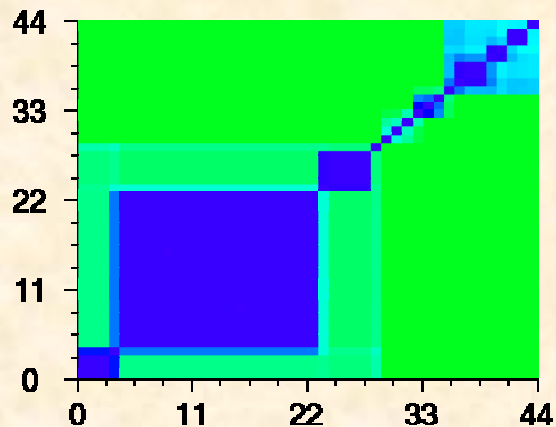
ENDF/B-VI MOD2

lrf=2, lcomp=0

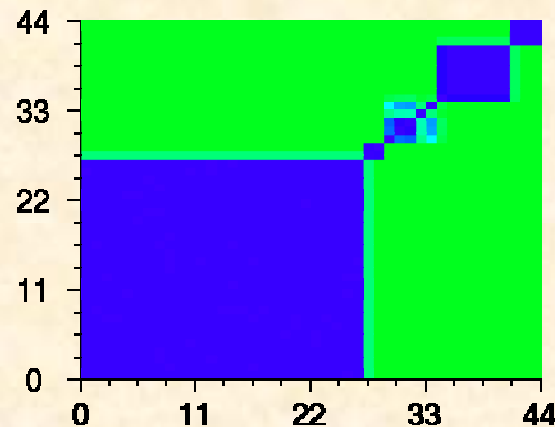
Sensitivity analysis for File 32

Puff-III and Puff-IV (identical results)

Total cross section



Capture cross section



Comparison between ENDF-VIIB2 and ENDF-VIIB3 covariance data

PUFF-IV was run on all ENDF files containing File 31, 32 and/or 33 data. Results of Beta 2 and Beta 3 data are compared using COVCOMP, which compares relative covariance matrix data.

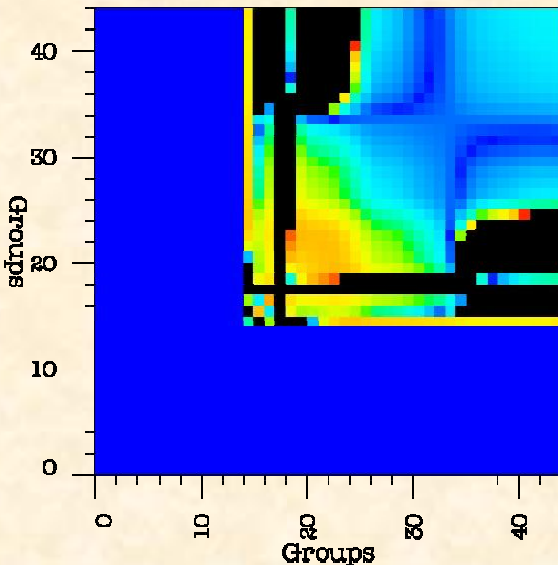
- Unchanged between Beta 2 and Beta 3
 ${}^6\text{Li}$ std., ${}^{10}\text{B}$, ${}^{19}\text{F}$, ${}^{23}\text{Na}$, ${}^{48}\text{Ti}$, V , ${}^{59}\text{Co}$, ${}^{58}\text{Ni}$, ${}^{93}\text{Nb}$, ${}^{156}\text{Gd}$, ${}^{158}\text{Gd}$, ${}^{160}\text{Gd}$, ${}^{197}\text{Au}$, ${}^{197}\text{Au}$ std., ${}^{209}\text{Bi}$, ${}^{235}\text{U}$ std., ${}^{238}\text{U}$ std.
- Added in Beta 3
 ${}^{10}\text{B}$ std., ${}^{89}\text{Y}$, ${}^{99}\text{Tc}$, ${}^{191}\text{Ir}$, ${}^{193}\text{Ir}$
- Changed between Beta 2 and Beta 3
 ${}^6\text{Li}$, ${}^{152}\text{Gd}$, ${}^{153}\text{Gd}$, ${}^{154}\text{Gd}$, ${}^{155}\text{Gd}$, ${}^{157}\text{Gd}$, ${}^{232}\text{Th}$, ${}^{235}\text{U}$

Gd isotopes

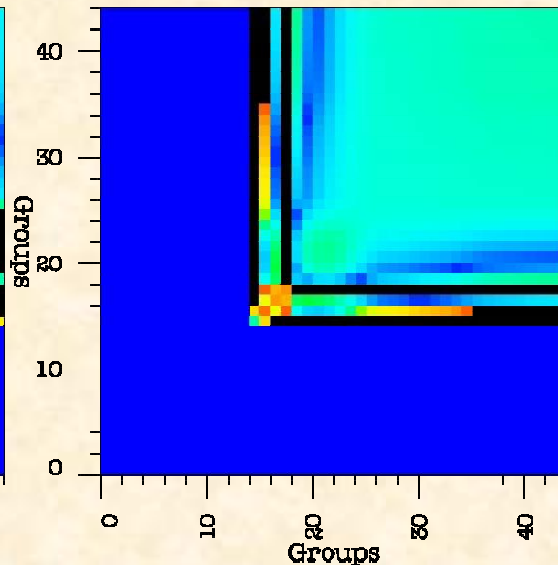
- Point-wise data as well as thermal values are used to determine the resonance parameters and corresponding covariance matrix.
- The uncertainty used for the thermal values changed between Beta 2 and Beta 3, thus changing the covariance matrix
- Affected isotopes:
 ^{152}Gd , ^{153}Gd , ^{154}Gd , ^{155}Gd , ^{157}Gd

Relative difference >1: black. Largest difference: 180

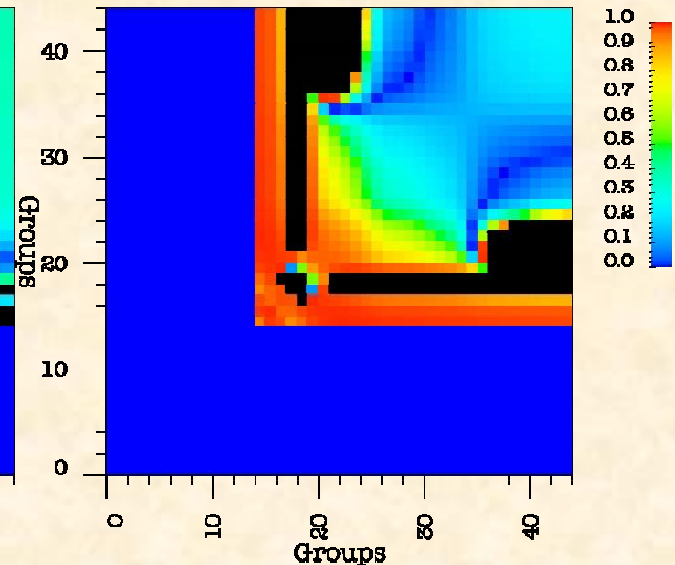
<6431,1; 6431,1>



<6431,2; 6431,2>



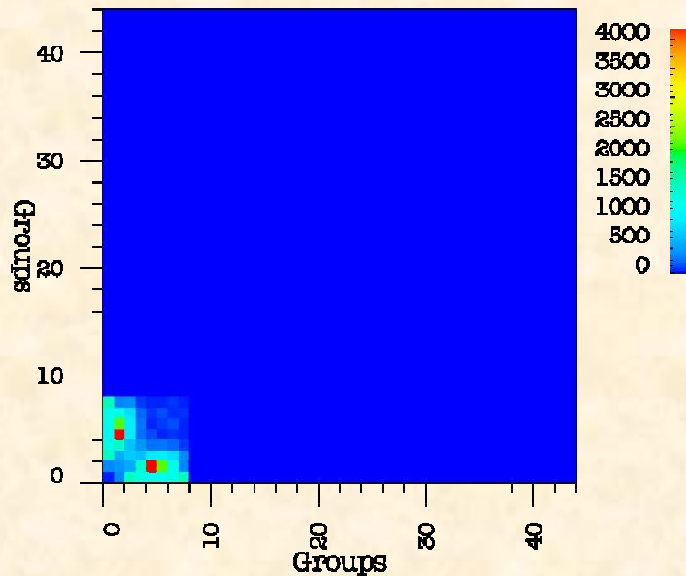
<6431,102; 6431,102>



^{232}Th , MAT=9040

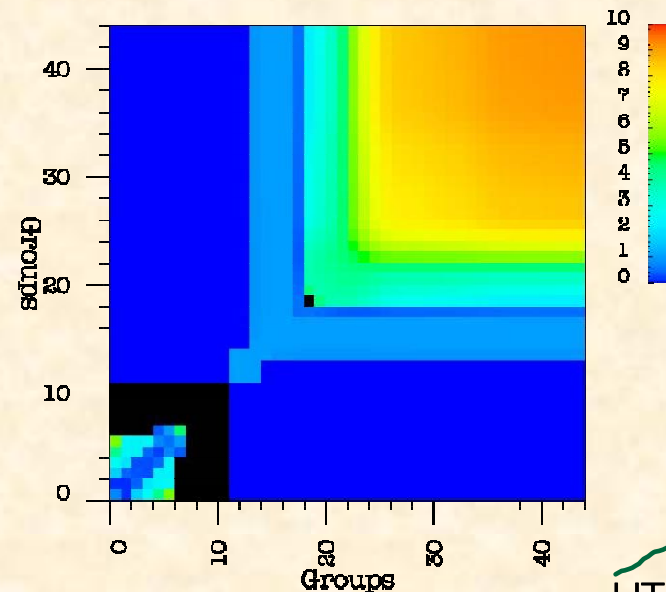
- Changes in resonance parameter covariances are due to changes in uncertainty in thermal values.
- References to ENDV-V numbers have been deleted
- Many cross reaction value covariances matrices are added in File 33
- All high energy covariances data in File 33 are different between Beta 2 and Beta 3.

<9040,854; 9040,854>



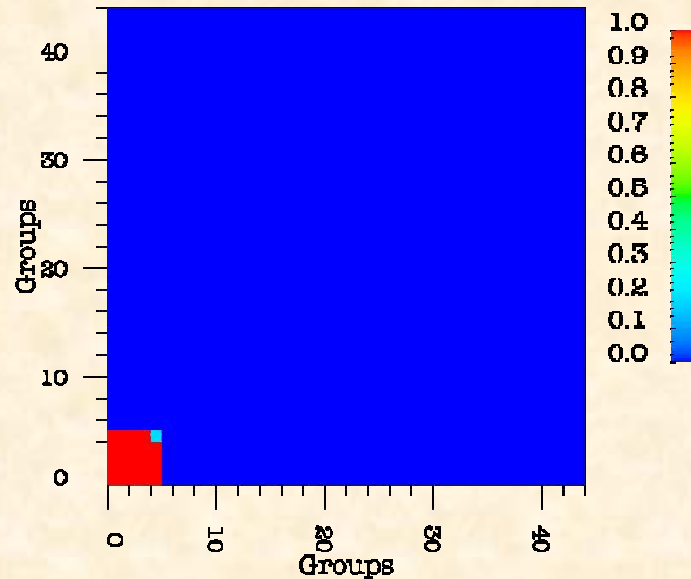
Relative difference >1: black.
Largest difference: 1200

<9040,102; 9040,102>



${}^6\text{Li}$, MAT=325

- Only one covariance matrix <325,105;325,105> is given.
- In Beta 2 it was described by an LB=5 section
- Beta 3 adds an additional LB=1 section to cover a high energy range not covered by the LB=5 section.



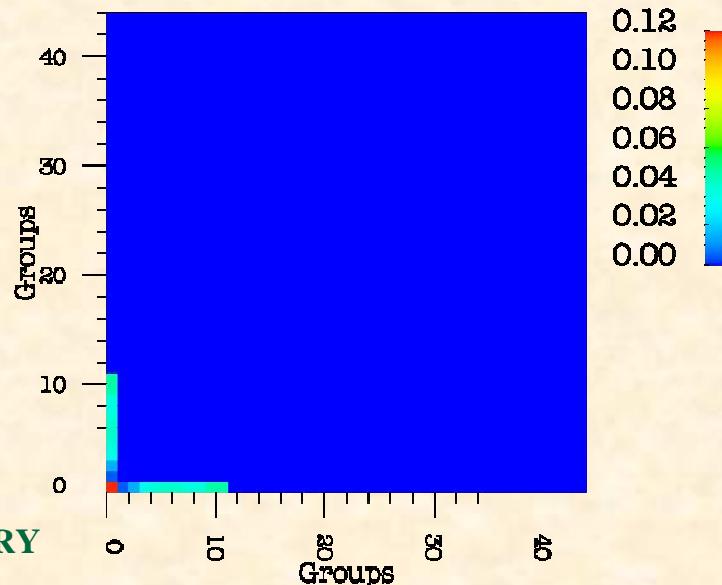
${}^6\text{Li}$, MAT=325, standard file

- The new LB=1 section was not added in this file.
- Covariance matrix is unchanged between Beta 2 and Beta 3

^7Li , MAT=328

- Components for lumped reaction 851 have been added
- Many more covariances matrices are added in File 33. Among them $\langle 328,4; 328,851 \rangle$.
- Explicit covariance matrices that appear in Beta 2 and Beta 3 are unchanged
- Covariance $\langle 328,2; 328,2 \rangle$ is affected by the change since it is given as an NC section, i.e. the cross section for MT=2 is calculated as a sum over cross sections MT=1, 4 and 851

$\langle 328,2; 328,2 \rangle$



^{235}U , MAT=9228

^{235}U File 31 content

$\text{MT}_1=452, \text{MAT}_1=9228$	
• • •	
$\text{MT}_2=452, \text{MAT}_2=1380: 1 \text{ NI}$	← ENDF-V MAT
NI: lb = 3	
$\text{MT}_2=452, \text{MAT}_2=1381: 1 \text{ NI}$	← ENDF-V MAT
NI: lb = 2	
$\text{MT}_2=452, \text{MAT}_2=1390: 1 \text{ NI}$	← ENDF-V MAT
NI: lb = 3	
$\text{MT}_2=456, \text{MAT}_2=1398: 1 \text{ NI}$	← ENDF-V MAT
NI: lb = 3	
$\text{MT}_2=452, \text{MAT}_2=1399: 1 \text{ NI}$	← ENDF-V MAT
NI: lb = 2	
• • •	

- References to ENDF-V numbers are used in File 31. This is unchanged from Beta 2 to Beta 3
- Cross section data in File 1 for MT=452 and MT=456 are changed in Beta 3.
- Since covariance data are given as relative matrices in File 33, covariance matrices are not affected by the change in cross section data.

ENDF-VII-B3 standard files

Standard files contain standard reaction covariance matrices. The same matrices are expected to be present in the neutron library files.

	Neutron library file	Standard file	
${}^6\text{Li}$	<MT=105;MT=105>	<MT=105;MT=105>	x Matrices differ
C	-	<MT=2;MT=2>	x
${}^{197}\text{Au}$	<MT=1;MT=1>	<MT=102;MT=102>	x
${}^{235}\text{U}$	<MT=452; MT=452> <MT=456; MT=456>	<MT=18;MT=18>	x
${}^{238}\text{U}$	-	<MT=18;MT=18>	x
${}^{10}\text{B}$	<MT=800; MT=800> <MT=801; MT=801> <MT=800; MT=801> <MT=107; MT=107> <MT=107; MT=800> <MT=107; MT=801>	<MT=800; MT=800> <MT=801; MT=801> <MT=800; MT=801> <MT=107; MT=107> <MT=107; MT=800> <MT=107; MT=801>	*

How to obtain PUFF-IV

Puff is available from RSICC at <http://www-rsicc.ornl.gov>

Radiation Safety Information Computational Center (RSICC)
P.O. Box 2008, Oak Ridge, TN 37831-6362 USA

The PUFF-IV package Code Number:
P00534.