

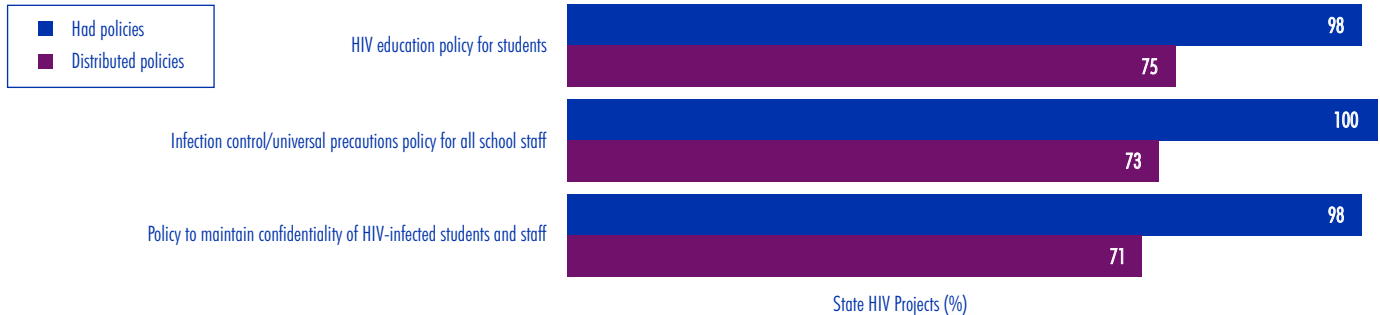
INDICATORS

HIV Prevention Conducted by State Education Agencies*

Fiscal Year 3: March 1, 2005 - February 28, 2006

A. Policy

Percentage of State HIV Projects That Had and Distributed Model Policies, Policy Standards, or Other Policy Materials to Districts or Schools on Each of the Following Topics

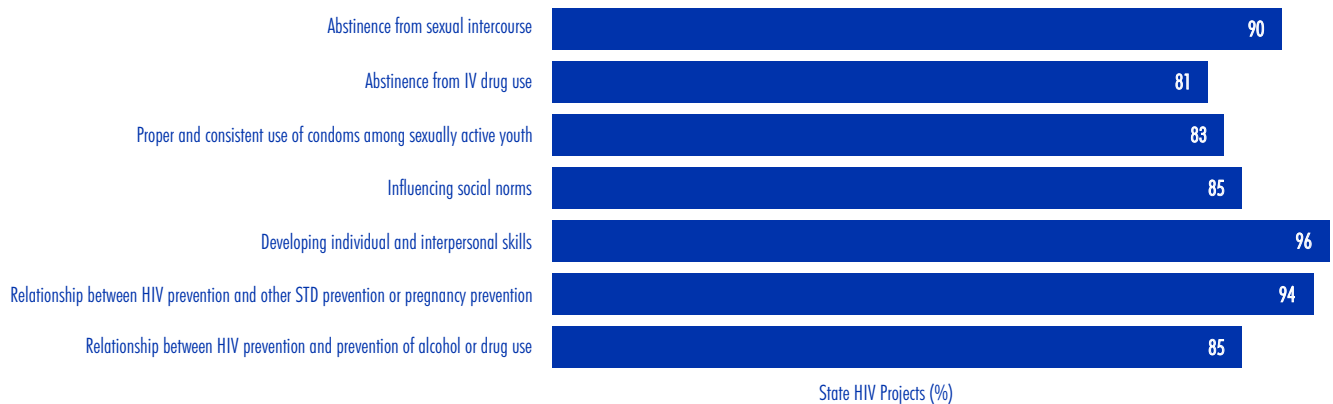


B. Curricula and Instruction

Percentage of state HIV projects that participated in the following activities to help districts or schools with HIV curricula or instruction:

- Provided professional development on exemplary HIV curricula or instruction: **98%**.
- Provided professional development on any specific HIV prevention education curricula/program for youth: **75%**.
- Provided individualized technical assistance on HIV curricula or instruction: **77%**.

Percentage of State HIV Projects That Emphasized Each of the Following Topics in Curricula or Instruction



C. Assessment of Student Performance

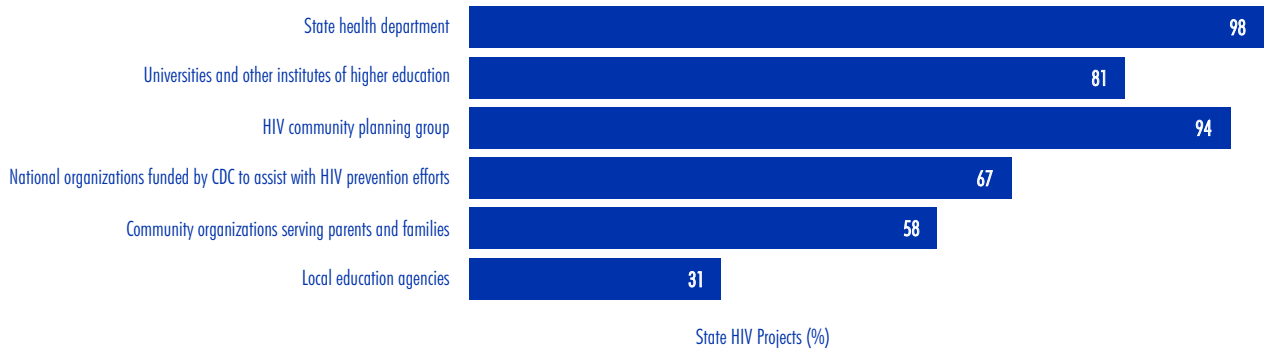
Percentage of State HIV Projects That Participated in Any of the Following Activities to Help Districts or Schools Assess or Measure, at the Classroom Level, Students' Knowledge and Skills Regarding HIV Prevention



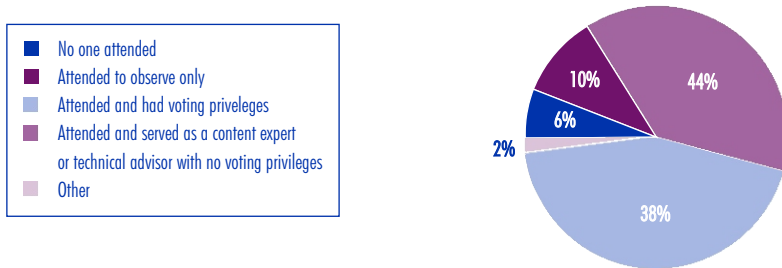
*48 of 48 state education agencies responded; response rate = 100%.

D. External Collaboration

Percentage of State HIV Projects That Collaborated with Each of the Following External Partners



Percentage of State HIV Projects That Described Their Relationship with the State CDC-Sponsored Community Planning Group for HIV Prevention in the Following Manner



E. Targeting Priority Populations

Percentage of State HIV Projects That Participated in Each of the Following Activities to Help Districts or Schools Implement Programmatic Activities Specifically Targeting Priority Populations

