

INDICATORS

Coordinated School Health Programs (CSHP) Conducted by State Education Agencies*

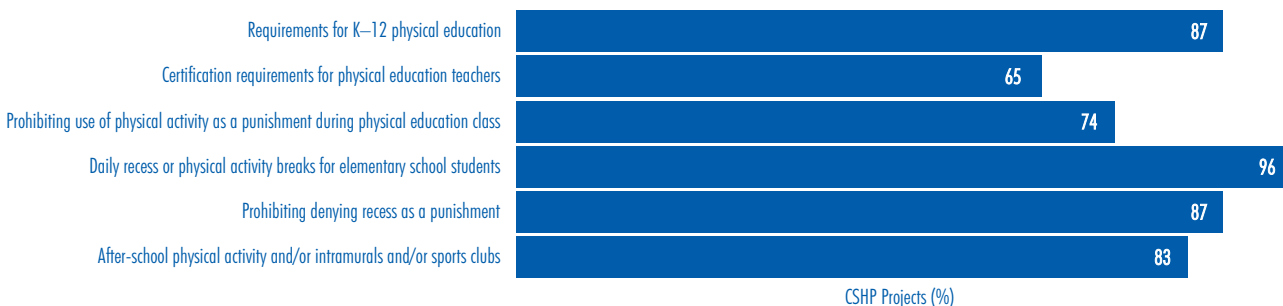
Fiscal Year 4: March 1, 2006 – February 28, 2007

A. Policy

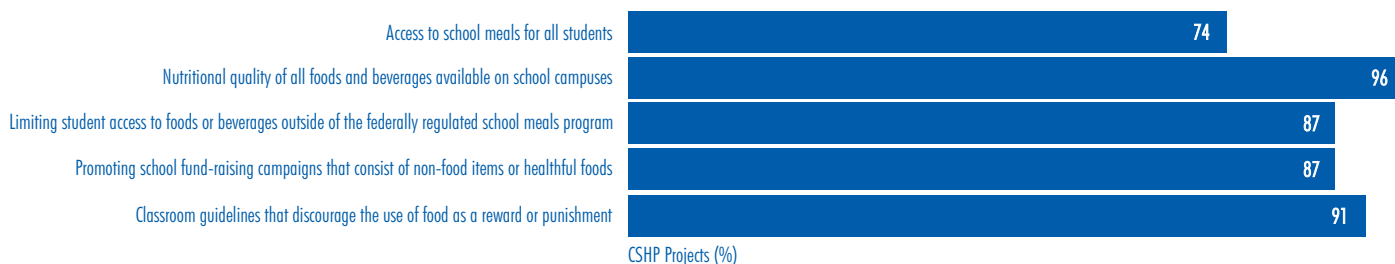
Percentage of CSHP Projects That Assisted Districts or Schools in Policy Development or Policy Implementation on Each of the Following Health Education Topics



Percentage of CSHP Projects That Assisted Districts or Schools in Policy Development or Policy Implementation on Each of the Following Physical Education and Physical Activity Topics



Percentage of CSHP Projects That Assisted Districts or Schools in Policy Development or Policy Implementation on Each of the Following Healthy Eating Topics



Percentage of CSHP Projects That Assisted Districts or Schools in Policy Development or Policy Implementation on Each of the Following Tobacco-Use Prevention Topics



*23 of 23 state education agencies responded; response rate = 100%.

B. Health Promotion Programs and Environmental Approaches

Percentage of CSHP projects that **distributed** model programs, guidance, implementation strategies, or other resource materials (excluding policies) on each of the following topics to help schools promote physical activity, healthy eating, and a tobacco-free lifestyle:

- Increasing physical activity opportunities during school-day breaks, recess, or in the classroom: **83%**.
- Planning or implementing walk-to-school initiatives: **78%**.
- Planning or implementing organized physical activity programs beyond physical education or competitive athletics: **65%**.
- Improving nutritional quality of school meals: **78%**.
- Marketing healthy school meals: **74%**.
- Improving the nutritional quality of school food and beverages outside of school meals: **78%**.
- Marketing healthy school food and beverages outside of school meals: **74%**.
- Conducting tobacco-use prevention programs for students: **70%**.

C. Project Planning

Percentage of CSHP projects that distributed materials to help districts or schools assess, plan, or coordinate school health programs through:

- District-level school health councils: **91%**.
- School-level school health councils: **91%**.
- School health coordinators: **78%**.

Percentage of CSHP Projects That Participated in Any of the Following Activities to Help Districts or Schools Use the *School Health Index (SHI)* or a Similar Tool to Assess or Plan School Health Programs




D. Curricula and Instruction

Percentage of CSHP Projects That Participated in Any of the Following Activities on Curriculum and Instruction for Physical Education




Percentage of CSHP Projects That Participated in Any of the Following Activities on Curriculum and Instruction to Address Content Areas of Physical Activity, Nutrition, or Tobacco-Use Prevention in Health Education



E. Assessment of Student Performance

Percentage of CSHP Projects That Participated in Any of the Following Activities to Help Districts or Schools Assess or Measure Students' Knowledge and Skills for Physical Education



Percentage of CSHP Projects That Participated in Any of the Following Activities to Help Districts or Schools Assess or Measure Students' Knowledge and Skills for Physical Activity, Nutrition, or Tobacco-Use Prevention in Health Education



F. External Collaboration

Percentage of CSHP Projects That Collaborated with Each of the Following External Partners to Address Content Areas of Physical Activity, Nutrition, and Tobacco-Use Prevention

