

State Injury Profile for Illinois

The CDC State Injury Profiles

Gathering and sharing reliable data about the broad range of public health problems is among the many ways the Centers for Disease Control and Prevention protect the safety and health of Americans.

Policy makers and health care workers need access to the best, most current data available so they can make informed decisions about where to allocate limited resources to prevent diseases and injuries. Yet, many people find statistics difficult to understand and interpret. This State Injury Profile offers an easier way to look at statistics. Through maps and graphs, the Profile clearly shows how this state compares with others in the nation and what injury problems are most pressing.

CDC's National Center for Injury Prevention and Control gathers data about a broad range of intentional and unintentional injuries or what many people call 'violence' and 'accidents.' Injuries affect everyone. Injury is the leading cause of death for all Americans ages one to 34, and injury remains one of the leading causes of death, no matter how long someone may live.

Maps and graphs in this State Injury Profile show this state's death rates from in falls, poisoning, drowning, suffocation, fires and burns, suicide, homicide, traumatic brain injury and injuries related to firearms. The graphics show how this state compares with others and with mortality rates in the United States as a whole. You will also find a table showing the Ten Leading Causes of Death for the United States and for this state. **New this year** is a county-by-county map showing locations with higher death rates for each type of injury.

In addition to injury data, you'll also find a list of all CDC-funded injury prevention and research programs in this state for 2001.

DEPARTMENT OF HEALTH AND HUMAN SERVICES

Centers for Disease Control and Prevention
National Center for Injury Prevention and Control

To learn more

After you page through the State Injury Profile, if you want to know more, CDC has made it easy for you to find additional information about any injury and public health. Simply visit www.cdc.gov/ncipc. Or call the CDC National Center for Injury Prevention and Control, Office of Planning, Evaluation and Legislation at 1-770-488-4936.

These other resources offered or funded by the CDC may also interest you:

General information about injury in America

Customized data reports, www.cdc.gov/ncipc/wisqars

Consumer facts and tip sheets, www.cdc.gov/ncipc/safeusa or call the SafeUSA hotline toll free at 1-800-252-7751.

Intentional Injury

National Resource Center on Domestic Violence, 1-800-537-2238

National Sexual Violence Resource Center, www.nsvrc.org, or call 1-877-739-3895

National Violence Against Women Prevention Research Center, www.violenceagainstwomen.org, or call 1-843-792-2945

National Youth Violence Prevention Resource Center, www.safeyouth.org, or call 1-866-SAFEYOUTH (723-3968)

Violence Against Women Electronic Network (VAWnet), www.vawnet.org, or call 1-800-537-2238

Unintentional Injury

National Program for Playground Safety, www.uni.edu/playground, or call 1-800-554-PLAY (7529)

National Resource Center on Aging and Injury, www.nrcai.org, or call 1-619-594-0986

State Injury Profile for Illinois 1989-1998

SAFER·HEALTHIER·PEOPLE™

United States

10 Leading Causes of Deaths by Age Group: 1996-1998

Rank	Age Groups										Total
	<1	1-4	5-9	10-14	15-24	25-34	35-44	45-54	55-64	65+	
1	Congenital Anomalies 18,771	Unintentional Injuries 6,087	Unintentional Injuries 4,666	Unintentional Injuries 5,392	Unintentional Injuries 40,525	Unintentional Injuries 37,468	Malignant Neoplasms 51,170	Malignant Neoplasms 135,803	Malignant Neoplasms 260,166	Heart Disease 1,824,785	Heart Disease 2,185,194
2	Short Gestation 11,928	Congenital Anomalies 1,791	Malignant Neoplasms 1,557	Malignant Neoplasms 1,514	Homicide 18,200	Suicide 16,898	Unintentional Injuries 43,925	Heart Disease 105,367	Heart Disease 198,361	Malignant Neoplasms 1,150,087	Malignant Neoplasms 1,620,642
3	SIDS 8,863	Malignant Neoplasms 1,227	Congenital Anomalies 662	Suicide 918	Suicide 12,679	Homicide 15,068	Heart Disease 40,037	Unintentional Injuries 31,208	Bronchitis Emphysema Asthma 30,317	Cerebro-vascular 419,998	Cerebro-vascular 478,181
4	Respiratory Distress Synd. 3,958	Homicide 1,194	Homicide 523	Homicide 908	Malignant Neoplasms 4,976	HIV 14,953	HIV 26,456	Cerebro-vascular 17,196	Cerebro-vascular 29,005	Bronchitis Emphysema Asthma 283,777	Bronchitis Emphysema Asthma 327,640
5	Maternal Complications 3,836	Heart Disease 643	Heart Disease 413	Congenital Anomalies 613	Heart Disease 3,124	Malignant Neoplasms 13,837	Suicide 20,308	Liver Disease 16,797	Diabetes 25,504	Pneumonia & Influenza 235,529	Unintentional Injuries 288,427
6	Placenta Cord Membranes 2,870	Pneumonia & Influenza 494	Pneumonia & Influenza 218	Heart Disease 560	Congenital Anomalies 1,252	Heart Disease 9,843	Homicide 11,138	Suicide 14,916	Unintentional Injuries 21,316	Diabetes 142,639	Pneumonia & Influenza 262,047
7	Perinatal Infections 2,348	Septicemia 245	HIV 194	Bronchitis Emphysema Asthma 287	HIV 883	Cerebro-vascular 2,068	Liver Disease 10,518	Diabetes 12,979	Liver Disease 15,844	Unintentional Injuries 95,191	Diabetes 189,154
8	Unintentional Injuries 2,323	HIV 233	Bronchitis Emphysema Asthma 159	Pneumonia & Influenza 180	Bronchitis Emphysema Asthma 677	Diabetes 1,903	Cerebro-vascular 8,159	HIV 12,892	Pneumonia & Influenza 11,228	Alzheimer's Disease 65,647	Suicide 92,013
9	Pneumonia & Influenza 1,358	Perinatal Period 210	Benign Neoplasms 134	Cerebro-vascular 140	Pneumonia & Influenza 638	Pneumonia & Influenza 1,633	Diabetes 5,622	Bronchitis Emphysema Asthma 8,467	Suicide 8,834	Nephritis 65,296	Nephritis 75,817
10	Intrauterine Hypoxia 1,341	Benign Neoplasms 188	Cerebro-vascular 102	HIV 139	Cerebro-vascular 533	Liver Disease 1,592	Pneumonia & Influenza 4,255	Pneumonia & Influenza 6,493	Septicemia 5,704	Septicemia 54,428	Liver Disease 75,414

United States Total Number of Injury Deaths

Cause	Deaths	Percent
Unintentional Injury	288,427	65.6%
Intentional	151,102	34.4%
Total (1996-1998)	439,529	100.0%

Average Number of Injury Deaths per Year
In the United States = **146,510**

Illinois

10 Leading Causes of Deaths by Age Group: 1996-1998

Rank	Age Groups										Total
	<1	1-4	5-9	10-14	15-24	25-34	35-44	45-54	55-64	65+	
1	Congenital Anomalies 909	Unintentional Injuries 212	Unintentional Injuries 163	Unintentional Injuries 201	Unintentional Injuries 1,517	Unintentional Injuries 1,431	Malignant Neoplasms 2,374	Malignant Neoplasms 6,299	Malignant Neoplasms 12,039	Heart Disease 82,888	Heart Disease 99,781
2	Short Gestation 853	Congenital Anomalies 79	Malignant Neoplasms 61	Homicide 57	Homicide 1,495	Homicide 828	Heart Disease 1,971	Heart Disease 4,880	Heart Disease 9,163	Malignant Neoplasms 52,167	Malignant Neoplasms 73,899
3	SIDS 428	Homicide 58	Congenital Anomalies 33	Malignant Neoplasms 52	Suicide 421	Malignant Neoplasms 620	Unintentional Injuries 1,775	Unintentional Injuries 1,212	Cerebro-vascular 1,315	Cerebro-vascular 19,182	Cerebro-vascular 21,822
4	Maternal Complications 220	Malignant Neoplasms 53	Homicide 29	Suicide 29	Malignant Neoplasms 224	Suicide 605	HIV 906	Cerebro-vascular 768	Bronchitis Emphysema Asthma 1,199	Bronchitis Emphysema Asthma 11,261	Bronchitis Emphysema Asthma 13,163
5	Respiratory Distress Synd. 220	Pneumonia & Influenza 44	Heart Disease 17	Heart Disease 27	Heart Disease 179	HIV 533	Suicide 617	Liver Disease 712	Diabetes 1,062	Pneumonia & Influenza 10,308	Pneumonia & Influenza 11,675
6	Placenta Cord Membranes 129	Heart Disease 35	Bronchitis Emphysema Asthma 14	Congenital Anomalies 24	Bronchitis Emphysema Asthma 53	Heart Disease 516	Liver Disease 543	Diabetes 505	Unintentional Injuries 842	Diabetes 6,296	Unintentional Injuries 11,044
7	Perinatal Infections 126	Septicemia 22	Anemias 8	Bronchitis Emphysema Asthma 21	Congenital Anomalies 52	Liver Disease 100	Homicide 525	Suicide 461	Liver Disease 627	Nephritis 3,895	Diabetes 8,204
8	Unintentional Injuries 107	Benign Neoplasms 10	Pneumonia & Influenza 7	Cerebro-vascular 9	Pneumonia & Influenza 43	Bronchitis Emphysema Asthma 95	Cerebro-vascular 390	HIV 459	Pneumonia & Influenza 555	Unintentional Injuries 3,581	Nephritis 4,583
9	Pneumonia & Influenza 97	Bronchitis Emphysema Asthma 9	Septicemia 7	Pneumonia & Influenza 9	HIV 29	Cerebro-vascular 81	Diabetes 240	Bronchitis Emphysema Asthma 352	Nephritis 341	Septicemia 3,247	Septicemia 4,072
10	Intrauterine Hypoxia 82	Perinatal Period 8	2 Tied	Benign Neoplasms 6	Cerebro-vascular 24	Diabetes 79	Pneumonia & Influenza 201	Pneumonia & Influenza 335	Septicemia 325	Alzheimer's Disease 3,170	Homicide 3,541

Illinois Total Number of Injury Deaths

<u>Cause</u>	<u>Deaths</u>	<u>Percent</u>
Unintentional Injury	11,044	62.8%
Intentional Injury	6,539	37.2%
Total (1996-1998)	17,583	100.0%

Average Number of Injury Deaths per Year
In Illinois = **5,861**

1996-1998 Leading Causes of Death

Unintentional Injury

United States Unintentional Injury

<u>Cause</u>	<u>Deaths</u>	<u>Percent</u>
MV Traffic	127,053	44.1%
Fall	35,745	12.4%
Poisoning	30,474	10.6%
Suffocation	13,325	4.6%
Drowning	12,416	4.3%
Fire/Burn	10,809	3.7%
Other Causes	<u>58,605</u>	<u>20.3%</u>
	288,427	100.0%

Illinois Only Unintentional Injury

<u>Cause</u>	<u>Deaths</u>	<u>Percent</u>
MV Traffic	4,449	40.3%
Poisoning	1,507	13.6%
Fall	1,272	11.5%
Suffocation	581	5.3%
Fire/Burn	504	4.6%
Other Causes	<u>2,731</u>	<u>24.7%</u>
	11,044	100.0%

Intentional Injury

United States Suicide

<u>Cause</u>	<u>Deaths</u>	<u>Percent</u>
Firearm	53,156	57.8%
Suffocation	16,469	17.9%
Poisoning	15,280	16.6%
Other Causes	<u>7,108</u>	<u>7.7%</u>
	92,013	100.0%

Illinois Only Suicide

<u>Cause</u>	<u>Deaths</u>	<u>Percent</u>
Firearm	1,386	46.2%
Suffocation	730	24.3%
Poisoning	605	20.2%
Other Causes	<u>277</u>	<u>9.2%</u>
	2,998	99.9%

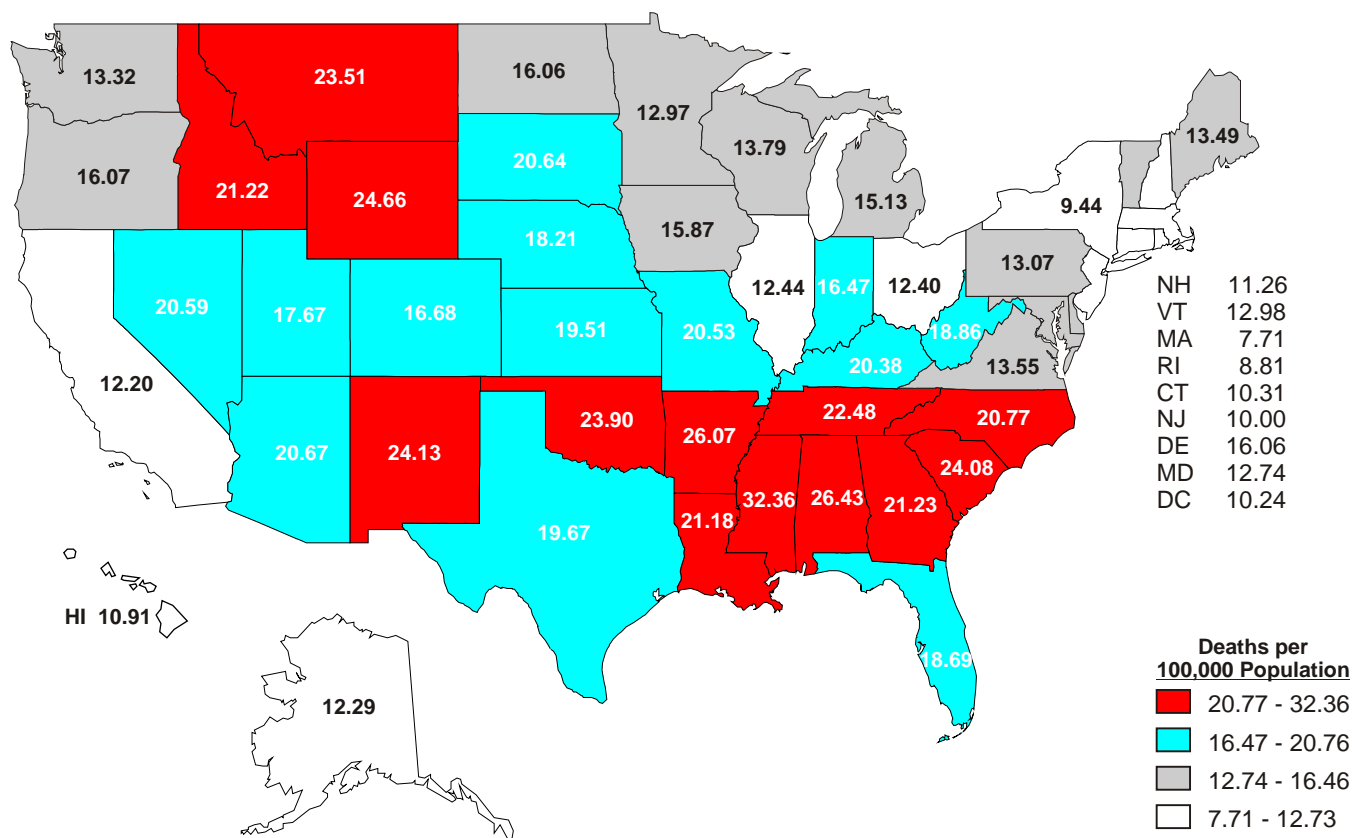
United States Homicide and Legal Intervention

<u>Cause</u>	<u>Deaths</u>	<u>Percent</u>
Firearm	39,951	67.6%
Cut/Pierce	6,955	11.8%
Suffocation	2,147	3.6%
Other Causes	<u>10,036</u>	<u>17.0%</u>
	59,089	100.0%

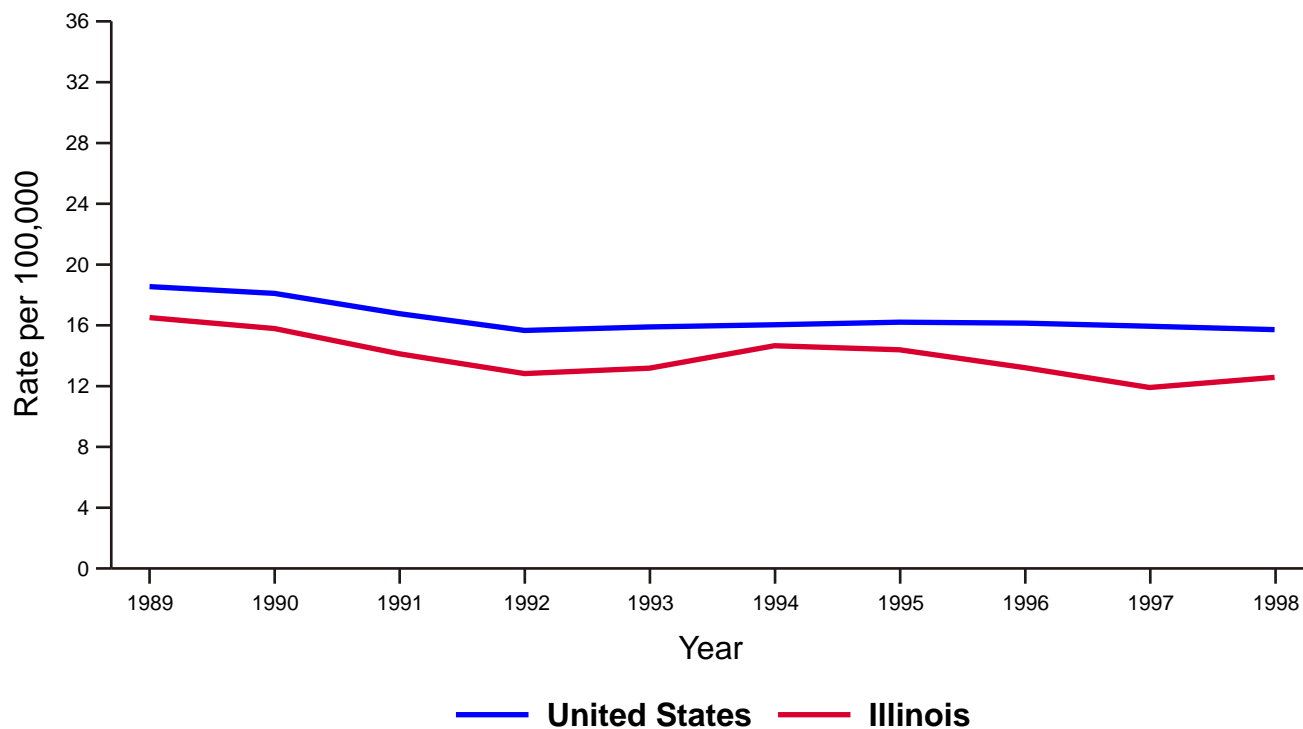
Illinois Only Homicide and Legal Intervention

<u>Cause</u>	<u>Deaths</u>	<u>Percent</u>
Firearm	2,526	71.3%
Cut/Pierce	349	9.9%
Suffocation	135	3.8%
Other Causes	<u>531</u>	<u>15.0%</u>
	3,541	100.0%

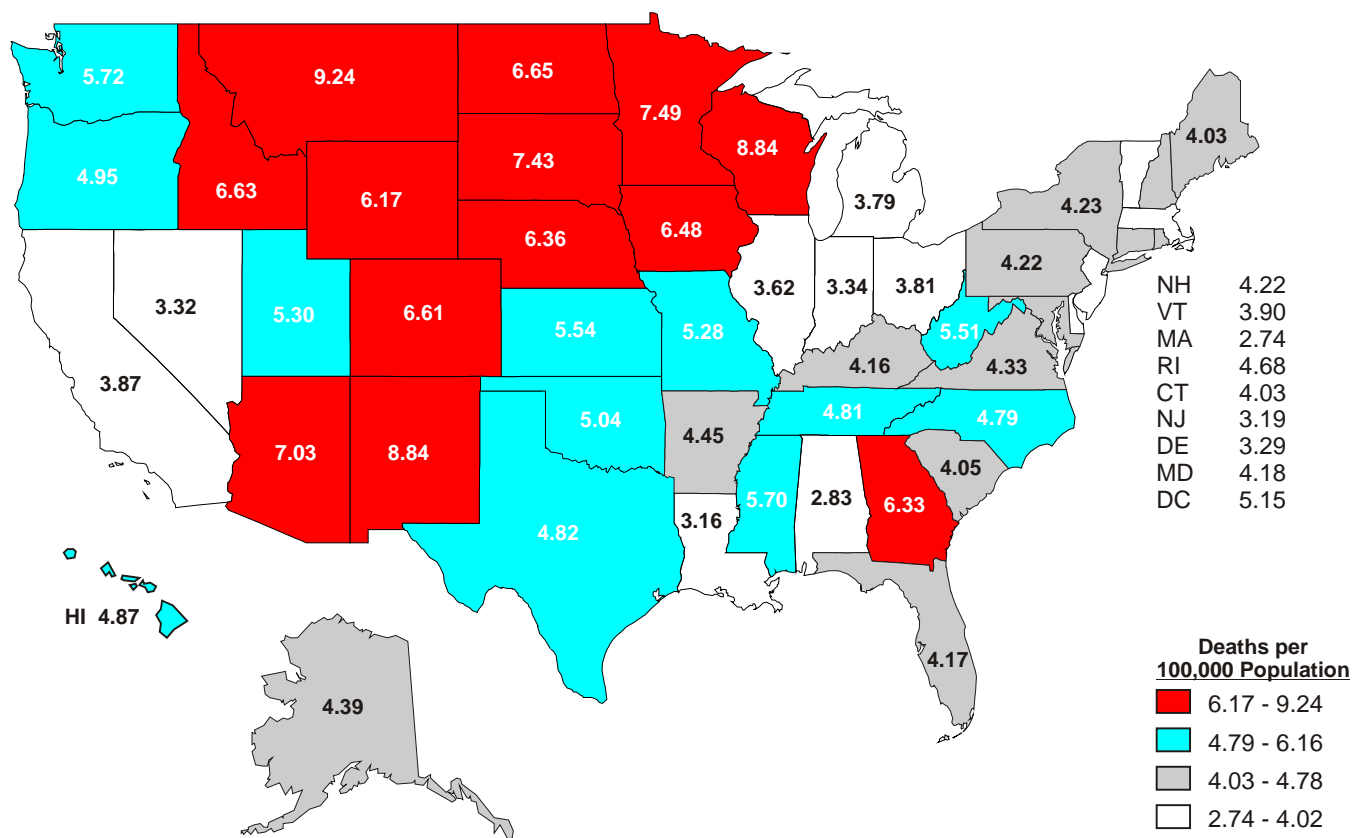
Unintentional Motor Vehicle, Traffic-Related Death Rates United States, 1996-1998



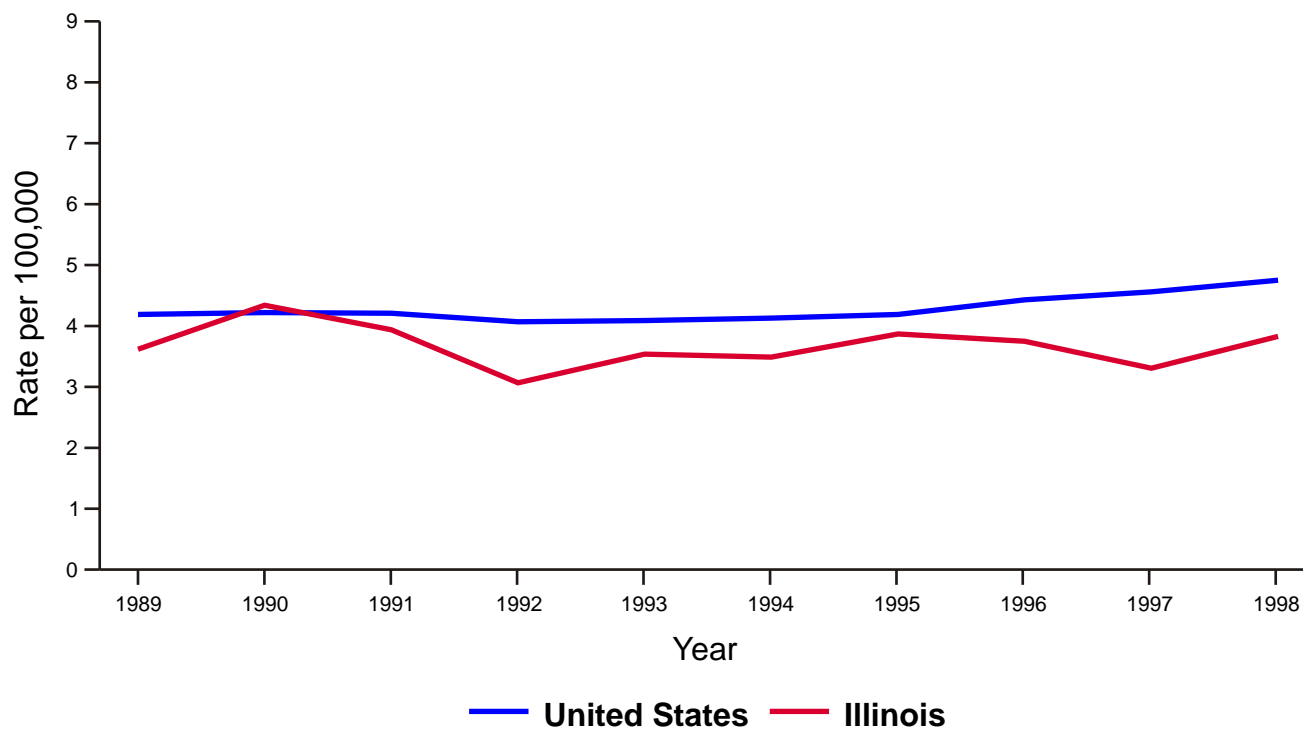
United States and Illinois 1989-1998



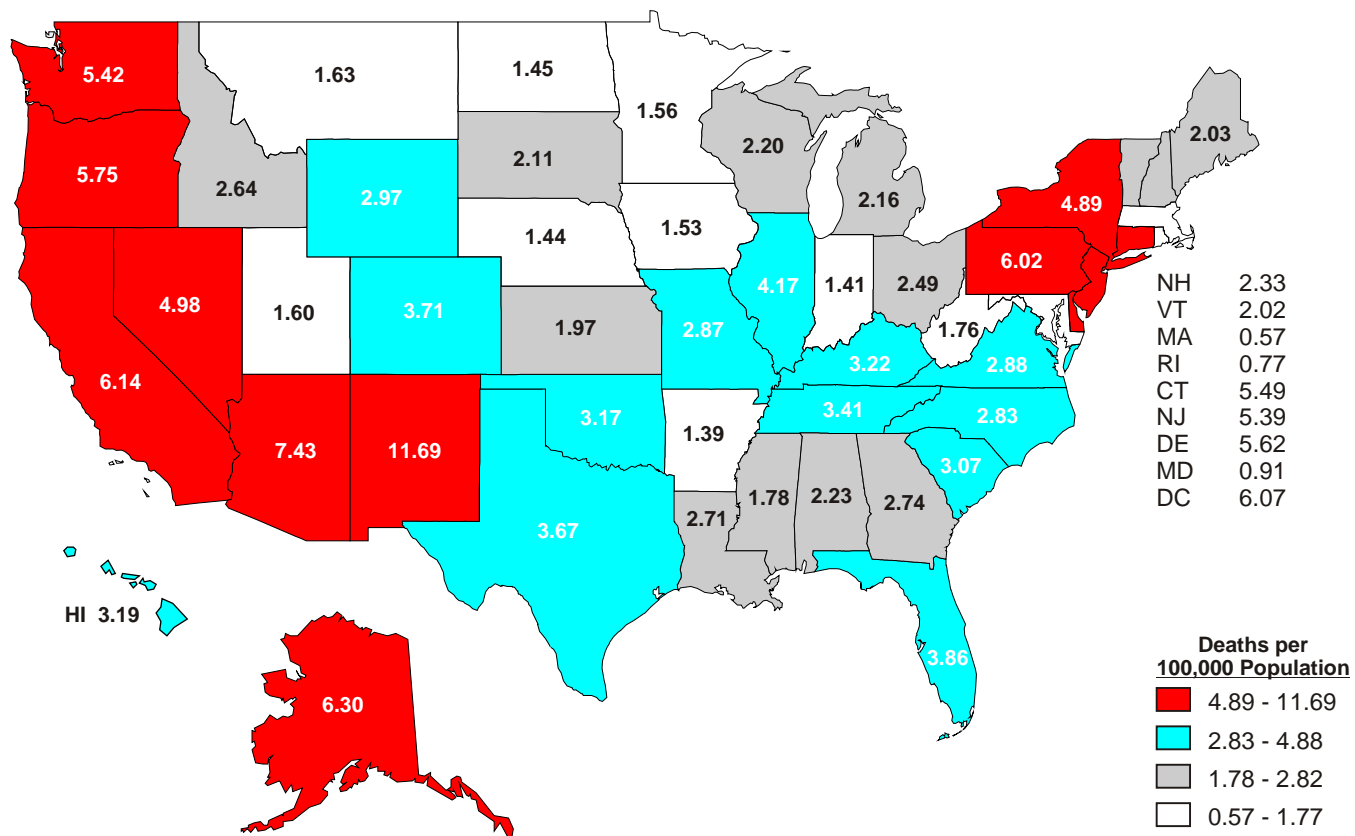
Unintentional Fall Death Rates United States, 1996-1998



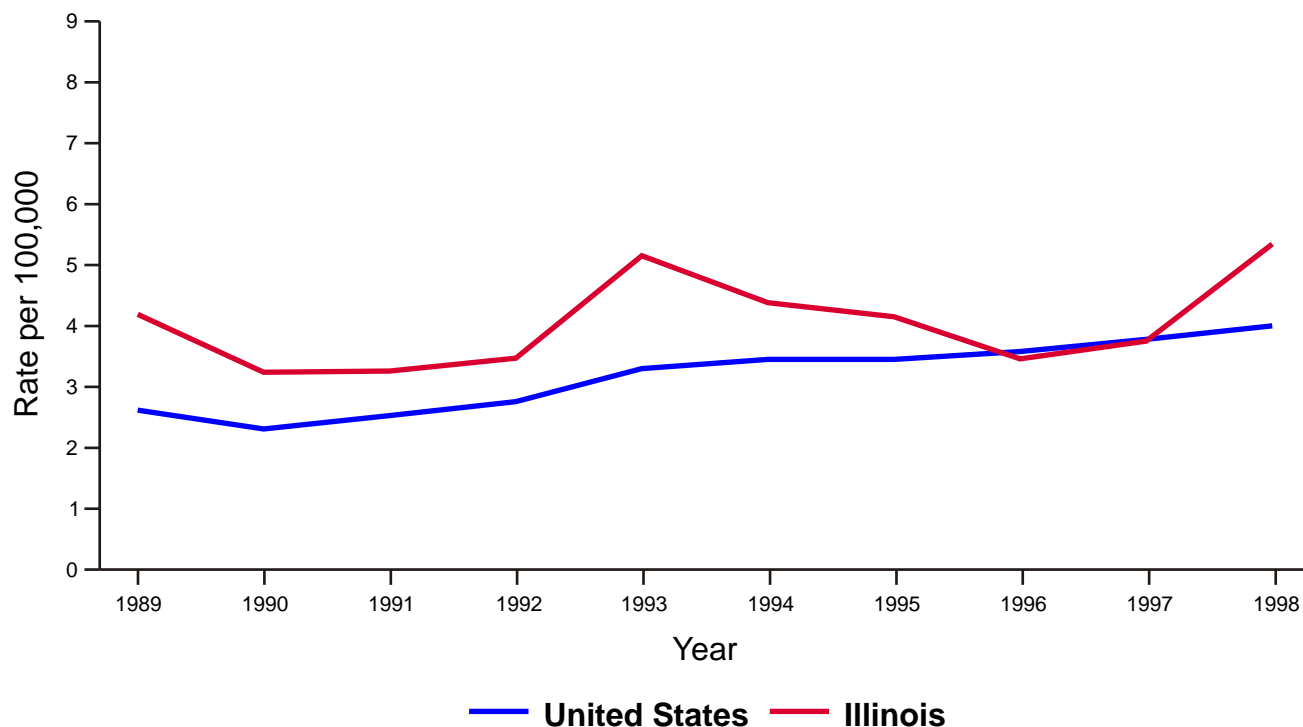
United States and Illinois 1989-1998



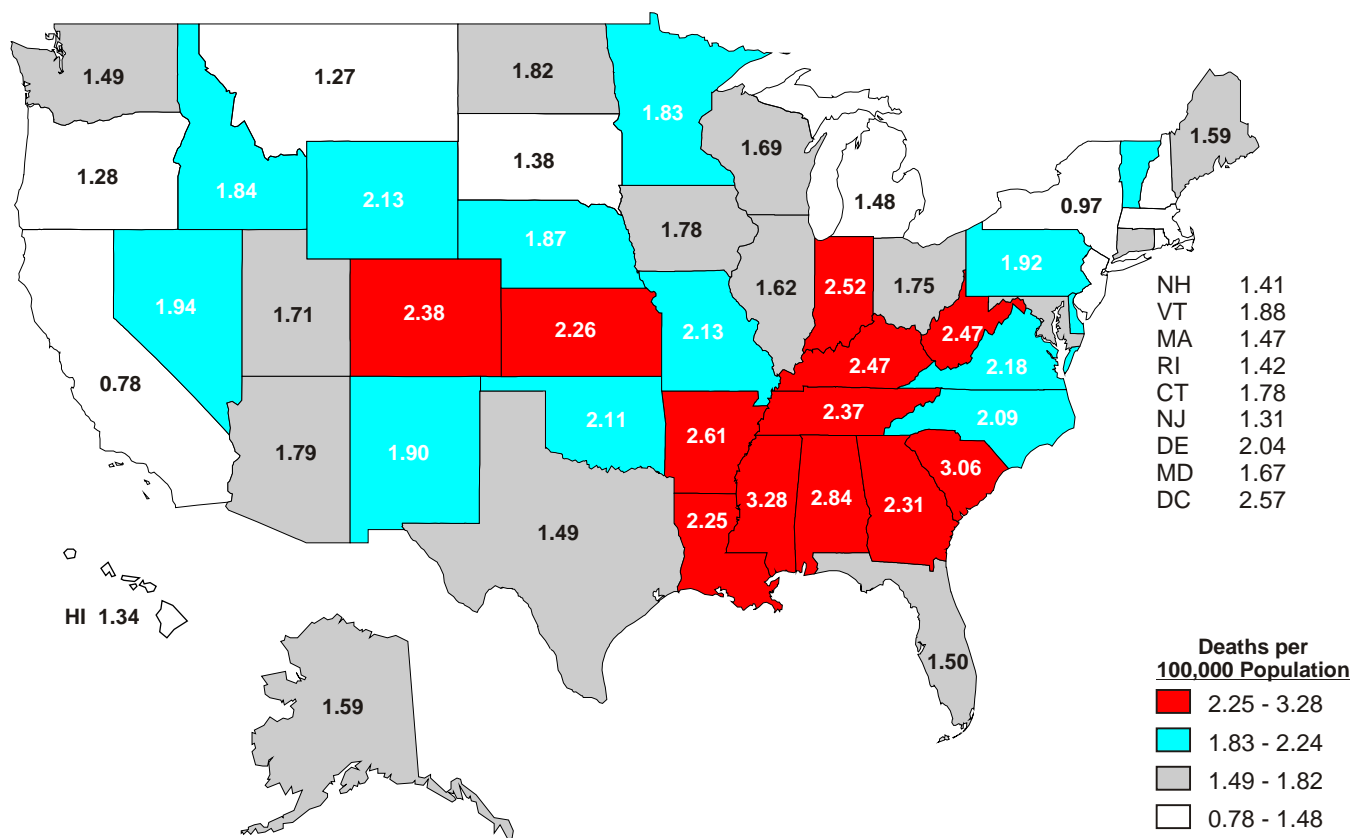
Unintentional Poisoning Death Rates United States, 1996-1998



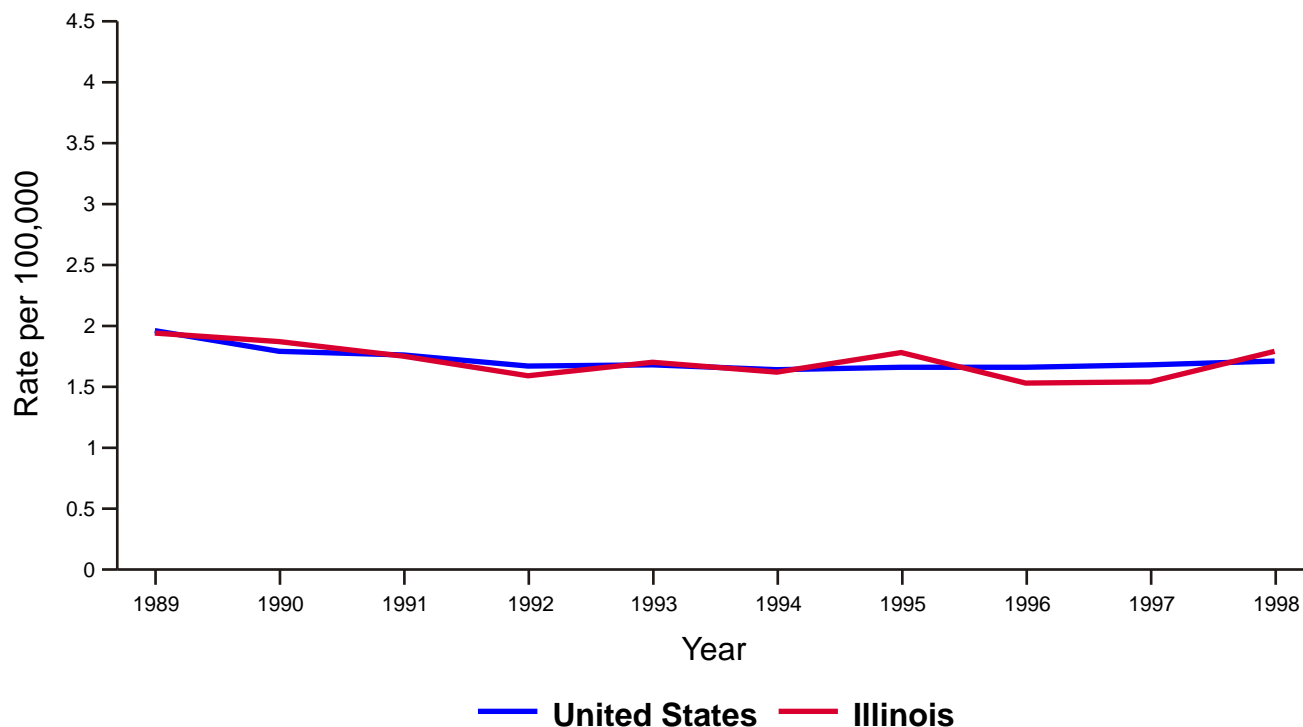
United States and Illinois 1989-1998



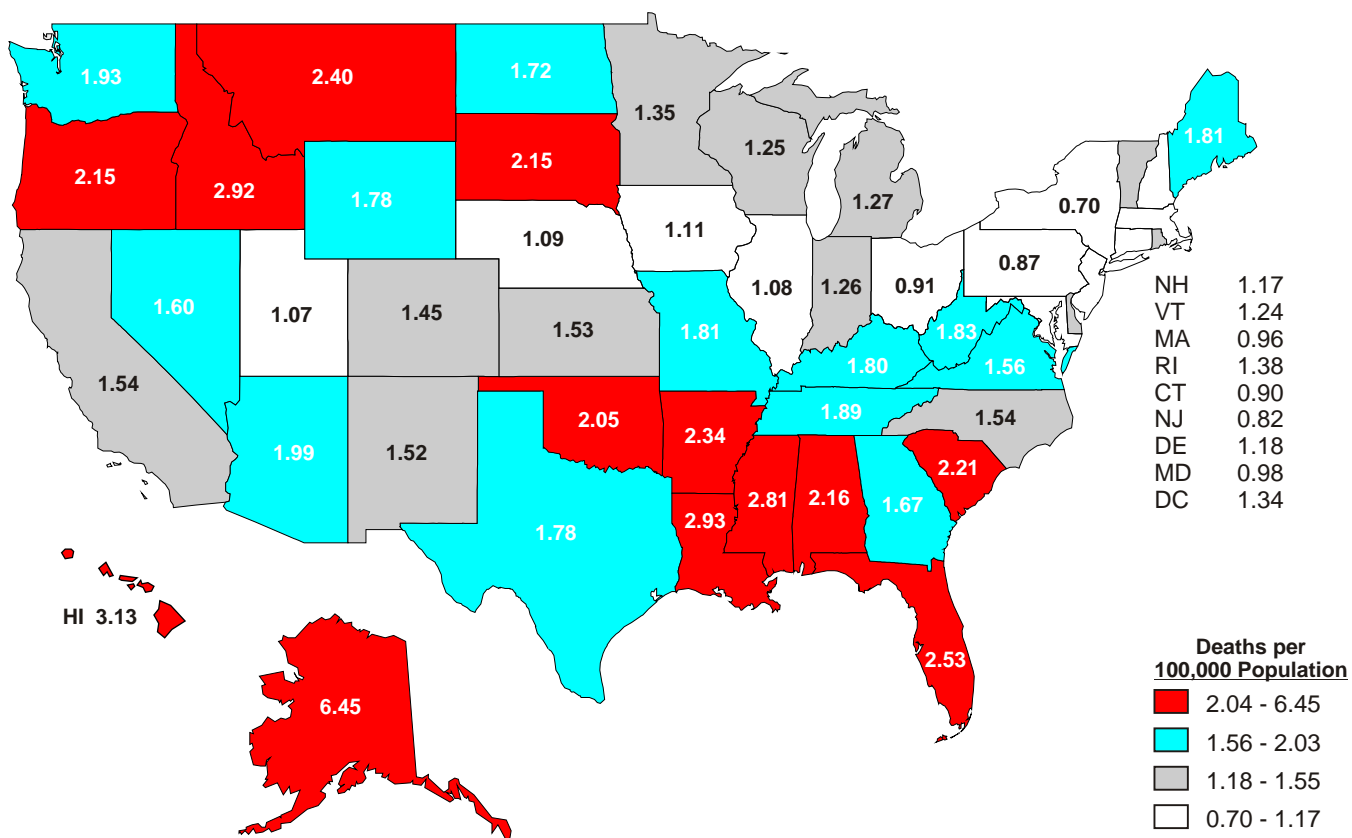
Unintentional Suffocation Death Rates United States, 1996-1998



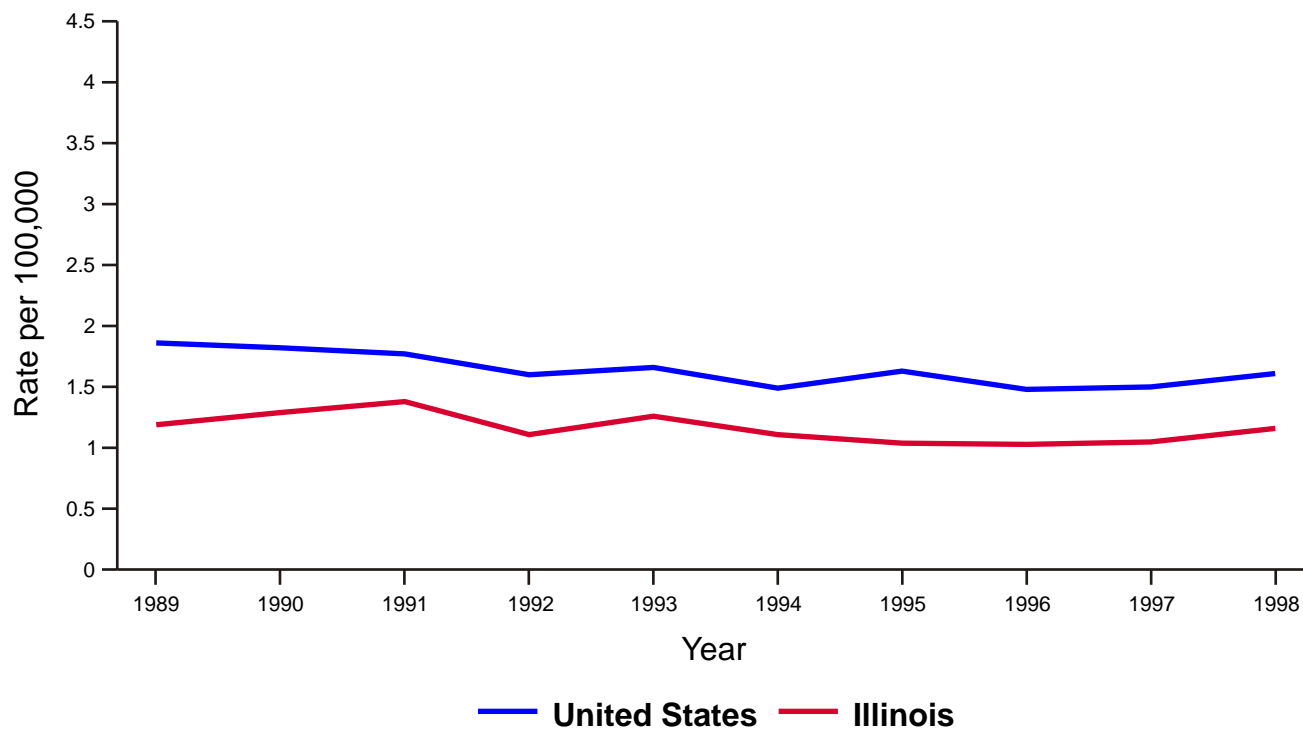
United States and Illinois 1989-1998



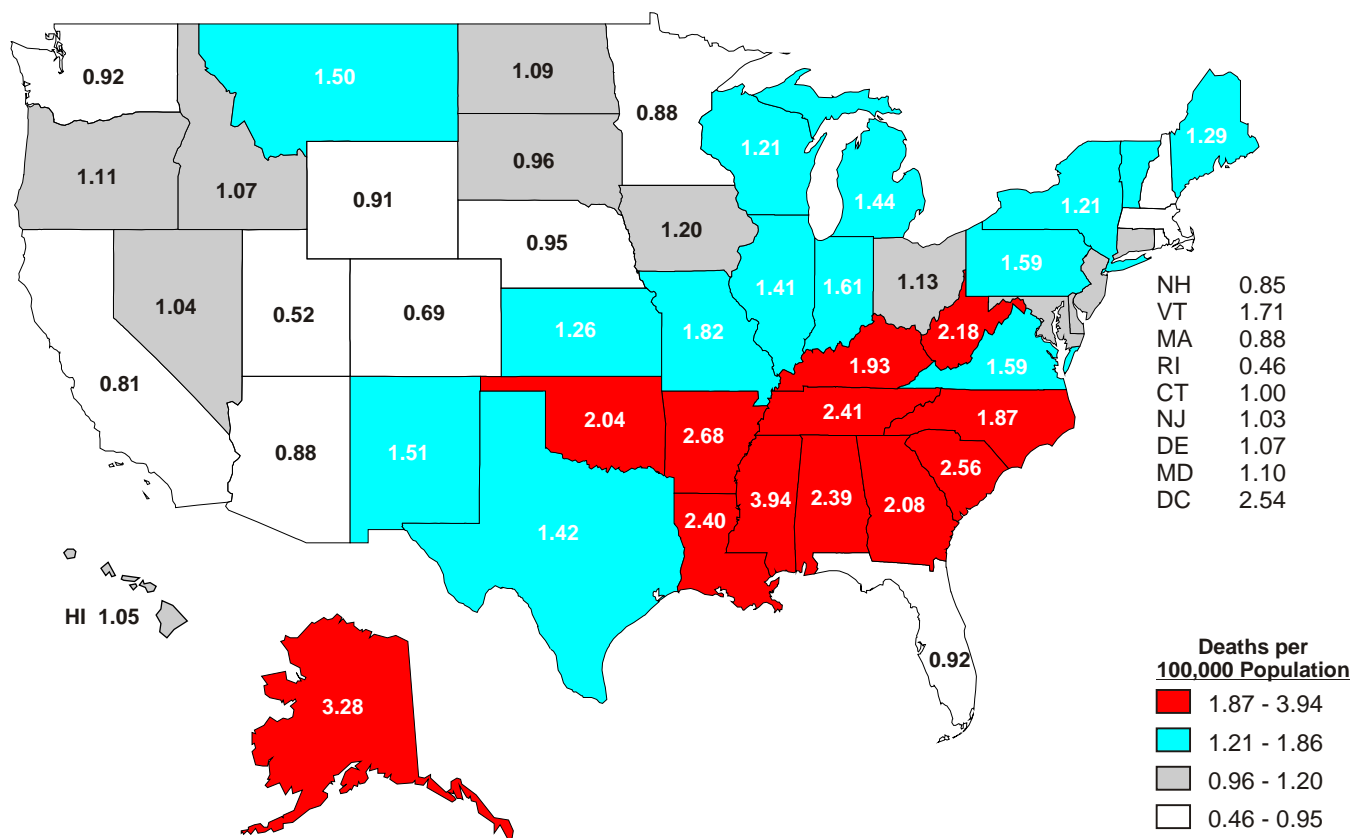
Unintentional Drowning Death Rates United States, 1996-1998



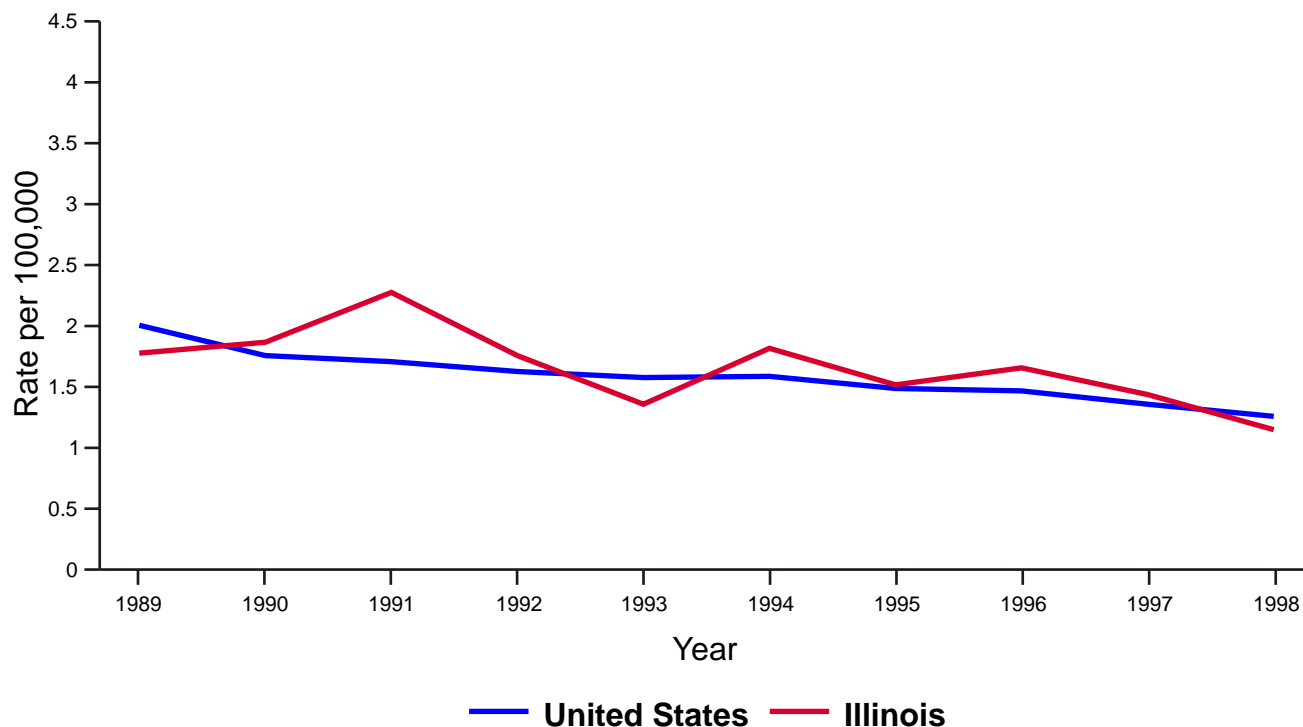
United States and Illinois 1989-1998



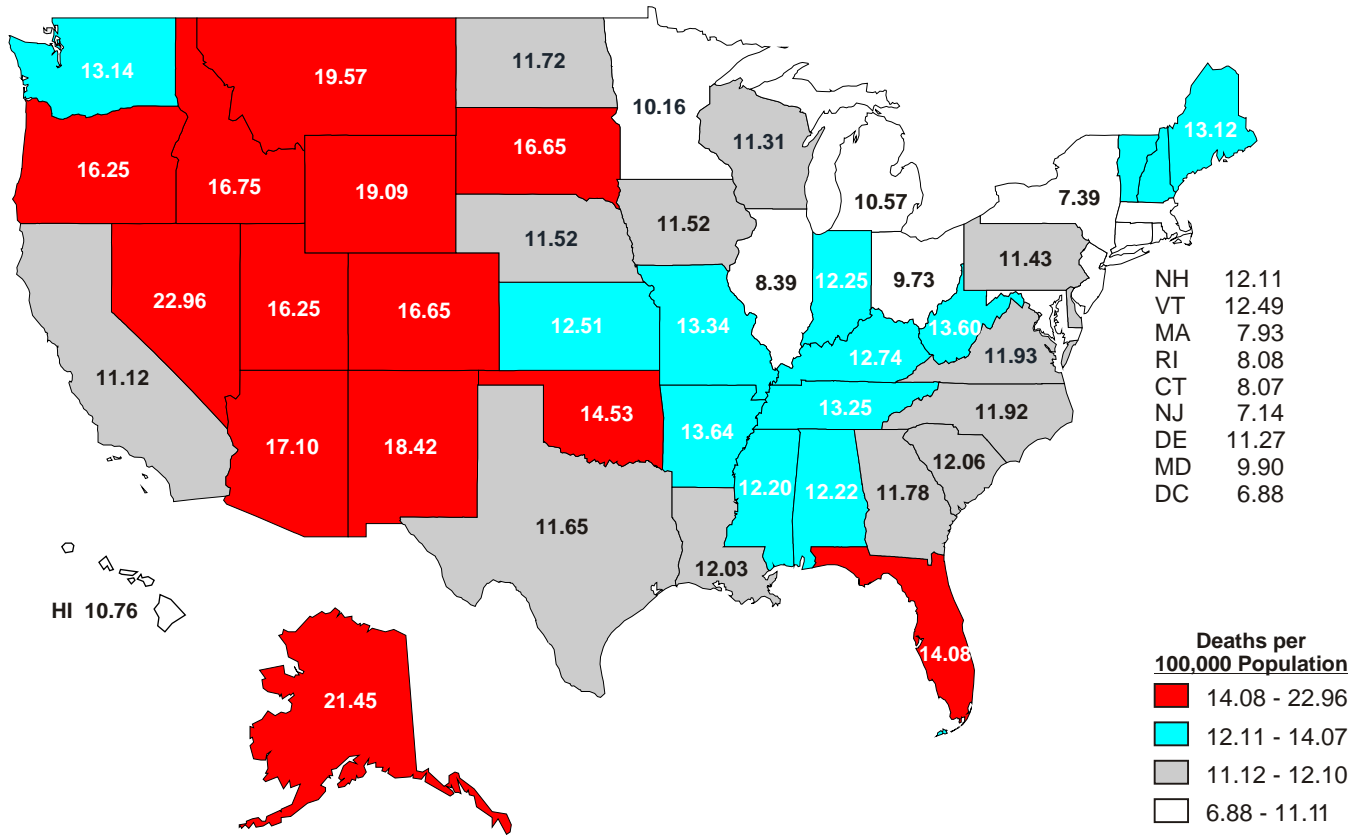
Unintentional Fire and Burn-Related Death Rates United States, 1996-1998



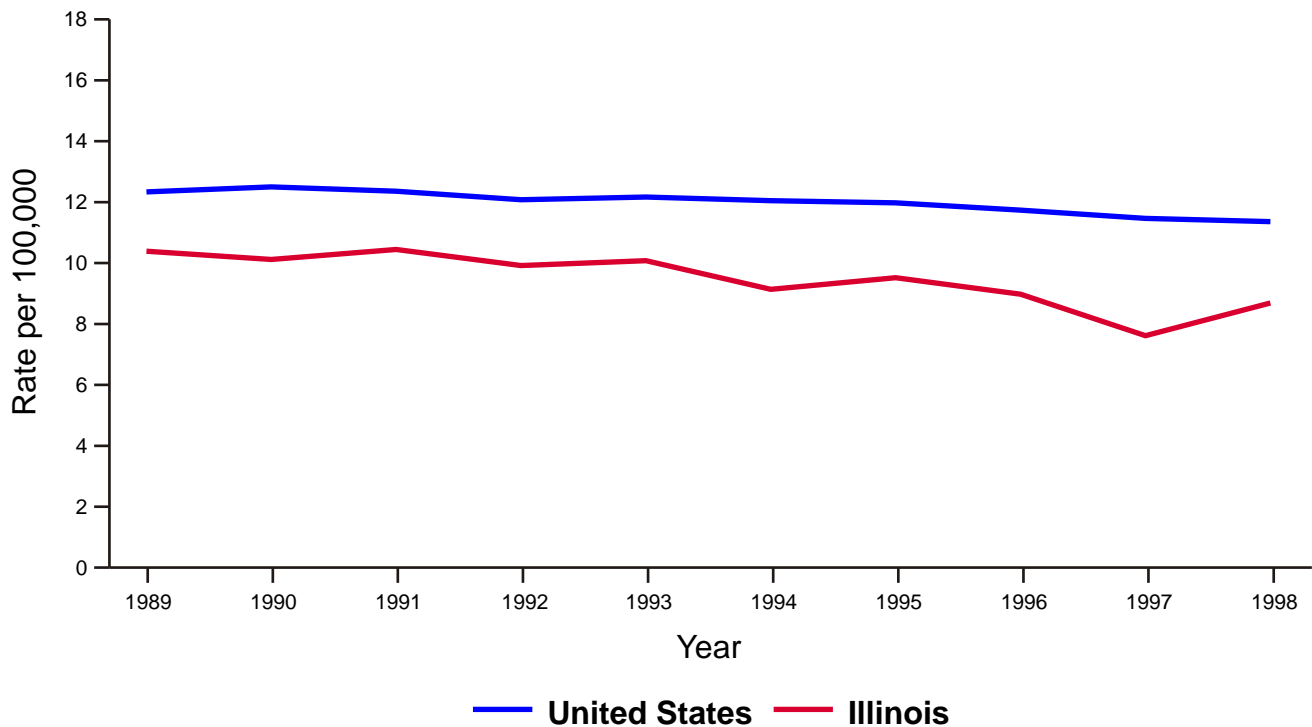
United States and Illinois 1989-1998



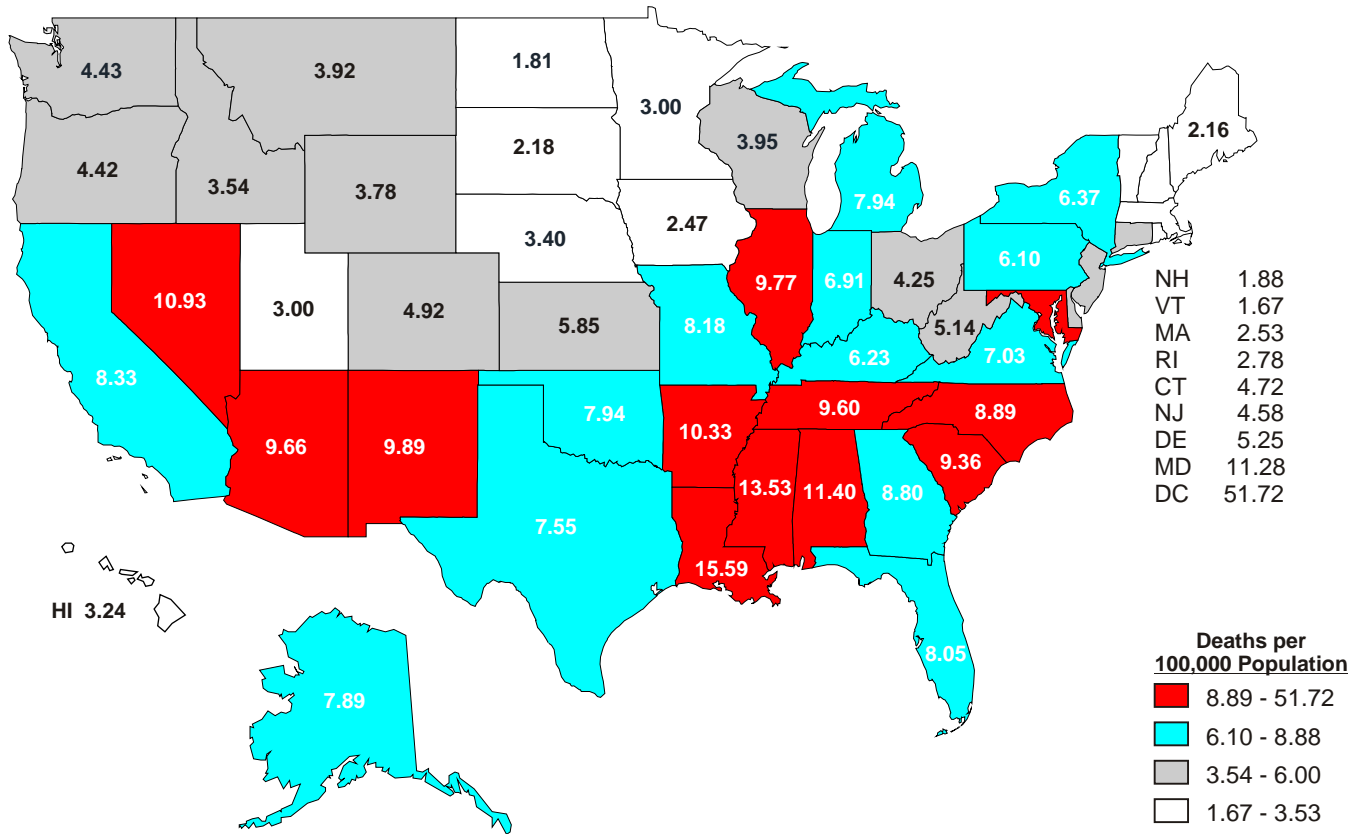
Suicide Death Rates United States, 1996-1998



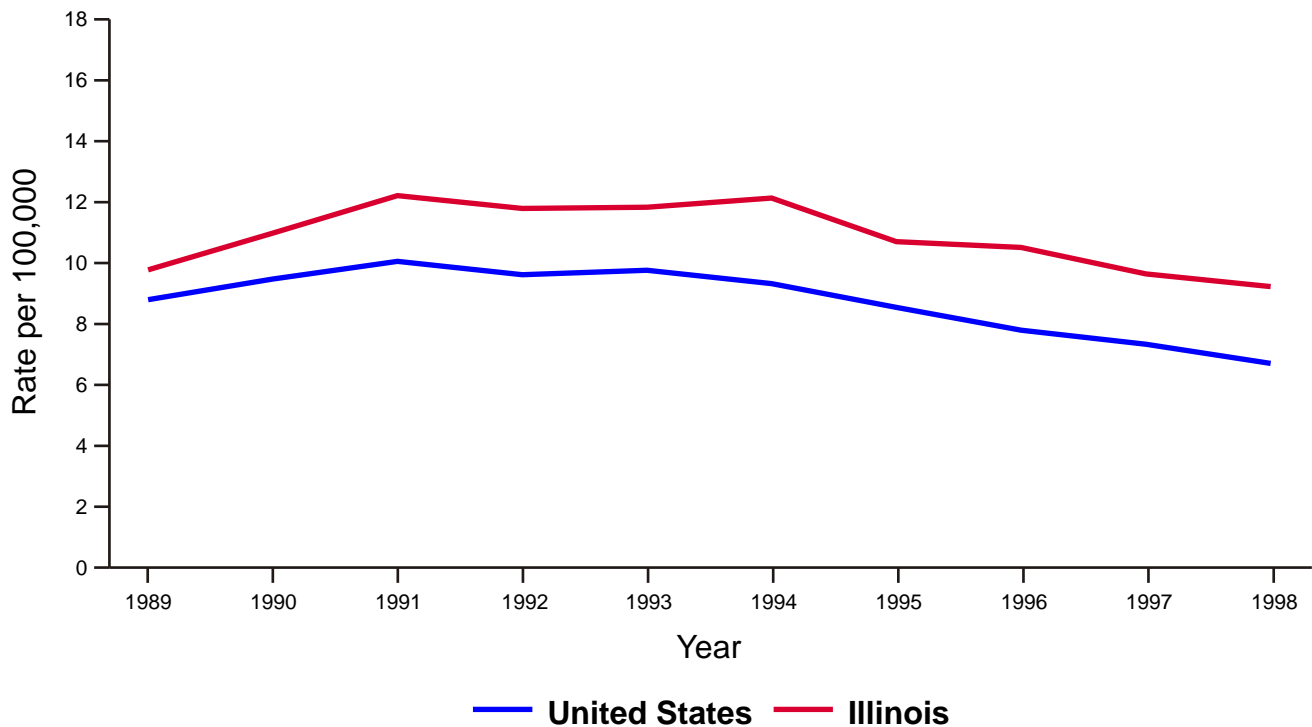
United States and Illinois 1989-1998



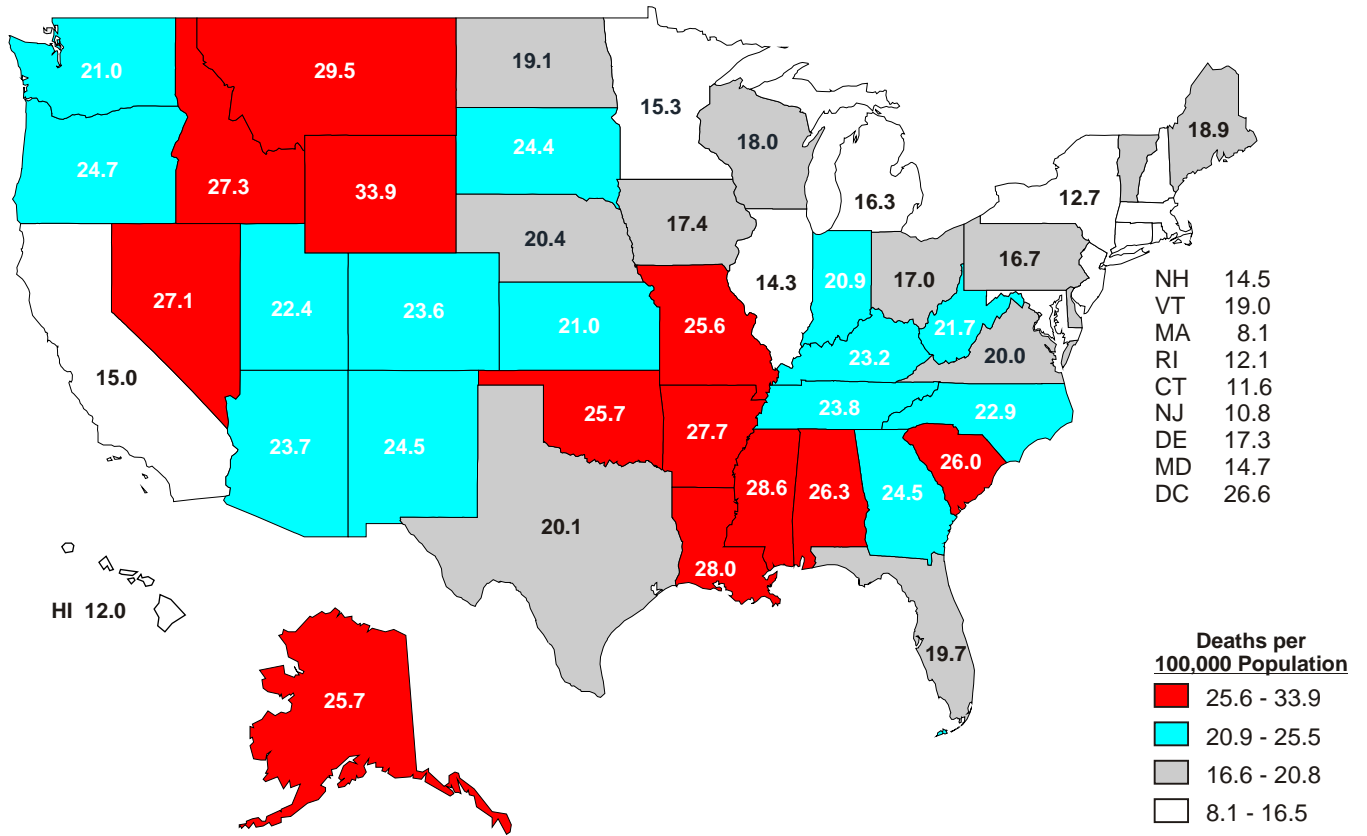
Homicide Death Rates United States, 1996-1998



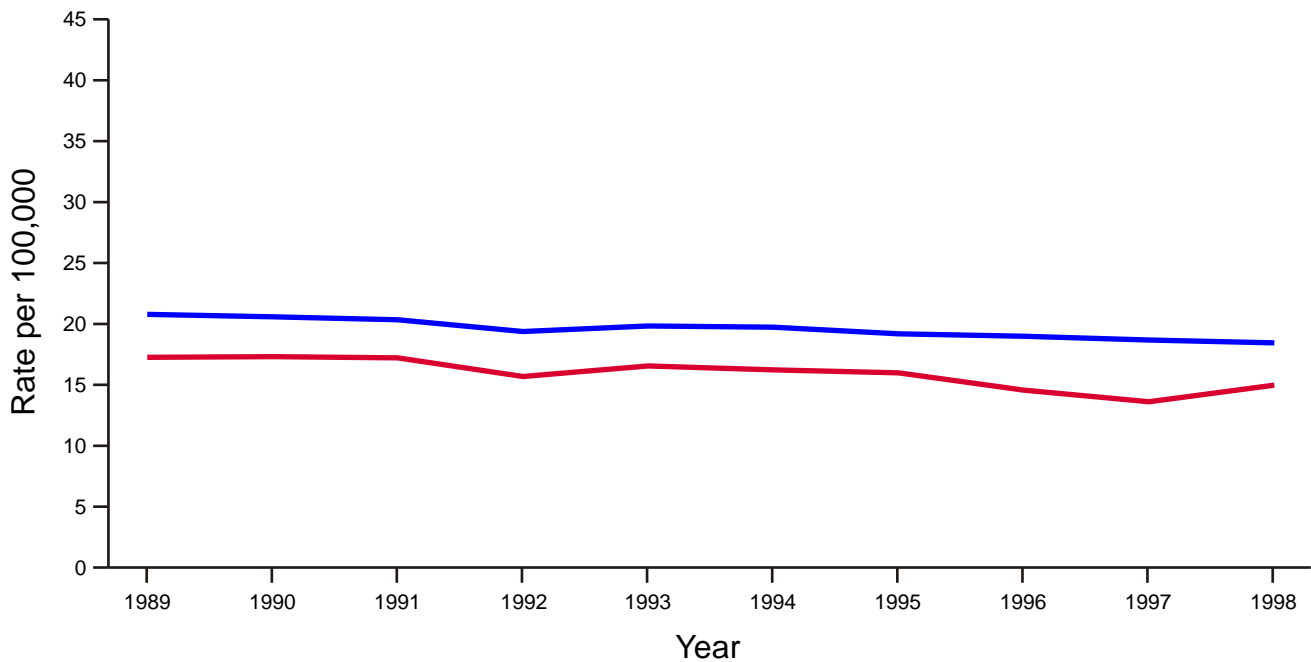
United States and Illinois 1989-1998



Traumatic Brain Injury-Related Death Rates* United States, 1996-1998



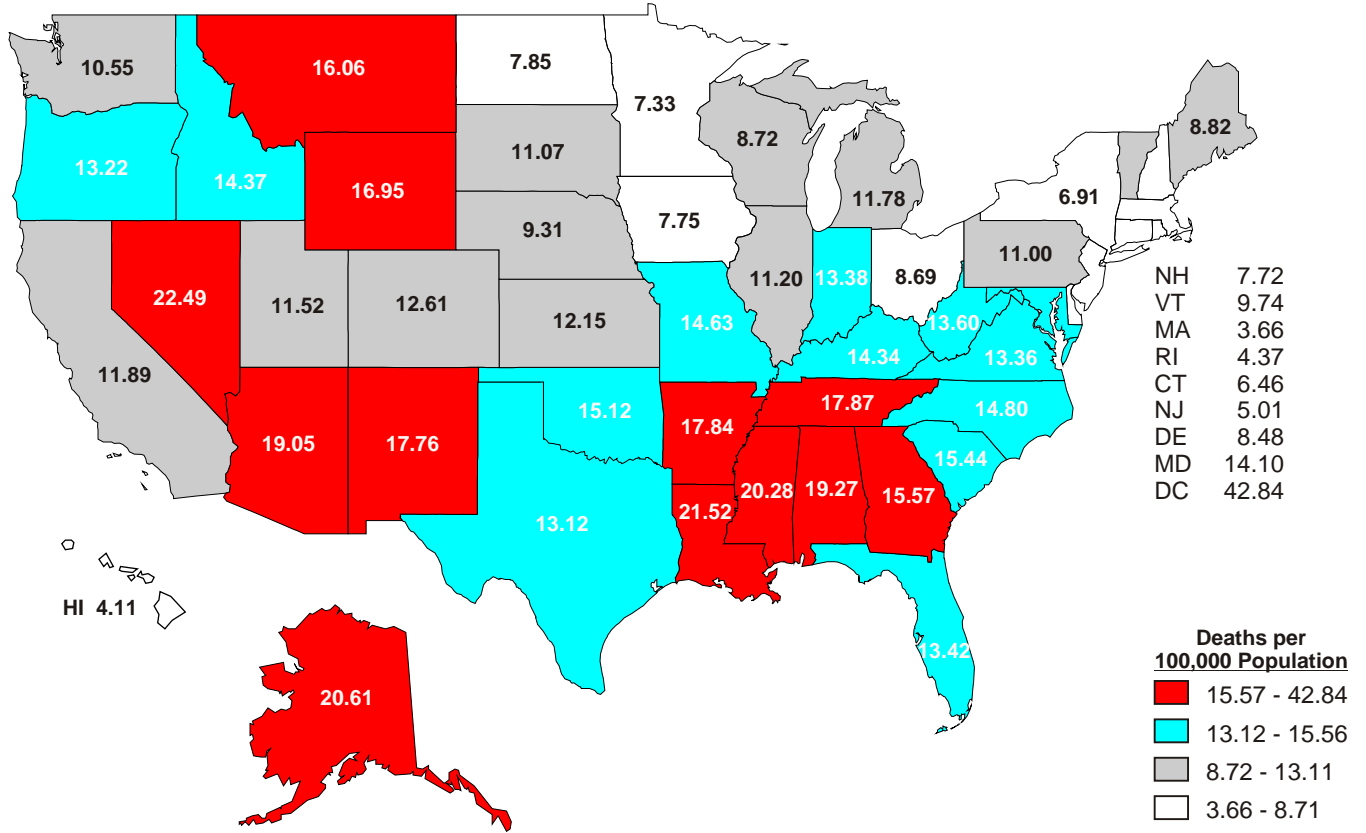
United States and Illinois 1989-1998



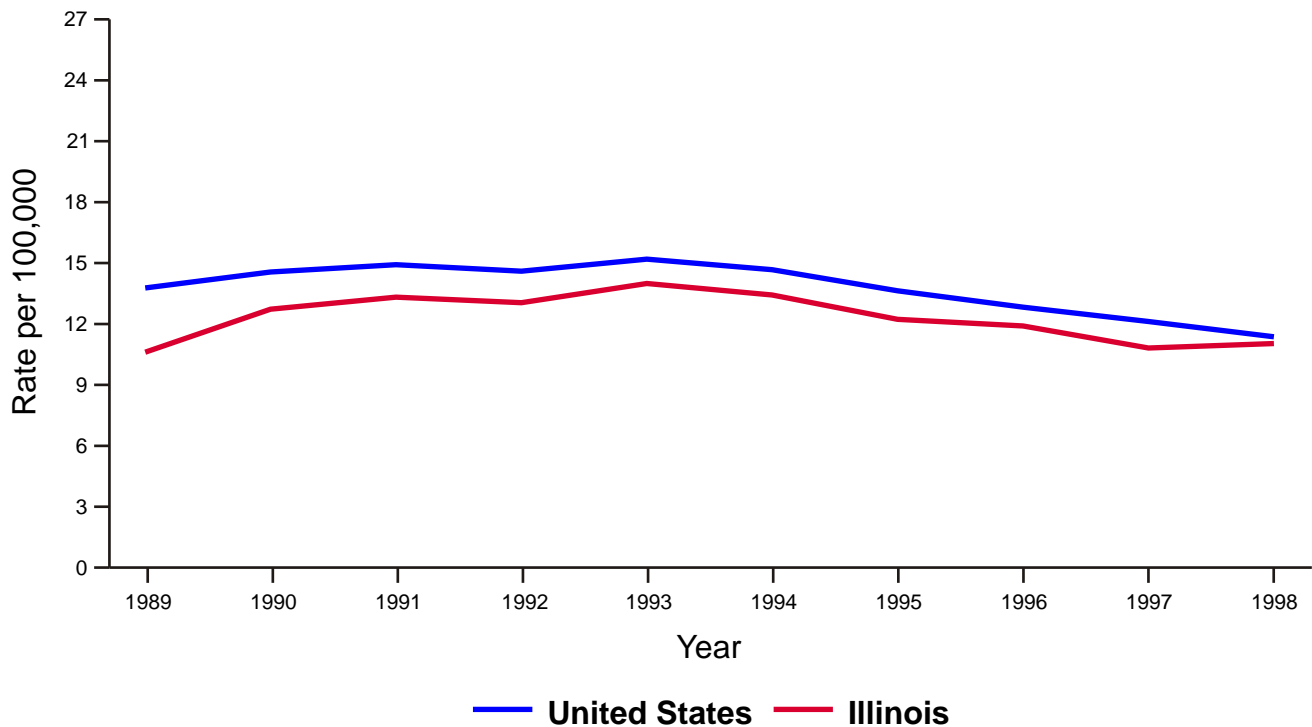
— United States — Illinois

* Includes unintentional and intentional deaths from motor vehicles, firearms, falls, and other causes (of determined and undetermined intent).

Firearm-Related Death Rates United States, 1996-1998

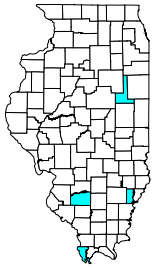


United States and Illinois 1989-1998

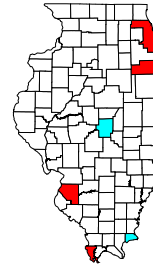


* Includes deaths from firearm suicide, firearm homicide, unintentional firearm-related deaths, and firearm-related deaths of undetermined intent.

Illinois 1989-1998



Motor Vehicle
1,623 Deaths/Year
 U.S. 16.4
 IL 13.8



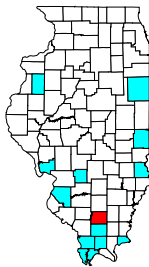
Homicides
1,312 Deaths/Year
 U.S. 8.7
 IL 10.9
 Excess Deaths/Year **250**



Falls
410 Deaths/Year
 U.S. 4.3
 IL 3.7



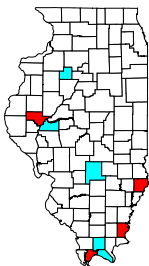
Suicides
1,100 Deaths/Year
 U.S. 12.0
 IL 9.5



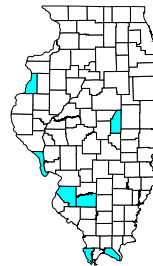
Fires/Burns
200 Deaths/Year
 U.S. 1.6
 IL 1.7
 Excess Deaths/Year **11**



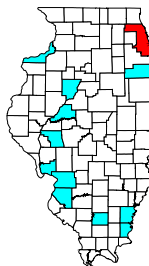
Firearms
1,462 Deaths/Year
 U.S. 13.7
 IL 12.2



Drownings
138 Deaths/Year
 U.S. 1.7
 IL 1.2



Traumatic Brain Injury
1,807 Deaths/Year
 U.S. 18.5
 IL 15.4



Poisonings
480 Deaths/Year
 U.S. 3.2
 IL 4.1
 Excess Deaths/Year **101**

Legend

At or above the 90th NATIONAL percentile

At or above the 75th but less than the 90th NATIONAL percentile

CDC-Funded Injury Control Projects

SAFER·HEALTHIER·PEOPLE™

CDC-Funded Injury Control Projects in ILLINOIS

CDC's National Center for Injury Prevention and Control (NCIPC) funds four programs in Illinois to build the state's ability to keep its citizens safe.

Core Injury Programs

State-Based Core Injury Program Development

Illinois is one of 23 states receiving CDC funding to establish a point of coordination for injury control efforts, assess injury data and surveillance resources within the state, and develop a state injury control plan. Illinois is one of 23 states in which CDC funding underwrites an injury control coordinator for injury program improvement. A core injury development program is a cooperative effort to develop or strengthen the capacity of state public health agencies to prevent and control injuries. These programs possess some combination of these features and tools:

- 1) injury prevention coordinator;
- 2) up-to-date profile of injuries within the state from existing data sources;
- 3) advisory structure to facilitate collaboration with public and private sector groups;
- 4) relationships with organizations, agencies, and individuals interested or experienced in injury prevention or control; and
- 5) a current plan for injury prevention and control based on the state's priorities.

The enhanced program will develop and distribute injury prevention materials electronically. It will also distribute information about evaluated, evidence-based injury program models that can support a public health approach. (*Illinois Department of Public Health*)

Intentional Injury

Evaluation Research Study in the Area of Aggression and Interpersonal Youth Violence

A multi-site evaluation study will assess the outcome and cost-effectiveness of a school-based violence prevention intervention that uses social and conflict resolution skills. This study will help determine whether middle-school interventions should promote anti-violence norms and behavioral practices that affect all children, whether they should target high-risk youth and families for intensive coordinated service or whether both approaches should be used.

(*University of Illinois*)

Coordinated Community Response to Violence Among Youth

This project responds to the high rates of youth violence and intimate partner violence in South Chicago. Through a community-based planning process, South Chicago United for Non-Violence will develop and evaluate an intervention to address identified risk factors for violence. Project staff will monitor activities through the use of attendance notes, meeting notes, minutes, rates of participation, and pre/post measurement forms. (*Metropolitan Family Services, Chicago*)

Rape Prevention and Education

A nationwide grant program providing resources to states for rape prevention and education programs conducted by rape crisis centers, State sexual assault coalitions, and other public and private nonprofit entities for:

- 1) educational seminars;
- 2) operation of hotlines;
- 3) training programs for professionals;
- 4) preparation of informational material;
- 5) education and training programs for students and campus personnel designed to reduce the incidence of sexual assault at colleges and universities;
- 6) education and training to increase awareness about drugs to facilitate rapes or sexual assaults; and
- 7) other efforts to increase awareness about, or to help prevent, sexual assault, including efforts to increase awareness in underserved communities and awareness among individuals with disabilities.

(Illinois Department of Public Health)

Notes

Notes