



News Release

Cooperating with the North Carolina Department of Agriculture and Consumer Services
PO Box 27767 - Raleigh, NC 27611 - 919-856-4394
E-mail: ncagstat@ncagr.gov

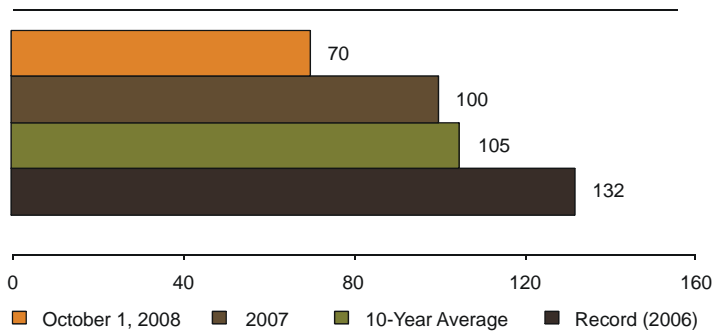
October 10, 2008

NORTH CAROLINA SOYBEAN PRODUCTION UP, CORN DOWN

Corn for Grain

- Yield is forecast at 70 bushels per acre, down 5 bushels from last month's forecast, down 30 bushels from last year, and the lowest in ten years.
- Production is forecast to total 58.1 million bushels, 43% less than last year.
- Harvested acres are forecast at 830,000, down 190,000 from 2007.

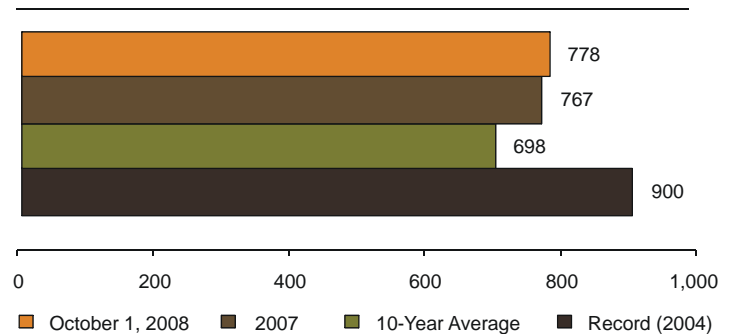
Corn For Grain Yield - (Bushels)



Cotton

- Yield is forecast at 778 pounds per acre, up from the final 2007 yield of 767 pounds per acre.
- Production is forecast at 710,000 bales, down 9% from last year's production of 783,000 bales.
- Harvested acres are expected to total 438,000 compared with 490,000 acres harvested in 2007.

Upland Cotton Yield - (Pounds)

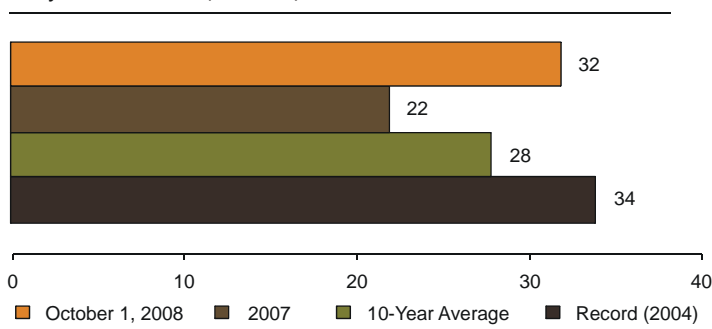


September 2008 Crop Weather: Precipitation during the month of September was heavy in the Coastal and Piedmont regions early in the month due to Tropical Storm Hannah. The mountains have received some precipitation throughout the month but it has been scattered. The rains in the coastal region delayed the harvest of corn and tobacco slightly but they have helped in the development of later harvesting crops. Temperatures during the month have been mostly normal.

Soybeans

- Yield is forecast to average 32 bushels per acre, up 4 bushels from last month's forecast and up 10 bushels from last year.
- Production is forecast to total 53.1 million bushels, up 75% from last year.
- Harvested area is projected at 1.66 million acres, up 20% from last year.

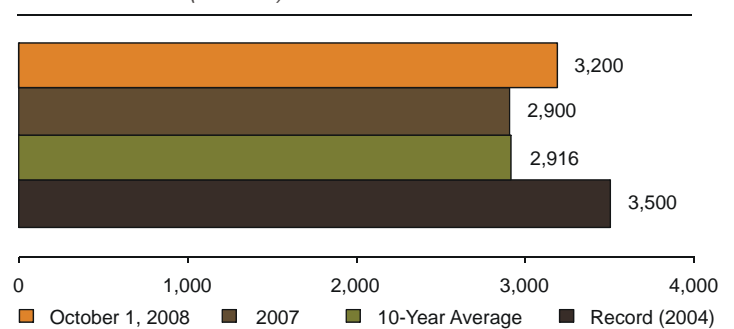
Soybean Yield - (Bushels)



Peanuts

- Yield per acre is forecast at 3,200 pounds, up 300 pounds from previous year.
- Production is forecast at 313.6 million pounds, up 20% from last year's production.
- Harvested area is projected at 98,000 acres, compared to 90,000 acres last year.

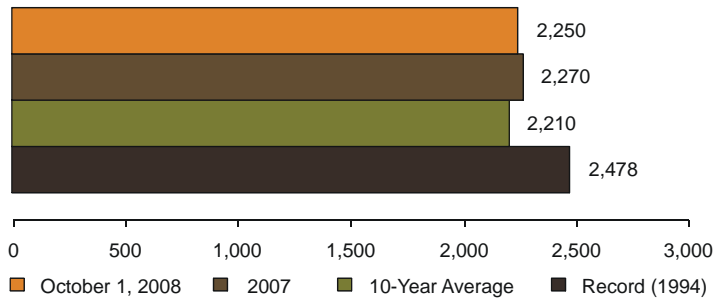
Peanut Yield - (Pounds)



Flue-cured tobacco

- Yield per acre is forecast at 2,250 pounds, down 20 pounds from last year.
- Production is forecast at 387 million pounds, 3% above the 376.8 million pounds produced in 2007.
- Acres for harvest are estimated at 172,000, up 6,000 acres from last year.

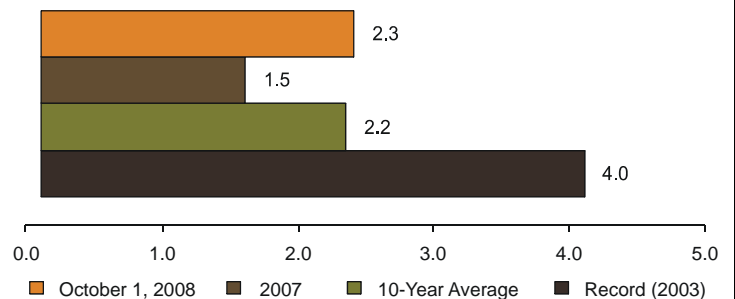
Flue-cured Tobacco Yield - (Pounds)



Other Hay

- Yield per acre is forecast at 2.3 tons, up .8 tons from last year.
- Production is forecast at 1.82 million tons, a 76% increase from the 1.04 million tons produced in 2007.
- Acres for harvest are estimated at 790,000, up 100,000 acres from last year.

Other Hay Yield - (Tons)



ACRES, YIELD AND PRODUCTION, OCTOBER 1, 2008

Crops	Unit	Harvested		Yield		Production		Percent Change
		2007	2008	2007	2008	2007	2008	
NORTH CAROLINA								
		<i>Thousand Acres</i>				<i>Thousands</i>		+/-
Corn for Grain	Bu.	1,020	830	100	70	102,000	58,100	-43
Cotton, Upland ¹	Lb.	490	438	767	778	783	710	-9
Hay: Other	Ton	690	790	1.5	2.3	1,035	1,817	+76
Peanuts	Lb.	90	98	2,900	3,200	261,000	313,600	+20
Soybeans for Beans	Bu.	1,380	1,660	22	32	30,360	53,120	+75
Tobacco: All	Lb.	170	175	2,255	2,239	383,420	391,800	+2
Tobacco: Flue Cured	Lb.	166	172	2,270	2,250	376,820	387,000	+3
Tobacco: Burley	Lb.	4	3	1,650	1,600	6,600	4,800	-27
		<i>Actual Acres</i>						
FRUITS:								
Apples ²	Lb.	6,800	³	25,400	³	60,000	165,000	+175
Pecans	Lb.	⁴	⁴	⁴	⁴	200	600	+200
UNITED STATES								
		<i>Thousand Acres</i>				<i>Millions</i>		
Corn for Grain	Bu.	86,542	79,197	151.1	154.0	13,074	12,200	-7
Cotton: All ¹	Lb.	10,489	7,755	879	849	19,206.9	13,711.0	-29
Hay: Other	Ton	39,955	39,661	1.95	1.99	77.7	79.1	+2
Peanuts	Lb.	1,195	1,494	3,076	3,298	3,675.3	4,927.7	+34
Soybeans for Beans	Bu.	64,141	75,479	41.7	39.5	2,675.8	2,983.0	+11
Tobacco: All	Lb.	356	356	2,191	2,261	779.9	804.9	+3
Tobacco: Flue Cured	Lb.	223	227	2,259	2,245	503.8	508.5	+1
Tobacco: Burley	Lb.	106	96	1,951	2,059	207.4	197.6	-5
		<i>Actual Acres</i>						
FRUITS:								
Apples ²	Lb.	363,440	³	25,100	³	9,113.9	9,242.2	+1
Pecans	Lb.	⁴	⁴	⁴	⁴	385.3	204.1	-47

¹ Production in 480-lb. net weight bales. ² Total production. ³ To be released January, 2009. ⁴ Not estimated.