


U.C. COOPERATIVE EXTENSION
SAMPLE COST TO ESTABLISH AND PRODUCE

WHEAT



MULCH IRRIGATED

IMPERIAL COUNTY – 2004

Prepared by:

Herman S Meister Farm Advisor, U.C. Cooperative Extension, Imperial County

For an explanation of calculations used for the study refer to the attached General Assumptions or call the author, Herman Meister, at the Imperial County Cooperative Extension office, (760)352-9474 or e-mail at hmeister@ucdavis.edu.

The University of California Cooperative Extension in compliance with the Civil Rights Act of 1964, Title IX of the Education Amendments of 1972, and the Rehabilitation Act of 1973 does not discriminate on the basis of race, creed, religion, color, national origins, or mental or physical handicaps in any of its programs or activities, or with respect to any of its employment practices or procedures. The University of California does not discriminate on the basis of age, ancestry, sexual orientation, marital status, citizenship, medical condition (as defined in section 12926 of the California Government Code) or because the individuals are disabled or Vietnam era veterans. Inquiries regarding this policy may be directed to the Personnel Studies and Affirmative Action Manager, Agriculture and Natural Resources, 2120 University Avenue, University of California, Berkeley, California 94720, (510) 644-4270.

University of California and the United States Department of Agriculture cooperating.

FOREWORD

We wish to thank growers, pest control advisors, chemical applicators and chemical dealers, custom farm operators, fertilizer dealers, seed companies, contract harvesters, equipment companies, and the Imperial County Agricultural Commissioner's office for providing us with the data necessary to compile this circular. Without their cooperation we could not have achieved the accuracy needed for evaluating the cost of production for the field crop industry in Imperial County.

The information presented herein allows one to get a "ballpark" idea of field crop production costs and practices in the Imperial County. Most of the information was collected through verbal communications via office visits and personal phone calls. The information does not reflect the exact values or practices of any one grower, but are rather an average of countywide prevailing costs and practices. Exact costs incurred by individual growers depend upon many variables such as weather, land rent, seed, choice of agrichemicals, location, time of planting, etc. No exact comparison with individual grower practice is possible or intended. The budgets do reflect, however, the prevailing industry trends within the region.

Overhead usually includes secretarial and office expenses, general farm supplies, communications, utilities, farm shop, transportation, moving farm equipment, accountants, insurance, safety training, permits, etc. Eleven to 13% of the total of land preparation, growing costs and land rent was used to estimate overhead. Hourly rates vary with each crop depending on the workman's compensation percentages.

Since all of the inputs used to figure production costs are impossible to document in a single page, we have included extra expense in man-hours or overhead to account for such items as pipe setting, motor grader, water truck, shovel work, bird and rodent control, etc. Whenever possible we have given the costs of these operations per hour listed on the cultural operations page. Some custom operators have indicated that they are instituting a "fuel surcharge" to reflect "spikes" in fuel cost.

Not included in these production costs are expenses resulting from management fees, loans, providing supervision, or return on investments. The crop budgets also do not contain expenses encumbered for road and ditch maintenance, and perimeter weed control. If all the above items were taken into account, the budget may need to be increased by 7-15%.

Where applicable we have used terminology that is commonly used in the agricultural industry. These terms are compiled in a glossary at the end of the circular. We feel that an understanding of these terms will be useful to entry-level growers, bankers, students and visitors.

Herman S Meister, Agronomy Advisor &
Senior Editor

Contributors:

Eric T. Natwick
Tom A. Turini
Khaled M. Bali
Juan N. Guerrero
Keith Mayberry, Emeritus

**2004-2005 Tillage & Harvest Rates
IMPERIAL COUNTY**

**HEAVY TRACTOR WORK & LAND
PREPARATION**

<u>OPERATION</u>	<u>\$/ACRE</u>
Plow.....	32.00
Subsoil 2 nd gear.....	45.00
Subsoil 3 rd gear.....	38.00
Landplane.....	14.00
Triplane.....	12.00
Chisel 15".....	26.00
Wil-Rich chisel.....	17.00
Big Ox.....	25.00
Slip plow.....	43.00
Mark/disc borders.....	10.50
Make cross checks (taps).....	6.75
Break border.....	6.50
Stubble disc/with cultipack.....	22.50/24.50
Regular disc/with cultipack.....	13.00/15.00
List 30"-12 row/40" 8 row.....	16.50
Float.....	11.50
Dump (scraper) borders.....	18.25
Corrugate.....	14.00

LIGHT TRACTOR WORK

Power mulch dry.....	27.50
Power mulch with herbicide.....	31.00
Shape 30" 6-row / 40" 4-row.....	12.75/12.75
Plant sugar beets & cotton 30"/40".....	17.00/15.00
Plant vegetables.....	20.00
Mulch plant wheat.....	20.25
Plant alfalfa (corrugated).....	18.50
Plant alfalfa (beds).....	19.00
Plant bermudagrass.....	13.75
Plant with drill (sudangrass, wheat).....	14.75
Plant corn slope.....	17.00
Cultivate 30"/40" beds 4-row.....	16.00/14.00
Spike 30"/40" beds 4-row.....	13.00/11.00
Spike and furrow out 30"/40" 4-row.....	14.00/12.00
Furrow out 30"/40" beds 4-row.....	13.00/11.00
Lilliston 30" 6-row / 40" 4-row.....	14.00/14.00
Lilliston 30" 6 row / 40" 4-row/ herb.....	15.50/15.50
Inj fert & fur out 30"/ 40" beds 4-row.....	16.50/14.50
Fertilize dry & fur out 30"/ 40" 4-row.....	17.00/15.00
Inject fertilizer flat.....	15.00
Broadcast dry fertilizer.....	8.00
Ground spray 30"/40" 8-row.....	12.00
Chop cotton stalks 30"/40"beds.....	16.00/14.00
List 80" melon beds.....	20.00
Plant 80" melon slope beds.....	22.00

Back fill furrow (melons).....9.5

Cultivate 80" melon slope beds.....	18.00
Center 80" melon beds.....	17.00
Re-run 80" melon beds.....	11.00
Inject fertilizer & furrow out 80" melon beds.....	18.00
Bust out 80" melon beds.....	12.00

HARVEST COSTS-FIELD CROPS

BY UNIT

Windrow alfalfa seed.....	17.50/acre
Combine alfalfa seed.....	41.00/acre
Swath bermudagrass.....	13.75/acre
Rake bermudagrass.....	5.50/acre
Swath sudangrass.....	11.25/acre
Rake sudangrass.....	6.00/acre
Swath alfalfa.....	8.75/acre
Rake alfalfa.....	5.00/acre
Bale (all types of hay- small bale).....	0.70/bale
Haul & stack hay – small bale.....	0.27/bale
Bale (large bale 4X4).....	7.50/bale
Haul & stack big bale.....	3.50/bale
Load with hay squeeze.....	62.50 / load
Dig sugar beets.....	2.65/clean ton
Haul sugar beets.....	2.50/clean ton
Combine wheat16.00 per acre + 0.60 /cwt. over 1 ton	
Haul wheat.....	5.00/ton
Combine bermudagrass seed 1st time.....	42.50/acre
Combine bermudagrass seed 2nd time.....	26.50/acre
Haul bermudagrass seed (local).....	175/load
Pick Cotton 1 st /2 nd03cts/lb/35.00/acre

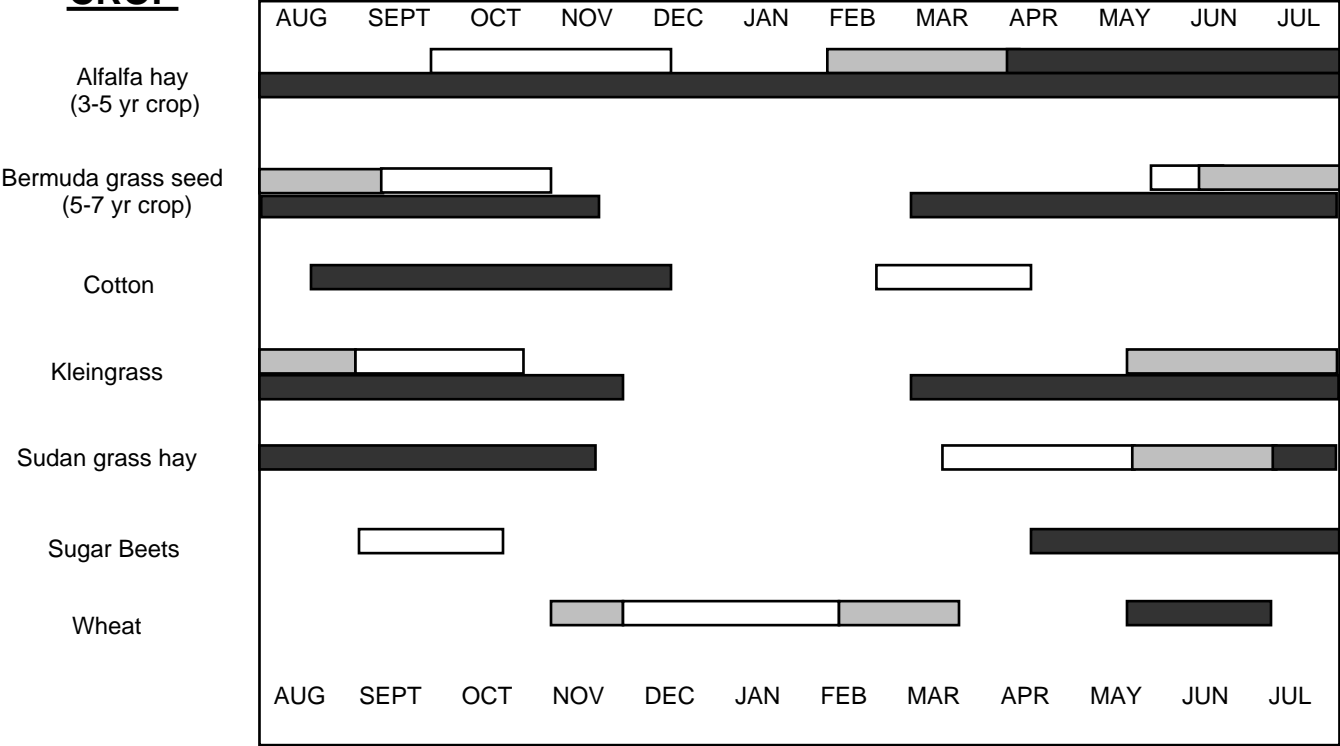
MISCELLANEOUS RATES BY THE HOUR

\$/HR

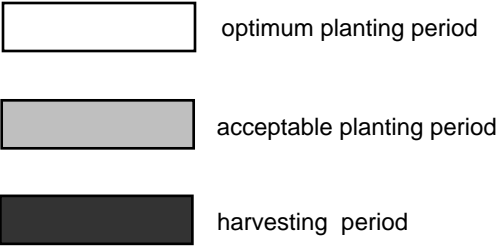
Motor grader.....	55.00
Backhoe.....	50.00
Water truck.....	40.00
Wheel tractor.....	35.00
Scraper.....	36.00
Versatile.....	60.00
D-6.....	56.00
D-8.....	73.00
Buck ends of field.....	35.00
Pipe setting (2 men).....	38.00
Laser level.....	90.00
Work ends (disc out rotobucks).....	40.00

FIELD CROPS PLANTING & HARVESTING CALENDAR IMPERIAL VALLEY, CALIFORNIA

CROP

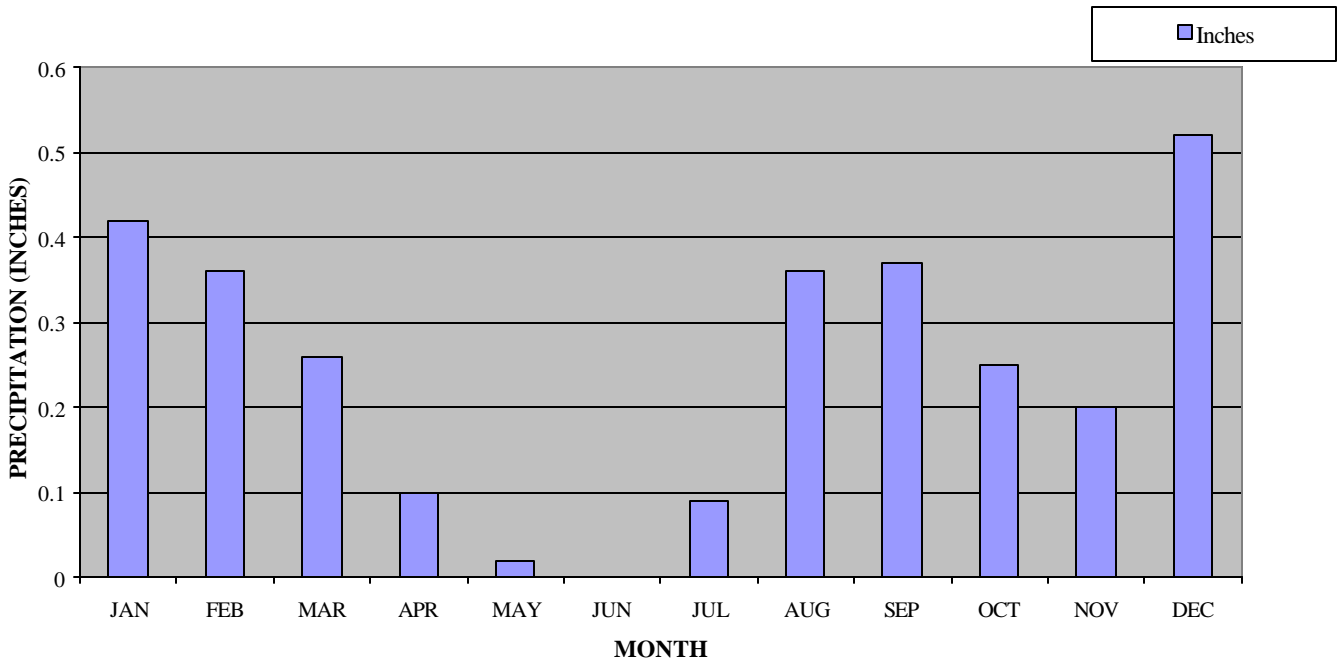
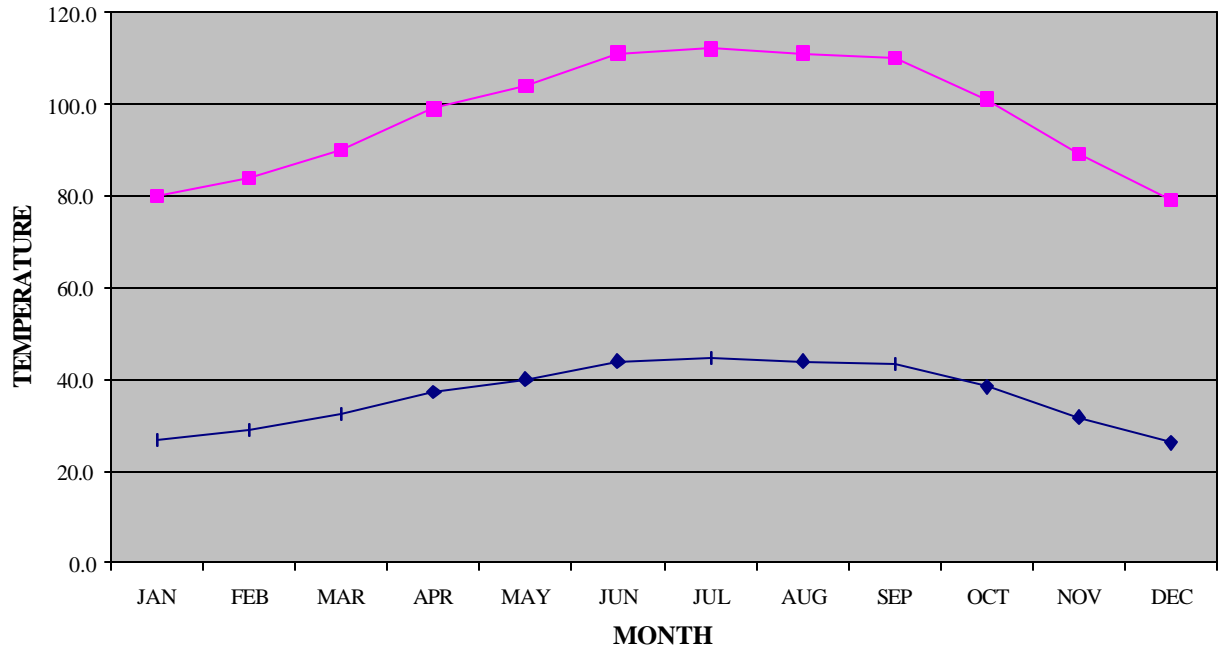
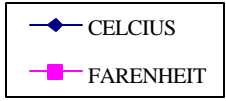


MONTH



IMPERIAL COUNTY WEATHER

Imperial Irrigation District
81 year average (1914-1994)



IMPERIAL COUNTY WHEAT PRODUCTION COSTS 2004-2005
Mulch planted 80 ACRES

Mechanical operations at prevailing rates. Labor at \$9.45 /hr. (\$6.75 plus SS, workman's compensation, unemployment and fringe benefits)

Yield-3.0 tons per acre. Days to maturity 90-170 days.

OPERATION	Prevailing Rate	MATERIALS		HAND LABOR		COST Per Acre
		Type/Amount	Cost	Hours	Dollars	
LAND PREPARATION						
Stubble disc/ ring roller	24.50					24.50
Disc/ ring roller	15.00					15.00
Inject fertilizer	15.00	100 lb N (NH3)	22.00			37.00
Triplane	12.00					12.00
Mark/disc borders	10.50					10.50
Float	11.50					11.50
Cross checks	6.75					6.75
TOTAL LAND PREPARATION COSTS						117.25
GROWING PERIOD						
Preplant much irrigation		1.0 ac-ft	16.00	1	9.45	25.45
Mulch soil for planting	12.50					12.50
Mulch planting	20.25	150lb seed @ 0.21	31.50			51.75
Plant borders	5.00					5.00
Irrigate 5X		2.5 ac-ft	40.00	1.5	18.90	58.90
Fertilize 3x (water-run)		200 lb N (NH3)	44.00			44.00
TOTAL GROWING PERIOD COSTS						197.60
GROWING PERIOD & LAND PREPARATION COSTS						314.85
Land rent (net acres)						125.00
Cash overhead--	12 % of growing period & land rent					52.78
TOTAL PREHARVEST COSTS						492.63
HARVEST COSTS						
Combine		3 tons @ \$15.00/ac + 0.60/ cwt over 1 ton				38.30
Haul		3 tons@ 5.00 /ton				15.00
Wheat Commission Assessment	0.035 /cwt					2.10
TOTAL HARVEST COSTS						55.40
TOTAL ALL COSTS						548.03

PROJECTED NET GAIN (\$/ ACRE)

CWT (per acre)	Price/cwt (\$)					Break-even (\$/cwt)
	6.00	7.00	8.00	9.00	10.00	
40	-290	-250	-210	-170	-130	13.25
50	-238	-188	-138	-88	-38	10.77
60	-187	-127	-67	-7	53	9.11
70	-135	-65	5	75	145	7.93
80	-83	-3	77	157	237	7.04



IMPERIAL COUNTY WHEAT CULTURE 2004-2005

Annual acreage, yields, and value of wheat in
Imperial County, CA for five consecutive years

Year	Acres	Yield/Acre (tons)	Value/Acre
2003	66,034	3.39	\$504
2002	48,148	3.23	\$425
2001	46,620	3.30	\$430
2000	55,504	3.17	\$408
1999	44,303	3.06	\$361

(Source: I.C. Agricultural Commissioner's Reports)

PLANTING DATES, RATES AND DEPTH: Optimum planting dates for high wheat yields are from December 1 through January 15. Seeding rates range from 100-150 pounds per acre. If the crop is irrigated to emergence, plant the seed 3/4 to 1" inch deep. When wheat is planted in mulch, seed should not be planted deeper than 3-4 inches.

VARIETIES: Desert Durum® is a trademark used for locally grown durum wheat that commands a premium in the marketplace. Commonly planted varieties include Kronos and Orita. Much of the durum wheat is used for making semolina flour for pasta.

FERTILIZATION: Imperial Valley soils usually contain sufficient phosphorus for wheat production. This is especially true if phosphate fertilizer has been applied to other crops in the rotation (i.e., vegetables). In a wheat-sudangrass rotation, phosphate fertilizer, if used, should be applied to the wheat. Wheat generally needs 250-300 pounds of actual nitrogen per acre, depending on the previous crop. Less nitrogen is needed when wheat follows early winter vegetables or alfalfa. For good yield and quality, nitrogen fertilizer should be split into 3 applications—at preplant, tillering, and boot stage.

IRRIGATION: The pre-mulch irrigation should be heavy. Subsequent irrigations should be sufficient to maintain good growth and avoid plant stress. The last irrigation may be applied as late as the medium dough stage of grain development in the heads. Later irrigations are of no benefit once the stem below the head has begun to change to a straw color.



WEED CONTROL: Weeds need to be controlled in irrigated wheat to increase the grain yield and reduce the weed population in following crops. Often wheat planted in the mulch does not require weed control due to crop competition. Consult your PCA or Weed Science Farm Advisor for herbicides that are available for use.

PEST CONTROL: Aphids are the primary insects that may cause serious damage to wheat. Greenbug and the Russian wheat aphid occasionally cause severe damage if not controlled. Occasionally, the armyworm, *Pseudaletia unipuncta* (Haworth), causes damage to foliage early enough in the cycle of the plant to warrant control.

Leaf rust of wheat, which is caused by *Puccinia recondita*, has occurred in the Imperial Valley on durum wheat. However, a yield loss due to this disease has not been documented. Fungicide applications may be warranted if the disease appears prior to emergence of the flag leaf ligule.

Dark and shriveled kernels characterize “black point” or “kernel smudge”. Germination and market value of the wheat is decreased. Several fungi may be involved including *Alternaria*, *Fusarium* and *Helminthosporium* species. Other diseases include powdery mildew (*Erysiphe graminis*), foot rot (*Fusarium graminearum*), root rot (*Helminthosporium sativum*), and needle nematode (*Longidorus africanus*).

HARVESTING: Wheat harvest begins mid-May and continues through mid-June. Commercial harvesting companies normally do the harvesting. In addition to local companies, there are many custom harvesters who travel from the Midwest.



GLOSSARY

- 10% Bloom** stage of growth in alfalfa when 10% of the stems are flowering.
- Bale or Baling** Compacting dried alfalfa or grass into a compact package usually weighing 100-120 lbs.
- Bed** Mounded soil that is shaped and used for planting; beds are separated by furrows.
- Berry** see *kernel*
- Big Ox®** A chisel with 7 shanks used to rip soil 18-24 inches deep.
- Blacken the beds** To thoroughly wet/darken a bed with irrigation water applied in furrows.
- Black point** Darkened, sometimes shriveled embryo end of wheat seed; caused by several fungi including *Alternaria*, *Fusarium*, and *Helminthosporium*; also called kernel smudge.
- Bleach** Loss of green color in hay due to sun exposure.
- Boot stage** Stage of wheat development when the sheath surrounding the inflorescence expands.
- Break borders** To tear down flat flood borders or flat crop borders.
- Broadcast** To spread seed on the soil surface.
- Buck ends of field** The remaking of beds at the end of a field in order to channel when beds at the end of a field are destroyed due to insufficient turn around space for farm equipment.
- Chisel** A tractor-mounted, knifelike implement used to rip soil 15-20 inches deep.
- Corrugation** Ridges made in soil to control the flow of water down a field (mini-beds). Name stems from the resemblance to corrugated sheet metal.
- Crimping** Mechanical operation used to crush stems of hay for better curing.
- Cross checks** Small dikes at perpendicular angles to borders used for water diversion into a field; also called taps.
- Cultipacker** A farm implement used to break up clods of soil; consists of groups of knobbed metal rings stacked together; also called a ringroller.
- Cultivate** To work beds after planting in order to control weeds, loosen soil, and allow for application of fertilizer
- Custom rate** The value assigned to a cultural operation by farmers or contractors for cost accounting; normally includes the cost of the operator.
- Cwt of CWT** One hundred pounds
- Damping-off** A fungal disease of seedlings
- Dough stage** Stage of wheat kernel development, when kernels are mature, but not hardened.
- Dormant varieties** Alfalfa varieties which do not produce much growth in cold weather.
- Drill** Type of planter used for cereals.
- Dump borders** See *scraper borders*
- Eagle beak** Type of planter shoe shaped like an eagle's beak used in mulch planting crops such as wheat.
- Float** A large, wooden frame pulled with a tractor for rough leveling of the soil surface.
- Flood irrigation** A method of irrigation where water is applied a field by gravity; the water is channeled by earth borders that are usually 70-200 feet apart.
- Full bloom** Alfalfa blooming at maximum potential.
- Furrow irrigation** A method of irrigation where water is applied to fields by gravity flow, down furrows; the water enters the bed by capillary action.
- Furrow out** The movement of soil from furrows to beds by tractor-mounted shovels; removes impediments to irrigation water.
- Grated pipe** Large diameter pipes used to deliver low pressure water to each furrow; used to keep head end of field dry for cultivation or harvesting.
- Green chop** Alfalfa that is cut green and dehydrated for making alfalfa pellets.
- Ground spray** The application of an agrichemical by a tractor-mounted sprayer.
- Inject fertilizer** The application of liquid or liquid fertilizer in the top or sides of a bed.
- Irrigate up** To irrigate a crop to emergence.
- Kernel smudge** See *black point*.
- Landplane** A large, tractor-pulled land leveling machine.
- Laser level** A land surface leveler that uses a laser guiding device to maintain an accurate grade.
- Layby** To apply an herbicide or other agrichemical at the last opportunity to enter a field with a tractor prior to harvest.
- Lilliston** A rolling cultivator with curved tines which uses ground speed to assist in working up the soil surface in order to destroy weeds.
- Listing** Throwing soil into a mound to make beds.
- Lodge** Cereals falling over due to the weight of the seed and lack of stem strength.
- Motor grader** A large grader normally used to cut tail ditches for draining off excess surface water.

- Mulch plant** Planting seed into moist soil; no additional irrigation needed to germinate crop.
- Noncruciferous** Any crop other than members of the cabbage family (e.g., broccoli, brussels sprouts, cauliflower, etc.)
- Nondeterminant** Describes a plant's growth habit; plant size is not determined and may increase (within limits) as long as proper growth conditions exist.
- Off types** Plant types whose characteristics differ from those of the true variety.
- Pipe setting** Installing 2-inch plastic tubes through a soil berm with a hydraulic ram; the pipes are used to control the flow of irrigation water.
- Pinch wheel** Type of sugar beet harvester which grasps the beet leaves by pinching.
- Planting to stand** Planting the same number of seeds as the desired number of plants in a field.
- Plow** To mix soil by inversion.
- Power mulch** A tractor-mounted, power rototiller.
- Pull borders** To make flood berms used to channel the flow of surface applied water.
- Punching pipe** see *pipe setting*.
- Raking** Rolling hay to a windrow in order to dry, or combining windrows.
- Random flow planter** A non-precision planter; seed drop is regulated by agitating the seed in a hopper over a hole; planting rate depends upon hole size and tractor speed.
- Rank growth** Excessive growth.
- Roll beds** To roll a large, metal roller over the tops of beds in order to firm them prior to thinning.
- Rototill** To mechanically mix soil.
- Row** A line of plants or a bed with a single line of plants.
- Scald** Death of plants due to excessive soil moisture during period of high temperature causing lack of oxygen to the plant roots; e.g., alfalfa, bermuda grass, and sudan grass.
- Scraper borders** Method of making borders without leaving low spots in soil within the area to be planted; helps to prevent water puddling thus preventing scald and root diseases.
- Seed line** A line down a bed in which seeds are planted.
- Semolina flour** Flour made from Durum wheat and used to make pasta.
- Shatter** Loss of grain from the seed heads prior to harvest, often caused by wind or moisture.
- Sidedress** To place pesticides or fertilizers in a band next to a row of plants.
- Slip plow** An implement pulled by a caterpillar and used to make deep cuts into the soil whereby soil from below is carried upward into the cut; used to improve drainage.
- Solitary bees** Type of bee used for pollination which lives alone, not in colonies.
- Spike** The running of tractor-mounted shanks into the soil or beds to improve aeration and drainage.
- Spike wheel** Type of sugar beet harvester using long metal spikes to penetrate the beets and hold them while lifting them out of the ground.
- Stand** The density of plants in a field after emergence.
- Stubble disc** An implement used to chop crop residue and incorporate it into the soil; the blades are scalloped unlike a standard disc..
- Subbing** Irrigation method where water is applied to a field in furrows and allowed to travel across beds by capillary action.
- Subsoil** The pulling of large, hard-faced shanks through the soil up to 42 inches deep; used to shatter soil layers and improve drainage, and leach salts.
- Top crop** Cotton bolls set at the top of the plant; the late crop.
- Triplane** A smaller, three-wheeled version of a *landplane*.
- Versatile** A large 4-wheel drive tractor used to pull discs and other implements.
- Water back** Irrigate again, often after sprinkling.
- Water fun** An application of an agrichemical in irrigation water (i.e., furrow irrigation).
- Wil-rich chisel plow** An implement used to work wet or moist soils prior to making beds.
- Windrow** Forage cut from the plants and raked into a single line for curing and baling.
- Work ends** Miscellaneous field operations including use of a motor grader to cut a tail ditch for irrigation drain water; or bucking ends and pipe punching.
- Yellowberry** wheat kernels that are yellow rather than the normal opaque; usually the result of insufficient, nitrogen fertilization.