

**Giant knotweed**

*Polygonum sachalinense*

**Bohemian knotweed,**

*Polygonum bohemicum*

**Japanese knotweed,**

*Polygonum cuspidatum*



**Giant knotweed**

Photo from Erickson Weed  
Diagnostic Laboratory,  
University of Idaho



**Bohemian knotweed**

**Giant knotweed**

- Flowers are perfect and fertile
- Leaf base heart-shaped

**Bohemian knotweed**

- Recently described, classified as hybrid between giant and Japanese knotweed
- Inflorescence upright

**Japanese knotweed**

- Leaf base flat
- Inflorescence leaning

Photos by Timothy W. Miller

**Japanese knotweed**



## Japanese/Bohemian knotweed



Look for:  
Zig-zag stem  
Swollen nodes  
Sheathing stipules  
Large, ovate leaves  
**Truncate leaf base**  
Purple-spotted stem  
Plants to 8 feet tall



Photos by Timothy W. Miller

## Giant knotweed




**Giant knotweed**  
leaves grow to a foot  
long and are more  
elongate than  
Japanese/ Bohemian

Stems may exceed 12 feet  
tall and are usually thicker  
and less mottled than  
Japanese/ Bohemian  
knotweed




**Knotweeds, Bohemian,  
Giant and Japanese**


Leaves of giant (lower)  
and Japanese/Bohemian  
(upper) knotweeds



Photos by Timothy W.  
Miller



Hairs on margin and on underside  
of leaf



No (few) hairs on  
margin or on underside  
of leaf