

















GOVERNMENT-WIDE				
GOALS ACHIEVED	OVERALL GRADE			
1/5	<ul style="list-style-type: none"> Government-wide achievements exceeded the SDB goal Government-wide progress was made in all socio-economic categories 17 agencies met their small business goals 15 agencies met their SDB goal 13 agencies met their WOSB goal 10 agencies met their HUBZone goal 5 agencies met their SDVOSB goal 			
SMALL BUSINESS GRADE				
 YELLOW	FY2006/FY2007 % GOAL	FY2006 SMALL BUSINESS ACHIEVEMENTS	FY2007 SMALL BUSINESS ACHIEVEMENTS	ACHIEVEMENT PROGRESS
	23%	22.83% (\$77,670,193,958)	22% (\$83,274,930,252)	 GREEN
SOCIO-ECONOMIC GRADES				
SDB	FY2006/FY2007 % GOAL	FY2006 SMALL BUSINESS ACHIEVEMENTS	FY2007 SMALL BUSINESS ACHIEVEMENTS	ACHIEVEMENT PROGRESS
 GREEN	5%	6.76% (\$22,990,411,137)	6.58% (\$24,906,169,393)	 GREEN
WOSB	FY2006/FY2007 % GOAL	FY2006 SMALL BUSINESS ACHIEVEMENTS	FY2007 SMALL BUSINESS ACHIEVEMENTS	ACHIEVEMENT PROGRESS
 RED	5%	3.41% (\$11,616,080,319)	3.41% (\$12,925,553,234)	 GREEN
HUBZONE	FY2006/FY2007 % GOAL	FY2006 SMALL BUSINESS ACHIEVEMENTS	FY2007 SMALL BUSINESS ACHIEVEMENTS	ACHIEVEMENT PROGRESS
 RED	3%	2.11% (\$7,162,086,648)	2.24% (\$8,462,735,569)	 GREEN
SDVOSB	FY2006/FY2007 % GOAL	FY2006 SMALL BUSINESS ACHIEVEMENTS	FY2007 SMALL BUSINESS ACHIEVEMENTS	ACHIEVEMENT PROGRESS
 YELLOW	3%	.87% (\$2,959,810,185)	1.01% (\$3,815,922,586)	 GREEN
ACHIEVEMENT CRITERIA				
 GREEN	THE AGENCY MUST MEET 100% OF ITS GOAL			
 YELLOW	THE AGENCY MUST MEET 90-99% OF ITS SMALL BUSINESS GOAL			
 RED	THE AGENCY DID NOT MEET 90-99% OF ITS SMALL BUSINESS GOAL			
ACHIEVEMENT PROGRESS CRITERIA				
 GREEN	THE AGENCY MUST HAVE MADE THEIR GOAL OR MADE PROGRESS IN UNMET GOAL SINCE FY2006 (DOLLARS, PERCENTAGE, OR 3 YEAR ACHIEVEMENT AVERAGE (FY2005-FY2007).			
 YELLOW	FY2007 GOAL ACHIEVEMENT DOLLARS OR PERCENTAGE IS WITHIN 10% OF FY2006 ACHIEVEMENT OR 3 YEAR ACHIEVEMENT AVERAGE (FY2005-FY2007).			
 RED	THE AGENCY DID NOT MAKE PROGRESS IN UNMET GOAL			