

1

2 **INORGANIC PHOSPHORUS FORMS AND EXTRACTABILITY**

3 **IN ANAEROBICALLY DIGESTED DAIRY MANURE**

4 **K. Güngör and K. G. Karthikeyan**

5 The authors are **K. Güngör**, Graduate Student, and **K. G. Karthikeyan**, **ASAE Member Engineer**, Assistant Professor,
6 Biological Systems Engineering, University of Wisconsin, Madison, Wisconsin. **Corresponding author:** K. G. Karthikeyan,
7 460 Henry Mall WI 53706, phone: 608-262-9367; fax: 608-262-1228; e-mail: kkarthikeyan@wisc.edu.
8
9

10 **ABSTRACT.** *On-farm anaerobic treatment is used for solids, odor and pathogen removal, and energy*
11 *recovery. Research on anaerobic treatment of manure has focused on the influence of different process*
12 *configurations and operational variables. Not much information is available on the effect of this treatment*
13 *method on phosphorus (P) dynamics, which needs to be understood as manure nutrient management is a*
14 *fundamental issue in agricultural non-point source pollution control. This study combines macroscopic*
15 *experiments and chemical equilibrium modeling (Mineql+) to evaluate changes in P extractability and forms*
16 *after anaerobic digestion of dairy manure. The objective of this study was to investigate the effect of different*
17 *inoculum-to-substrate ratios (ISRs) on water extractable P (WEP) and the inorganic solid phases controlling P*
18 *solubility. Dairy manure (substrate) and digested dairy manure (inoculum) were collected from an on-farm*
19 *anaerobic digester. High ISR (HIS: ISR= 2.0) and low ISR (LIS: ISR= 0.3) samples were prepared on a volatile*
20 *solids basis. These samples were subjected to mesophilic digestion in batch reactors without mixing for 120 d. A*
21 *serial extraction method with extractant-to-manure ratios (EMRs) of 3-127 was used on the treated and*
22 *untreated manure. Anaerobic treatment only decreased WEP from LIS extracts at EMR values of 3 and 7 by 28*
23 *% and 24 %, respectively. WEP in all other serial extracts of treated manure was higher regardless of ISR and*
24 *EMR. Mineql+ simulations of the serial extraction data showed that struvite, beta-tricalcium phosphate (beta-*
25 *TCP), and octacalcium phosphate (OCP) were the probable phases controlling P levels. Phosphorus solubility*
26 *was controlled by struvite at lower EMRs (3-15) in the HIS extracts before and after anaerobic digestion. For*
27 *the LIS system, struvite was in equilibrium with P for the same EMR range only after anaerobic digestion. An*
28 *OCP- or beta-TCP-like phase controlled P solubility at higher EMR values.*

29 **Keywords.** *dairy manure, anaerobic digestion, phosphorus extractability, volatile solids destruction, serial*
30 *and repeated extractions, inoculum-to-substrate ratios, calcium and magnesium phosphates.*

31 **1. INTRODUCTION**

32 Management of nutrients generated on animal farms has been receiving significant attention
33 because of their oversupply, especially with phosphorus (P) on farm and near livestock housing.
34 Physical and chemical treatment are being considered for on-site removal or immobilization of manure
35 P. In addition to these technologies, anaerobic treatment of animal manure has been investigated due
36 to the following potential benefits: (i) conversion of organic solids to biogas and renewable energy,
37 (ii) mitigation of odor problems, and (iii) pathogen reduction (Zhang et al., 2000; Sung and Santha,
38 2003).

39 Phosphorus extractability and the dominant inorganic phases controlling its solubility in
40 anaerobically digested animal manure have not been investigated in detail. First specific objective of
41 this study is to determine changes in water extractability of P after anaerobic (mesophilic) digestion of
42 dairy manure. Phosphorus availability is quantified in this study in terms of water-extractable P (WEP)
43 using independent serial (i.e., mimicking single storm events) extraction method. Serial extraction
44 refers to single-step extraction of the same sample batch with varying extractant-to-manure ratios
45 (EMRs). The second objective is to elucidate the dominant inorganic P solid phases controlling its
46 solubility using chemical equilibrium modeling with Mineql+ (Westall et al., 1976), a geochemical
47 equilibrium software.

48 **2. MATERIALS AND METHODS**

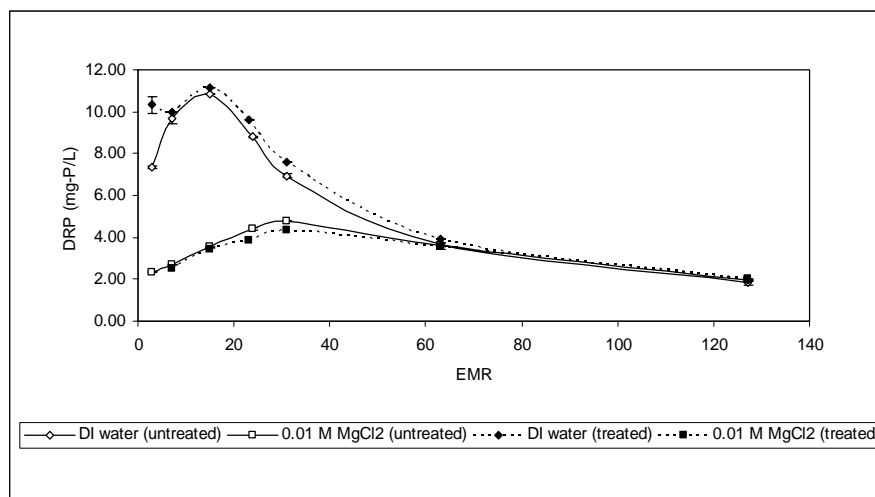
49 Samples were collected from a dairy farm with a full-scale anaerobic treatment system in
50 Markesan, WI. In this system, manure is collected using a flush system, conveyed to a mesophilic,
51 mixed plug-flow anaerobic digester after screening, and finally digestate is subjected to solid
52 separation using a screw press. The “substrate” sample was collected from the pit located before the
53 screen. “Inoculum” was sampled from the effluent stream of the screw press. Batch anaerobic
54 digestion was performed at two extreme inoculum-to-substrate ratios (ISRs), determined on a volatile
55 solids (VS) basis, of 0.3 (low ISR; LIS) and 2.0 (high ISR; HIS). Serial extraction was used to extract
56 P from anaerobically treated and untreated manures using 1-h extraction time. All analytical

57 measurements were performed using the *Standard Methods* (APHA, 1995). Electrical conductivity,
58 pH, dissolved calcium, dissolved magnesium, ammonium data of the serial extracts were combined
59 with background concentrations of other manure components (e.g., sodium, potassium, chloride,
60 volatile fatty acids, and bicarbonate). This data was used in detailed Mineql+ simulations to
61 investigate probable P solid phases affecting P availability.

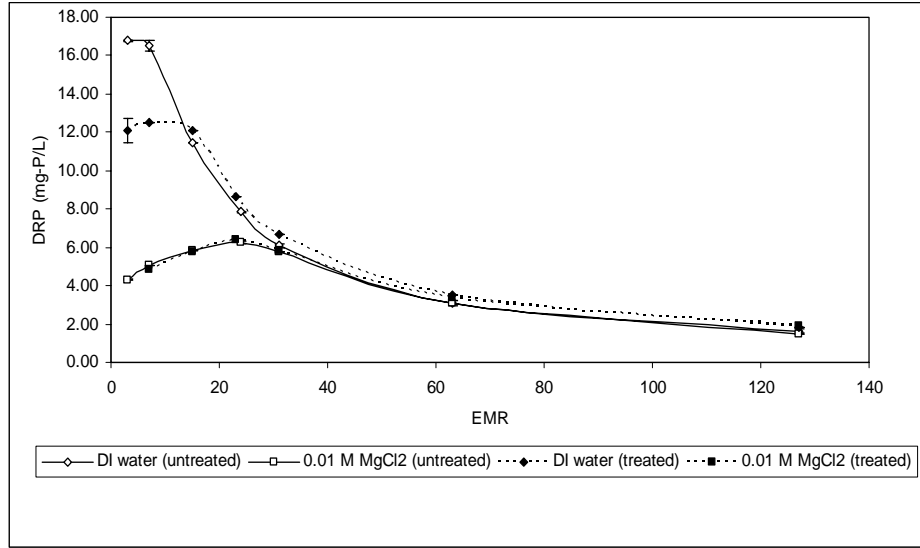
62 3. RESULTS AND DISCUSSION

63 a) Phosphorus Extraction:

64 Phosphorus extractability after anaerobic treatment is influenced by both the ISR and EMR
65 values (Fig. 1 and 2). At the lowest EMR of 3, while P extractability by deionized water increased
66 significantly (40%) after anaerobic digestion (Fig. 1) for the HIS system (Dissolved reactive P (DRP)
67 concentration increased from 7.36 mg P L⁻¹ to 10.34 mg P L⁻¹), the converse was true for the LIS
68 system (Fig. 2). Anaerobic treatment decreased DRP concentration in the LIS extracts by 28 and 24
69 percent at EMR values of 3 and 7, respectively (Fig. 2). At EMR values between 15 and 127, a slight
70 increase in P extractability occurred for the both the ISR values (5-15 % for the LIS system; 8-9 % for
71 the HIS system).



72
73 **Figure 1. Dissolved reactive P (DRP) concentration in the high inoculum-to-substrate ratio (HIS)**
74 **extracts as a function of extractant-to-manure ratio (EMR) for treated and untreated manure.**
75



76

77 **Figure 2. Dissolved reactive P (DRP) concentration in the low inoculum-to-substrate ratio (LIS)**
 78 **extracts as a function of extractant-to-manure ratio (EMR) for treated and untreated manure**
 79

80 Interestingly, DRP levels extracted by 0.01 mole L⁻¹ MgCl₂ were not affected by anaerobic
 81 digestion and were significantly lower than those obtained in the DI water extracts up to an EMR of 63
 82 and 31 for the HIS and LIS systems, respectively. Our hypothesis is that the presence of Mg in the
 83 extractant suppressed dissolution of P from an existing solubility-controlling Mg-P solid phase in the
 84 manure. At the highest EMR of 127, anaerobic treatment resulted in a slightly higher P extractability;
 85 average P extractability for the treated manure is 80 and 81% for the HIS and LIS systems,
 86 respectively, whereas the corresponding levels were 74 and 72% for the untreated manure.

87 **b) Mineql+ Modeling:**

88 Preliminary Mineql+ simulations showed that octacalcium phosphate (OCP), dicalcium
 89 phosphate dihydrate (DCPD), dicalcium phosphate anhydrous (DCPA), beta-tricalcium phosphate (β-
 90 TCP), and struvite were the probable P-containing solid phases in dairy manure. These phases were
 91 used in the detailed simulations (i.e., including important manure components in the background) to
 92 investigate the efficacy of probable solid phases to capture P release trends.

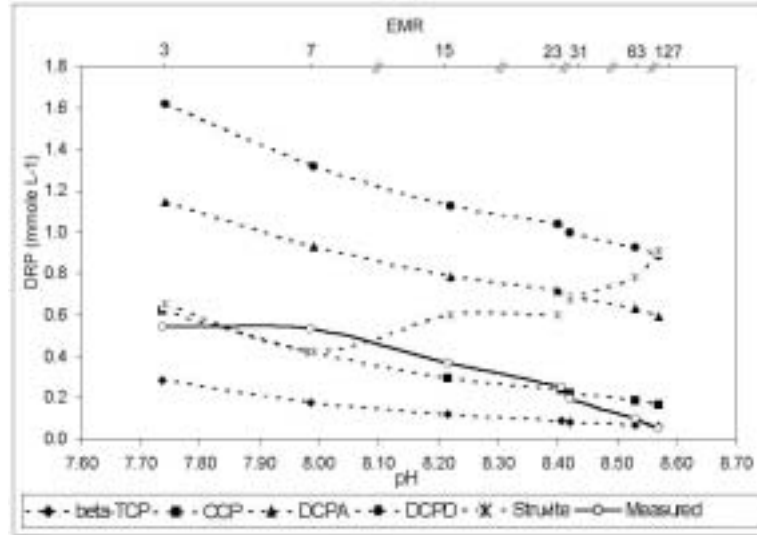
93 Measured DRP concentrations were in agreement with the concentrations dictated by struvite,
 94 OCP, and β-TCP phases, respectively, in ascending EMR order (data not shown). Struvite captured P

95 release trend between EMR of 3 and 15 whereas an OCP/ β -TCP-like phase appeared to determine
96 DRP concentrations between EMR of 15 and 127 in HIS extracts. Anaerobic digestion did not have an
97 impact on the probable phases and their stability ranges of the HIS extracts.

98 Although the probable phases controlling P solubility during serial extraction of the untreated
99 LIS samples were the same as those determined for HIS, the effect of increasing amounts of the
100 extractant (i.e., deionized water) was different. In undigested LIS extracts, P solubility controlling
101 phase varied from OCP (EMR = 3) to OCP or struvite (EMR = 7) and β -TCP at the highest EMR (Fig.
102 3). After anaerobic treatment, DRP levels in equilibrium with struvite was in close agreement with
103 measured DRP concentrations ($3 < \text{EMR} < 15$) indicating it was more stable in the digested manure
104 (Fig. 3 and 4).

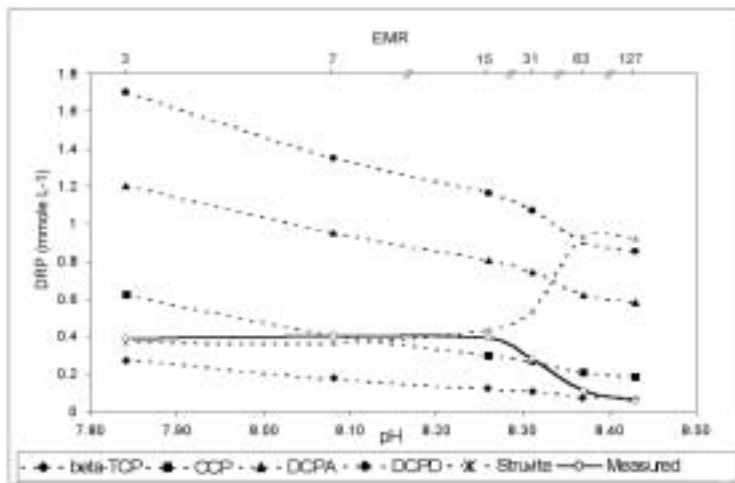
105 **4. CONCLUSIONS**

106 Anaerobic digestion approximately increased dairy manure WEP by 15 percent at highest
107 EMR. Effect of anaerobic digestion on the WEP was dependent on ISR at lowest EMR. Phosphorus
108 solubility controlling phase shifted from more soluble Mg-P to sparingly-soluble Ca-P phases as the
109 EMR increased. Struvite, OCP, and β -TCP determined P availability in similar EMR ranges of the
110 untreated and treated HIS extracts. On the other hand, struvite controlled DRP over a wider range of
111 EMR values (3-15) in the treated LIS extracts compared to the untreated samples. Dissolved reactive P
112 was controlled by an OCP- or β -TCP-like phase at higher EMR (> 31) values in all serial extracts.
113 Anaerobic treatment did not change the predominant P solid phases.



114

115 **Figure 3. Simulated (equilibrium with various Ca phosphate phases and struvite) and measured**
 116 **DRP concentrations in LIS extracts before anaerobic digestion**



117

118 **Figure 4. Simulated (equilibrium with various Ca phosphate phases and struvite) and**
 119 **measured DRP concentrations in LIS extracts after anaerobic digestion.**

120 **5. REFERENCES**

121 APHA. 1995. Standard Methods for the Examination of Water and Wastewater. 19th ed. Washington,
 122 D. C.: APHA, AWWA, and WPCF.

123 Sung, S. and H. Santha. 2003. Performance of temperature-phased anaerobic digestion (TPAD) system
 124 treating dairy cattle wastes. Water Res. 37:1628-1636.

- 125 Westall, J. C., J. L. Zachary and F. M. M. Morel. 1976. MINEQL: A computer program for the
126 calculation of chemical equilibrium composition of aqueous systems. Tech. Note 19. Ralph M.
127 Parsons Lab., Dep. Civil Eng., Massachusetts Inst. Technol., Cambridge, MA.
- 128 Zhang, R. H., J. Tao and P. N. Dugba. 2000. Evaluation of two-stage anaerobic sequencing batch
129 reactor systems for animal wastewater treatment. Trans. ASAE. 43: 1795-1801.