



# DEPARTMENT OF DEFENSE BASE STRUCTURE REPORT FISCAL YEAR 2007 BASELINE (A Summary of DoD's Real Property Inventory)



OFFICE OF THE DEPUTY UNDER SECRETARY OF DEFENSE  
(INSTALLATIONS & ENVIRONMENT)

**Department of Defense  
Base Structure Report (BSR)  
FY 2007 Baseline**

<b>I.</b>	<b>INTRODUCTION .....</b>	<b>DoD-2</b>
<b>II.</b>	<b>CONTENT AND ORGANIZATION .....</b>	<b>DoD-2</b>
<b>III.</b>	<b>DATA SOURCES AND DEFINITIONS.....</b>	<b>DoD-3</b>
<b>IV.</b>	<b>PORTFOLIO SUMMARY .....</b>	<b>DoD-6</b>
<b>V.</b>	<b>SUMMARY OF CHANGES .....</b>	<b>DoD-20</b>
<b>VI.</b>	<b>CONCLUSION .....</b>	<b>DoD-20</b>
<b>VII.</b>	<b>SITE SIZE SUMMARIES.....</b>	<b>DoD-22</b>
<b>VIII.</b>	<b>TOTAL DOD INVENTORY .....</b>	<b>DoD-34</b>
<b>IX.</b>	<b>INDIVIDUAL SERVICE INVENTORIES.....</b>	<b>DoD-98</b>
	<b>1. ARMY .....</b>	<b>ARMY-1</b>
	<b>2. NAVY .....</b>	<b>NAVY-1</b>
	<b>3. AIR FORCE .....</b>	<b>AIR FORCE-1</b>
	<b>4. MARINE CORPS .....</b>	<b>USMC-1</b>
	<b>5. WASHINGTON HEADQUARTERS SERVICE .....</b>	<b>WHS-1</b>
<b>X.</b>	<b>STATE/TERRITORIES ARMY NATIONAL GUARD INVENTORY .....</b>	<b>STATE-1</b>

# Department of Defense Base Structure Report (BSR) FY 2007 Baseline

## I. INTRODUCTION

The Base Structure Report FY 2007 Baseline represents a consolidated summary of the Department of Defense real property inventory (RPI) as reflected in Military Departments' and Washington Headquarters Service's native real property databases as of September 30, 2006. The annual reporting of unclassified real property assets (facilities and land) is in accordance with Section 2721 of title 10 United States Code, *Real Property Records*, and currently culminates in the population of OSD's Facilities Assessment Database (FAD). As part of the Department's business transformation innovations, a new net-centric data warehouse (the Real Property Assets Database or RPAD) is in development and will soon house the Department's real property. The FAD has been the data source for the Base Structure Report since 1999 and is also the authoritative data source for various OSD models such as the Facilities Sustainment Model (FSM), the Facilities Modernization Model (FMM), and the Facilities Operations Model (FOM). It is the Department source of record used to answer senior DoD leadership and Congressional inquiries concerning specific RPI issues.

The 2007 BSR provides a comprehensive listing of sites owned or used by the Department. For each site large enough to be individually listed in the report (inclusion criteria provided in Section II), a summary of buildings, square footage, BRAC 2005 actions, acreage, total plant replacement value (all facilities), and personnel is provided. Other pertinent information such as component and the name of the nearest city is also included. For any questions concerning this report, please send an email message to: [BSR@osd.mil](mailto:BSR@osd.mil). Electronic copies are available at <http://www.defenselink.mil/pubs> under Reports.

The Department of Defense remains one of the world's largest "landlords" with a physical plant consisting of more than 577,500 facilities (buildings, structures and linear structures) located on more than 5,300 sites, on over 32 million acres. In 2005, the Department began tracking the quality of its facilities and the reporting of quality status is summarized in Section IV. As the Department implements BRAC 2005 Closure and Realignment mandates, significant cost and facility quality benefits will be realized. As the domestic base structure begins realignment to meet future force structure projections, the BSR will identify and track those sites affected by BRAC 2005. BRAC Summary charts are also provided in Section IV.

## II. CONTENT AND ORGANIZATION

The report is organized by State/Country and presented first as an overall DoD listing of all sites, then by each Military Service/Washington Headquarters Service (WHS). Each record includes the site name, the component (Active, Guard, or Reserve), BRAC identification, the name of the nearest city, the number of buildings owned, leased and other, total acres owned by the Services and the total acres used, the PRV (in \$ millions), and the authorized number of military, civilian, and other personnel (when available). The Plant Replacement Value (PRV) represents the OSD calculated cost of replacing the facility and its supporting infrastructure using today's construction cost (labor and material for that particular area) and standards (methodologies and codes). Other personnel include any non-appropriated employees, government contractors (if identified) or foreign nationals (if identified) performing work at the site, when this information is available.

It is important to note the following parameters for the content of this report:

**Department of Defense  
Base Structure Report (BSR)  
FY 2007 Baseline**

- **Timeliness.** While the physical base structure may change throughout the year (new construction, demolitions, etc.), the BSR is a “snapshot” of the DoD’s physical plant, as reported on September 30, 2006. The bases listed may be in various stages of activity, including unused or awaiting disposal. Due to the legalities involved in transferring deeded property, individual Service inventories may still include a legal property record long after the decision has been made to transfer that asset to another organization. Likewise, ongoing additions to the base structure, including in-transfers, are often not officially recorded until well after the actual decision and occupancy has been finalized.

- **Mode of View.** For the purpose of this report, each entry is defined as a site at a specific location with a name and real property assets (see definition of a “site” in the next section). In FY06, DoD began to standardized reporting across all Services/WHS.

- **Display Criteria.** This report includes specific information on those sites meeting a predetermined size and value criteria (except for the Army National Guard State Sites in Section X). To qualify for entry in the published report, a site located in the United States must be larger than 10 acres **AND** have a PRV greater than \$10 million. If the site is located in a foreign country, it must be larger than 10 acres **OR** have a PRV greater than \$10 million to be shown as a separate entry. As a result of implementing the standard definition of a “Site” the number of DoD sites increased approximately 1,600 from last year’s report. The majority of the increase reflect individual missile sites that were previously rolled up to the parent installation are now reported under “Other” category and Army National Guard sites with Federal-owned assets. To preserve the comprehensiveness of the report, sites that do not meet these criteria are aggregated as an “Other” location within each state or country. Due to the typical smaller size of the Army National Guard State Sites, the criteria is slightly reduced to show approximately the same percentage of the total number of sites as shown in the rest of the report. State sites are shown if the site is larger than 5 acres **AND** has a PRV greater than \$5 million. State sites not meeting this criteria are aggregated as “Other” for each state.

- **Personnel Data.** Personnel data is included in this report **ONLY** as a means of showing magnitude of size and should not be construed as validated Military Department Manpower Data. Personnel data was collected from multiple sources, to include inputs from the individual Services personnel databases. Since personnel totals reflected in this report attempt to show all personnel regardless of Service affiliation assigned to individual sites or locations, totals should not be confused and viewed as representing only individual Service total strength. It is also possible that totals in this report may not reflect the actual population at a particular site. Detailed personnel questions should be addressed to the appropriate Service manpower or personnel offices.

### **III. DATA SOURCES AND DEFINITIONS**

The inventory data included in this report is extracted directly from the native Services’ real property inventories; i.e., Army - HQ Army Integrated Facilities System (IFS), Navy and Marine Corps – Navy Facilities Assets Database (NFADB), and the Air Force’s Real Property Asset (RPA) database. Washington Headquarters Service provided their real property inventory.

This report does not attempt to replicate all the details included the source databases. Instead, this report provides a summary view of

**Department of Defense  
Base Structure Report (BSR)  
FY 2007 Baseline**

the Department's sites using common elements that should answer most questions. An explanation of criteria used for each column in the BSR is shown below:

- **SITE:** Indicates the Site name as used in the Services' databases. This is based on the Services/WHS implementation of the DoD standardized definition of a Site.
- **BRAC 2005:** Indicates BRAC 2005 action (C = Closure or R = Realignment) as per Appendix Q Text of 2005 Defense Base Closure and Realignment Commission Final and Approved Recommendations.
- **COMPONENT:** Designates the primary component for the owner/reporter of a site, either Active, Guard, or Reserve.
- **NAME NEAREST CITY:** Identifies the name of the city in which the real property assets are located or the city nearest to the assets
- **BUILDINGS:** A roofed, floored, and walled enclosed structure (of one or more levels) that is constructed over a plot of land and is suitable for any of a wide variety of activities, such as living, office and/or manufacturing spaces.
- **STRUCTURES:** A facility classified as other than a building or linear structures which is constructed on or in the land (e.g., roads, bridges, shelters, ranges).
- **LINEAR STRUCTURES:** A distribution system that provides a common service or commodity to one or more buildings or structures (e.g., communications lines, electrical power distribution, sewage treatment).

**Note on Buildings Information:** Buildings are classified according to the DoD Real Property Classification System (RPCS) Facility Type in lieu of the Services' classification. State Owned building/square footage is applicable to Army National Guard assets only.

- **BUILDINGS OWNED COUNT:** Represents the number of buildings owned by the Service at the particular site.
- **BUILDINGS OWNED SQFT:** Reflects the normalized RPCS building square footage for the buildings identified as owned.
- **BUILDINGS STATE OWNED COUNT:** Represents the number of buildings that are owned by the State at the particular site.
- **BUILDINGS STATE OWNED SQFT:** Reflects the normalized RPCS building square footage for the buildings identified as State-Owned.
- **BUILDINGS LEASED COUNT:** Identifies the number of buildings leased and reported by the Services in their inventories.

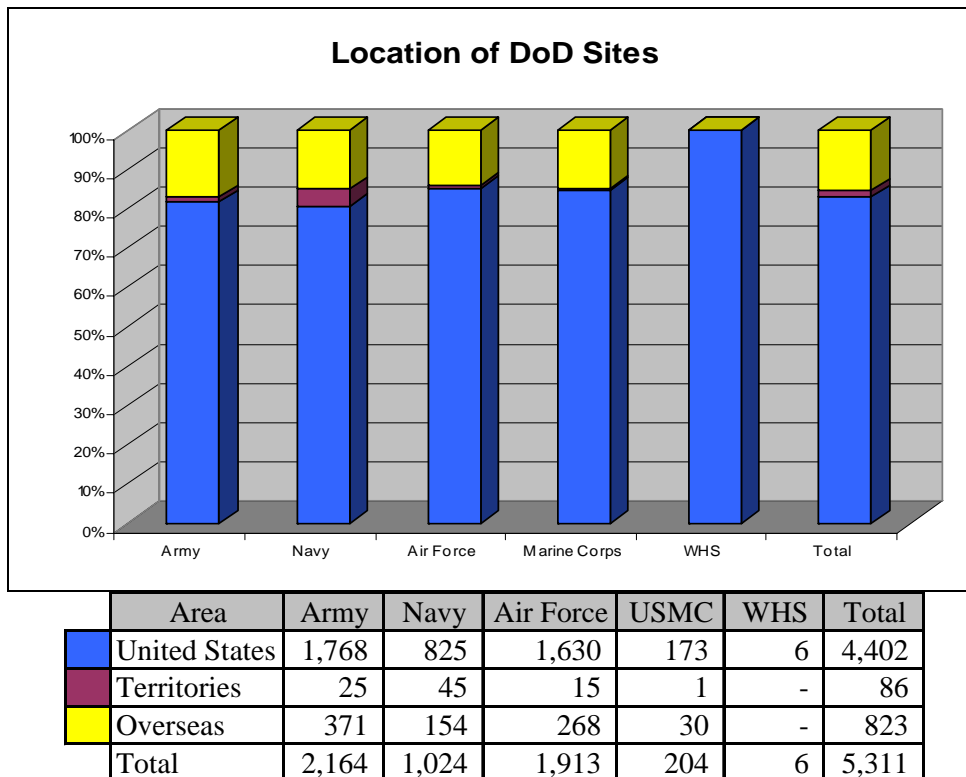
**Department of Defense  
Base Structure Report (BSR)  
FY 2007 Baseline**

- **BUILDINGS LEASED SQFT:** Reflects the normalized RPCS building square footage for the buildings identified as leased in the Services' databases.
  - **BUILDINGS OTHER COUNT:** Identifies the number of buildings not identified as owned or leased and reported by the Services in their inventories.
  - **BUILDINGS OTHER SQFT:** Reflects the normalized RPCS building square footage for the buildings not identified as owned or leased in the Services' databases.
  - **TOTAL ACRES:** Identifies the total number of acres owned, used by, or leased to the DoD. It includes public land, land owned by other federal agencies, and acreage of foreign soil used by DoD sites. In Sections VIII and IX, the total does not include State-Owned land. In Section X, the total includes State-Owned land.
  - **PRV (\$M):** Total Plant Replacement Value (PRV) for all facilities (buildings, structures, and linear structures) included in the Services RPI databases. This value is the cost to replace the current physical plant (facilities and supporting infrastructure) using today's construction costs (labor and materials) and standards (methodologies and codes). The PRV represents the OSD-calculated value adjusted for facilities that exceeded the RPCS size limit; for instance, the PRV is reduced by the proportional reduction of the facility size. In Sections VIII and IX, the value for State-Owned assets are not included. In Section X, the value of State-Owned assets are included.
- Note on Personnel Data:** This information is provided ONLY to project a level of magnitude when comparing sites. The Services do not maintain their personnel data in direct relation to their Real Property Information. While every effort was made to match the personnel strengths to the appropriate site, the population may not reflect the actual population of the site. Detailed personnel questions should be addressed to the appropriate Service manpower or personnel offices.
- **MIL:** Identifies all known military personnel authorized for the site. Includes Active Duty, Guard, and Reserve personnel, regardless of Service affiliation.
  - **CIV:** Identifies all known DoD civilian personnel identified for the site, regardless of Service affiliation. Note: civilian numbers for the Navy represent assigned personnel not authorized.
  - **OTHER:** Identifies all known other civilian personnel identified for the site, including personnel paid from Non-appropriated Funds (NAF), Foreign Nationals (direct hire) at foreign locations, and, if available, any full-time contractor personnel, regardless of Service affiliation.

**Department of Defense  
Base Structure Report (BSR)  
FY 2007 Baseline**

**IV. PORTFOLIO SUMMARY**

The real property portfolio managed by the Department of Defense encompasses a worldwide footprint to include all 50 States, seven U.S. territories, and 39 foreign countries of which the majority of the foreign sites are located in Germany (287 sites), Japan (130 sites) and South Korea (106 sites). Locations of DoD sites by Service and Agency are depicted at Figure 1.



**Figure 1. Locations of DoD Sites by Service/Agency**

**Department of Defense  
Base Structure Report (BSR)  
FY 2007 Baseline**

DoD's Real Property Classification System (RPCS), developed by ODUSD (I&E), serves as the framework for cataloging the Department's real property portfolio. The Department's worldwide real property facility portfolio is summarized at Table 1.

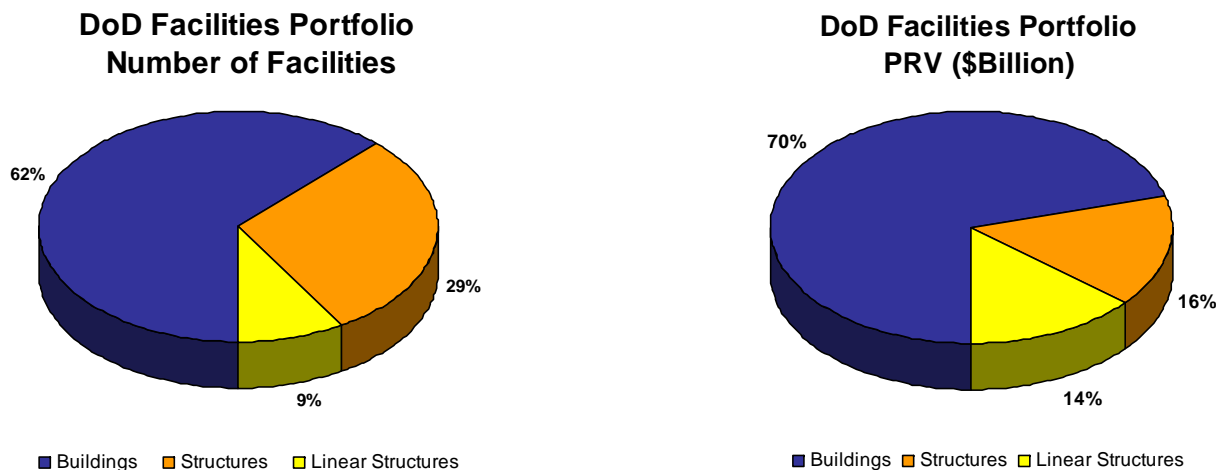
	Buildings	Structures	Linear Structures	Total
United States	280,451	140,275	37,743	458,469
Territories	6,503	3,369	822	10,694
Overseas	56,913	41,140	10,303	108,356
Grand Total	343,867	184,784	48,868	577,519

**Table 1. Overview of DoD Worldwide Facility Footprint**



## Department of Defense Base Structure Report (BSR) FY 2007 Baseline

The Department's real property facility inventory by Service and WHS is depicted in Figure 2. Buildings represent the majority of the Department's portfolio (62%), followed by structures (29%), and Linear Structures (9%). As noted in Figure 2, the Army possesses the largest quantity of facilities and the largest plant replacement value (PRV) of the Department's total inventory. DoD's facilities portfolio by PRV is also shown in Figure 2.



	Number of Assets					PRV (\$B)			
	Buildings	Structures	Linear Structures	Total		Buildings	Structures	Linear Structures	Total
Army	159,026	74,800	21,839	255,665	Army	\$ 185.98	\$ 41.25	\$ 36.73	\$ 263.97
Navy	68,711	39,371	8,591	116,673	Navy	\$ 108.48	\$ 42.61	\$ 19.85	\$ 170.94
Air Force	90,722	56,402	16,767	163,891	Air Force	\$ 136.18	\$ 64.86	\$ 27.10	\$ 228.13
Marine Corps	25,278	14,056	1,646	40,980	Marine Corps	\$ 30.22	\$ 10.51	\$ 4.21	\$ 44.93
WHS	130	155	25	310	WHS	\$ 3.22	\$ 0.47	\$ 0.54	\$ 4.22
DoD	343,867	184,784	48,868	577,519	DoD	\$ 464.07	\$ 159.70	\$ 88.43	\$ 712.20

**Figure 2. DoD Facilities Portfolio**

**Department of Defense  
Base Structure Report (BSR)  
FY 2007 Baseline**

**Buildings Profile**

DoD occupies a reported 343,867 buildings throughout the world, valued at over \$464 billion and comprising almost 2.4 billion square feet. The Department's profile by legal interest is depicted at Table 2. Almost 76% of the buildings used by the Department are owned while less than 3% are leased.

	Owned	Leased	Other <sup>1</sup>	Total
Army	106,875	5,525	46,626	159,026
Navy	56,083	1,276	11,352	68,711
Air Force	81,172	2,507	7,043	90,722
Marine Corps	16,425	247	8,606	25,278
WHS	16	114		130
DoD Total	260,571	9,669	73,627	343,867

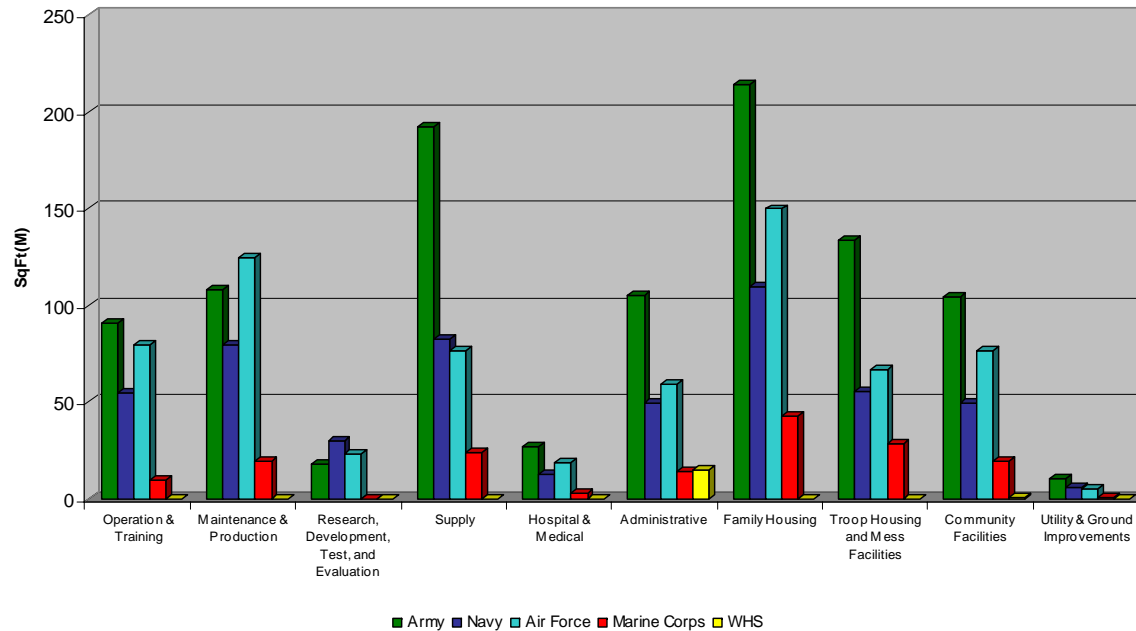
**Table 2. DoD Buildings Profile by Legal Interest**

<sup>1</sup>In Sections VIII and IX of the report, report heading 'Other' includes all legal Interest Types except Owned and Leased.

The Department's building profile by RPCS facility class and square feet (SF) is shown in Figure 3. With the exception of Maintenance and Production and RDT&E facilities, the Army possesses the largest SF of all facility classes for a total of 1,005 million SF.

# Department of Defense Base Structure Report (BSR) FY 2007 Baseline

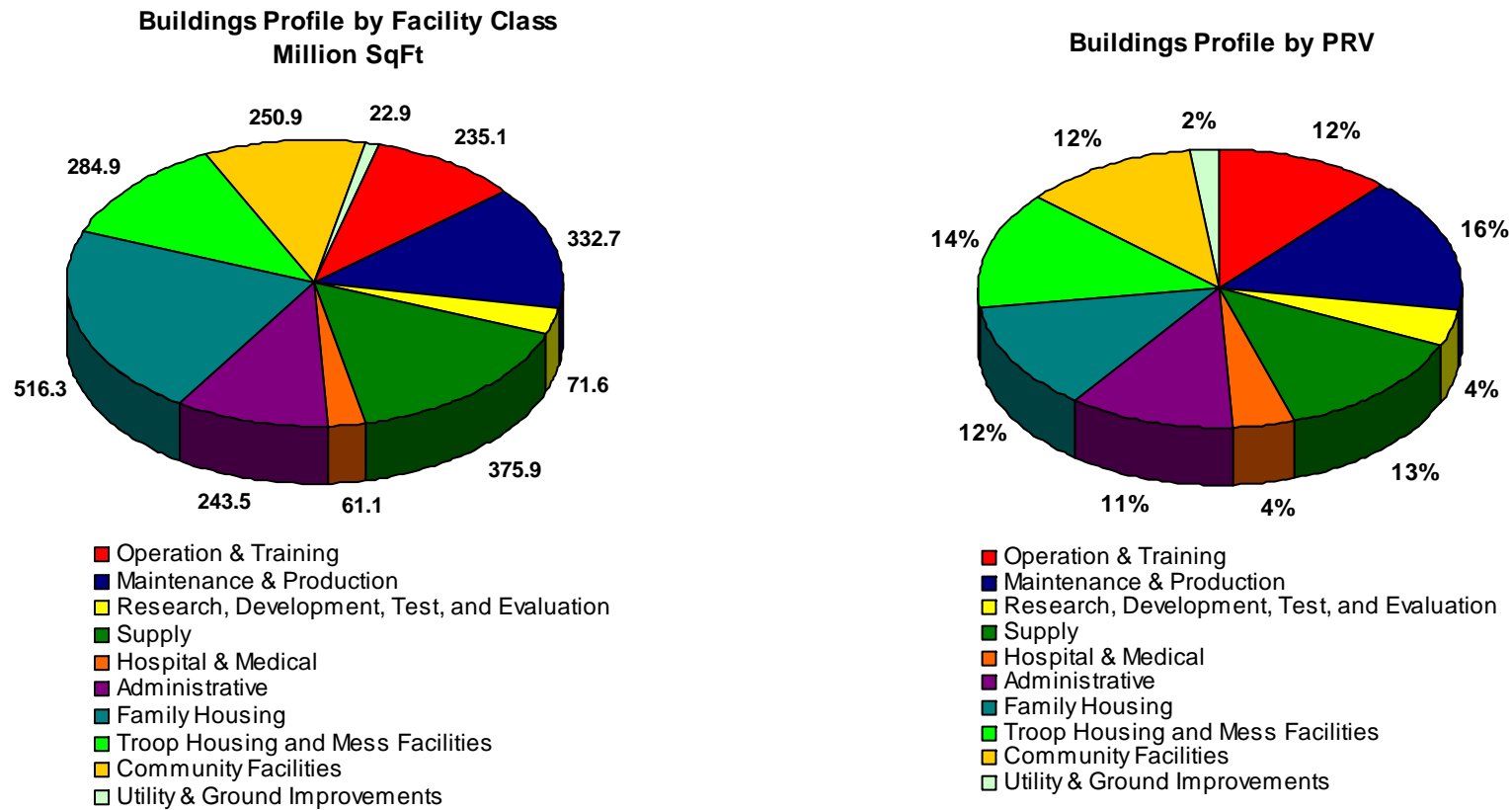
**Buildings SqFt (Million) by Service/Agency and Facility Class**



**Figure 3. Square Feet (Million) by Service/Agency and Facility Class**

## Department of Defense Base Structure Report (BSR) FY 2007 Baseline

The Department's buildings profile by PRV and Square Footage is provided in Figure 4.



**Figure 4. Buildings Profile**

## Department of Defense Base Structure Report (BSR) FY 2007 Baseline

The Department's Buildings Profile (Count, SqFt & PRV) by Facility Class, Area, and Ownership is provided in Table 3.

FAC Class	Area	Owned			Leased			Other			DoD Total		
		Count	SqFt (M)	PRV(\$M)	Count	SqFt (M)	PRV (\$M)	Count	SqFt (M)	PRV (\$M)	Count	SqFt (M)	PRV (\$M)
Operation & Training	United States	20,675	203.32	44,842.45	308	4.38	846.36	384	3.34	751.56	21,367	211.04	46,440.38
	Territories	552	3.22	1,295.12	1	0.02	4.35	2	0.01	2.31	555	3.24	1,301.78
	Overseas	3,128	11.60	3,738.62	23	0.18	37.00	1,254	9.07	2,476.15	4,405	20.86	6,251.78
Operation & Training Total		24,355	218.15	49,876.19	332	4.57	887.71	1,640	12.42	3,230.02	26,327	235.14	53,993.93
Maintenance & Production	United States	21,167	288.95	62,367.42	126	2.14	457.83	418	4.30	910.75	21,711	295.39	63,735.99
	Territories	287	2.88	1,196.35				2	0.05	28.40	289	2.93	1,224.75
	Overseas	2,200	16.38	4,430.04	15	0.16	39.45	1,155	17.84	4,739.41	3,370	34.38	9,208.90
Maintenance & Production Total		23,654	308.21	67,993.81	141	2.30	497.27	1,575	22.18	5,678.55	25,370	332.69	74,169.64
Research, Development, Test, and Evaluation	United States	5,639	69.83	18,289.79	32	0.39	86.35	94	0.56	125.79	5,765	70.77	18,501.93
	Territories	7	0.03	23.29							7	0.03	23.29
	Overseas	114	0.63	369.51	2	0.01	4.89	14	0.11	35.31	130	0.75	409.71
Research, Development, Test, and Evaluation Total		5,760	70.49	18,682.59	34	0.40	91.24	108	0.67	161.11	5,902	71.55	18,934.93
Supply	United States	47,719	309.00	48,338.10	140	2.99	512.29	2,222	8.00	2,187.58	50,081	319.99	51,037.97
	Territories	677	3.16	1,338.93				3	0.05	5.99	680	3.21	1,344.92
	Overseas	6,392	24.87	4,536.60	46	1.94	227.05	3,790	25.85	4,783.62	10,228	52.66	9,547.27
Supply Total		54,788	337.04	54,213.63	186	4.93	739.34	6,015	33.90	6,977.20	60,989	375.87	61,930.16
Hospital & Medical	United States	1,399	50.91	15,833.98	45	0.56	140.38	25	0.74	215.29	1,469	52.22	16,189.64
	Territories	44	0.68	409.61							44	0.68	409.61
	Overseas	314	3.58	1,218.51	7	0.10	26.15	171	4.54	1,589.31	492	8.23	2,833.98
Hospital & Medical Total		1,757	55.17	17,462.09	52	0.67	166.53	196	5.28	1,804.60	2,005	61.12	19,433.23
Administrative	United States	12,577	192.91	39,464.57	270	11.01	2,018.46	486	3.14	628.08	13,333	207.05	42,111.11
	Territories	238	1.64	635.97				5	0.03	13.25	243	1.67	649.22
	Overseas	2,077	11.23	2,718.60	56	0.70	166.44	1,374	22.88	5,486.79	3,507	34.81	8,371.83
Administrative Total		14,892	205.78	42,819.14	326	11.71	2,184.89	1,865	26.05	6,128.12	17,083	243.54	51,132.15
Family Housing	United States	69,744	204.34	21,838.88	3,576	14.56	1,498.66	48,658	162.46	17,101.79	121,978	381.35	40,439.33
	Territories	3,324	7.82	1,674.01							3,324	7.82	1,674.01
	Overseas	7,283	18.37	2,361.91	4,540	20.29	2,274.09	6,971	88.42	11,178.41	18,794	127.08	15,814.41
Family Housing Total		80,351	230.52	25,874.81	8,116	34.85	3,772.75	55,629	250.88	28,280.20	144,096	516.26	57,927.75
Troop Housing and Mess Facilities	United States	12,575	211.00	45,009.22	128	0.81	155.35	489	2.71	572.99	13,192	214.52	45,737.56
	Territories	504	3.31	1,328.31							504	3.31	1,328.31
	Overseas	2,630	33.18	7,969.55	86	0.42	92.24	1,551	33.44	8,543.52	4,267	67.04	16,605.31
Troop Housing and Mess Facilities Total		15,709	247.50	54,307.08	214	1.23	247.59	2,040	36.15	9,116.51	17,963	284.88	63,671.18
Community Facilities	United States	19,530	173.18	35,479.62	142	2.02	334.03	512	5.53	1,132.79	20,184	180.73	36,946.44
	Territories	543	3.95	1,448.65	2	0.00	1.16	10	0.35	159.11	555	4.30	1,608.92
	Overseas	4,421	31.22	7,504.46	93	1.84	377.24	2,061	32.78	7,950.64	6,575	65.84	15,832.35
Community Facilities Total		24,494	208.35	44,432.73	237	3.87	712.43	2,583	38.66	9,242.54	27,314	250.87	54,387.70
Utility & Ground Improvements	United States	10,906	17.17	6,006.99	18	0.02	4.02	447	0.71	443.42	11,371	17.91	6,454.43
	Territories	302	0.37	178.85							302	0.37	178.85
	Overseas	3,603	2.39	1,069.27	13	0.04	8.00	1,529	2.21	779.93	5,145	4.64	1,857.21
Utility & Ground Improvements Total		14,811	19.94	7,255.11	31	0.06	12.02	1,976	2.92	1,223.35	16,818	22.92	8,490.49
Total	United States	221,931	1,720.61	337,471.02	4,785	38.88	6,053.72	53,735	191.49	24,070.03	280,451	1,950.98	367,594.76
	Territories	6,478	27.07	9,529.09	3	0.02	5.51	22	0.48	209.05	6,503	27.57	9,743.65
	Overseas	32,162	153.47	35,917.08	4,881	25.69	3,252.55	19,870	237.14	47,563.11	56,913	416.29	86,732.75
Grand Total		260,571	1,901.15	382,917.19	9,669	64.58	9,311.78	73,627	429.11	71,842.20	343,867	2,394.84	464,071.16

**Table 3. Buildings Profile (Count, Square Feet and PRV)**

## Department of Defense Base Structure Report (BSR) FY 2007 Baseline

### Structures Profile

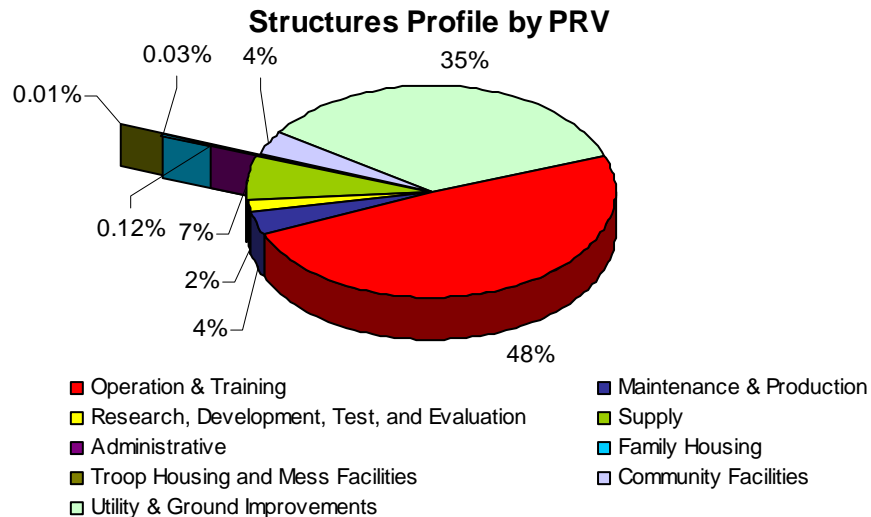
DoD uses a reported 184,784 structures throughout the world, valued at over \$159 billion. Table 4 depicts the Department's structures profile by legal interest. Over 90% of the Department's structures are owned while less than 1% are leased.

	Owned	Leased	Other <sup>1</sup>	Total
Army	67,305	556	6,939	74,800
Navy	36,096	205	3,070	39,371
Air Force	52,132	231	4,039	56,402
Marine Corps	11,786	23	2,247	14,056
WHS	154	1		155
DoD Total	167,473	1,016	16,295	184,784

**Table 4. DoD Structures Profile by Legal Interest**

<sup>1</sup> Assets where the legal interest is "State or Local Government Owned" are not included in the totals.

The predominant use of the structures by RPCS Facility Class and PRV is shown in Figure 5.



**Figure 5. Structures Profile by PRV**

**Department of Defense  
Base Structure Report (BSR)  
FY 2007 Baseline**

The Department's Structure Profile by RPCS facility class, area and interest is shown in Table 5.

FAC Class	Area	Owned		Leased		Other		DoD Total	
		Count	PRV (\$M)	Count	PRV (\$M)	Count	PRV (\$M)	Count	PRV (\$M)
Operation & Training	United States	39,475	60,358.04	200	415.90	530	485.37	40,205	61,259.30
	Territories	766	3,871.20	1	0.00	1	0.00	768	3,871.20
	Overseas	7,750	8,018.96	23	22.86	2,677	4,883.97	10,450	12,925.79
Operation & Training Total		47,991	72,248.20	224	438.76	3,208	5,369.33	51,423	78,056.30
Maintenance & Production	United States	3,877	4,861.52	15	2.24	27	21.12	3,919	4,884.88
	Territories	68	50.00					68	50.00
	Overseas	448	248.03			345	654.84	793	902.87
Maintenance & Production Total		4,393	5,159.56	15	2.24	372	675.97	4,780	5,837.76
Research, Development, Test, and Evaluation	United States	2,696	2,633.80	1	0.31	24	7.70	2,721	2,641.81
	Territories	6	11.46					6	11.46
	Overseas	115	60.08			1	0.00	116	60.08
Research, Development, Test, and Evaluation Total		2,817	2,705.34	1	0.31	25	7.70	2,843	2,713.35
Supply	United States	10,251	7,060.29	30	6.66	149	40.46	10,430	7,107.42
	Territories	210	718.45					210	718.45
	Overseas	1,763	1,821.64	5	0.72	637	1,360.60	2,405	3,182.96
Supply Total		12,224	9,600.38	35	7.39	786	1,401.06	13,045	11,008.82
Administrative	United States	4,674	143.62	33	0.26	100	4.56	4,807	148.44
	Territories	102	1.89					102	1.89
	Overseas	789	38.29			172	3.03	961	41.32
Administrative Total		5,565	183.80	33	0.26	272	7.60	5,870	191.65
Family Housing	United States	710	27.12			86	6.20	796	33.32
	Territories								0.00
	Overseas	60	7.32					60	7.32
Family Housing Total		770	34.44			86	6.20	856	40.64
Troop Housing and Mess Facilities	United States	520	12.18	3	0.01	1	0.02	524	12.21
	Territories	3	0.03					3	0.03
	Overseas	407	5.24			322	1.26	729	6.50
Troop Housing and Mess Facilities Total		930	17.46	3	0.01	323	1.28	1,256	18.74
Community Facilities	United States	18,860	3,943.92	128	36.08	1,885	357.99	20,873	4,337.99
	Territories	618	165.96			5	0.45	623	166.41
	Overseas	4,823	951.05	130	31.98	871	306.15	5,824	1,289.18
Community Facilities Total		24,301	5,060.93	258	68.06	2,761	664.59	27,320	5,793.58
Utility & Ground Improvements	United States	53,956	45,252.94	255	46.03	1,789	1,061.53	56,000	46,360.51
	Territories	1,586	3,111.67			3	0.03	1,589	3,111.70
	Overseas	12,940	4,308.35	192	16.71	6,670	2,238.50	19,802	6,563.56
Utility & Ground Improvements Total		68,482	52,672.96	447	62.74	8,462	3,300.07	77,391	56,035.77
Total	United States	135,019	124,293.44	665	507.49	4,591	1,984.96	140,275	126,785.89
	Territories	3,359	7,930.67	1	0.00	9	0.48	3,369	7,931.15
	Overseas	29,095	15,458.95	350	72.27	11,695	9,448.35	41,140	24,979.58
Grand Total		167,473	147,683.07	1,016	579.76	16,295	11,433.79	184,784	159,696.62

**Table 5. Structure Profile (Count and PRV)**

**Department of Defense  
Base Structure Report (BSR)  
FY 2007 Baseline**

**Linear Structures Profile**

DoD manages a reported 48,868 linear structure facilities throughout the world, valued at over \$88 billion. The Department’s linear structures profile by legal interest is depicted at Table 6. The Department owns over 87% of all linear structures.

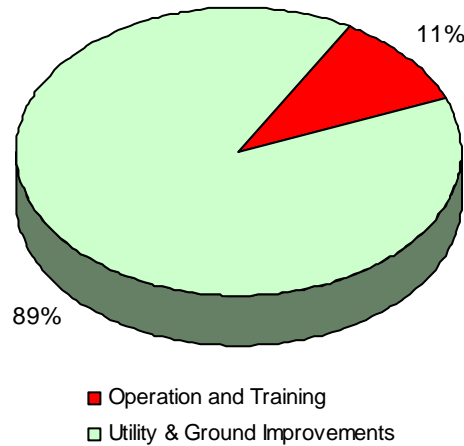
	Owned	Leased	Other	Total <sup>1</sup>
Army	17,940	223	3,676	21,839
Navy	7,623	43	925	8,591
Air Force	15,726	63	978	16,767
Marine Corps	1,446		200	1,646
WHS	25			25
DoD Total	42,760	329	5,779	48,868

**Table 6. DoD Linear Structures Profile by Legal Interest**

<sup>1</sup> Assets where the legal interest is “State or Local Government Owned” are not included in the totals.

The predominant use of the linear structures by RPCS Facility Class and PRV is shown in Figure 6.

**Linear Structures Profile by PRV**



**Figure 6. Linear Structures Profile by PRV**



**Department of Defense  
Base Structure Report (BSR)  
FY 2007 Baseline**

The Department's Linear Structures Profile by RPCS facility class, area, and interest is shown in Table 7.

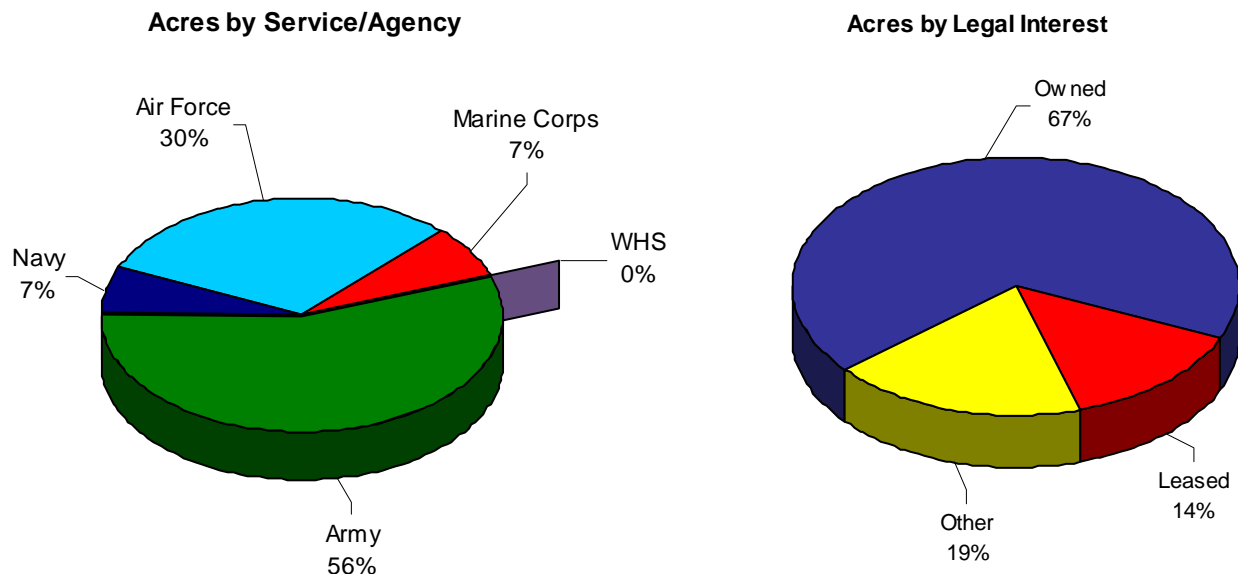
FAC Class	Area	Owned		Leased		Other		DoD Total	
		Count	PRV(\$M)	Count	PRV(\$M)	Count	PRV(\$M)	Count	PRV(\$M)
Operation & Training	United States	2,137	6,193.31	14	3.69	17	23.01	2,168	6,220.02
	Territories	46	534.18			1	0.01	47	534.19
	Overseas	362	1,095.07			151	1,506.09	513	2,601.16
Operation & Training Total		2,545	7,822.57	14	3.69	169	1,529.11	2,728	9,355.37
Utility & Ground Improvements	United States	33,550	61,812.04	191	40.87	1,834	3,254.29	35,575	65,107.19
	Territories	770	1,932.06			5	0.23	775	1,932.29
	Overseas	5,895	5,728.46	124	19.96	3,771	6,288.45	9,790	12,036.88
Utility & Ground Improvements Total		40,215	69,472.56	315	60.83	5,610	9,542.97	46,140	79,076.36
Total	United States	35,687	68,005.35	205	44.56	1,851	3,277.30	37,743	71,327.21
	Territories	816	2,466.24			6	0.24	822	2,466.48
	Overseas	6,257	6,823.54	124	19.96	3,922	7,794.54	10,303	14,638.04
Grand Total		42,760	77,295.12	329	64.52	5,779	11,072.09	48,868	88,431.73

**Table 7. Linear Structures Profile (Count and PRV)**

## Department of Defense Base Structure Report (BSR) FY 2007 Baseline

### Land Profile

DoD manages over 32.4 million acres of land worldwide. More than 98% of that land is located in the United States or U.S. Territories. The majority of land controlled by the Department (68%) is government owned. The Army controls the largest percentage of the Department's land – 56%. The Air Force manages the next largest portion of the total acreage at 30%. Figure 7 and Table 8 depicts the land profile.



**Figure 7. Land Profile by Service/Agency and Legal Interest.**

	Owned	Leased	Other	Total Acres <sup>1</sup>
Army	11,924,691.0	4,162,822.3	1,982,588.7	18,070,102.0
Navy	1,890,023.5	115,251.8	129,676.8	2,134,952.1
Air Force	5,970,286.0	107,343.0	3,776,175.0	9,853,804.0
Marine Corps	2,161,369.5	63,131.1	124,634.1	2,349,134.7
WHS	268.9			268.9
DoD Total	21,946,638.9	4,448,548.2	6,013,074.7	32,408,261.7

**Table 8. Land Profile (Count)**

<sup>1</sup>In Sections VIII and IX of the report, the report heading 'Total Acres' includes all legal interest types EXCEPT "State or Local Government Owned". In Section X, 'Total Acres' includes all legal interest types INCLUDING "State or Local Government Owned".

## Department of Defense Base Structure Report (BSR) FY 2007 Baseline

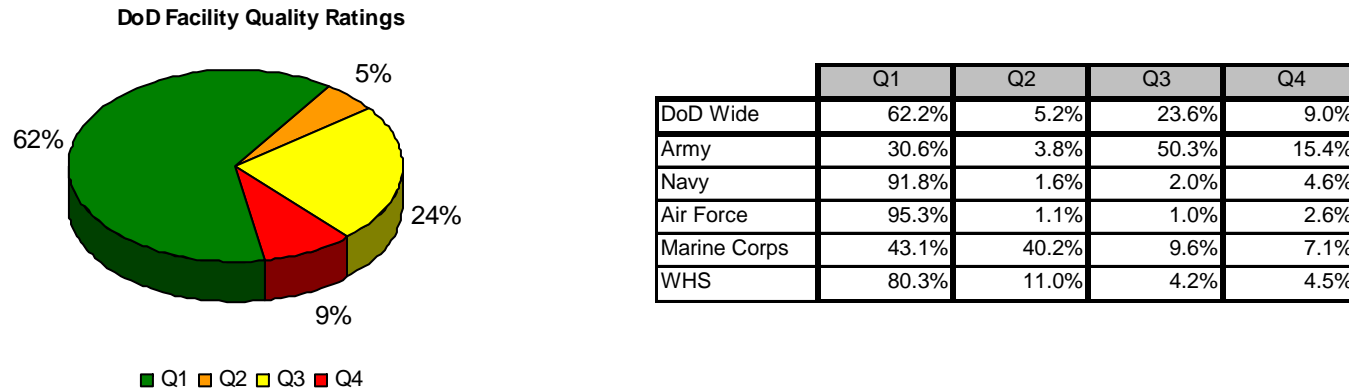
### Facility Quality Profile

Initial reporting of the Department's quality of facilities began in CY 2005. To promote standardization and objectivity, facility Q-ratings are stated as the result of a mathematical formula comparing the estimated cost (typically by looking at outstanding work orders) to restore a facility to the total amount of its current plant replacement value. The resulting percentage is then reported in the table below (Table 9).

Code	Definition
Q-1	The sum of all necessary restoration and modernization costs is not greater than 10 percent of the replacement value of the facility.
Q-2	The sum of all necessary restoration and modernization costs is greater than 10 percent but not greater than 20 percent of the replacement value of the facility.
Q-3	The sum of all necessary restoration and modernization costs is greater than 20 percent but not greater than 40 percent of the replacement value of the facility.
Q-4	The sum of all necessary restoration and modernization costs is greater than 40 percent of the replacement value of the facility.

**Table 9. Q-Status Criteria**

The Department's Q-status reporting reveals 62 percent of all facilities within the DoD are rated Q-1 with over 33 percent of all facilities (Q-3 and Q-4) needing significant funding to restore facilities to good working order to meet full facility value. Figure 8 depicts DoD's Q-status by Service/Agency.

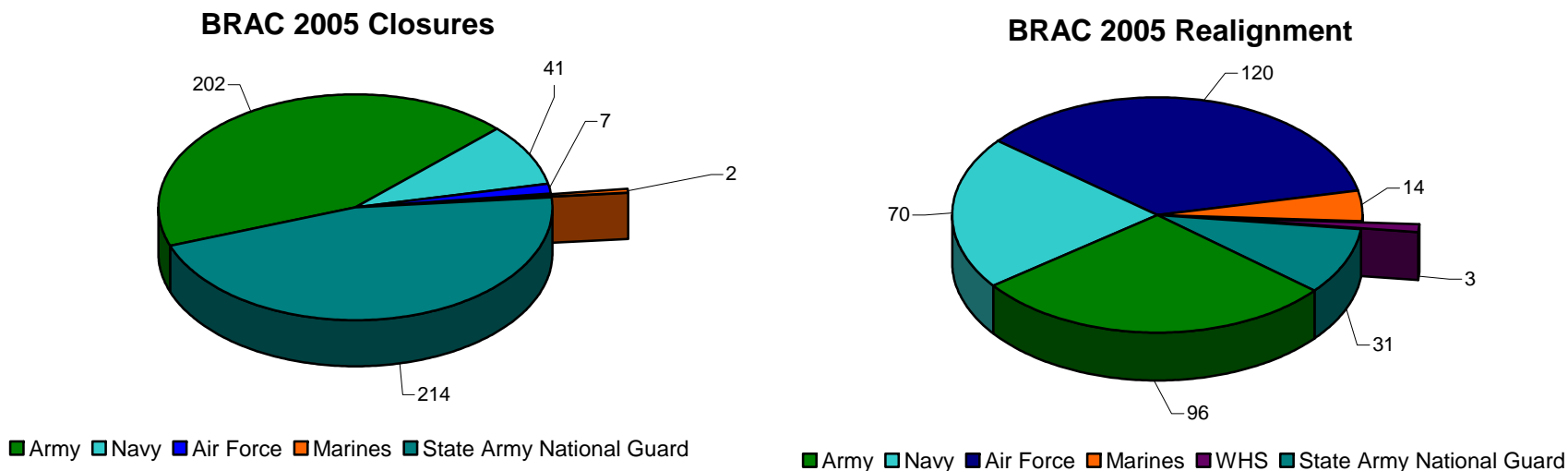


**Figure 8. DoD Facility Quality Ratings**

## Department of Defense Base Structure Report (BSR) FY 2007 Baseline

### 2005 Base Realignment and Closure (BRAC)

The total implementation of the BRAC 2005 will result in the closure of 466 sites valued at \$18B and realignment at an additional 334 sites. The number of sites reflect the changed reporting procedures for sites. Figure 9 shows by Service and Component, to include the Army State National Guard, the number of sites affected by BRAC 2005.



Service	Closure							Realignment					
	Active		Guard		Reserve		Total	Active	Guard	Reserve	Total		
	# Sites	PRV (\$M)	# Sites	PRV (\$M)	# Sites	PRV (\$M)	# Sites	PRV (\$M)	# Sites	# Sites	# Sites	# Sites	
Army	15	\$ 8,593.35	27	\$ 1,017.95	160	\$ 1,424.23	202	\$ 11,035.54	62	14	20	96	
Navy	9	\$ 2,955.34			32	\$ 240.35	41	\$ 3,195.69	66			4	70
Air Force	5	\$ 2,291.20	1	\$ 211.02	1	\$ 138.95	7	\$ 2,641.17	56	57	7	120	
Marines					2	\$ 10.45	2	\$ 10.45	12		2	14	
WHS	0	\$ -	0	\$ -	0	\$ -	0	\$ -	3	0	0	3	
DoD Total	29	\$ 13,839.89	28	\$ 1,228.97	195	\$ 1,813.99	252	\$ 16,882.85	199	71	33	303	
State Army National Guard			214	\$ 1,183.86			214	\$ 1,183.86		31		31	
Total DoD and State ARNG	29	\$ 13,839.89	242	\$ 2,412.83	195	\$ 1,813.99	466	\$ 18,066.71	199	102	33	334	

**Figure 9. BRAC 2005 Implementation**

**Department of Defense  
Base Structure Report (BSR)  
FY 2007 Baseline**

**V. SUMMARY OF CHANGES**

Section IV – Portfolio Summary:

- Summarized DoD Portfolio by legal interest.
- Utility assets have been reclassified as either Structures or Linear Structures to reflect new standard DoD asset definition.
- Number of sites reported increased as a result of implementing the standardized DoD Real Property Inventory Requirements. The number of DoD sites increased approximately 1,600 from last year's report. The majority of the increase reflect individual missile sites that were previously rolled up to the parent installation are now reported under Other category and Army National Guard sites with Federal-owned assets.

Section VIII through Section X

- Buildings are displayed as Owned, Leased, or Other. Other includes all legal interest types except owned or leased.
- Army National Guard sites that have assets that are Federally funded are displayed.

**VI. CONCLUSION**

The Base Structure Report is designed to provide the reader with a snapshot view of the vast real property inventory maintained by today's Department of Defense. Our physical infrastructure provides the critical framework supporting the global war on terrorism and supports our military forces worldwide. As the Department transforms many of its business processes and realigns many of our sites in response to BRAC 2005, the location and quality of our facilities will become increasing more important to the nation's readiness. Our Defense Installations Strategic Plan challenges the Department to embrace the "Right Management Practices" by applying modern asset management techniques to enhance this vast Department of Defense physical infrastructure. The Department's vision for transformation is beginning to be reflected in this report as sites are closed, restructured and realigned to more efficiently support the joint warfighter. Our network of quality operational and support facilities and sites continues to provide the strength and stability of the staff that supports the warfighter at the tip of the spear.

**THIS PAGE INTENTIONALLY LEFT BLANK**

**VII. SITE SIZE SUMMARIES**

**Site Size By Location - FY 2007 Baseline Data**

<i>Location</i>	<i>No. of Large Sites</i>	<i>No. of Medium Sites</i>	<i>No. of Small Sites</i>	<i>No. of Other Sites</i>	<i>Total Sites</i>
United States	97	107	3,640	558	4,402
US Territories	3	2	64	17	86
Overseas	14	20	742	47	823
<b>Total</b>	<b>114</b>	<b>129</b>	<b>4,446</b>	<b>622</b>	<b>5,311</b>

<i>Location</i>	<i>Component</i>	<i>No. of Large Sites</i>	<i>No. of Medium Sites</i>	<i>No. of Small Sites</i>	<i>No. of Other Sites</i>	<i>Total Sites</i>
United States	Army	39	30	1,398	301	1,768
	Navy	18	29	654	124	825
	Air Force	34	39	1,439	118	1,630
	Marine Corps	5	8	146	14	173
	WHS	1	1	3	1	6
	<b>United States Total:</b>		<b>97</b>	<b>107</b>	<b>3,640</b>	<b>558</b>
US Territories	Army	0	0	23	2	25
	Navy	2	2	26	15	45
	Air Force	1	0	14	0	15
	Marine Corps	0	0	1	0	1
	<b>US Territories Total:</b>		<b>3</b>	<b>2</b>	<b>64</b>	<b>17</b>
Overseas	Army	1	9	348	13	371
	Navy	4	3	134	13	154
	Air Force	8	5	240	15	268
	Marine Corps	1	3	20	6	30
	<b>Overseas Total:</b>		<b>14</b>	<b>20</b>	<b>742</b>	<b>47</b>
<b>Grand Total:</b>		<b>114</b>	<b>129</b>	<b>4,446</b>	<b>622</b>	<b>5,311</b>

<i>Large Site</i>	= Total PRV greater than or equal to \$1.640B
<i>Medium Site</i>	= Total PRV less than \$1.640B and greater than or equal to \$875M
<i>Small Site</i>	= Total PRV less than \$875M and greater than 0
<i>Other Site</i>	= PRV equal to 0 (Zero) - primarily land records

## Site Size By Location - FY 2007 Baseline Data

<i>Location</i>	<i>Component</i>	<i>No. of Large Sites</i>	<i>No. of Medium Sites</i>	<i>No. of Small Sites</i>	<i>No. of Other Sites</i>	<i>Total Sites</i>
Alabama	Army	2	1	47	9	59
	Navy	0	0	12	2	14
	Air Force	0	1	9	0	10
	Marine Corps	0	0	2	0	2
	<b>Total</b>	2	2	70	11	85
Alaska	Army	2	1	77	11	91
	Navy	1	0	7	0	8
	Air Force	3	0	50	14	67
	<b>Total</b>	6	1	134	25	166
Arizona	Army	1	1	16	5	23
	Navy	0	0	3	0	3
	Air Force	1	1	16	2	20
	Marine Corps	0	1	8	2	11
	<b>Total</b>	2	3	43	9	57
Arkansas	Army	0	1	17	0	18
	Air Force	0	1	6	0	7
	<b>Total</b>	0	2	23	0	25
California	Army	3	2	75	15	95
	Navy	5	7	159	31	202
	Air Force	5	6	64	2	77
	Marine Corps	2	1	53	3	59
	<b>Total</b>	15	16	351	51	433
Colorado	Army	1	1	17	6	25
	Navy	0	0	2	0	2
	Air Force	1	1	70	0	72
	<b>Total</b>	2	2	89	6	99

<i>Large Site</i>	= Total PRV greater than or equal to \$1.640B
<i>Medium Site</i>	= Total PRV less than \$1.640B and greater than or equal to \$875M
<i>Small Site</i>	= Total PRV less than \$875M and greater than 0
<i>Other Site</i>	= PRV equal to 0 (Zero) - primarily land records



## Site Size By Location - FY 2007 Baseline Data

<i>Location</i>	<i>Component</i>	<i>No. of Large Sites</i>	<i>No. of Medium Sites</i>	<i>No. of Small Sites</i>	<i>No. of Other Sites</i>	<i>Total Sites</i>
Connecticut	Army	0	0	13	0	13
	Navy	0	1	13	1	15
	Air Force	0	0	2	0	2
	<b>Total</b>	0	1	28	1	30
Delaware	Army	0	0	4	0	4
	Navy	0	0	1	0	1
	Air Force	0	1	2	1	4
	<b>Total</b>	0	1	7	1	9
District of Columbia	Army	0	1	3	0	4
	Navy	0	0	8	1	9
	Air Force	0	1	0	0	1
	Marine Corps	0	0	1	0	1
	WHS	1	0	1	0	2
	<b>Total</b>	1	2	13	1	17
Florida	Army	0	0	40	0	40
	Navy	2	2	59	7	70
	Air Force	1	5	42	3	51
	Marine Corps	0	0	3	0	3
	<b>Total</b>	3	7	144	10	164
Georgia	Army	3	2	24	5	34
	Navy	1	0	11	1	13
	Air Force	1	1	10	4	16
	Marine Corps	0	1	5	1	7
	<b>Total</b>	5	4	50	11	70

<i>Large Site</i>	= Total PRV greater than or equal to \$1.640B
<i>Medium Site</i>	= Total PRV less than \$1.640B and greater than or equal to \$875M
<i>Small Site</i>	= Total PRV less than \$875M and greater than 0
<i>Other Site</i>	= PRV equal to 0 (Zero) - primarily land records

## Site Size By Location - FY 2007 Baseline Data

<i>Location</i>	<i>Component</i>	<i>No. of Large Sites</i>	<i>No. of Medium Sites</i>	<i>No. of Small Sites</i>	<i>No. of Other Sites</i>	<i>Total Sites</i>
Hawaii	Army	1	2	24	2	29
	Navy	1	2	21	1	25
	Air Force	1	0	18	1	20
	Marine Corps	1	0	9	0	10
	<b>Total</b>	4	4	72	4	84
Idaho	Army	0	0	12	6	18
	Navy	0	0	5	0	5
	Air Force	1	0	42	2	45
	<b>Total</b>	1	0	59	8	68
Illinois	Army	0	1	41	2	44
	Navy	1	0	8	0	9
	Air Force	1	1	6	0	8
	Marine Corps	0	0	1	0	1
	<b>Total</b>	2	2	56	2	62
Indiana	Army	1	1	29	2	33
	Navy	1	0	4	1	6
	Air Force	0	0	6	0	6
	Marine Corps	0	0	1	0	1
	<b>Total</b>	2	1	40	3	46
Iowa	Army	0	1	25	6	32
	Navy	0	0	4	0	4
	Air Force	0	0	3	0	3
	<b>Total</b>	0	1	32	6	39
Kansas	Army	2	0	31	7	40
	Navy	0	0	1	0	1
	Air Force	0	1	8	0	9
	<b>Total</b>	2	1	40	7	50

<i>Large Site</i>	= Total PRV greater than or equal to \$1.640B
<i>Medium Site</i>	= Total PRV less than \$1.640B and greater than or equal to \$875M
<i>Small Site</i>	= Total PRV less than \$875M and greater than 0
<i>Other Site</i>	= PRV equal to 0 (Zero) - primarily land records

## Site Size By Location - FY 2007 Baseline Data

<i>Location</i>	<i>Component</i>	<i>No. of Large Sites</i>	<i>No. of Medium Sites</i>	<i>No. of Small Sites</i>	<i>No. of Other Sites</i>	<i>Total Sites</i>
Kentucky	Army	2	1	26	5	34
	Navy	0	0	2	2	4
	Air Force	0	0	1	0	1
	<b>Total</b>	2	1	29	7	39
Louisiana	Army	1	0	21	6	28
	Navy	0	0	7	0	7
	Air Force	1	0	10	0	11
	Marine Corps	0	0	1	1	2
	<b>Total</b>	2	0	39	7	48
Maine	Army	0	0	10	2	12
	Navy	0	1	13	1	15
	Air Force	0	0	7	0	7
	<b>Total</b>	0	1	30	3	34
Maryland	Army	2	1	30	1	34
	Navy	1	3	32	15	51
	Air Force	1	0	8	0	9
	Marine Corps	0	0	1	0	1
	WHS	0	0	1	0	1
	<b>Total</b>	4	4	72	16	96
Massachusetts	Army	0	0	27	0	27
	Navy	0	0	11	2	13
	Air Force	0	1	11	2	14
	Marine Corps	0	0	2	0	2
	<b>Total</b>	0	1	51	4	56

<i>Large Site</i>	= Total PRV greater than or equal to \$1.640B
<i>Medium Site</i>	= Total PRV less than \$1.640B and greater than or equal to \$875M
<i>Small Site</i>	= Total PRV less than \$875M and greater than 0
<i>Other Site</i>	= PRV equal to 0 (Zero) - primarily land records

## Site Size By Location - FY 2007 Baseline Data

<i>Location</i>	<i>Component</i>	<i>No. of Large Sites</i>	<i>No. of Medium Sites</i>	<i>No. of Small Sites</i>	<i>No. of Other Sites</i>	<i>Total Sites</i>
Michigan	Army	0	0	27	1	28
	Navy	0	0	7	0	7
	Air Force	0	1	7	0	8
	Marine Corps	0	0	1	1	2
	<b>Total</b>	0	1	42	2	45
Minnesota	Army	0	0	27	18	45
	Navy	0	0	5	0	5
	Air Force	0	0	5	0	5
	<b>Total</b>	0	0	37	18	55
Mississippi	Army	0	0	23	72	95
	Navy	0	0	9	3	12
	Air Force	1	0	11	0	12
	<b>Total</b>	1	0	43	75	119
Missouri	Army	1	1	36	4	42
	Navy	0	0	5	1	6
	Air Force	1	0	13	1	15
	Marine Corps	0	0	3	0	3
	<b>Total</b>	2	1	57	6	66
Montana	Army	0	0	16	2	18
	Navy	0	0	2	0	2
	Air Force	0	1	235	1	237
	<b>Total</b>	0	1	253	3	257
Nebraska	Army	0	0	20	1	21
	Navy	0	0	2	0	2
	Air Force	0	1	91	1	93
	<b>Total</b>	0	1	113	2	116

<i>Large Site</i>	= Total PRV greater than or equal to \$1.640B
<i>Medium Site</i>	= Total PRV less than \$1.640B and greater than or equal to \$875M
<i>Small Site</i>	= Total PRV less than \$875M and greater than 0
<i>Other Site</i>	= PRV equal to 0 (Zero) - primarily land records

## Site Size By Location - FY 2007 Baseline Data

<i>Location</i>	<i>Component</i>	<i>No. of Large Sites</i>	<i>No. of Medium Sites</i>	<i>No. of Small Sites</i>	<i>No. of Other Sites</i>	<i>Total Sites</i>
Nevada	Army	1	0	5	1	7
	Navy	0	1	13	1	15
	Air Force	1	1	18	9	29
	<b>Total</b>	2	2	36	11	51
New Hampshire	Army	0	0	8	2	10
	Air Force	0	0	4	0	4
	<b>Total</b>	0	0	12	2	14
New Jersey	Army	1	2	13	1	17
	Navy	0	2	8	1	11
	Air Force	1	0	8	1	10
	<b>Total</b>	2	4	29	3	38
New Mexico	Army	1	0	14	2	17
	Navy	0	0	1	0	1
	Air Force	2	1	18	0	21
	<b>Total</b>	3	1	33	2	39
New York	Army	2	0	51	2	55
	Navy	0	0	19	0	19
	Air Force	0	2	22	2	26
	Marine Corps	0	0	5	0	5
	<b>Total</b>	2	2	97	4	105
North Carolina	Army	1	0	39	9	49
	Navy	0	0	10	7	17
	Air Force	0	2	12	1	15
	Marine Corps	2	2	22	4	30
	<b>Total</b>	3	4	83	21	111

<i>Large Site</i>	= Total PRV greater than or equal to \$1.640B
<i>Medium Site</i>	= Total PRV less than \$1.640B and greater than or equal to \$875M
<i>Small Site</i>	= Total PRV less than \$875M and greater than 0
<i>Other Site</i>	= PRV equal to 0 (Zero) - primarily land records

## Site Size By Location - FY 2007 Baseline Data

<i>Location</i>	<i>Component</i>	<i>No. of Large Sites</i>	<i>No. of Medium Sites</i>	<i>No. of Small Sites</i>	<i>No. of Other Sites</i>	<i>Total Sites</i>
North Dakota	Army	0	0	32	6	38
	Navy	0	0	3	0	3
	Air Force	1	1	339	2	343
	<b>Total</b>	1	1	374	8	384
Ohio	Army	0	0	51	1	52
	Navy	0	0	8	0	8
	Air Force	1	0	12	0	13
	Marine Corps	0	0	1	0	1
	<b>Total</b>	1	0	72	1	74
Oklahoma	Army	2	0	25	1	28
	Navy	0	0	2	0	2
	Air Force	1	1	12	0	14
	<b>Total</b>	3	1	39	1	44
Oregon	Army	0	1	12	8	21
	Navy	0	0	5	0	5
	Air Force	0	0	5	0	5
	<b>Total</b>	0	1	22	8	31
Pennsylvania	Army	0	1	88	2	91
	Navy	0	1	18	0	19
	Air Force	0	0	8	1	9
	Marine Corps	0	0	4	0	4
	<b>Total</b>	0	2	118	3	123
Rhode Island	Army	0	0	11	0	11
	Navy	1	0	12	0	13
	Air Force	0	0	3	0	3
	<b>Total</b>	1	0	26	0	27

<i>Large Site</i>	= Total PRV greater than or equal to \$1.640B
<i>Medium Site</i>	= Total PRV less than \$1.640B and greater than or equal to \$875M
<i>Small Site</i>	= Total PRV less than \$875M and greater than 0
<i>Other Site</i>	= PRV equal to 0 (Zero) - primarily land records

## Site Size By Location - FY 2007 Baseline Data

<i>Location</i>	<i>Component</i>	<i>No. of Large Sites</i>	<i>No. of Medium Sites</i>	<i>No. of Small Sites</i>	<i>No. of Other Sites</i>	<i>Total Sites</i>
South Carolina	Army	1	0	26	1	28
	Navy	0	1	11	6	18
	Air Force	0	2	12	6	20
	Marine Corps	0	2	7	1	10
	<b>Total</b>	1	5	56	14	76
South Dakota	Army	0	0	7	42	49
	Navy	0	0	1	0	1
	Air Force	1	0	23	1	25
	<b>Total</b>	1	0	31	43	75
Tennessee	Army	1	1	22	1	25
	Navy	0	0	5	0	5
	Air Force	1	0	4	1	6
	Marine Corps	0	0	1	0	1
	<b>Total</b>	2	1	32	2	37
Texas	Army	3	2	84	7	96
	Navy	0	3	22	3	28
	Air Force	3	3	54	0	60
	Marine Corps	0	0	2	0	2
	<b>Total</b>	6	8	162	10	186
Utah	Army	1	1	19	6	27
	Navy	0	0	2	0	2
	Air Force	1	0	12	57	70
	<b>Total</b>	2	1	33	63	99
Vermont	Army	0	0	9	0	9
	Navy	0	0	1	0	1
	Air Force	0	0	1	0	1
	<b>Total</b>	0	0	11	0	11

<i>Large Site</i>	= Total PRV greater than or equal to \$1.640B
<i>Medium Site</i>	= Total PRV less than \$1.640B and greater than or equal to \$875M
<i>Small Site</i>	= Total PRV less than \$875M and greater than 0
<i>Other Site</i>	= PRV equal to 0 (Zero) - primarily land records

## Site Size By Location - FY 2007 Baseline Data

<i>Location</i>	<i>Component</i>	<i>No. of Large Sites</i>	<i>No. of Medium Sites</i>	<i>No. of Small Sites</i>	<i>No. of Other Sites</i>	<i>Total Sites</i>
Virginia	Army	1	3	37	4	45
	Navy	2	3	52	24	81
	Air Force	0	1	5	1	7
	Marine Corps	0	1	12	0	13
	WHS	0	1	1	1	3
	<b>Total</b>		3	9	107	30
Washington	Army	1	0	23	3	27
	Navy	2	2	39	12	55
	Air Force	2	0	22	2	26
	Marine Corps	0	0	1	0	1
	<b>Total</b>		5	2	85	17
West Virginia	Army	0	0	32	7	39
	Navy	0	0	4	0	4
	Air Force	0	0	3	0	3
	<b>Total</b>		0	0	39	7
Wisconsin	Army	1	1	29	4	35
	Navy	0	0	5	0	5
	Air Force	0	0	7	0	7
	Marine Corps	0	0	0	1	1
	<b>Total</b>		1	1	41	5
Wyoming	Army	0	0	3	3	6
	Navy	0	0	0	1	1
	Air Force	0	1	82	0	83
	<b>Total</b>		0	1	85	4
<b>United States Total:</b>		97	107	3,640	558	4,402

<i>Large Site</i>	= Total PRV greater than or equal to \$1.640B
<i>Medium Site</i>	= Total PRV less than \$1.640B and greater than or equal to \$875M
<i>Small Site</i>	= Total PRV less than \$875M and greater than 0
<i>Other Site</i>	= PRV equal to 0 (Zero) - primarily land records



## Site Size By Location - FY 2007 Baseline Data

<i>Location</i>	<i>Component</i>	<i>No. of Large Sites</i>	<i>No. of Medium Sites</i>	<i>No. of Small Sites</i>	<i>No. of Other Sites</i>	<i>Total Sites</i>
Territories	Army	0	0	23	2	25
	Navy	2	2	26	15	45
	Air Force	1	0	14	0	15
	Marine Corps	0	0	1	0	1
	<b>Total</b>	3	2	64	17	86
Overseas	Army	1	9	348	13	371
	Navy	4	3	134	13	154
	Air Force	8	5	240	15	268
	Marine Corps	1	3	20	6	30
	<b>Total</b>	14	20	742	47	823
<b>Worldwide Total:</b>		114	129	4,446	622	5,311

<i>Large Site</i>	= Total PRV greater than or equal to \$1.640B
<i>Medium Site</i>	= Total PRV less than \$1.640B and greater than or equal to \$875M
<i>Small Site</i>	= Total PRV less than \$875M and greater than 0
<i>Other Site</i>	= PRV equal to 0 (Zero) - primarily land records

**THIS PAGE INTENTIONALLY LEFT BLANK**

**DEPARTMENT OF DEFENSE**

**Base Structure Report - As of 30 Sept 06**

**VIII. TOTAL DOD INVENTORY**

**THIS PAGE INTENTIONALLY LEFT BLANK**

**DEPARTMENT OF DEFENSE**  
**Base Structure Report - As of 30 Sep 2006**

SITE	BRAC 2005	COMPONENT	NAME NEAREST CITY	BUILDINGS						ACRES OWNED	TOTAL ACRES	PRV (\$M)	MIL	CIV	OTHER
				OWNED		LEASED		OTHER							
				COUNT	SQFT	COUNT	SQFT	COUNT	SQFT						
<b>Alabama</b>															
10C Stagefield		Army Active	New Brockton	5	2,933	0	0	0	0	180	180	19.4	0	0	0
310th Chem USARC	C	Army Reserve	Anniston	3	74,933	0	0	0	0	21	21	12.8	210	1	1
Abston ANG Station		Air Natl Guard	Montgomery	8	81,723	0	0	0	0	0	27	13.8	40	12	0
Allen Stagefield		Army Active	Dothan	6	3,663	0	0	1	44	114	114	17.8	0	0	0
Anniston Army Depot	R	Army Active	Anniston	1,751	9,035,006	0	0	0	0	15,282	15,282	1,560.7	30	4,987	2,022
Barin Field		Navy Active	Foley	7	16,115	0	0	0	0	763	818	32.5	0	0	0
Bill Nichols USARC/ECS #158		Army Reserve	Anniston	2	61,185	0	0	0	0	17	17	14.8	278	11	0
Birmingham Aprt	R	Air Natl Guard	Birmingham	38	339,651	0	0	0	0	0	145	86.5	950	188	0
Brown (4B) Stagefield		Army Active	New Brockton	5	3,253	0	0	0	0	176	176	19.6	0	0	0
Cairns Basefield		Army Active	Daleville	61	473,899	0	0	4	1,107	1,326	1,326	188.0	0	0	0
Dothan Regional Airport ANG Station		Air Natl Guard	Dothan	13	97,472	0	0	0	0	0	36	17.0	161	14	0
* Eglin AFB Ft Walton Beach		Army Guard	Ft Walton Beach	22	27,861	0	0	0	0	0	2,545	16.8	0	0	0
Fort Benning		Army Active	Columbus	60	54,273	0	0	2	169	12,138	12,138	32.2	0	0	0
Fort McClellan	R	Army Active	Anniston	7	90,031	0	0	0	0	491	491	13.5	0	0	0
* Fort McClellan ARNG Tng Center		Army Guard	Anniston	228	890,569	0	0	0	0	22,550	22,550	174.1	226	42	410
Fort Rucker	R	Army Active	Daleville	667	5,038,711	5	14,820	825	2,290,232	57,776	59,827	1,736.9	5,049	2,003	6,111
Goldberg Stagefield		Army Active	Midland City	7	8,758	0	0	0	0	101	101	17.1	0	0	0
Highbluff Stagefield		Army Active	Hartford	5	3,847	0	0	1	44	190	190	16.7	0	0	0
Horace B Hanson USARC		Army Reserve	Birmingham	3	99,805	0	0	0	0	14	14	17.4	634	26	22
Hunt Stagefield		Army Active	Ozark	5	3,754	0	0	0	0	153	153	17.2	0	0	0
Louisville Stagefield		Army Active	Brundidge	2	128	0	0	1	42	104	104	11.2	0	0	0
Martin Air National Guard Station	R	Air Natl Guard	Gadsden	14	71,253	0	0	0	0	0	29	12.6	136	22	0
Maxwell AFB	R	AF Active	Montgomery	592	5,395,776	0	0	0	0	2,524	3,650	1,133.2	2,858	1,171	0
Maxwell Air Force Base Gunter Annex		AF Active	Montgomery	229	2,348,446	2	31,567	0	0	356	376	388.5	1,233	586	40
Montgomery ANG Station		Air Natl Guard	Montgomery	0	0	6	65,123	0	0	12	12	11.0	148	18	0
Montgomery Regional Airport ANG Base	R	Air Natl Guard	Montgomery	42	327,083	0	0	0	0	0	70	80.3	964	218	0
NOLF Brewton		Navy Active	Brewton	0	0	2	1,070	0	0	0	653	24.7	0	0	0
NOLF Evergreen		Navy Active	Evergreen	0	0	1	7,650	0	0	132	440	17.4	0	0	0
NOLF Silverhill		Navy Active	Silverhill	2	1,443	0	0	0	0	400	400	19.6	0	0	0
NOLF Summerdale		Navy Active	Summerdale	1	1,024	0	0	0	0	565	565	23.5	0	0	0
NOLF Wolf		Navy Active	Elberta	1	240	0	0	0	0	422	422	25.5	0	0	0
NOSC Bessemer		Navy Reserve	Bessemer	9	74,941	0	0	0	0	16	16	12.8	613	0	0
Redstone Arsenal	R	Army Active	Huntsville	1,726	11,039,754	0	0	4	15,857	30,920	37,910	3,303.6	1,753	8,341	16,285

\* Sites having assets that are Federally funded (e.g., owned, lease, licence, permit) and State-owned interes

\*\* US Locations that do not meet criteria of at least ten (10) Acres AND at least \$10M PRV. US Territories and Non-US Locations that do not meet criteria of at least ten (10) Acres OR at least \$10M PRV.

**DEPARTMENT OF DEFENSE**  
**Base Structure Report - As of 30 Sep 2006**

SITE	BRAC 2005	COMPONENT	NAME NEAREST CITY	BUILDINGS						ACRES OWNED	TOTAL ACRES	PRV (\$M)	MIL	CIV	OTHER
				OWNED		LEASED		OTHER							
				COUNT	SQFT	COUNT	SQFT	COUNT	SQFT						
Runkle Stagefield		Army Active	Elba	6	4,782	0	0	3	338	235	235	12.8	0	0	0
Shell Basefield		Army Active	Enterprise	13	63,794	0	0	0	0	296	296	50.2	0	0	0
Skelly Stagefield		Army Active	Elba	4	2,537	0	0	0	0	193	193	19.5	0	0	0
Stinson (5AB) Stagefield		Army Active	New Brockton	5	3,433	0	0	0	0	191	191	19.2	0	0	0
Toth Stagefield		Army Active	Dothan	4	3,177	0	0	1	220	128	128	24.0	0	0	0
<b>** OTHER SITE(S) : 47</b>				103	601,363	4	26,448	3	5,135	378	718	124.1	3,675	150	19
<b>Alabama Total:</b>				<b>5,656</b>	<b>36,346,616</b>	<b>20</b>	<b>146,678</b>	<b>845</b>	<b>2,313,188</b>	<b>148,164</b>	<b>162,559</b>	<b>9,338.4</b>	<b>18,958</b>	<b>17,790</b>	<b>24,910</b>
<b>Alaska</b>															
Adak AK NAF CS		Navy Active	Adak Station	573	4,165,122	0	0	0	0	52,181	52,181	4,436.8	0	0	0
Back Island		Navy Active	Ketchikan	3	23,756	0	0	0	0	0	15	52.1	0	0	0
Barter Island Dew Station Bar		AF Active	Kaktovik	19	115,044	0	0	0	0	0	641	127.7	0	0	0
Big Mountain Radio Relay Site		AF Active	Iliamna							0	402	16.2	0	0	0
Birch Lake Recreation Annex		AF Active	Salcha	31	17,983	0	0	0	0	0	51	13.2	0	0	0
Black Rapids Training Area		Army Active	Fairbanks	10	41,227	0	0	0	0	2,782	2,785	19.9	0	0	0
Blair Lake Air Force Rangeex		AF Active	Fairbanks	4	33,094	0	0	0	0	33,962	33,963	24.7	0	0	0
Cape Lisburne Long Range Radar Site		AF Active	Paxson	7	46,258	0	0	0	0	0	1,125	51.6	0	0	0
Cape Newenham Long Range Radar Site		AF Active	Platinum	9	54,220	0	0	0	0	0	2,359	57.2	0	0	0
Cape Romanzof Long Range Radar Site		AF Active	Hooper Bay	8	36,745	0	0	0	0	0	4,900	37.3	0	0	0
Chena River Research Site		AF Active	North Pole	2	420	0	0	0	0	0	3,791	51.6	0	0	0
Clear Alaska		AF Active	Anderson	57	868,191	0	0	0	0	0	11,438	430.5	96	59	0
Cold Bay Long Range Radar Site		AF Active	Cold Bay	5	13,548	0	0	0	0	13	208	11.5	0	0	0
Donnelly Training Area		Army Active	Fairbanks	36	90,153	0	0	0	0	631,693	631,693	105.6	0	0	0
Driftwood Bay Radio Relay Site		AF Active	Unalaska							0	459	27.8	0	0	0
Eareckson AS		AF Active	Shemya Station	94	1,256,160	0	0	0	0	0	3,520	1,840.0	0	0	0
Eielson AFB	R	AF Active	North Pole	453	5,792,624	11	63,933	211	1,534,942	0	19,790	4,058.8	3,678	542	0
Elmendorf AFB	R	AF Active	Anchorage	392	7,790,954	1	19,112	0	0	11,949	13,451	4,334.5	6,997	1,274	10
Fairbanks Eielson Pipeline		Army Active	Fairbanks	5	4,533	0	0	0	0	69	120	511.2	0	0	0
Flaxman Island Range Radar Site		AF Active	Eielson	12	25,438	0	0	0	0	0	605	40.5	0	0	0
Fort Greely	R	Army Active	Fairbanks	204	1,626,474	0	0	0	0	7,200	7,200	1,529.1	210	170	1,179
Fort Richardson	R	Army Active	Anchorage	709	7,908,667	1	990	18	193,264	70,849	71,089	3,266.1	7,050	1,040	1,395
Fort Wainwright	R	Army Active	Fairbanks	637	8,733,537	209	1,100,612	9	167,602	656,210	656,241	4,961.4	5,025	739	1,286
Fort Yukon Long Range Radar Site		AF Active	Fort Yukon Station	6	47,303	0	0	0	0	0	205	19.5	0	0	0
Galena Airport	C	AF Active	Galena	42	356,369	0	0	0	0	0	163	269.2	0	0	0

\* Sites having assets that are Federally funded (e.g., owned, lease, licence, permit) and State-owned interes

\*\* US Locations that do not meet criteria of at least ten (10) Acres AND at least \$10M PRV. US Territories and Non-US Locations that do not meet criteria of at least ten (10) Acres OR at least \$10M PRV.

**DEPARTMENT OF DEFENSE**  
**Base Structure Report - As of 30 Sep 2006**

SITE	BRAC 2005	COMPONENT	NAME NEAREST CITY	BUILDINGS						ACRES OWNED	TOTAL ACRES	PRV (\$M)	MIL	CIV	OTHER
				OWNED		LEASED		OTHER							
				COUNT	SQFT	COUNT	SQFT	COUNT	SQFT						
Gerstle River Arctic Test Site		Army Active	Delta Junction	4	14,814	0	0	0	0	1,650	20,750	121.5	0	0	0
Granite Mountain Radio Relay Site		AF Active	Koyuk	7	26,079	0	0	0	0	0	258	31.3	0	0	0
Haarp Research Station		AF Active	Gulkana	15	33,774	0	0	0	0	5,408	5,408	28.5	0	0	0
Haines Terminal		Army Active	Haines	16	57,081	0	0	0	0	201	201	68.4	0	0	0
Indian Mountain Long Range Radar Site		AF Active	Hughes	8	33,230	0	0	0	0	0	4,226	54.6	0	0	0
Kalakaket Creek Radio Relay Site		AF Active	Ruby	6	24,424	0	0	0	0	0	316	37.8	0	0	0
King Salmon Airport		AF Active	Naknek	0	0	1	182	55	378,206	192	927	352.9	0	0	0
Kulis ANG Base	C	Air Natl Guard	Anchorage	35	420,123	0	0	0	0	0	129	211.0	1,293	239	0
Lonely Short Range Radar Site		AF Active	Barrow	0	0	0	0	13	27,465	0	1,082	57.8	0	0	0
NARL Barrow Camp TR1		Navy Active	Barrow	69	124,419	0	0	0	0	639	639	309.2	0	0	0
Nikolski Radio Relay Site		AF Active	Unalaska	1	120	0	0	0	0	0	323	10.8	0	0	0
NSGA Adak		Navy Active	Adak Station	38	288,458	0	0	0	0	8,820	8,820	309.1	0	0	0
Oliktok Long Range Radar Site		AF Active	Prudhoe Bay	5	36,636	0	0	0	0	160	832	45.2	0	0	0
Pd Tok Junction		Army Active	Tok	3	11,296	0	0	0	0	276	448	10.7	0	0	0
Point Barrow Long Range Radar Site		AF Active	Barrow	0	0	0	0	6	52,965	0	266	37.2	0	0	0
Point Lay Long Range Radar Site		AF Active	Wainwright	0	0	0	0	6	36,640	0	1,442	45.4	0	0	0
Seward Recreation Area		Army Active	Seward	20	52,027	0	0	0	0	1	13	14.0	0	0	0
Sparrevohn Long Range Radar Site		AF Active	Iliamna	8	41,055	0	0	0	0	0	1,179	55.8	0	0	0
Tatalina Long Range Radar Site		AF Active	McGrath	7	37,367	0	0	0	0	0	4,970	60.4	0	0	0
Tin City Long Range Radar Site		AF Active	Wales	6	83,453	0	0	0	0	37	723	62.1	0	0	0
Wainwright Short Range Radar Site		AF Active	Wainwright	0	0	0	0	8	22,622	0	1,519	42.8	0	0	0
Whittier Anchorage Pipeline		Army Active	Anchorage	3	5,283	0	0	1	14,400	174	243	171.8	0	0	0
Yukon Command Training Site		Army Active	Fort Yukon	1	160	0	0	0	0	287,228	287,418	74.9	0	0	0
<b>** OTHER SITE(S) : 118</b>				<b>147</b>	<b>262,936</b>	<b>6</b>	<b>8,568</b>	<b>2</b>	<b>67,000</b>	<b>3,755</b>	<b>1,285,684</b>	<b>177.2</b>	<b>582</b>	<b>0</b>	<b>0</b>
<b>Alaska Total:</b>				<b>3,717</b>	<b>40,600,555</b>	<b>229</b>	<b>1,193,397</b>	<b>329</b>	<b>2,495,106</b>	<b>1,775,448</b>	<b>3,146,211</b>	<b>28,684.3</b>	<b>24,931</b>	<b>4,063</b>	<b>3,870</b>
<b>American Samoa</b>															
Te'O USARC		Army Reserve	Pago Pago	5	24,754	1	3,600	0	0	0	110	10.7	368	3	10
<b>American Samoa Total:</b>				<b>5</b>	<b>24,754</b>	<b>1</b>	<b>3,600</b>	<b>0</b>	<b>0</b>	<b>0</b>	<b>110</b>	<b>10.7</b>	<b>368</b>	<b>3</b>	<b>10</b>
<b>Arizona</b>															
Air Force Plant 44		AF Active	Tucson	71	1,030,468	0	0	0	0	2,174	2,208	278.0	0	0	0
Barnes Hall USARC		Army Reserve	Phoenix	5	63,256	0	0	0	0	12	12	15.1	368	24	1

\* Sites having assets that are Federally funded (e.g., owned, lease, licence, permit) and State-owned interes

\*\* US Locations that do not meet criteria of at least ten (10) Acres AND at least \$10M PRV. US Territories and Non-US Locations that do not meet criteria of at least ten (10) Acres OR at least \$10M PRV.

**DEPARTMENT OF DEFENSE**  
**Base Structure Report - As of 30 Sep 2006**

SITE	BRAC 2005	COMPONENT	NAME NEAREST CITY	BUILDINGS						ACRES OWNED	TOTAL ACRES	PRV (\$M)	MIL	CIV	OTHER
				OWNED		LEASED		OTHER							
				COUNT	SQFT	COUNT	SQFT	COUNT	SQFT						
* Camp Navajo		Army Guard	Flagstaff	894	3,019,239	0	0	0	0	28,345	28,345	815.2	92	8	183
Davis Monthan AFB		AF Active	Tucson	1,443	6,490,330	0	0	0	0	5,072	10,613	1,884.8	6,530	1,078	0
Fort Huachuca	R	Army Active	Sierra Vista	1,833	7,920,502	0	0	21	141,452	58,142	73,400	2,348.9	6,580	2,588	4,582
Gila Bend Air Force Auxiliary Field		AF Active	Gila Bend	41	143,529	0	0	0	0	640	1,886	97.4	0	0	0
Herrea Hall USARC		Army Reserve	Mesa	4	91,663	0	0	0	0	13	13	22.0	488	10	1
Housing		Marine Active	Yuma	0	0	0	0	98	419,626	145	145	63.0	0	0	0
Hsg-Off Base FY 81		Marine Active	Yuma	0	0	0	0	54	182,716	23	23	63.8	0	0	0
Luke AFB	R	AF Active	Litchfield Park	764	4,829,728	0	0	0	0	2,692	4,502	1,386.3	5,906	946	0
Luke Air Force Auxiliary Field No 1		AF Active	Wittman	1	600	0	0	0	0	400	1,105	104.5	0	0	0
Luke Waste Annex		AF Active	Litchfield Park	11	23,906	0	0	0	0	0	46	12.8	0	0	0
MCAS Yuma	R	Marine Active	Yuma	306	2,758,714	0	0	7	7,423	7,017	8,492	1,171.7	3,497	424	0
* Papago Military Reservation	R	Army Guard	Phoenix	63	538,043	0	0	0	0	418	418	124.6	179	54	0
Sky Harbor IAP		Air Natl Guard	Phoenix	17	275,733	0	0	0	0	0	60	82.2	831	206	0
The Barry M Goldwater Air Force Range		AF Active	Gila Bend	11	10,963	0	0	0	0	1,162,690	2,671,680	128.3	0	0	0
Tucson IAP		Air Natl Guard	Tucson	39	861,268	0	0	0	0	92	98	229.8	1,620	739	0
Yuma Proving Ground		Army Active	Yuma	596	2,107,425	0	0	2	8,644	1,001,023	1,008,911	1,391.5	94	646	1,533
<b>** OTHER SITE(S) : 39</b>				<b>180</b>	<b>596,516</b>	<b>3</b>	<b>47,430</b>	<b>195</b>	<b>606,156</b>	<b>702,485</b>	<b>733,531</b>	<b>327.5</b>	<b>3,649</b>	<b>150</b>	<b>46</b>
<b>Arizona Total:</b>				<b>6,279</b>	<b>30,761,883</b>	<b>3</b>	<b>47,430</b>	<b>377</b>	<b>1,366,017</b>	<b>2,971,382</b>	<b>4,545,488</b>	<b>10,547.6</b>	<b>29,834</b>	<b>6,873</b>	<b>6,346</b>
<b>Arkansas</b>															
ECS 15	C	Army Reserve	Barling	5	109,401	4	82,278	0	0	39	39	33.3	0	50	0
* Fort Chaffee MTC	C	Army Guard	Fort Smith	424	1,578,300	0	0	0	0	64,272	64,272	430.6	593	26	332
Fort Smith MAP	R	Air Natl Guard	Fort Smith	45	349,407	0	0	0	0	0	142	88.9	967	218	0
Little Rock AFB	R	AF Active	Jacksonville	340	3,733,152	0	0	0	0	6,102	6,898	1,245.6	5,902	637	0
Maurice Britt USARC	R	Army Reserve	North Little Rock	10	201,142	0	0	0	0	43	43	40.0	1,293	184	37
Pine Bluff Arsenal		Army Active	Pine Bluff	913	3,590,625	0	0	0	0	13,493	13,493	1,249.7	40	1,034	1,330
<b>** OTHER SITE(S) : 19</b>				<b>48</b>	<b>318,098</b>	<b>0</b>	<b>0</b>	<b>1</b>	<b>100</b>	<b>534</b>	<b>905</b>	<b>61.1</b>	<b>4,062</b>	<b>478</b>	<b>1,096</b>
<b>Arkansas Total:</b>				<b>1,785</b>	<b>9,880,124</b>	<b>4</b>	<b>82,278</b>	<b>1</b>	<b>100</b>	<b>84,483</b>	<b>85,791</b>	<b>3,149.3</b>	<b>12,857</b>	<b>2,627</b>	<b>2,795</b>
<b>California</b>															
Admiral Hartman Hsg		Navy Active	San Diego	0	0	0	0	440	737,527	138	138	104.2	0	0	0
Air Force Plant 42		AF Active	Palmdale	102	3,230,669	0	0	0	0	5,843	6,131	1,397.0	57	17	0
Alameda Annex		Navy Active	Alameda	8	866,604	0	0	0	0	51	51	120.1	0	0	0
Alameda CA NAS CSO		Navy Active	Alameda	181	5,734,633	0	0	0	0	2,414	2,573	1,969.9	13	0	0
Alameda Facility		Navy Active	Alameda	12	1,392,353	0	0	0	0	96	97	305.7	0	0	0

\* Sites having assets that are Federally funded (e.g., owned, lease, licence, permit) and State-owned interests

\*\* US Locations that do not meet criteria of at least ten (10) Acres AND at least \$10M PRV. US Territories and Non-US Locations that do not meet criteria of at least ten (10) Acres OR at least \$10M PRV.



**DEPARTMENT OF DEFENSE**  
**Base Structure Report - As of 30 Sep 2006**

SITE	BRAC 2005	COMPONENT	NAME NEAREST CITY	BUILDINGS						ACRES OWNED	TOTAL ACRES	PRV (\$M)	MIL	CIV	OTHER
				OWNED		LEASED		OTHER							
				COUNT	SQFT	COUNT	SQFT	COUNT	SQFT						
Bayview Hills Housing		Navy Active	San Diego	1	5,500	0	0	199	1,622,259	162	162	187.9	0	0	0
Beale AFB	R	AF Active	Marysville	1,573	4,595,200	0	0	0	0	22,931	22,944	2,035.6	4,383	581	0
Broadway Complex	C	Navy Active	San Diego	19	888,843	2	161,369	0	0	20	25	207.7	24	0	0
BT Collins USARC/AMSA (G)		Army Reserve	Sacramento	10	191,585	0	0	0	0	38	38	52.1	896	35	24
C3F Complex		Navy Active	San Diego	17	385,228	0	0	0	0	91	91	104.5	0	0	0
Cabrillo Hsg Long Bch		Navy Active	Long Beach	250	736,152	0	0	0	0	91	91	90.4	0	0	0
Capehart Hsg 3 Mugu		Navy Active	Camarillo	78	462,884	0	0	0	0	52	52	91.0	0	0	0
Castle AFB		AF Active	Atwater	197	2,367,942	0	0	0	0	1,922	2,402	1,141.9	0	0	0
Castle Housing Annex No 2		AF Active	Atwater	227	457,314	0	0	0	0	80	81	71.9	0	0	0
Centerville Beach		Navy Active	Ferndale	76	204,039	0	0	0	0	47	49	45.5	0	0	0
Channel Islands	R	Air Natl Guard	Oxnard	20	340,723	0	0	0	0	206	206	144.2	1,202	223	0
Chesterton Hsg		Navy Active	San Diego	1	6,863	0	0	435	810,605	144	144	116.3	0	0	0
Choc Mt Arial Gnry Rng		Marine Active	Niland	5	41,028	0	0	0	0	459,506	459,506	18.2	0	0	0
Chollas Heights Hsg		Navy Active	San Diego	0	0	0	0	91	556,927	78	78	67.5	0	0	0
Clev NF Survival Tra		Navy Active	Warner Springs	42	45,265	0	0	0	0	0	6,166	11.2	0	0	0
Combat Support Training Center	R	Army Reserve	Livermore	114	1,036,832	0	0	128	288,682	2,468	2,468	312.2	1,298	258	1,510
Concord-CA-0696A		Army Active	Concord	0	0	0	0	125	313,882	0	6,100	324.3	4	36	3
CSO NCEL Pt Hueneme CA		Navy Active	Port Hueneme	50	230,794	0	0	0	0	33	33	64.9	0	0	0
Davis Communications Annex		AF Active	Davis	4	29,524	0	0	0	0	316	316	20.2	0	0	0
Def Distr Reg West Sharpe Site		Army Active	Stockton	80	4,181,783	0	0	0	0	724	724	781.5	238	11	42
Def Distr Reg West Tracy		Army Active	Tracy	59	5,408,042	1	4,850	0	0	908	908	893.2	4	16	1
Desert Range		Navy Active	El Centro	2	8,040	0	0	0	0	6,226	52,263	28.3	0	0	0
Det Concord	C	Navy Active	Concord	492	1,947,566	0	0	0	0	7,519	8,255	1,041.5	76	0	0
Dixon Transmitter Fac		Navy Active	Dixon	25	78,248	0	0	0	0	1,285	1,285	95.5	0	0	0
Edwards AFB	R	AF Active	Rosamond	2,280	9,362,297	0	0	0	0	279,499	300,723	4,662.6	2,223	3,193	0
El Monte USARC		Army Reserve	El Monte	4	38,348	0	0	0	0	0	11	11.2	433	10	2
Estero Bay Fuel Comple		Navy Active	Morro Bay	6	1,960	0	0	0	0	175	175	101.1	0	0	0
Eucalyptus Housing		Navy Active	San Diego	0	0	0	0	57	466,754	41	41	50.5	0	0	0
Fallbrook California	R	Navy Active	Fallbrook	274	1,003,482	0	0	0	0	8,851	8,851	409.9	0	0	0
Fleet ASW	R	Navy Active	San Diego	42	1,098,290	0	0	0	0	11	37	291.1	0	0	0
Former Phibase Coronado	R	Navy Active	Coronado	185	2,494,335	0	0	0	0	718	975	799.3	396	11	0
Fort Hunter Liggett	R	Army Reserve	King City	272	911,110	0	0	6	2,508	164,261	164,261	557.6	51	9	253
Fort Macarthur Family Housing Annex		AF Active	San Pedro	418	1,455,257	0	0	0	0	155	156	229.2	0	0	0
Fort Ord		Army Active	Seaside	1,680	7,752,292	0	0	109	421,250	14,159	14,159	2,503.0	0	0	0
Fresno Atm	R	Air Natl Guard	Fresno	46	382,907	0	0	0	0	0	117	141.4	939	249	0

\* Sites having assets that are Federally funded (e.g., owned, lease, licence, permit) and State-owned interes

\*\* US Locations that do not meet criteria of at least ten (10) Acres AND at least \$10M PRV. US Territories and Non-US Locations that do not meet criteria of at least ten (10) Acres OR at least \$10M PRV.

**DEPARTMENT OF DEFENSE**  
**Base Structure Report - As of 30 Sep 2006**

SITE	BRAC 2005	COMPONENT	NAME NEAREST CITY	BUILDINGS						ACRES OWNED	TOTAL ACRES	PRV (\$M)	MIL	CIV	OTHER
				OWNED		LEASED		OTHER							
				COUNT	SQFT	COUNT	SQFT	COUNT	SQFT						
Fuel Farm		Navy Active	San Diego	86	97,709	0	0	0	0	206	206	170.0	0	0	0
George		AF Active	Adelanto	859	4,475,606	0	0	0	0	4,134	4,450	1,400.1	0	0	0
Hayward Municipal Airport ANG		Air Natl Guard	Hayward	17	148,452	0	0	0	0	0	27	40.6	146	7	0
Holderman Hall USARC		Army Reserve	Los Angeles	3	84,052	0	0	0	0	10	10	20.4	254	15	0
Holtville Carrier LS		Navy Active	El Centro							110	110	16.5	0	0	0
Home Terrace Condos		Navy Active	San Diego	0	0	0	0	27	126,842	10	10	15.3	0	0	0
Howard Gilmore		Navy Active	La Mesa	0	0	0	0	49	759,657	50	50	77.1	0	0	0
Hunters Point CA Annx CSO		Navy Active	San Francisco	206	3,253,325	0	0	0	0	922	922	1,213.5	0	0	0
Hwd Of Oakland USARC/AMSA 85 G		Army Reserve	Oakland	10	108,283	0	0	0	0	16	16	28.3	247	21	5
Imperial Beach		Navy Active	Imperial Beach	79	776,020	0	0	7	4,200	1,402	1,402	300.3	0	0	0
La Mesa Village		Navy Active	Monterey	16	82,268	0	0	254	883,831	298	299	140.6	0	0	0
Lab Recreation		Navy Active	Monterey	20	53,504	0	0	0	0	101	108	25.0	0	0	0
LIFOC		Marine Active	Irvine	226	2,585,327	0	0	0	0	940	940	711.2	0	0	0
Lincoln Communication Annex		AF Active	Lincoln	2	16,264	0	0	0	0	231	231	30.0	0	0	0
Lofgren Terrace		Navy Active	Chula Vista	0	0	0	0	53	375,010	37	37	45.8	0	0	0
Long Beach CA NSY CSO		Navy Active	Long Beach	118	3,109,290	0	0	0	0	390	396	970.2	51	0	0
Long Beach Fuel Comple		Navy Active	Long Beach	5	8,105	0	0	0	0	11	11	19.7	0	0	0
Long Beach Golf Course		Navy Active	Los Alamitos	1	4,200	11	14,716	0	0	0	254	15.9	0	0	0
Long Beach NAVSTA		Navy Active	Long Beach	40	520,823	0	0	0	0	776	776	188.5	0	0	0
Los Angeles AFB		AF Active	El Segundo	15	1,012,629	0	0	0	0	55	58	332.0	1,323	1,124	0
March AFB		AF Active	Sunnymead	645	1,916,064	1	400	0	0	2,053	2,068	841.0	75	86	0
March Air Reserve Base	R	AF Reserve	Sunnymead	197	2,706,717	0	0	0	0	2,151	2,415	1,147.6	4,558	475	0
March USARC		Army Reserve	Moreno Valley	19	77,893	0	0	7	71,133	47	73	30.2	1,201	27	4
Mare Island CA NSY CSO		Navy Active	Vallejo	291	1,728,777	0	0	0	0	5,107	5,109	1,099.5	0	0	0
Marina Village/Sf		Navy Active	San Francisco	160	727,359	0	0	0	0	30	30	86.6	0	0	0
Mather Air Force Base		AF Active	Rancho Cordova	183	1,486,095	0	0	0	0	4,369	4,498	933.2	0	0	0
MCAGCC Twentynine Palms		Marine Active	Twentynine Palms	494	4,886,271	0	0	47	88,313	605,269	605,491	2,455.0	9,539	821	0
MCAS Camp Pendleton	R	Marine Active	Camp Pendleton	74	902,960	0	0	0	0	411	411	409.8	5,219	61	0
MCAS Miramar	R	Marine Active	San Diego	471	5,660,282	0	0	4	11,579	22,638	22,941	3,045.1	11,349	426	0
MCAS Tustin		Marine Active	Tustin	100	1,264,307	0	0	0	0	304	304	526.7	0	0	0
MCB Camp Pendleton	R	Marine Active	Camp Pendleton	15	591,633	0	0	2	12,000	126,749	126,749	197.8	33,189	7,530	641
McClellan Air Force Base		AF Active	Sacramento	406	9,041,748	0	0	0	0	2,854	2,950	2,672.6	37	17	0
McClellan Family Housing Annex		AF Active	Sacramento	293	648,101	0	0	0	0	17	18	112.8	0	0	0
MCRD San Diego		Marine Active	San Diego	133	2,571,724	0	0	0	0	433	433	657.8	1,792	305	61
Mission Gorge		Navy Active	San Diego	21	37,551	0	0	0	0	448	448	32.1	0	0	0

\* Sites having assets that are Federally funded (e.g., owned, lease, licence, permit) and State-owned interes

\*\* US Locations that do not meet criteria of at least ten (10) Acres AND at least \$10M PRV. US Territories and Non-US Locations that do not meet criteria of at least ten (10) Acres OR at least \$10M PRV.

**DEPARTMENT OF DEFENSE**  
**Base Structure Report - As of 30 Sep 2006**

SITE	BRAC 2005	COMPONENT	NAME NEAREST CITY	BUILDINGS						ACRES OWNED	TOTAL ACRES	PRV (\$M)	MIL	CIV	OTHER
				OWNED		LEASED		OTHER							
				COUNT	SQFT	COUNT	SQFT	COUNT	SQFT						
Moffett Community Hsg		Army Reserve	Mountain View	112	786,774	0	0	125	675,706	140	140	188.2	0	0	0
* MTC-H Camp Roberts		Army Guard	Camp Roberts	731	2,896,230	0	0	0	0	42,815	42,815	943.7	510	207	452
Murphy Canyon		Navy Active	San Diego	4	30,360	0	0	1,086	4,452,965	733	733	656.3	0	0	0
MWTC Bridgeport		Marine Active	Bridgeport	45	298,137	0	0	0	0	0	60,513	101.3	181	29	9
NAF El Centro		Navy Active	El Centro	258	1,195,695	0	0	0	0	1,636	1,711	622.8	912	492	0
NAS Alameda/SF		Navy Active	Alameda	19	69,980	0	0	0	0	188	188	187.7	0	0	0
NAS Lemoore	R	Navy Active	Lemoore NAS	1,061	6,471,117	0	0	0	0	26,776	26,777	2,106.3	4,475	467	0
NAS Lemoore (Stockton)		Navy Active	Stockton	31	535,703	0	0	0	0	0	28	237.7	0	1	0
NAS Moffett Field		Air Natl Guard	Sunnyvale	47	352,135	0	0	0	0	13	142	124.1	906	203	0
NAS North Island	R	Navy Active	San Diego	619	9,064,770	0	0	11	5,240	2,803	2,803	3,199.7	14,691	4,091	0
NAS North Island (Silver Strand)		Navy Active	Imperial Beach	8	72,918	0	0	0	0	549	549	23.8	0	0	0
NAVBASE Ventura Cnty	R	Navy Active	Point Mugu	901	4,673,238	1	12	3	5,952	4,491	4,491	1,547.6	1,102	0	0
NAVBASE Ventura Cty Pt Mugu (Laguna Peak)		Navy Active	Point Mugu	10	14,325	0	0	0	0	39	39	11.4	0	0	0
NAVMEDECEN San Diego	R	Navy Active	San Diego	25	1,984,075	0	0	0	0	78	79	673.1	4,239	2,271	4
NAVOSPTCEN Alameda		Navy Reserve	Alameda	5	84,060	0	0	0	0	15	15	24.0	691	0	0
NAVOSPTCEN Los Angeles	C	Navy Reserve	Los Angeles	7	126,557	0	0	0	0	0	23	30.4	848	0	0
NAVOSPTCEN Los Angeles N62103		Navy Reserve	Los Angeles	6	142,462	0	0	0	0	11	11	33.8	0	0	0
NAVOSPTCEN Moreno		Navy Reserve	Moreno Valley	4	67,123	0	0	0	0	10	10	14.5	160	0	0
NAVOSPTCEN Sacramento		Navy Reserve	Sacramento	4	48,908	0	0	0	0	20	20	12.5	611	0	0
NAVPMOSSP Mtn View		Navy Active	Mountain View	10	785,777	0	0	0	0	343	343	305.2	0	0	0
NAVSTA San Diego	R	Navy Active	San Diego	318	5,307,198	0	0	5	28,151	1,029	1,046	1,894.7	28,027	3,552	0
NAVSUPPDET Monterey	R	Navy Active	Monterey	74	1,367,267	0	0	0	0	191	192	375.7	1,581	1,127	0
NAVSUPPDET Monterey (Skaggs Island)		Navy Active	Skaggs Island	41	182,700	0	0	0	0	3,309	3,309	106.2	0	0	0
NAVWPNSTA Seal Beach	R	Navy Active	Seal Beach	358	2,497,879	0	0	2	1,500	5,023	5,023	781.9	345	0	0
NAVWPNSTA Seal Beach (Corona)		Navy Active	Corona	52	437,173	0	0	0	0	226	226	147.0	0	0	0
Navy School Annex		Navy Active	Monterey	13	135,882	0	0	0	0	20	20	45.1	0	0	0
NAWS China Lake	R	Navy Active	China Lake	262	2,007,423	0	0	0	0	606,885	606,926	1,257.2	769	2,813	0
Nebo Area	R	Marine Active	Barstow	293	2,636,747	0	0	1	420	1,286	1,286	609.1	0	0	0
* NG Hammer Field		Army Guard	Fresno	4	96,727	0	0	0	0	30	30	23.9	820	186	6
* NG Sacramento Depot Activity		Army Guard	Sacramento	9	21,605	0	0	0	0	22	22	35.5	0	0	0
* NG Sacramento Mather		Army Guard	Sacramento	7	86,428	0	0	0	0	30	30	38.3	325	1	2
Norton AFB		AF Active	San Bernardino	412	3,874,708	0	0	0	0	2,006	2,272	1,064.6	0	0	0
Norwalk Fuel Complex		Navy Active	Norwalk	1	676	0	0	0	0	17	18	23.6	0	0	0

\* Sites having assets that are Federally funded (e.g., owned, lease, licence, permit) and State-owned interes

\*\* US Locations that do not meet criteria of at least ten (10) Acres AND at least \$10M PRV. US Territories and Non-US Locations that do not meet criteria of at least ten (10) Acres OR at least \$10M PRV.

**DEPARTMENT OF DEFENSE**  
**Base Structure Report - As of 30 Sep 2006**

SITE	BRAC 2005	NAME NEAREST CITY	BUILDINGS						ACRES OWNED	TOTAL ACRES	PRV (\$M)	MIL	CIV	OTHER	
			OWNED		LEASED		OTHER								
			COUNT	SQFT	COUNT	SQFT	COUNT	SQFT							
Norwalk2		AF Reserve	Norwalk	9	7,767	0	0	0	0	47	55	98.4	0	0	0
NTC and Fort Irwin		Army Active	Barstow	693	3,873,942	0	0	971	3,784,508	636,181	636,521	2,235.2	4,344	839	3,885
Oakland CA FISC CSO		Navy Active	Oakland	110	7,734,264	0	0	0	0	516	521	1,323.1	0	0	0
Old Town		Navy Active	San Diego	12	1,501,120	0	0	0	0	70	70	403.0	0	0	0
Onizuka As	C	AF Active	Sunnyvale	20	500,809	0	0	0	0	20	23	157.9	52	170	0
Ord Military Community		Army Active	Seaside	53	543,153	0	0	898	2,161,951	771	771	490.5	0	0	0
Ozol Defense Fuel Support Point		AF Active	Martinez	4	4,494	0	0	0	0	54	76	84.7	0	0	0
Patton Hall USARC		Army Reserve	Bell	5	166,331	0	0	0	0	21	21	40.3	910	27	4
Pillar Point Afs		AF Active	Half Moon Bay	13	25,629	0	0	0	0	55	55	11.6	0	0	0
Point Arena Air Force Station		AF Active	Point Arena	47	92,706	0	0	0	0	74	82	28.1	0	0	0
Pomerado Terrace		Navy Active	San Diego	0	0	0	0	23	263,281	52	52	31.6	0	0	0
Port Hueneme	R	Navy Active	Port Hueneme	625	6,166,667	47	375,248	0	0	1,793	1,793	1,646.7	6,075	3,205	0
Presidio of Monterey		Army Active	Monterey	138	1,784,134	2	55,809	76	193,285	392	392	554.4	4,391	1,568	2,004
Randsburg Wash Area		Navy Active	Trona	42	159,599	0	0	0	0	186,994	187,117	62.0	0	0	0
Richmond, Pt Molate		Navy Active	Richmond	14	32,168	0	0	0	0	413	413	58.0	0	0	0
Riverbank AAP	C	Army Active	Riverbank	120	756,945	0	0	0	0	172	172	268.6	0	4	240
Sacramento Army Depot		Army Active	Sacramento	5	9,470	0	0	0	0	48	48	13.6	0	0	0
San Clemente		Navy Active	San Diego	220	544,843	0	0	12	21,600	36,206	36,206	287.8	0	0	0
San Diego USARC # 2		Army Reserve	Vallejo	6	151,221	0	0	0	0	34	34	55.7	668	31	1
San Nicolas Island		Navy Active	San Nicolas Island	146	411,033	0	0	0	0	13,370	13,370	326.0	0	0	0
San Pedro Fuel Depot		Navy Active	Los Angeles	27	34,301	0	0	0	0	269	272	165.1	0	0	0
Santa Cruz Island		Navy Active	Goleta	11	19,832	0	0	0	0	0	11	19.7	0	0	0
SAT COM		Army Active	Camp Roberts	11	43,039	2	16,500	0	0	23	23	20.6	56	2	28
Sepulveda National Guard Station		Air Natl Guard	Van Nuys	13	85,839	0	0	0	0	26	26	21.9	132	19	0
Sierra Army Depot	R	Army Active	Herlong	1,023	5,226,292	0	0	0	0	36,096	36,096	1,743.4	1	680	451
Silas B. Hays		Army Active	Seaside	1	369,662	0	0	0	0	24	24	92.0	1	0	556
SPAWARSYSCEN		Navy Active	San Diego	259	1,847,998	0	0	0	0	510	511	546.4	0	0	0
SUBASE San Diego	R	Navy Active	San Diego	133	1,051,970	0	0	0	0	334	336	371.9	5,057	8,262	18
Terrace View Villas		Navy Active	San Diego	0	0	0	0	65	244,748	17	17	27.8	0	0	0
Travis AFB		AF Active	Fairfield	1,676	10,108,828	140	423,742	8	17,851	5,128	6,383	3,729.3	9,775	1,209	0
Travis Water System Annex No 2		AF Active	Vacaville	12	23,421	0	0	0	0	206	206	19.1	0	0	0
Treasure Island CSO		Navy Active	San Francisco	132	2,103,717	1	30,000	0	0	1,139	1,141	800.4	1	0	0
* TS AFRC Los Alamitos	R	Army Guard	Los Alamitos	205	1,456,375	0	0	0	0	2,714	2,714	678.1	2,713	218	896
Tulelake Radar Site		AF Active	Alturas	4	17,140	0	0	0	0	0	928	43.6	0	0	0
Tustin USARC		Army Reserve	Santa Ana	2	42,214	0	0	0	0	15	15	11.6	492	11	30
Vandenberg AFB	R	AF Active	Lompoc	2,654	9,255,769	0	0	9	32,907	98,164	132,184	3,259.7	2,671	1,118	0

\* Sites having assets that are Federally funded (e.g., owned, lease, licence, permit) and State-owned interes

\*\* US Locations that do not meet criteria of at least ten (10) Acres AND at least \$10M PRV. US Territories and Non-US Locations that do not meet criteria of at least ten (10) Acres OR at least \$10M PRV.

**DEPARTMENT OF DEFENSE**  
**Base Structure Report - As of 30 Sep 2006**

SITE	BRAC 2005	COMPONENT	NAME NEAREST CITY	BUILDINGS						ACRES OWNED	TOTAL ACRES	PRV (\$M)	MIL	CIV	OTHER
				OWNED		LEASED		OTHER							
				COUNT	SQFT	COUNT	SQFT	COUNT	SQFT						
Vista Del Sol		Marine Active	Twentynine Palms	0	0	241	806,975	0	0	0	111	92.7	0	0	0
Yermo Area		Marine Active	Barstow	90	1,908,351	0	0	3	4,744	1,681	1,681	623.8	113	429	125
<b>** OTHER SITE(S) : 287</b>				5,341	31,288,916	30	653,520	2,490	10,730,027	339,472	365,888	10,488.2	10,026	315	192
<b>California Total:</b>				<b>33,684</b>	<b>247,659,987</b>	<b>479</b>	<b>2,543,141</b>	<b>7,828</b>	<b>30,177,795</b>	<b>3,827,676</b>	<b>4,035,323</b>	<b>89,989.5</b>	<b>189,888</b>	<b>49,111</b>	<b>11,449</b>
<b>Colorado</b>															
Buckley AFB	R	AF Active	Aurora	174	2,438,464	0	0	0	0	3,283	3,872	859.3	2,731	779	0
* Buckley AFB		Army Guard	Aurora	11	177,789	0	0	0	0	16	16	42.4	720	109	14
Cheyenne Mtn		AF Active	Colorado Springs	51	340,242	0	0	0	0	499	567	166.4	447	115	0
DFAS Denver Annex	R	AF Active	Denver	4	450,487	0	0	0	0	72	72	92.0	0	0	0
Falcon AFB		AF Active	Ellicott	57	1,493,912	0	0	0	0	3,198	4,172	577.3	2,064	534	1
* Firestone		Army Guard	Longmont	4	81,510	0	0	0	0	11	11	17.0	169	35	47
Fort Carson	R	Army Active	Colorado Springs	708	8,747,496	2	915	1,777	4,280,968	137,404	137,412	3,524.5	14,026	1,775	3,490
Ft Carson Weapons Range		Air Natl Guard	Pueblo	5	12,224	0	0	0	0	3,110	3,110	11.4	0	0	0
Greeley Air National Guard Station		Air Natl Guard	Greeley	5	34,525	0	0	0	0	0	17	10.9	0	0	0
Joe P Martinez USARC/AMSA #100		Army Reserve	Denver	3	82,127	0	0	0	0	20	20	19.2	362	27	4
Lowry		AF Active	Denver	57	1,449,100	0	0	0	0	103	103	313.2	1	3	0
NAVOSPTCEN Denver		Navy Reserve	Lakewood	4	127,460	0	0	0	0	0	15	26.9	483	0	0
Peterson AFB	R	AF Active	Colorado Springs	393	3,586,534	39	367,420	0	0	201	1,295	1,081.2	5,256	2,438	43
Pinon Canyon		Army Active	Trinidad	22	64,155	0	0	0	0	235,900	235,900	120.3	0	6	0
Pueblo Chemical Depot		Army Active	Pueblo	1,126	6,086,171	0	0	0	0	23,121	23,121	1,594.3	2	224	538
Rocky Mountain Arsenal		Army Active	Commerce City	35	405,297	0	0	0	0	11,041	11,425	213.9	0	9	345
USAF Academy	R	AF Active	Colorado Springs	1,101	8,762,496	0	0	0	0	18,455	53,276	2,397.9	1,991	1,456	0
USAF Academy Auxiliary Airfield		AF Active	Calhan	1	1,651	0	0	0	0	0	197	10.8	0	0	0
William T. Fitzsimons USARC		Army Reserve	Aurora	4	135,173	0	0	0	0	21	21	32.3	883	13	0
<b>** OTHER SITE(S) : 80</b>				103	208,384	10	140,588	1	17,707	1,037	8,818	433.3	1,721	31	33
<b>Colorado Total:</b>				<b>3,868</b>	<b>34,685,197</b>	<b>51</b>	<b>508,923</b>	<b>1,778</b>	<b>4,298,675</b>	<b>437,492</b>	<b>483,440</b>	<b>11,544.2</b>	<b>30,856</b>	<b>7,554</b>	<b>4,515</b>
<b>Connecticut</b>															
* AASF		Army Guard	Windsor Locks	16	185,574	0	0	0	0	0	32	63.7	24	0	1
Berry-Rosenblatt AFRC		Army Reserve	Hartford	2	163,763	0	0	0	0	12	12	38.7	677	16	0
BG John W Middleton USARC		Army Reserve	East Windsor Hill	5	66,120	0	0	0	0	16	16	21.3	193	6	0
Bloomfield		Navy Active	Bloomfield	6	141,299	0	0	0	0	85	85	45.7	0	0	0
Bradley IAP	R	Air Natl Guard	Windsor Locks	33	316,276	0	0	0	0	4	148	100.9	40	7	0
Conning Towers		Navy Active	Groton	84	276,295	0	0	0	0	50	50	47.1	0	0	0

\* Sites having assets that are Federally funded (e.g., owned, lease, licence, permit) and State-owned interes

\*\* US Locations that do not meet criteria of at least ten (10) Acres AND at least \$10M PRV. US Territories and Non-US Locations that do not meet criteria of at least ten (10) Acres OR at least \$10M PRV.

**DEPARTMENT OF DEFENSE**  
**Base Structure Report - As of 30 Sep 2006**

SITE	BRAC 2005	COMPONENT	NAME NEAREST CITY	BUILDINGS						ACRES OWNED	TOTAL ACRES	PRV (\$M)	MIL	CIV	OTHER
				OWNED		LEASED		OTHER							
				COUNT	SQFT	COUNT	SQFT	COUNT	SQFT						
Dolphin Gardens		Navy Active	Groton	1	47,779	0	0	0	0	40	40	11.6	0	0	0
Nautilus Park 1st Inc		Navy Active	Groton	501	678,581	0	0	0	0	50	50	91.7	0	0	0
Nautilus Park 2nd Inc		Navy Active	Groton	263	647,714	0	0	0	0	142	142	81.6	0	0	0
Nautilus Park 3rd Inc		Navy Active	Groton	129	372,017	0	0	0	0	115	115	51.9	0	0	0
New London	R	Navy Active	Groton	280	3,688,440	0	0	0	0	686	687	1,234.4	9,110	949	0
* Newtown Military Reservation		Army Guard	Newtown	0	0	2	53,771	0	0	0	95	12.3	6	0	0
Orange ANG Communication Station		Air Natl Guard	New Haven	7	62,825	0	0	0	0	21	29	13.2	258	39	0
Polaris Park		Navy Active	Groton	91	399,255	0	0	0	0	52	52	45.9	0	0	0
Stratford Army Engine Plant		Army Active	Stratford	42	1,616,856	0	0	0	0	124	124	368.9	0	0	93
Trident Park		Navy Active	Groton	155	605,914	0	0	0	0	85	86	75.4	0	0	0
<b>** OTHER SITE(S) : 14</b>				<b>23</b>	<b>237,715</b>	<b>7</b>	<b>48,502</b>	<b>0</b>	<b>0</b>	<b>93</b>	<b>124</b>	<b>72.8</b>	<b>1,787</b>	<b>47</b>	<b>0</b>
<b>Connecticut Total:</b>				<b>1,638</b>	<b>9,506,423</b>	<b>9</b>	<b>102,273</b>	<b>0</b>	<b>0</b>	<b>1,574</b>	<b>1,886</b>	<b>2,377.1</b>	<b>12,095</b>	<b>1,064</b>	<b>94</b>
<b><u>Delaware</u></b>															
Dover AFB	R	AF Active	Dover	202	3,620,460	0	0	0	0	3,218	3,824	1,335.9	5,029	707	0
New Castle County Airport	R	Air Natl Guard	Newport	37	281,547	0	0	0	0	0	80	83.7	1,048	178	0
* River Road Training Site		Army Guard	New Castle	33	162,736	0	0	0	0	227	227	26.8	79	76	9
<b>** OTHER SITE(S) : 6</b>				<b>17</b>	<b>127,317</b>	<b>0</b>	<b>0</b>	<b>0</b>	<b>0</b>	<b>28</b>	<b>29</b>	<b>29.0</b>	<b>841</b>	<b>15</b>	<b>0</b>
<b>Delaware Total:</b>				<b>289</b>	<b>4,192,060</b>	<b>0</b>	<b>0</b>	<b>0</b>	<b>0</b>	<b>3,473</b>	<b>4,160</b>	<b>1,475.3</b>	<b>6,997</b>	<b>976</b>	<b>9</b>
<b><u>District of Columbia</u></b>															
Bellevue		Navy Active	Washington, DC	190	314,976	0	0	0	0	60	60	37.1	0	0	0
Bolling AFB	R	AF Active	Washington, DC	436	4,870,561	0	0	0	0	607	607	880.9	1,900	808	0
Fort Lesley J McNair		Army Active	Washington, DC	59	1,086,162	0	0	0	0	107	107	246.3	766	563	220
Marine Barracks		Marine Active	Washington, DC	10	277,477	0	0	0	0	12	12	93.5	934	58	0
Naval Research Lab		Navy Active	Washington, DC	88	3,066,076	0	0	0	0	131	133	835.1	48	0	0
NAVSTA Anacostia	R	Navy Active	Washington, DC	56	1,329,200	0	0	0	0	299	351	382.0	8,289	10,139	37
NDEPT Potomac Annex	R	Navy Active	Washington, DC	16	186,212	0	0	0	0	12	12	37.4	0	0	0
NSA North Potomac		Navy Active	Washington, DC	36	224,325	0	0	0	0	72	72	50.6	0	0	0
NSA Washington		Navy Active	Washington, DC	89	3,518,203	0	0	0	0	78	78	838.8	16	131	0
Pentagon Reservation		WHS	Washington, DC	13	6,525,621	0	0	0	0	228	228	2,448.5	6,234	4,492	464
Walter Reed AMC Main Post	R	Army Active	Washington, DC	50	4,574,643	0	0	9	43,488	113	113	1,462.2	2,980	2,810	2,416
<b>** OTHER SITE(S) : 6</b>				<b>12</b>	<b>143,793</b>	<b>9</b>	<b>218,374</b>	<b>0</b>	<b>0</b>	<b>17</b>	<b>27</b>	<b>69.6</b>	<b>3,289</b>	<b>7,784</b>	<b>12</b>
<b>District of Columbia Total:</b>				<b>1,055</b>	<b>26,117,249</b>	<b>9</b>	<b>218,374</b>	<b>9</b>	<b>43,488</b>	<b>1,736</b>	<b>1,799</b>	<b>7,382.2</b>	<b>24,456</b>	<b>26,785</b>	<b>3,149</b>

\* Sites having assets that are Federally funded (e.g., owned, lease, licence, permit) and State-owned interes

\*\* US Locations that do not meet criteria of at least ten (10) Acres AND at least \$10M PRV. US Territories and Non-US Locations that do not meet criteria of at least ten (10) Acres OR at least \$10M PRV.

**DEPARTMENT OF DEFENSE**  
**Base Structure Report - As of 30 Sep 2006**

SITE	BRAC 2005	COMPONENT	NAME NEAREST CITY	BUILDINGS						ACRES OWNED	TOTAL ACRES	PRV (\$M)	MIL	CIV	OTHER
				OWNED		LEASED		OTHER							
				COUNT	SQFT	COUNT	SQFT	COUNT	SQFT						
<b>Florida</b>															
Arbuckle Airfield		AF Active	Avon Park	39	182,748	0	0	0	0	5,145	5,147	102.9	0	0	0
Area C		Navy Active	Orlando	19	185,885	0	0	0	0	82	82	22.4	0	0	0
Avon Park AF Range		AF Active	Avon Park	5	2,915	0	0	0	0	100,929	100,929	24.1	0	31	0
Blount Island Jax FI		Marine Active	Jacksonville	29	693,834	0	0	0	0	1,236	1,390	200.4	90	105	0
Camp Blanding		Air Natl Guard	Starke	25	136,979	0	0	0	0	0	218	21.7	223	3	0
Cape Canaveral Air Force Station		AF Active	Port Canaveral	600	3,839,431	0	0	0	0	17,034	17,092	1,500.8	277	250	0
Cape San Blas Missile Tracking Annex D-3		AF Active	Port St Joe	14	33,003	0	0	0	0	679	679	10.4	0	0	0
Cecil Field FL NAS CSO	R	Navy Active	Cecil Field	32	376,616	0	0	0	0	415	415	478.6	0	0	0
Corry Station		Navy Active	Pensacola	211	2,284,106	0	0	0	0	673	674	464.6	57	1	0
Destin Moreno Point		Army Active	Ft Walton Beach	21	58,872	0	0	0	0	14	14	12.6	0	0	0
Dredgers Key-Sigsbee		Navy Active	Key West	281	1,421,219	0	0	0	0	352	352	230.6	0	0	0
Eglin AFB	R	AF Active	Valpariso	2,016	10,863,261	0	0	0	0	319,085	453,594	2,586.1	7,204	3,272	0
Eglin Air Force Auxiliary Field #3		AF Active	Crestview	299	1,299,493	0	0	0	0	1,348	1,348	487.4	1,203	26	0
Eglin Air Force Auxiliary Field #6		AF Active	Milton	51	168,009	0	0	0	0	629	629	89.4	24	89	0
FISC		Navy Active	Jacksonville	31	41,486	0	0	0	0	181	181	67.2	0	0	0
Fleming Key Magazine		Navy Active	Key West	34	56,707	0	0	0	0	322	323	31.8	0	0	0
Herndon Annex		Navy Active	Orlando	8	139,805	0	0	0	0	83	83	19.2	0	0	0
Homestead Air Force Base		AF Active	Homestead	6	267,749	0	0	0	0	24	24	36.2	20	0	0
Homestead ARB	R	AF Reserve	Homestead	121	970,999	0	0	0	0	1,943	2,311	507.1	1,285	232	0
Hurlburt Field	R	AF Active	Mary Esther	614	4,979,355	0	0	0	0	6,634	6,634	1,105.6	7,337	757	0
Jacksonville IAP	R	Air Natl Guard	Callahan	37	330,497	0	0	0	0	0	342	86.5	998	281	0
Jonathan Dickinson Missile Tracking Anx		AF Active	Hobe Sound	9	26,355	0	0	0	0	0	12	10.8	0	0	0
LTC Luis E. Martinez USARC		Army Reserve	Miami	2	82,716	0	0	0	0	28	28	16.4	763	7	2
Lynn Haven Defense Fuel Sup		AF Active	Lynn Haven	8	12,631	0	0	0	0	203	203	20.3	0	0	0
MacDill AFB	R	AF Active	Tampa	574	5,014,589	0	0	0	0	5,630	5,767	1,472.7	6,098	1,221	61
Malabar Transmitter Annex		AF Active	Palm Bay	9	35,208	0	0	0	0	640	640	11.3	0	0	0
Mariner Housing		Navy Active	Pensacola	0	0	300	428,818	0	0	0	147	32.8	0	0	0
Mayport	R	Navy Active	Jacksonville	638	3,652,962	15	206,486	19	4,715	3,009	3,237	1,018.6	10,945	407	0
NAS Jacksonville	R	Navy Active	Jacksonville	643	8,673,088	0	0	0	0	3,842	3,881	2,173.3	9,097	8,866	3
NAS Key West		Navy Active	Key West	136	931,265	0	0	3	5,663	3,977	4,734	557.3	1,302	292	0
NAS Pensacola	R	Navy Active	Pensacola	525	8,138,458	0	0	0	0	5,540	5,761	1,919.8	11,545	3,738	0
NH Key West		Navy Active	Key West	10	86,680	0	0	0	0	15	15	29.2	0	0	0
NOLF Choctaw		Navy Active	Milton	4	19,936	0	0	0	0	0	1,450	82.4	0	0	0

\* Sites having assets that are Federally funded (e.g., owned, lease, licence, permit) and State-owned interes

\*\* US Locations that do not meet criteria of at least ten (10) Acres AND at least \$10M PRV. US Territories and Non-US Locations that do not meet criteria of at least ten (10) Acres OR at least \$10M PRV.

**DEPARTMENT OF DEFENSE**  
**Base Structure Report - As of 30 Sep 2006**

SITE	BRAC 2005	NAME NEAREST CITY	BUILDINGS						ACRES OWNED	TOTAL ACRES	PRV (\$M)	MIL	CIV	OTHER	
			OWNED		LEASED		OTHER								
			COUNT	SQFT	COUNT	SQFT	COUNT	SQFT							
NOLF Holley		Navy Active	Milton	1	1,024	0	0	0	0	698	698	35.1	0	0	0
NOLF Santa Rosa		Navy Active	Milton	2	1,517	0	0	0	0	738	738	54.4	0	0	0
NOLF Spencer		Navy Active	Milton	3	6,311	0	0	0	0	640	640	33.9	0	0	0
NOSC-MCRC Miami		Navy Reserve	Miami	2	62,752	0	0	0	0	20	20	12.2	138	0	0
NOTU Cape Canaveral		Navy Active	Cape Canaveral	0	0	0	0	76	490,195	0	250	166.1	0	5	0
NSA Orlando		Navy Active	Orlando	3	302,156	5	231,904	0	0	41	50	86.8	869	1	0
NSA Panama City	R	Navy Active	Panama City	231	1,417,002	17	97,558	0	0	659	669	300.6	148	0	0
NTC Annex		Navy Active	Orlando	100	712,045	0	0	0	0	712	712	148.5	0	0	0
OLF Bronson		Navy Active	Pensacola	27	13,220	0	0	17	12,816	967	1,098	29.0	0	0	0
OLF Whitehouse		Navy Active	Cecil Field	7	10,354	0	0	0	0	1,908	2,565	34.6	0	0	0
Orlando ASF 49		Army Reserve	Taft	3	28,813	0	0	0	0	34	34	18.0	0	0	0
Orlando FL NTC CSO		Navy Active	Orlando	210	4,654,175	0	0	0	0	1,032	1,037	905.7	0	0	0
Patrick AFB		AF Active	Cocoa Beach	524	3,913,229	0	0	0	0	2,108	2,341	1,023.5	2,476	1,188	10
Peary Court		Navy Active	Key West	50	261,144	0	0	0	0	54	54	31.9	0	0	0
Pinellas Park AFRC		Army Reserve	St. Petersburg	5	236,677	0	0	0	0	117	117	42.4	888	5	27
Ribault Bay Village		Navy Active	Jacksonville	132	841,628	0	0	0	0	158	158	75.4	0	0	0
Saufley Field	R	Navy Active	Pensacola	68	687,791	0	0	1	4,072	882	895	259.8	0	0	0
Sp Forces Site Key West		Army Active	Key West	10	75,906	0	0	0	0	0	24	25.5	0	0	0
St. Pete/Clearwater ASF		Army Reserve	Clearwater	3	36,804	0	0	0	0	28	30	11.3	0	0	11
Taft USARC		Army Reserve	Orlando	5	168,872	0	0	0	0	40	43	29.3	799	8	9
Truman Annex		Navy Active	Key West	74	517,659	0	0	0	0	159	233	157.4	0	0	0
Trumbo Point Annex		Navy Active	Key West	88	552,735	0	0	7	47,678	129	137	216.9	0	0	0
Tyndall AFB	R	AF Active	Springfield	1,002	5,098,182	0	0	0	0	27,451	28,824	1,306.2	3,934	664	0
U.S. Army Garrison-Miami		Army Active	Miami	0	0	0	0	7	227,485	0	34	37.7	396	390	678
Whiting Field		Navy Active	Milton	131	1,271,771	0	0	0	0	3,533	3,914	577.7	28	0	0
Whiting Pines		Navy Active	Milton	282	539,740	0	0	0	0	98	98	52.0	0	0	0
Yellow Water Housing		Navy Active	Cecil Field	43	318,613	0	0	0	0	254	254	33.6	0	0	0
<b>** OTHER SITE(S) : 104</b>				<b>160</b>	<b>1,091,895</b>	<b>15</b>	<b>363,769</b>	<b>51</b>	<b>384,203</b>	<b>5,631</b>	<b>24,172</b>	<b>375.1</b>	<b>6,783</b>	<b>190</b>	<b>15</b>
<b>Florida Total:</b>				<b>10,217</b>	<b>77,828,872</b>	<b>352</b>	<b>1,328,535</b>	<b>181</b>	<b>1,176,827</b>	<b>527,779</b>	<b>688,172</b>	<b>21,510.7</b>	<b>74,927</b>	<b>22,029</b>	<b>816</b>

**Georgia**

Air Force Plant 6		AF Active	Marietta	94	6,464,943	0	0	0	0	755	755	1,325.1	0	0	0
Army Recr Area Lake Allatoona		Army Active	Marietta	29	36,399	0	0	0	0	85	85	10.3	0	0	0
Dahlonega		Army Active	Dahlonega	51	136,172	0	0	0	0	0	289	30.1	325	5	33
Decatur USARC		Army Reserve	Decatur	1	85,680	0	0	0	0	11	11	15.1	1,008	22	1
Dobbins AFB	R	AF Reserve	Marietta	87	996,112	0	0	0	0	1,666	1,913	389.3	1,710	316	0

\* Sites having assets that are Federally funded (e.g., owned, lease, licence, permit) and State-owned interests

\*\* US Locations that do not meet criteria of at least ten (10) Acres AND at least \$10M PRV. US Territories and Non-US Locations that do not meet criteria of at least ten (10) Acres OR at least \$10M PRV.



**DEPARTMENT OF DEFENSE**  
**Base Structure Report - As of 30 Sep 2006**

SITE	BRAC 2005	COMPONENT	NAME NEAREST CITY	BUILDINGS						ACRES OWNED	TOTAL ACRES	PRV (\$M)	MIL	CIV	OTHER
				OWNED		LEASED		OTHER							
				COUNT	SQFT	COUNT	SQFT	COUNT	SQFT						
Dobbins Air Force Base	R	Navy Active	Marietta	14	108,587	0	0	0	0	0	37	28.7	88	0	0
* Dobbins ARB		Army Guard	Marietta	5	100,905	0	0	0	0	22	22	23.4	574	215	7
Dobbins USARC/ASF		Army Reserve	Marietta	0	0	0	0	5	42,728	0	24	10.1	87	7	9
Fort Benning	R	Army Active	Columbus	1,254	13,733,166	0	0	1,911	6,827,656	169,327	171,873	4,997.8	28,474	2,454	7,797
Fort Gillem	C	Army Active	Forest Park	149	5,636,775	1	4,720	8	22,043	1,531	1,531	879.2	2,418	557	1,472
Fort Gordon		Army Active	Augusta	603	7,764,337	0	0	464	1,439,785	55,597	55,597	2,034.9	11,862	2,129	4,995
Fort Gordon Recreation Area		Army Active	Augusta	14	19,511	0	0	0	0	0	909	13.0	0	0	0
Fort McPherson	C	Army Active	Atlanta	219	2,200,899	0	0	3	4,385	487	487	447.2	2,216	1,749	2,394
Fort Stewart		Army Active	Hinesville	1,580	8,570,643	8	14,825	1,083	5,663,933	279,270	279,271	3,005.9	16,284	1,705	4,269
Glynco Air National Guard Station		Air Natl Guard	Brunswick	5	68,534	0	0	0	0	0	14	11.8	0	0	0
Housing Area No 1		Marine Active	Albany	189	367,120	0	0	0	0	78	78	28.8	0	0	0
Hunter ANG Station No 2		Air Natl Guard	Savannah	14	64,067	0	0	0	0	0	18	10.5	357	40	0
Hunter Army Airfield		Army Active	Savannah	429	3,292,279	0	0	376	1,058,536	5,653	5,653	1,177.2	5,468	321	1,356
Kings Bay		Navy Active	Kings Bay	522	6,664,309	0	0	0	0	14,465	16,616	2,340.2	3,993	1,573	0
MCLB Albany	R	Marine Active	Albany	351	6,412,211	0	0	0	0	3,619	3,619	930.5	619	3,061	1,112
Moody AFB	R	AF Active	Valdosta	333	2,501,031	0	0	0	0	5,094	5,497	789.9	3,761	372	0
Moody Recreation Annex		AF Active	Lake Park	20	13,492	0	0	0	0	489	489	10.4	0	0	0
NAS Atlanta	C	Navy Active	Marietta	76	561,739	0	0	0	0	107	107	143.4	3,713	116	0
NOSC Atlanta		Navy Reserve	Marietta	2	100,336	0	0	0	0	0	18	18.1	0	0	0
NSA Athens	C	Navy Active	Athens	64	466,933	0	0	0	0	58	58	75.1	274	58	0
Robins AFB	R	AF Active	Warner Robins	1,034	13,969,073	0	0	0	0	6,779	6,935	3,122.7	7,047	12,163	0
Savannah/Hilton Head IAP	R	Air Natl Guard	Savannah	98	650,445	0	0	0	0	0	290	181.5	929	184	0
* VTS Catoosa		Army Guard	Tunnel Hill	36	77,326	0	0	0	0	1,627	1,627	22.4	0	0	671
<b>** OTHER SITE(S) : 42</b>				95	618,182	5	67,972	50	157,537	11,514	11,901	150.9	3,565	132	75
<b>Georgia Total:</b>				<b>7,368</b>	<b>81,681,206</b>	<b>14</b>	<b>87,517</b>	<b>3,900</b>	<b>15,216,603</b>	<b>558,234</b>	<b>565,724</b>	<b>22,223.4</b>	<b>94,772</b>	<b>27,179</b>	<b>24,191</b>

**Guam**

Agana Guam NAS CSO		Navy Active	Agana	419	1,342,215	0	0	1	40,200			1,155.7	4	0	0
Andersen Administration Annex		AF Active	Agana	130	755,018	0	0	0	0	1,969	2,024	293.6	0	0	0
Andersen AFB	R	AF Active	Agana	1,272	4,956,519	0	0	6	279,000	11,093	11,096	4,841.3	2,297	433	35
Andersen Air Force Station		AF Active	Agana	6	16,773	0	0	0	0	22	32	21.0	0	0	0
Andersen Communications Annex Nr 2		AF Active	Barrigada							432	432	12.6	0	0	0
Andersen Family Housing Annex No 4		AF Active	Harmon	12	19,703	0	0	0	0	408	408	22.5	0	0	0
Andersen Water Supply Annex		AF Active	Tumon	2	384	0	0	0	0	8	55	13.4	0	0	0

\* Sites having assets that are Federally funded (e.g., owned, lease, licence, permit) and State-owned interests

\*\* US Locations that do not meet criteria of at least ten (10) Acres AND at least \$10M PRV. US Territories and Non-US Locations that do not meet criteria of at least ten (10) Acres OR at least \$10M PRV.

**DEPARTMENT OF DEFENSE**  
**Base Structure Report - As of 30 Sep 2006**

SITE	BRAC 2005	COMPONENT	NAME NEAREST CITY	BUILDINGS						ACRES OWNED	TOTAL ACRES	PRV (\$M)	MIL	CIV	OTHER
				OWNED		LEASED		OTHER							
				COUNT	SQFT	COUNT	SQFT	COUNT	SQFT						
Apra Heights		Navy Active	Apra	194	596,594	0	0	0	0	0	3	226.2	0	0	0
Barrigada		Navy Active	Barrigada	23	192,140	0	0	0	0	1,081	1,093	172.4	0	0	0
Finegayan		Navy Active	Finegayan	364	1,397,511	0	0	0	0	2,957	2,979	724.0	0	0	0
* Ft Juan Muna		Army Guard	Barrigada	37	94,259	0	0	0	0	15	15	41.5	103	0	20
GLUP 94 BRAC IV		Navy Active	Agana	18	42,969	0	0	0	0			44.6	0	0	0
Guam		Navy Active	Naval Supply Depot	22	401,868	0	0	0	0	88	88	303.9	0	0	0
Guam US Army Reserve Center		Army Reserve	Agana	6	59,936	0	0	0	0	0	20	35.5	463	8	0
* Gung Barrigada Complex		Army Guard	Inarajan	5	111,394	0	0	0	0	51	51	70.3	753	0	7
Harmon		Navy Active	Dededo	1	220	0	0	0	0	8	12	0.1	0	0	0
Marbo		Navy Active	Mangilao							0	45	4.2	0	0	0
Naval Magazine		Navy Active	Santa Rita	221	687,576	0	0	0	0	17	31	1,076.7	0	0	0
NAVBASE Guam	R	Navy Active	Agana	991	5,346,471	0	0	4	25,920	16,870	17,100	4,931.7	2,951	508	0
NAVBASE Guam (Agana)		Navy Active	Agana	1	220	0	0	0	0	1	10	17.9	0	0	0
NAVBASE Guam (Andersen AFB)		Navy Active	Agana	11	86,998	0	0	1	168			131.4	0	0	0
Nimitz Hill		Navy Active	Nimitz Hill	78	239,198	0	0	0	0	50	78	134.6	0	0	0
Northwest Guam Air Force Base		AF Active	Agana	10	58,899	0	0	0	0	4,378	4,378	741.0	0	0	0
Sasa Valley		Navy Active	Piti	32	16,847	0	0	0	0	421	432	205.1	0	0	0
Talofofo		Navy Active	Talofofo							13	13	0.0	0	0	0
Tanguisson Point		Navy Active	Dededo	1	29,205	0	0	0	0	27	27	141.9	0	0	0
Tenjo Vista		Navy Active	Piti	7	927	0	0	0	0			77.0	0	0	0
Tiyan		Navy Active	Agana	1	895	0	0	0	0	0	22	2.6	0	0	0
** OTHER SITE(S) : 3				2	12,693	1	157	0	0			8.6	16	0	0
<b>Guam Total:</b>				<b>3,866</b>	<b>16,467,432</b>	<b>1</b>	<b>157</b>	<b>12</b>	<b>345,288</b>	<b>39,908</b>	<b>40,444</b>	<b>15,451.7</b>	<b>6,587</b>	<b>949</b>	<b>62</b>
<b>Hawaii</b>															
Aliamanu Military Reservation		Army Active	Honolulu	102	279,501	0	0	1,032	4,254,426	592	603	864.6	7	36	94
Barking Sands		Navy Active	Kekaha	270	601,538	0	0	5	3,600	1,933	4,354	398.7	0	0	0
Barking Sands Com		Air Natl Guard	Kekaha	4	31,016	0	0	0	0	11	11	13.6	131	29	0
Bellows Air Force Station		AF Active	Waimanalo	97	144,810	0	0	0	0	409	487	125.0	26	4	0
CSO Barbers Pt HI		Navy Active	Barbers Point							1,116	1,246	76.0	0	0	0
Dillingham Mil Res		Army Active	Wahiawa	5	4,176	0	0	0	0	664	664	48.1	0	0	40
EWA		Navy Active	Ewa Beach	1,896	3,404,433	0	0	0	0	3,130	3,144	915.2	0	0	0
Fort De Russy		Army Active	Honolulu	9	783,763	0	0	0	0	73	73	208.7	0	4	999
Fort Shafter		Army Active	Honolulu	133	1,640,004	0	0	223	861,601	590	590	789.7	3,392	1,280	1,311
Fort Shafter (Waianae)		Army Active	Waianae	46	47,458	1	637	0	0	0	14	18.4	0	0	35
Helemano Military Reservation		Army Active	Wahiawa	23	229,225	0	0	216	1,556,062	0	290	458.6	72	19	64

\* Sites having assets that are Federally funded (e.g., owned, lease, licence, permit) and State-owned interes

\*\* US Locations that do not meet criteria of at least ten (10) Acres AND at least \$10M PRV. US Territories and Non-US Locations that do not meet criteria of at least ten (10) Acres OR at least \$10M PRV.

**DEPARTMENT OF DEFENSE**  
**Base Structure Report - As of 30 Sep 2006**

SITE	BRAC 2005	COMPONENT	NAME NEAREST CITY	BUILDINGS						ACRES OWNED	TOTAL ACRES	PRV (\$M)	MIL	CIV	OTHER
				OWNED		LEASED		OTHER							
				COUNT	SQFT	COUNT	SQFT	COUNT	SQFT						
Hickam AFB	R	AF Active	Honolulu	971	7,078,678	0	0	4	13,955	2,514	2,523	3,037.4	6,170	1,917	29
Hickam Petroleum Products Storage Anx		AF Active	Wahiawa	19	10,657	0	0	0	0	95	151	130.9	0	0	0
Honolulu	R	Navy Active	Pearl Harbor	698	3,000,378	1	55,000	1,223	3,038,874	616	620	1,442.6	0	0	0
Housing		Marine Active	Kaneohe	656	1,796,340	0	0	54	417,060	123	123	439.0	0	0	0
Kaena Point Sattelite Tracking Station		AF Active	Haleiwa	25	69,531	0	0	0	0	0	153	46.4	2	18	0
Kahuku Tng Area		Army Active	Kahuku	16	22,460	0	0	0	0	8,330	9,480	28.5	0	0	1
* Kalaeloa		Army Guard	Kapolei	31	474,678	0	0	0	0	147	147	194.2	1,091	65	181
Kalaeloa		Navy Active	Barbers Point	166	1,020,650	0	0	0	0	932	940	417.5	0	0	0
Kamokala Ridge		Navy Active	Kekaha	13	23,582	0	0	0	0	0	89	13.8	0	0	0
Kaneohe Bay MCB		Marine Active	Kaneohe	540	4,696,188	0	0	0	0	2,828	2,832	2,281.8	5,887	634	0
Kilauea Mil Reserve		Army Active	Kilauea	89	152,237	0	0	0	0	17	72	65.3	0	8	76
Kipapa Ammo Storage Site		Army Active	Waipahu	70	179,462	0	0	0	0	401	401	69.5	0	0	0
Kokee Air Force Station		AF Active	Kekaha	12	23,239	0	0	0	0	0	11	11.3	48	14	0
Kunia		Navy Active	Kunia	0	0	0	0	10	275,180	0	96	133.5	0	0	0
Makaha Ridge		Navy Active	Kokee	14	24,774	0	0	0	0	0	245	25.6	0	0	0
Makua Mil Reserve		Army Active	Waianae	4	4,873	0	0	0	0	3,406	4,195	18.3	0	0	0
MCB Camp Smith		Marine Active	Honolulu	61	952,442	0	0	0	0	221	221	372.0	1,303	137	23
NAVSTA Pearl Harbor	R	Navy Active	Pearl Harbor	935	11,547,468	0	0	1	4,000	7,362	7,415	6,055.7	14,340	8,430	7
NAVSTA Pearl Harbor (Aiea)		Navy Active	Aiea	89	184,434	0	0	201	350,609	96	99	192.1	0	0	0
NAVSTA Pearl Harbor (Pearl City)		Navy Active	Pearl City	345	1,402,854	0	0	0	0	276	284	441.6	0	0	0
NAVSTA Pearl Harbor (Wahiawa)		Navy Active	Wahiawa	308	1,089,216	0	0	2	11,326	720	743	352.8	112	0	0
Pearl City Annex		Marine Active	Pearl City	6	254,960	0	0	0	0	27	27	44.0	0	0	0
Pohakuloa Training Area		Army Active	Hilo	168	280,386	0	0	5	567	108,831	131,866	269.7	12	105	107
Pupukea Paalaa Uka Mil Road		Army Active	Wahiawa							109	109	10.8	0	0	0
Puuloa-Oahu		Marine Active	Ewa Beach	21	58,437	0	0	0	0	140	140	27.4	0	0	0
Red Hill		Navy Active	Honolulu	20	27,777	0	0	0	0	242	243	676.2	0	0	0
* Regional Training Institute		Army Guard	Waimanalo	7	75,951	0	0	0	0	48	48	62.5	91	3	3
Schofield Bks Mil Reserve		Army Active	Wahiawa	471	6,198,398	0	0	1,508	6,524,309	15,600	18,676	4,032.7	11,778	1,051	2,797
Signal Cable Trunking System		Army Active	Honolulu	43	9,071	0	0	0	0	201	201	82.8	0	0	0
Tripler AMC		Army Active	Honolulu	41	1,877,875	0	0	88	341,926	367	367	1,167.3	1,442	1,399	1,599
* TS Waiawa Gulch		Army Guard	Wahiawa	14	124,427	0	0	0	0	19	19	23.8	319	19	3
USA Field Station Kunia		Army Active	Wahiawa	9	272,040	0	0	0	0	89	95	126.0	13	0	141
Waianae		Navy Active	Lualualei	430	1,113,052	0	0	0	0	9,228	9,229	591.9	0	0	0
Waikakalaua Ammo Stor Tunnels		Army Active	Mililani	49	104,236	0	0	0	0	314	314	42.6	0	0	0
Waikele		Navy Active	Waipahu	134	439,967	0	0	0	0	478	479	215.9	0	0	0

\* Sites having assets that are Federally funded (e.g., owned, lease, licence, permit) and State-owned interees

\*\* US Locations that do not meet criteria of at least ten (10) Acres AND at least \$10M PRV. US Territories and Non-US Locations that do not meet criteria of at least ten (10) Acres OR at least \$10M PRV.

**DEPARTMENT OF DEFENSE**  
**Base Structure Report - As of 30 Sep 2006**

SITE	BRAC 2005	COMPONENT	NAME NEAREST CITY	BUILDINGS						ACRES OWNED	TOTAL ACRES	PRV (\$M)	MIL	CIV	OTHER
				OWNED		LEASED		OTHER							
				COUNT	SQFT	COUNT	SQFT	COUNT	SQFT						
Waipahu		Navy Active	Waipahu	24	44,210	0	0	0	0	1,453	1,455	60.2	0	0	0
Wheeler Army Airfield		Army Active	Wahiawa	169	1,240,363	0	0	339	1,093,179	1,370	1,370	963.8	2,964	382	695
<b>** OTHER SITE(S) : 36</b>				749	2,564,489	2	17,919	19	96,229	1,522	26,674	601.0	1,172	101	18
<b>Hawaii Total:</b>				<b>10,002</b>	<b>55,605,704</b>	<b>4</b>	<b>73,556</b>	<b>4,930</b>	<b>18,842,903</b>	<b>176,640</b>	<b>233,624</b>	<b>28,685.3</b>	<b>50,372</b>	<b>15,655</b>	<b>8,223</b>
<b>Idaho</b>															
Bayview Idaho		Navy Active	Bayview	13	80,368	0	0	0	0	22	22	26.0	0	44	0
Boise Air Terminal (ANG)	R	Air Natl Guard	Boise	177	1,649,348	0	0	0	0	0	576	375.6	1,248	233	0
* Edgemoade TS Mtn Home		Army Guard	Mountain Home	11	60,986	0	0	0	0	151	151	13.4	52	0	0
* Gowen Field Boise		Army Guard	Boise	119	1,029,774	0	0	3	17,564	211	211	312.7	1,639	430	209
Mountain Home AFB	R	AF Active	Mountain Home	1,010	4,776,001	0	0	0	0	2,250	6,852	1,972.9	4,302	435	0
* Orchard Range TS Boise		Army Guard	Boise	31	51,729	0	0	8	10,325	0	138,551	94.2	0	0	0
Saylor Creek Air Force Range		AF Active	Bruneau	5	10,918	0	0	0	0	640	109,466	12.6	0	0	0
<b>** OTHER SITE(S) : 61</b>				54	155,659	4	38,456	5	80,601	1,142	20,309	89.9	911	22	6
<b>Idaho Total:</b>				<b>1,420</b>	<b>7,814,783</b>	<b>4</b>	<b>38,456</b>	<b>16</b>	<b>108,490</b>	<b>4,416</b>	<b>276,138</b>	<b>2,897.3</b>	<b>8,152</b>	<b>1,164</b>	<b>215</b>
<b>Illinois</b>															
Capital Airport	R	Air Natl Guard	Springfield	34	345,326	0	0	0	0	0	91	117.3	1,115	239	0
Chanute AFB		AF Active	Rantoul	230	2,788,770	0	0	0	0	1,343	1,343	1,008.5	0	5	0
Charles Melvin Price Spt Ctr		Army Active	Granite City	9	349,219	0	0	3	3,641	136	136	49.8	356	4	0
Col P. Schulstad USARC		Army Reserve	Arlington Hts	8	231,959	0	0	0	0	48	48	67.4	845	29	154
Fort Dearborn USARC O'Hare		Army Reserve	Chicago	2	37,987	0	0	0	0	16	16	11.3	0	0	0
Fort Sheridan		Navy Active	Ft Sheridan	3	3,567	0	0	93	603,073	206	206	121.5	185	0	0
Future MCAR Project		Army Reserve	Granite City	21	155,760	0	0	0	0	42	42	36.9	0	0	0
Glenview		Navy Active	Glenview	3	23,998	0	0	123	703,464	93	93	94.2	0	0	0
Greater Peoria Regional Aprt	R	Air Natl Guard	Bartonville	32	415,503	0	0	0	0	0	765	155.6	1,244	223	0
Joliet AAP Elwood		Army Active	Elwood	449	1,639,285	0	0	0	0	657	657	471.0	0	0	0
Joliet AAP Kankakee		Army Active	Kankakee	34	157,438	0	0	0	0	1,068	1,068	38.4	0	0	0
* N Riverside (NG Maint Center)		Army Guard	North Riverside	18	184,734	0	0	0	0	21	21	30.5	532	62	7
North Shore Mem USARC		Army Reserve	Lake Forest	4	47,096	0	0	0	0	14	14	13.3	342	10	0
NS Great Lakes	R	Navy Active	Great Lakes	292	11,599,198	0	0	677	2,450,435	1,629	1,697	3,840.2	21,995	5,082	0
Parkhurst USARC/OMS/DS		Army Reserve	Argonne	2	87,595	0	0	0	0	13	13	23.7	483	25	0
* Peoria AASF #3		Army Guard	Peoria	0	0	0	0	18	130,235	0	46	43.2	455	36	0
Rock Island Arsenal	R	Army Active	Rock Island	181	6,601,890	0	0	1	48,068	870	870	1,303.9	135	4,454	1,618
Savanna Depot Act		Army Active	Clinton	798	3,338,209	0	0	0	0	8,826	8,826	832.2	0	4	2
Scott AFB	R	AF Active	Shiloh	265	4,591,339	0	0	0	0	2,820	3,545	1,955.2	7,384	2,959	22

\* Sites having assets that are Federally funded (e.g., owned, lease, licence, permit) and State-owned interes

\*\* US Locations that do not meet criteria of at least ten (10) Acres AND at least \$10M PRV. US Territories and Non-US Locations that do not meet criteria of at least ten (10) Acres OR at least \$10M PRV.

**DEPARTMENT OF DEFENSE**  
**Base Structure Report - As of 30 Sep 2006**

SITE	BRAC 2005	COMPONENT	NAME NEAREST CITY	BUILDINGS						ACRES OWNED	TOTAL ACRES	PRV (\$M)	MIL	CIV	OTHER
				OWNED		LEASED		OTHER							
				COUNT	SQFT	COUNT	SQFT	COUNT	SQFT						
Sheridan Reserve Complex	R	Army Reserve	Highland Park	37	462,145	0	0	0	0	90	90	109.1	1,695	71	52
USAR Joliet Outdr Tng (Elwood)		Army Reserve	Joliet	16	38,189	0	0	0	0	3,585	3,585	15.3	116	0	0
<b>** OTHER SITE(S) : 41</b>				90	777,107	7	110,246	0	0	199	508	224.2	4,312	126	170
<b>Illinois Total:</b>				<b>2,528</b>	<b>33,876,314</b>	<b>7</b>	<b>110,246</b>	<b>915</b>	<b>3,938,916</b>	<b>21,678</b>	<b>23,682</b>	<b>10,562.8</b>	<b>41,194</b>	<b>13,329</b>	<b>2,025</b>
<b>Indiana</b>															
(Lyle J. Thompson) USARC		Army Reserve	South Bend	3	57,885	0	0	0	0	0	12	12.3	121	25	0
* Camp Atterbury	C	Army Guard	Edinburg	382	1,295,425	0	0	0	0	33,139	33,139	489.1	1,068	98	342
Evansville AFRC		Army Reserve	Evansville	2	49,521	0	0	0	0	5	10	11.0	195	15	0
Fort Ben Harrison USARC		Army Reserve	Indianapolis	25	280,644	0	0	0	0	138	138	59.2	729	29	12
Fort Benjamin Harrison		Army Active	Indianapolis	2	101,070	2	61,872	0	0	78	78	67.0	0	0	0
Fort Wayne IAP	R	Air Natl Guard	Fort Wayne	28	291,040	2	60,471	0	0	0	166	118.5	941	215	0
Grissom AFB		AF Active	Peru	28	385,193	0	0	0	0	2,421	2,880	134.7	0	1	0
Hulman Fld	R	Air Natl Guard	Terre Haute	47	344,069	0	0	0	0	37	121	107.6	980	220	0
Indiana AAP		Army Active	Charlestown	1,211	4,580,923	0	0	0	0	5,310	5,310	1,206.3	0	0	0
Jefferson Proving Ground		Army Active	Madison	155	345,503	0	0	0	0	52,832	52,832	157.8	11	1	0
Newport Chem Depot	C	Army Active	Newport	255	973,006	0	0	0	0	8,498	8,498	395.3	2	28	1,017
NSA Crane	R	Navy Active	Crane	2,500	11,329,936	0	0	0	0	62,433	62,435	3,678.8	0	0	0
<b>** OTHER SITE(S) : 34</b>				131	1,566,326	9	167,256	1,918	7,310,790	2,588	2,619	3,014.2	5,586	959	6,543
<b>Indiana Total:</b>				<b>4,769</b>	<b>21,600,541</b>	<b>13</b>	<b>289,599</b>	<b>1,918</b>	<b>7,310,790</b>	<b>167,478</b>	<b>168,236</b>	<b>9,451.8</b>	<b>9,633</b>	<b>1,591</b>	<b>7,914</b>
<b>Iowa</b>															
* Camp Dodge Johnston TS	R	Army Guard	Johnston	32	653,470	1	420	0	0	2,083	28,850	188.4	2,077	403	826
Des Moines Muni	R	Air Natl Guard	Des Moines	29	211,307	4	159,713	0	0	0	172	105.8	955	226	0
Des Moines Reserve Complex		Army Reserve	Fort Dodge	8	162,152	0	0	0	0	40	40	31.7	951	17	48
Iowa AAP	R	Army Active	Burlington	1,011	4,268,013	0	0	1	1,500	19,011	19,034	1,225.4	1	23	763
Sioux Gateway Apt/Col Bud Day Field (ANG)	R	Air Natl Guard	Sioux City	46	456,850	0	0	0	0	16	305	142.0	830	230	0
<b>** OTHER SITE(S) : 34</b>				54	494,669	7	44,822	4	45,650	57	285	126.7	4,252	142	2
<b>Iowa Total:</b>				<b>1,180</b>	<b>6,246,461</b>	<b>12</b>	<b>204,955</b>	<b>5</b>	<b>47,150</b>	<b>21,208</b>	<b>48,686</b>	<b>1,819.9</b>	<b>9,066</b>	<b>1,041</b>	<b>1,639</b>
<b>Johnston Atoll</b>															
Johnston Atoll Airfield		AF Active	Johnston Atoll	72	288,299	0	0	0	0	684	684	471.7	0	0	1,043
<b>Johnston Atoll Total:</b>				<b>72</b>	<b>288,299</b>	<b>0</b>	<b>0</b>	<b>0</b>	<b>0</b>	<b>684</b>	<b>684</b>	<b>471.7</b>	<b>0</b>	<b>0</b>	<b>1,043</b>
<b>Kansas</b>															

\* Sites having assets that are Federally funded (e.g., owned, lease, licence, permit) and State-owned interes

\*\* US Locations that do not meet criteria of at least ten (10) Acres AND at least \$10M PRV. US Territories and Non-US Locations that do not meet criteria of at least ten (10) Acres OR at least \$10M PRV.

**DEPARTMENT OF DEFENSE**  
**Base Structure Report - As of 30 Sep 2006**

SITE	BRAC 2005	COMPONENT	NAME NEAREST CITY	BUILDINGS						ACRES OWNED	TOTAL ACRES	PRV (\$M)	MIL	CIV	OTHER
				OWNED		LEASED		OTHER							
				COUNT	SQFT	COUNT	SQFT	COUNT	SQFT						
Atchison Caves		Army Reserve	Atchison	5	2,585,695	0	0	0	0	127	127	241.8	0	0	0
Forbes Field ANG	R	Air Natl Guard	Pauline	34	657,834	0	0	0	0	192	215	209.7	877	237	0
Fort Leavenworth	R	Army Active	Leavenworth	273	4,323,332	0	0	641	4,313,790	5,637	5,637	1,837.8	3,845	1,553	2,909
Fort Riley	R	Army Active	Junction City	901	8,849,940	1	3,706	1,058	5,952,162	97,115	100,707	3,580.3	13,964	1,861	4,411
Kansas AAP	C	Army Active	Parsons	509	2,204,280	0	0	0	0	13,835	13,835	607.6	0	8	296
McConnell AFB	R	AF Active	Wichita	891	4,639,355	0	0	0	0	2,584	3,362	1,446.9	4,155	749	0
New Century USARC/ASF # 37		Army Reserve	Olathe	3	84,786	0	0	0	0	16	18	21.6	195	46	0
* Readiness Ctr/Maint Facility		Army Guard	Manhattan	0	0	1	78,140	0	0	0	10	14.0	376	11	0
* Salina KS Training Center		Army Guard	Salina	0	0	4	105,724	0	0	0	48	22.4	86	0	4
* Salina Smoky Hill Maj Tng Area		Army Guard	Salina	28	15,140	0	0	0	0	0	3,536	10.4	196	1	33
Smoky Hill ANG Rg		Air Natl Guard	Salina	33	47,663	0	0	0	0	33,873	33,873	48.8	22	4	0
Sunflower AAP		Army Active	De Soto	21	64,811	0	0	0	0	9,122	9,122	90.0	0	0	26
* Topeka Forbes Field		Army Guard	Topeka	4	107,562	0	0	1	11,160	0	30	32.9	445	80	0
Topeka Future		Army Reserve	Topeka	2	47,527	0	0	0	0	12	12	70.1	348	10	0
Wichita USARC	R	Army Reserve	Wichita	3	155,043	0	0	0	0	17	17	28.4	963	160	0
<b>** OTHER SITE(S) : 35</b>				<b>43</b>	<b>357,708</b>	<b>10</b>	<b>105,811</b>	<b>0</b>	<b>0</b>	<b>247</b>	<b>593</b>	<b>92.9</b>	<b>2,488</b>	<b>47</b>	<b>5</b>
<b>Kansas Total:</b>				<b>2,750</b>	<b>24,140,676</b>	<b>16</b>	<b>293,381</b>	<b>1,700</b>	<b>10,277,112</b>	<b>162,778</b>	<b>171,142</b>	<b>8,355.6</b>	<b>27,960</b>	<b>4,767</b>	<b>7,684</b>
<b><u>Kentucky</u></b>															
Blue Grass Army Depot	R	Army Active	Richmond	1,113	3,926,084	0	0	0	0	14,594	14,594	1,010.2	53	562	481
Brooks-Lawler USARC/AMSA #71		Army Reserve	Newport	7	64,755	0	0	0	0	15	15	13.3	422	23	0
Fort Campbell	R	Army Active	Clarksville	630	7,635,173	0	0	1,008	4,244,929	36,596	36,596	2,809.0	28,756	1,914	6,189
Fort Knox	R	Army Active	Louisville	2,099	15,355,255	1	4,000	32	168,748	109,111	109,111	3,651.0	14,630	3,228	5,327
Louisville IAP-Standiford FI	R	Air Natl Guard	Louisville	14	365,460	0	0	0	0	0	81	93.6	1,147	216	0
Louisville Kentucky	C	Army Reserve	Louisville	6	129,377	1	26,560	0	0	23	23	32.6	943	23	8
<b>** OTHER SITE(S) : 33</b>				<b>37</b>	<b>239,069</b>	<b>18</b>	<b>135,441</b>	<b>0</b>	<b>0</b>	<b>1,379</b>	<b>1,704</b>	<b>83.6</b>	<b>3,921</b>	<b>229</b>	<b>156</b>
<b>Kentucky Total:</b>				<b>3,906</b>	<b>27,715,173</b>	<b>20</b>	<b>166,001</b>	<b>1,040</b>	<b>4,413,677</b>	<b>161,719</b>	<b>162,124</b>	<b>7,693.4</b>	<b>49,872</b>	<b>6,195</b>	<b>12,161</b>
<b><u>Louisiana</u></b>															
Barksdale AFB	R	AF Active	Bossier City	965	6,077,183	0	0	1	2,832	21,802	22,361	1,724.6	7,413	546	0
East Bank		Navy Active	New Orleans	6	1,012,512	0	0	0	0	25	26	231.1	0	0	0
England Air Force Base		AF Active	Alexandria	423	2,198,601	0	0	0	0	1,136	1,136	531.4	0	1	0
England Authority		Army Active	Alexandria	0	0	23	140,960	0	0	0	247	27.3	0	0	0
Fort Polk		Army Active	Leesville	1,224	8,246,133	3	675,824	1,181	7,064,531	100,110	198,721	3,276.5	8,189	1,492	4,518
Louisiana AAP		Army Active	Shreveport	572	2,573,517	0	0	0	0	1,283	1,283	686.4	0	3	290
NAS Joint Reserve Base, Nola	R	Air Natl Guard	Belle Chasse	48	387,365	0	0	3	51,532	0	67	113.8	985	264	0

\* Sites having assets that are Federally funded (e.g., owned, lease, licence, permit) and State-owned interes

\*\* US Locations that do not meet criteria of at least ten (10) Acres AND at least \$10M PRV. US Territories and Non-US Locations that do not meet criteria of at least ten (10) Acres OR at least \$10M PRV.

**DEPARTMENT OF DEFENSE**  
**Base Structure Report - As of 30 Sep 2006**

SITE	BRAC 2005	COMPONENT	NAME NEAREST CITY	BUILDINGS						ACRES OWNED	TOTAL ACRES	PRV (\$M)	MIL	CIV	OTHER
				OWNED		LEASED		OTHER							
				COUNT	SQFT	COUNT	SQFT	COUNT	SQFT						
NAS JRB New Orleans	R	Navy Reserve	Belle Chasse	152	1,575,489	0	0	0	0	5,009	5,009	616.0	2,749	122	0
NOSC New Orleans		Navy Reserve	New Orleans	5	69,597	0	0	0	0	13	13	15.3	0	0	0
NSA New Orleans	R	Navy Active	New Orleans	77	956,803	0	0	0	0	188	199	236.4	186,481	678	0
<b>** OTHER SITE(S) : 38</b>				109	624,778	5	85,400	31	329,041	54	10,172	248.9	6,292	418	1,337
<b>Louisiana Total:</b>				<b>3,581</b>	<b>23,721,978</b>	<b>31</b>	<b>902,184</b>	<b>1,216</b>	<b>7,447,936</b>	<b>129,619</b>	<b>239,232</b>	<b>7,707.8</b>	<b>212,109</b>	<b>3,524</b>	<b>6,145</b>
<b>Maine</b>															
Bangor IAP	R	Air Natl Guard	Bangor	51	697,149	0	0	0	0	303	487	248.3	942	218	0
* Bangor TS		Army Guard	Bangor	15	231,556	0	0	1	7,171	174	204	64.5	294	84	8
Columbia Falls Radar Site		AF Active	Columbia Falls	4	20,375	0	0	0	0	1,060	1,060	30.3	0	0	0
Corea Maine		Navy Active	Corea	13	82,401	0	0	0	0	461	461	77.7	0	0	0
Loring Air Force Base		AF Active	Limestone	0	0	1	142,400	0	0	0	16	29.9	0	7	0
McKeen Street		Navy Active	Brunswick	187	362,494	0	0	0	0	70	75	39.1	0	0	0
Moscow Radar Site		AF Active	Moscow	4	44,315	0	0	0	0	1,274	1,274	30.7	0	0	0
NAS Brunswick	C	Navy Active	Brunswick	222	1,918,212	0	0	14	9,428	3,265	3,287	651.0	2,476	4,874	0
NCTS Cutler VLF Area		Navy Active	Cutler	38	125,125	0	0	0	0	2,805	2,805	75.4	0	0	0
NSY Portsmouth, Maine	R	Navy Active	Kittery	295	4,194,464	0	0	55	34,387	309	309	1,162.6	46	27	0
Searsport Defense Fuel Support Point		AF Active	Searsport	22	15,153	0	0	0	0	20	1,266	224.5	0	0	0
South Portland ANG Station		Air Natl Guard	South Portland	9	56,313	0	0	0	0	0	12	11.8	276	22	0
Topsham		Navy Active	Topsham	62	296,595	0	0	0	0	91	91	50.6	145	0	0
<b>** OTHER SITE(S) : 21</b>				70	239,085	17	17,559	0	0	13,832	724,906	74.6	783	109	0
<b>Maine Total:</b>				<b>992</b>	<b>8,283,236</b>	<b>18</b>	<b>159,959</b>	<b>70</b>	<b>50,986</b>	<b>23,665</b>	<b>736,254</b>	<b>2,771.0</b>	<b>4,962</b>	<b>5,341</b>	<b>8</b>
<b>Maryland</b>															
1Sg Adam S Brandt USARC		Army Reserve	Baltimore	3	52,684	0	0	0	0	27	27	13.0	647	26	0
* Aberdeen Proving Ground	R	Army Active	Aberdeen	2,067	14,643,759	0	0	66	207,340	72,406	72,406	3,463.0	5,982	6,136	5,590
Andrews AFB	R	AF Active	Upper Marlboro	873	7,456,406	0	0	0	0	4,346	4,996	2,207.9	6,950	1,553	53
Bethesda	R	Navy Active	Bethesda	85	3,436,271	0	0	0	0	242	243	939.8	3,600	3,660	0
Blossom Point MD		Navy Active	La Plata	20	48,279	0	0	0	0	0	265	18.1	0	0	0
Blossom Point Research Facility		Army Active	Washington, DC	45	69,814	0	0	0	0	1,600	1,600	41.3	0	8	81
Brandywine Globecom Annex		AF Active	Brandywine	5	3,997	0	0	0	0	1,635	1,640	12.2	0	0	0
Chesapeake Bay Detach		Navy Active	Solomons	71	211,050	0	0	0	0	168	168	84.0	0	0	0
CTSOFC Annapolis Det MD		Navy Active	Annapolis	82	599,766	0	0	0	0	90	90	162.0	0	0	0
Curtis Bay - Baltimore		Army Reserve	Baltimore	3	27,915	0	0	0	0	18	18	59.4	0	0	0
Fort Detrick	R	Army Active	Frederick	191	2,066,775	0	0	310	625,747	1,161	1,161	1,173.3	1,242	1,412	4,953

\* Sites having assets that are Federally funded (e.g., owned, lease, licence, permit) and State-owned interests

\*\* US Locations that do not meet criteria of at least ten (10) Acres AND at least \$10M PRV. US Territories and Non-US Locations that do not meet criteria of at least ten (10) Acres OR at least \$10M PRV.

**DEPARTMENT OF DEFENSE**  
**Base Structure Report - As of 30 Sep 2006**

SITE	BRAC 2005	COMPONENT	NAME NEAREST CITY	BUILDINGS						ACRES OWNED	TOTAL ACRES	PRV (\$M)	MIL	CIV	OTHER
				OWNED		LEASED		OTHER							
				COUNT	SQFT	COUNT	SQFT	COUNT	SQFT						
Fort George G Meade	R	Army Active	Baltimore	285	4,544,213	2	25,600	1,261	4,992,144	5,067	5,068	2,070.2	10,864	3,499	23,029
Fort Ritchie		Army Active	Waynesboro	238	1,311,450	0	0	0	0	591	592	224.6	8	0	0
Gambrills		Navy Active	Annapolis	64	115,996	0	0	0	0	856	856	21.9	0	0	0
Glenn Forest		Navy Active	Lexington Park	0	0	0	0	59	448,884	139	139	48.0	0	0	0
Governors Bridge Globecom Annex		AF Active	Davidsonville	2	26,540	0	0	0	0	852	864	16.1	0	0	0
Jachman USARC		Army Reserve	Towson	3	48,350	0	0	0	0	14	14	11.0	26	1	0
Martin State Apt	R	Air Natl Guard	Baltimore	48	385,055	0	0	0	0	0	175	117.1	1,583	286	0
NAF Washington	R	Navy Active	Upper Marlboro	24	604,653	0	0	5	44,175	0	119	198.1	803	0	0
National Geospatial Intelligence Agency	C	Army Active	Brookmont	5	680,169	0	0	0	0	40	40	137.2	0	0	0
NAVACAD North Severn		Navy Active	Annapolis	32	214,222	0	0	0	0	527	527	69.6	0	0	0
NMIC Suitland		Navy Active	Suitland	5	636,965	0	0	0	0	84	84	139.5	0	0	0
NS Annapolis	R	Navy Active	Annapolis	122	678,307	0	0	0	0	278	278	165.2	0	0	0
NSWC Carderock	R	Navy Active	Bethesda	71	1,832,452	0	0	0	0	186	186	383.2	0	0	0
NSWC Indian Head	R	Navy Active	Indian Head	1,058	2,870,836	0	0	93	335,112	1,961	1,961	1,001.9	490	95	0
Patuxent River	R	Navy Active	Patuxent River	501	6,240,395	0	0	369	1,133,606	6,398	6,398	2,388.3	2,804	6,513	1
* Pvt Henry Costin		Army Guard	Laurel	3	57,497	0	0	0	0	23	23	12.5	161	0	0
Solomons Island		Navy Active	Solomons	131	284,093	0	0	1	5,340	295	295	76.9	0	0	0
Stump Neck Area		Navy Active	Indian Head	87	287,722	0	0	0	0	1,087	1,087	81.0	0	0	0
Summerfield Family Housing		AF Active	Seat Pleasant	0	0	194	1,942,174	0	0	0	234	204.6	0	0	0
USA Adelphi Laboratory Ctr	R	Army Active	Silver Spring	30	1,131,049	0	0	0	0	207	207	267.0	112	822	461
USNA Annapolis		Navy Active	Annapolis	197	5,106,129	0	0	0	0	355	356	1,231.8	9	0	0
Walter Reed AMC Forest Glen	R	Army Active	Silver Spring	36	1,340,721	0	0	0	0	132	132	401.8	285	278	1,050
Webster Field		Navy Active	Saint Inigoes	68	554,728	0	0	0	0	968	968	214.8	0	0	0
White Plains RR		Navy Active	Indian Head							165	165	14.3	0	0	0
<b>** OTHER SITE(S) : 61</b>				103	535,454	22	817,789	4	105,261	6,508	7,214	337.3	2,952	40	5
<b>Maryland Total:</b>				<b>6,558</b>	<b>58,103,712</b>	<b>218</b>	<b>2,785,563</b>	<b>2,168</b>	<b>7,897,609</b>	<b>108,429</b>	<b>110,596</b>	<b>18,007.8</b>	<b>38,518</b>	<b>24,329</b>	<b>35,223</b>

**Massachusetts**

94th RRC HQ USARC	C	Army Reserve	Ayer	1	81,206	0	0	0	0	14	14	19.3	280	60	0
Barnes Municipal Airport ANG	R	Air Natl Guard	Westfield	42	328,945	0	0	0	0	0	190	110.3	919	198	0
Cape Cod Air Station		AF Active	Sagamore	13	99,462	0	0	0	0	101	101	35.8	58	5	0
Chicopee Hsng		Marine Reserve	Chicopee	153	594,798	0	0	0	0	84	84	72.0	601	0	0
Cpl G M Craig USARC/AMSA 163		Army Reserve	Brockton	2	66,423	0	0	0	0	14	14	16.8	129	18	0
Devens Reserve Forces Tng Area	R	Army Reserve	Ayer	124	1,501,596	0	0	0	0	5,226	5,226	382.0	2,272	280	40

\* Sites having assets that are Federally funded (e.g., owned, lease, licence, permit) and State-owned interes

\*\* US Locations that do not meet criteria of at least ten (10) Acres AND at least \$10M PRV. US Territories and Non-US Locations that do not meet criteria of at least ten (10) Acres OR at least \$10M PRV.



**DEPARTMENT OF DEFENSE**  
**Base Structure Report - As of 30 Sep 2006**

SITE	BRAC 2005	COMPONENT	NAME NEAREST CITY	BUILDINGS						ACRES OWNED	TOTAL ACRES	PRV (\$M)	MIL	CIV	OTHER
				OWNED		LEASED		OTHER							
				COUNT	SQFT	COUNT	SQFT	COUNT	SQFT						
George Hampden Crossman USARC		Army Reserve	Taunton	2	68,517	0	0	0	0	10	10	16.5	167	1	0
Hanscom AFB	R	AF Active	Bedford	137	3,591,940	0	0	0	0	779	846	1,049.9	1,476	1,454	0
* MTA Camp Edwards		Army Guard	Sandwich	229	961,979	0	0	0	0	14,712	14,712	264.8	372	48	139
NAVPRO Pittsfield		Navy Active	Pittsfield	5	823,949	0	0	0	0	30	30	197.5	0	0	0
NWIRP Bedford		Navy Active	Bedford	6	275,969	0	0	0	0	46	79	105.2	0	0	0
Otis ANG Base	R	Air Natl Guard	Falmouth	204	1,580,373	0	0	1	1,384	1,366	4,042	794.4	1,159	492	0
* Rehoboth-TS Nike 19 COE #25326		Army Reserve	Attleboro	10	52,486	0	0	0	0	15	15	10.8	108	0	0
Soldier Systems Center	R	Army Active	Natick	74	847,619	1	3,796	0	0	78	78	219.3	91	811	691
South Boston Support Activity		Army Reserve	Boston	2	583,529	0	0	0	0	11	11	131.9	321	30	937
South Weymouth MA NAS CSO		Navy Active	Weymouth	162	995,625	0	0	0	0	1,444	1,518	432.1	0	0	0
Squantum Housing		Navy Active	Weymouth	38	107,962	0	0	0	0	28	28	12.4	0	0	0
SSC Hudson Housing		Army Active	Hudson	14	50,153	0	0	0	0	134	134	11.2	0	0	0
Westover AFB	R	AF Reserve	Chicopee	108	1,411,163	0	0	0	0	2,515	2,585	750.0	2,283	295	0
Westover AFRC	C	Army Reserve	Chicopee	2	52,477	0	0	0	0	12	24	51.0	197	9	0
Westover MCRC		Marine Reserve	Chicopee	1	51,247	0	0	0	0	12	12	12.0	0	0	0
<b>** OTHER SITE(S) : 35</b>				<b>125</b>	<b>636,822</b>	<b>3</b>	<b>28,276</b>	<b>9</b>	<b>187,487</b>	<b>985</b>	<b>1,073</b>	<b>215.7</b>	<b>2,121</b>	<b>116</b>	<b>0</b>
<b>Massachusetts Total:</b>				<b>1,454</b>	<b>14,764,240</b>	<b>4</b>	<b>32,072</b>	<b>10</b>	<b>188,871</b>	<b>27,616</b>	<b>30,825</b>	<b>4,910.8</b>	<b>12,554</b>	<b>3,817</b>	<b>1,807</b>
<b>Michigan</b>															
1Lt Robert L Poxon USARC		Army Reserve	Southfield	7	94,297	0	0	0	0	26	26	24.1	309	8	2
Alpena Co Reg Apt		Air Natl Guard	Alpena	104	442,464	0	0	0	0	0	674	210.6	123	4	0
* CTC Fort Custer Trng Center	R	Army Guard	Battle Creek	127	499,633	0	0	0	0	7,570	7,570	170.3	450	13	41
Detroit Arsenal	R	Army Active	Detroit	36	1,590,349	2	7,954	2	21,001	170	170	460.0	140	3,393	1,507
Dr Mary E Walker Mem USARC		Army Reserve	Walker	2	72,040	0	0	0	0	14	14	18.8	223	6	1
* Grayling Airfield		Army Guard	Grayling	44	140,223	0	0	0	0	795	875	100.2	0	0	0
K I Sawyer AFB		AF Active	Gwinn	978	2,947,831	0	0	0	0	2,763	3,930	834.0	0	0	0
NOSC-MCRC Batl Creek		Navy Reserve	Battle Creek	6	56,916	0	0	0	0	26	158	12.9	396	0	0
Sebille Manor FH Michigan		Army Active	Mount Clemens	223	636,533	0	0	0	0	103	103	105.7	0	0	0
Selfridge ANGB	R	Air Natl Guard	Mount Clemens	335	2,872,562	0	0	1	2,414	3,091	3,605	1,163.3	3,068	711	0
US Army Garrison Selfridge	C	Army Active	Mount Clemens	1	800	0	0	177	1,114,903	0	520	282.3	173	66	490
W K Kellogg	R	Air Natl Guard	Battle Creek	39	356,542	0	0	0	0	0	320	132.8	905	207	0
Wurtsmith Air Force Base		AF Active	Oscoda	146	1,182,336	0	0	0	0	397	634	642.3	0	2	0
<b>** OTHER SITE(S) : 32</b>				<b>52</b>	<b>757,467</b>	<b>3</b>	<b>65,669</b>	<b>10</b>	<b>102,272</b>	<b>172</b>	<b>1,160</b>	<b>229.9</b>	<b>4,526</b>	<b>203</b>	<b>105</b>
<b>Michigan Total:</b>				<b>2,100</b>	<b>11,649,993</b>	<b>5</b>	<b>73,623</b>	<b>190</b>	<b>1,240,590</b>	<b>15,126</b>	<b>19,758</b>	<b>4,387.2</b>	<b>10,313</b>	<b>4,613</b>	<b>2,146</b>

\* Sites having assets that are Federally funded (e.g., owned, lease, licence, permit) and State-owned interes

\*\* US Locations that do not meet criteria of at least ten (10) Acres AND at least \$10M PRV. US Territories and Non-US Locations that do not meet criteria of at least ten (10) Acres OR at least \$10M PRV.

**DEPARTMENT OF DEFENSE**  
**Base Structure Report - As of 30 Sep 2006**

SITE	BRAC 2005	COMPONENT	NAME NEAREST CITY	BUILDINGS						ACRES OWNED	TOTAL ACRES	PRV (\$M)	MIL	CIV	OTHER
				OWNED		LEASED		OTHER							
				COUNT	SQFT	COUNT	SQFT	COUNT	SQFT						
<b>Minnesota</b>															
* Arden Hills Army Training Site		Army Guard	Arden Hills	57	137,591	0	0	0	0	1,496	1,496	33.8	0	33	0
Arden Hills USARC		Army Reserve	New Brighton	3	143,090	0	0	0	0	54	54	28.2	596	38	4
Duluth International Airport	R	Air Natl Guard	Duluth	47	410,729	1	38,944	0	0	19	262	133.7	980	230	0
Fort Snelling USARC/AMSA	R	Army Reserve	Minneapolis	6	269,784	0	0	0	0	48	48	65.5	1,611	156	52
Minneapolis		Navy Active	Fridley	14	1,745,338	0	0	0	0	83	88	414.8	0	0	0
Minn-St Paul		AF Reserve	Minneapolis	86	1,071,948	0	0	0	0	215	246	340.2	2,421	360	0
NMCRC Saint Paul		Navy Reserve	Minneapolis	4	51,521	0	0	0	0	10	11	12.5	0	0	0
NOSC-MCRC Minneapolis		Navy Reserve	Minneapolis	1	96,000	0	0	0	0	12	12	23.9	1,088	0	0
Twin Cities AAP		Army Active	New Brighton	109	2,843,756	0	0	2	1,072	677	677	707.2	577	8	292
<b>** OTHER SITE(S) : 46</b>				49	298,430	4	30,107	0	0	106	3,532	92.6	5,820	298	367
<b>Minnesota Total:</b>				<b>376</b>	<b>7,068,187</b>	<b>5</b>	<b>69,051</b>	<b>2</b>	<b>1,072</b>	<b>2,721</b>	<b>6,427</b>	<b>1,852.2</b>	<b>13,093</b>	<b>1,123</b>	<b>715</b>
<b>Mississippi</b>															
BG George A Morris USARC		Army Reserve	Vicksburg	2	75,625	0	0	0	0	13	13	13.7	228	14	1
CBC Gulfport		Navy Active	Gulfport	365	4,639,924	0	0	0	0	1,098	1,169	768.4	6,543	1,486	0
Columbus AFB	R	AF Active	Columbus	479	2,480,623	0	0	0	0	4,408	4,931	708.0	956	441	0
Columbus Auxiliary Airfield		AF Active	Shuqualak	5	11,370	0	0	0	0	914	1,080	29.6	0	0	0
* CTA Camp McCain		Army Guard	Elliott	105	369,299	0	0	0	0	12,881	12,881	112.2	240	65	73
Gulfport-Biloxi Regional Airport (ANG)		Air Natl Guard	Gulfport	75	613,126	0	0	0	0	11	267	138.0	454	45	0
Jackson IAP, Thompson Field	R	Air Natl Guard	Flowood	30	462,153	0	0	0	0	0	139	119.7	1,155	279	0
Keesler AFB	R	AF Active	Biloxi	966	9,112,910	0	0	0	0	1,494	1,611	2,006.4	4,985	1,553	0
Keesler Training Annex No 1		AF Active	Biloxi	61	294,980	0	0	0	0	57	57	36.3	0	0	0
Key Field	R	Air Natl Guard	Meridian	34	391,697	0	0	0	0	0	121	113.3	1,019	215	0
Lakeside Housing		Navy Active	Pascagoula	6	191,658	0	0	0	0	33	33	37.0	0	0	0
Mississippi AAP	C	Army Active	Picayune	112	1,660,562	0	0	0	0	0	4,214	352.1	0	3	35
* MTA Camp Shelby		Army Guard	Hattiesburg	41	284,916	1	13	0	0	200	125,711	65.6	1,387	266	1,773
NAS Meridian	R	Navy Active	Meridian	523	2,492,890	0	0	0	0	8,061	8,065	656.0	1,011	0	0
NS Pascagoula	C	Navy Active	Pascagoula	41	321,513	0	0	0	0	529	529	86.3	771	0	0
OLF Bravo		Navy Active	Preston	6	8,533	0	0	0	0	1,255	1,463	41.7	0	0	0
Sand Hill Housing		Navy Active	Gautier	80	360,407	0	0	0	0	75	75	44.9	0	0	0
<b>** OTHER SITE(S) : 102</b>				49	393,833	3	46,754	76	1,070,755	918	8,069	295.1	8,576	440	61
<b>Mississippi Total:</b>				<b>2,980</b>	<b>24,166,019</b>	<b>4</b>	<b>46,767</b>	<b>76</b>	<b>1,070,755</b>	<b>31,946</b>	<b>170,426</b>	<b>5,624.0</b>	<b>27,325</b>	<b>4,807</b>	<b>1,943</b>

\* Sites having assets that are Federally funded (e.g., owned, lease, licence, permit) and State-owned interes

\*\* US Locations that do not meet criteria of at least ten (10) Acres AND at least \$10M PRV. US Territories and Non-US Locations that do not meet criteria of at least ten (10) Acres OR at least \$10M PRV.

**DEPARTMENT OF DEFENSE**  
**Base Structure Report - As of 30 Sep 2006**

SITE	BRAC 2005	COMPONENT	NAME NEAREST CITY	BUILDINGS						ACRES OWNED	TOTAL ACRES	PRV (\$M)	MIL	CIV	OTHER
				OWNED		LEASED		OTHER							
				COUNT	SQFT	COUNT	SQFT	COUNT	SQFT						
<b>Missouri</b>															
Belton USARC/AMSA #57		Army Reserve	Belton	2	9,865	0	0	1	48,296	195	195	11.3	580	32	0
Fort Leonard Wood	R	Army Active	Waynesville	1,199	9,864,416	16	93,055	1,091	3,545,618	53,239	62,911	3,466.2	22,784	2,397	3,967
Jefferson Barracks ANGS	R	Air Natl Guard	St. Louis	1	323	31	384,882	0	0	0	135	97.4	335	34	0
Lake City AAP		Army Active	Lake City	421	3,174,442	0	0	8	2,299	3,959	3,959	909.3	1	24	3,357
Lake of the Ozarks Recreation		Army Active	Camdenton	19	17,971	0	0	0	0	0	359	21.6	0	0	0
Lambert-St Louis	R	Air Natl Guard	St. Ann	39	380,118	0	0	0	0	25	49	116.1	1,209	280	0
* MTA Camp Clark Nevada		Army Guard	Nevada	184	229,906	0	0	0	0	615	615	76.0	40	8	29
* MTA Camp Crowder Neosho		Army Guard	Joplin	64	191,012	0	0	0	0	4,362	4,362	82.2	0	12	33
NOSC Kansas City		Navy Reserve	Kansas City	2	49,992	0	0	0	0	0	10	10.0	487	0	0
PPV Housing		Marine Reserve	Belton	0	0	0	0	234	611,104	0	47	57.3	0	0	0
Richards Gebaur Ars		Marine Reserve	Kansas City	29	350,473	1	20,402	0	0	66	100	83.9	0	0	0
Rosecrans MAP/139Ag	R	Air Natl Guard	St. Joseph	44	340,202	0	0	0	0	54	433	102.9	1,035	219	0
Springfield AFRC/AMSA #54		Army Reserve	Springfield	4	81,899	0	0	0	0	18	18	17.2	196	4	0
St Louis #3/Sverdrup USARC		Army Reserve	St. Louis	3	107,973	0	0	0	0	21	21	22.4	699	49	0
St Louis #4/Ord Plant		Army Reserve	St. Louis	41	82,087	0	0	0	0	17	17	26.6	0	0	0
St Louis AAP		Army Active	St. Louis	9	137,092	0	0	0	0	18	18	22.6	0	0	0
St Louis Afs Storage Annex		AF Active	St. Louis	7	569,068	0	0	0	0	39	40	98.4	0	0	0
St Louis Air Force Station		AF Active	St. Louis	13	736,550	0	0	0	0	25	25	176.7	10	0	0
St. Charles USARC		Army Reserve	Weldon Spring	19	132,927	0	0	0	0	1,656	1,656	34.2	0	0	0
Whiteman AFB	R	AF Active	Knob Noster	997	4,859,614	0	0	1	1,752	3,890	4,993	1,883.3	4,458	423	0
* Whiteman AFB Knob Noster		Army Guard	Knob Noster	5	80,544	0	0	0	0	18	18	19.1	307	38	0
<b>** OTHER SITE(S) : 45</b>				53	401,399	30	370,620	1	6,142	428	748	172.4	6,541	331	56
<b>Missouri Total:</b>				<b>3,155</b>	<b>21,797,873</b>	<b>78</b>	<b>868,959</b>	<b>1,336</b>	<b>4,215,211</b>	<b>68,646</b>	<b>80,731</b>	<b>7,507.1</b>	<b>38,682</b>	<b>3,851</b>	<b>7,442</b>
<b>Montana</b>															
* Ft Missoula - FMS 02		Army Guard	Missoula	9	35,444	0	0	3	41,545	14	14	13.7	0	4	0
Great Falls IAP	R	Air Natl Guard	Great Falls	44	385,953	0	0	0	0	1	140	134.4	928	234	0
* Helena Aviation RC- AASF- C12		Army Guard	Helena	0	0	6	213,392	0	0	0	60	84.7	467	0	25
Malmstrom AFB	R	AF Active	Great Falls	763	4,835,165	0	0	0	0	3,278	3,716	1,419.5	3,580	473	0
* MTA Ft Wm Henry Harrison		Army Guard	Helena	111	721,056	0	0	0	0	3,011	6,366	180.8	704	306	163
* MTA Limestone Hills		Army Guard	Townsend	0	0	0	0	3	9,192	0	18,720	35.8	0	0	0
Sgt Ernest Veuve Hall/AMSA #75	C	Army Reserve	Missoula	5	65,353	0	0	0	0	16	16	14.9	220	6	4
<b>** OTHER SITE(S) : 250</b>				289	472,014	6	29,752	1	17,000	1,045	31,910	1,672.1	572	24	146
<b>Montana Total:</b>				<b>1,221</b>	<b>6,514,985</b>	<b>12</b>	<b>243,144</b>	<b>7</b>	<b>67,737</b>	<b>7,364</b>	<b>60,942</b>	<b>3,556.0</b>	<b>6,471</b>	<b>1,047</b>	<b>338</b>

\* Sites having assets that are Federally funded (e.g., owned, lease, licence, permit) and State-owned interes

\*\* US Locations that do not meet criteria of at least ten (10) Acres AND at least \$10M PRV. US Territories and Non-US Locations that do not meet criteria of at least ten (10) Acres OR at least \$10M PRV.

**DEPARTMENT OF DEFENSE**  
**Base Structure Report - As of 30 Sep 2006**

SITE	BRAC 2005	COMPONENT	NAME NEAREST CITY	BUILDINGS						ACRES OWNED	TOTAL ACRES	PRV (\$M)	MIL	CIV	OTHER
				OWNED		LEASED		OTHER							
				COUNT	SQFT	COUNT	SQFT	COUNT	SQFT						
<b>Nebraska</b>															
* Camp Ashland TS		Army Guard	Ashland	50	201,358	0	0	0	0	980	980	46.7	283	11	18
Cornhusker AAP		Army Active	Grand Island	31	124,980	2	3,000	0	0	2,918	2,963	99.6	0	1	0
* Greenlief TS/UTES 01	R	Army Guard	Hastings	127	271,118	0	0	0	0	3,211	3,211	73.2	15	7	4
* Lincoln AASF/Readiness Center		Army Guard	Lincoln	0	0	0	0	14	223,917	0	44	51.0	1,060	40	2
Lincoln ANG Base		Air Natl Guard	Lincoln	36	555,586	0	0	0	0	202	218	146.5	845	202	0
Lincoln USARC #2		Army Reserve	Lincoln	3	55,732	0	0	0	0	10	10	11.0	504	8	0
* Mead TS/FMS 06/UTES 02		Army Guard	Mead	8	88,427	0	0	0	0	1,197	1,514	21.2	1	19	0
Offutt AFB		AF Active	Bellevue	211	5,467,093	0	0	0	0	1,908	1,923	1,491.8	6,467	1,830	0
Offutt Family Housing Annex		AF Active	Bellevue	34	404,042	0	0	0	0	783	786	172.7	0	0	0
<b>** OTHER SITE(S) : 107</b>				<b>126</b>	<b>451,046</b>	<b>10</b>	<b>116,236</b>	<b>0</b>	<b>0</b>	<b>2,320</b>	<b>11,783</b>	<b>564.9</b>	<b>2,146</b>	<b>69</b>	<b>1</b>
<b>Nebraska Total:</b>				<b>626</b>	<b>7,619,382</b>	<b>12</b>	<b>119,236</b>	<b>14</b>	<b>223,917</b>	<b>13,528</b>	<b>23,432</b>	<b>2,678.7</b>	<b>11,321</b>	<b>2,187</b>	<b>25</b>
<b>Nevada</b>															
Creech Air Force Base		AF Active	Indian Springs	85	435,274	0	0	0	0	235	2,300	341.4	889	59	0
EW Range Fac		Navy Active	Fallon	6	31,942	0	0	0	0	9,628	9,628	43.7	0	0	0
Hawthorne Army Depot		Army Active	Hawthorne	2,510	9,690,655	0	0	0	0	147,236	147,236	3,691.6	1	30	447
Hawthorne Nevada		Navy Active	Hawthorne	0	0	2	15,356	37	337,796	0	15	106.3	0	0	0
NAS Fallon	R	Navy Active	Fallon	533	2,445,653	0	0	1	8	7,865	7,897	1,125.2	1,073	186	0
Nellis AFB	R	AF Active	Las Vegas	595	5,814,636	1	20	3	8,552	5,215	14,161	2,595.1	7,760	1,046	40
Nellis AFB		Army Reserve	Las Vegas	3	82,549	0	0	0	0	0	22	49.8	179	3	0
Nellis Air Force Range		AF Active	Indian Springs	90	132,463	0	0	0	0	2,344,785	3,092,316	255.5	0	0	0
Nellis Water System Annex		AF Active	Las Vegas	2	19,347	0	0	0	0	80	107	20.5	0	0	0
Reno Tahoe Int'L Airport	R	Air Natl Guard	Reno	37	347,144	0	0	1	3,134	0	64	121.1	993	198	0
Target B-16		Navy Active	Fallon	1	480	0	0	0	0	17,280	22,087	17.5	0	0	0
Target B-17		Navy Active	Fallon	6	4,888	0	0	0	0	21,400	21,440	23.5	0	0	0
Target B-19		Navy Active	Fallon	4	628	0	0	0	0	17,332	17,332	17.3	0	0	0
Target B-20		Navy Active	Fallon	2	1,600	0	0	0	0	41,006	41,006	17.2	0	0	0
Tonopah Afs Z164		AF Active	Tonopah	16	38,394	0	0	0	0	4	47	10.5	0	0	0
Tonopah Auxiliary Airfield Annex		AF Active	Tonopah	142	1,647,283	0	0	1	1,500	2,157	2,157	950.6	0	0	0
Tonopah Auxiliary Airfield Annex #2		AF Active	Tonopah	93	789,195	0	0	0	0	109	109	196.5	0	0	0
<b>** OTHER SITE(S) : 34</b>				<b>29</b>	<b>142,412</b>	<b>7</b>	<b>6,712</b>	<b>3</b>	<b>29,506</b>	<b>10,585</b>	<b>26,447</b>	<b>58.0</b>	<b>1,077</b>	<b>4</b>	<b>9</b>
<b>Nevada Total:</b>				<b>4,154</b>	<b>21,624,543</b>	<b>10</b>	<b>22,088</b>	<b>46</b>	<b>380,496</b>	<b>2,624,916</b>	<b>3,404,369</b>	<b>9,641.2</b>	<b>11,972</b>	<b>1,526</b>	<b>496</b>

\* Sites having assets that are Federally funded (e.g., owned, lease, licence, permit) and State-owned interes

\*\* US Locations that do not meet criteria of at least ten (10) Acres AND at least \$10M PRV. US Territories and Non-US Locations that do not meet criteria of at least ten (10) Acres OR at least \$10M PRV.

**DEPARTMENT OF DEFENSE**  
**Base Structure Report - As of 30 Sep 2006**

SITE	BRAC 2005	COMPONENT	NAME NEAREST CITY	BUILDINGS						ACRES OWNED	TOTAL ACRES	PRV (\$M)	MIL	CIV	OTHER
				OWNED		LEASED		OTHER							
				COUNT	SQFT	COUNT	SQFT	COUNT	SQFT						
<b><u>New Hampshire</u></b>															
AFRC Londonderry		Army Reserve	Manchester	3	135,079	0	0	0	0	16	49	33.0	777	41	3
New Boston Air Station		AF Active	New Boston	25	128,191	0	0	0	0	2,826	2,873	62.1	11	39	0
Newington Defense Fuel Support Point		AF Active	Portsmouth	4	9,462	0	0	0	0	10	15	34.6	0	0	0
Pease Air Force Base		AF Active	Portsmouth	16	368,344	0	0	0	0	276	276	91.9	958	237	0
Pease ANGB Newhampshire		Air Natl Guard	Portsmouth	57	512,388	0	0	2	834	219	219	194.1	0	1	0
Somersworth USARC		Army Reserve	Somersworth	3	56,045	0	0	0	0	15	15	17.6	143	2	0
<b>** OTHER SITE(S) : 8</b>				10	71,833	3	26,877	0	0	12	176	21.9	912	165	45
<b>New Hampshire Total:</b>				<b>118</b>	<b>1,281,342</b>	<b>3</b>	<b>26,877</b>	<b>2</b>	<b>834</b>	<b>3,374</b>	<b>3,623</b>	<b>455.3</b>	<b>2,801</b>	<b>485</b>	<b>48</b>
<b><u>New Jersey</u></b>															
Air Mobility Warfare Center		AF Active	Wrightstown	8	244,811	0	0	0	0	31	31	56.0	0	0	0
Atlantic City IAP	R	Air Natl Guard	Pleasantville	35	352,486	0	0	0	0	0	296	121.1	967	221	0
Caven Point USARC		Army Reserve	Jersey City	9	72,733	0	0	0	0	27	27	25.1	475	3	0
Fort Dix	R	Army Reserve	Trenton	1,056	5,841,470	0	0	15	52,789	30,639	30,639	2,185.2	2,888	1,009	2,214
Fort Dix Family Housing		AF Active	Trenton	71	190,776	0	0	0	0	37	37	23.7	0	0	0
Fort Monmouth Evans	C	Army Active	Belmar	85	375,062	0	0	0	0	253	253	89.8	0	0	0
Fort Monmouth Main Post	C	Army Active	Red Bank	432	5,083,830	2	594,246	2	7,900	1,126	1,126	1,283.5	469	4,578	3,878
McGuire AFB	R	AF Active	Wrightstown	727	7,581,857	0	0	0	0	3,604	3,661	2,781.8	8,196	1,037	0
NAES Lakehurst	R	Navy Active	Lakehurst	188	2,738,064	0	0	37	101,991	7,408	7,408	1,132.4	184	32	72
NAVRESCEN Fort Dix		Navy Active	Trenton	11	100,837	0	0	0	0	14	14	25.6	574	0	0
NWS Earle	R	Navy Active	Colts Neck	452	2,027,901	50	346,710	1	1,050	11,146	11,146	938.8	216	0	0
Pedricktown Support Facility		Army Reserve	Pedricktown	45	253,003	0	0	0	0	39	39	57.8	0	0	0
Picatinny Arsenal	R	Army Active	Picatinny	746	3,708,574	0	0	64	206,264	6,493	6,493	1,396.2	416	2,711	1,410
Pinehurst Estates		Navy Active	Lakehurst	0	0	0	0	46	231,123	26	26	28.3	0	0	0
Sgt J.W. Joyce Kilmer USARC	C	Army Reserve	New Brunswick	3	97,395	0	0	0	0	24	24	23.5	415	47	10
* Warren Grove TS		Army Guard	Warren Grove	2	12,174	0	0	0	0	57	57	11.5	0	0	0
Waterfront Earle		Navy Active	Colts Neck	35	216,616	0	0	0	0	705	705	282.2	0	0	0
<b>** OTHER SITE(S) : 21</b>				60	805,634	0	0	0	0	9,697	9,980	767.8	1,950	81	2
<b>New Jersey Total:</b>				<b>3,965</b>	<b>29,703,223</b>	<b>52</b>	<b>940,956</b>	<b>165</b>	<b>601,117</b>	<b>71,324</b>	<b>71,960</b>	<b>11,230.2</b>	<b>16,750</b>	<b>9,719</b>	<b>7,586</b>
<b><u>New Mexico</u></b>															
Boles Wells Water System Annex		AF Active	Alamogordo							2,694	7,411	34.2	0	0	0
Bonito Lake Water System Annex		AF Active	Carrizozo	5	1,529	0	0	0	0	0	155	19.4	0	0	0
Cannon AFB	C	AF Active	Clovis	1,107	5,128,233	0	0	1	2,100	3,789	4,543	1,460.6	3,388	394	0

\* Sites having assets that are Federally funded (e.g., owned, lease, licence, permit) and State-owned interests

\*\* US Locations that do not meet criteria of at least ten (10) Acres AND at least \$10M PRV. US Territories and Non-US Locations that do not meet criteria of at least ten (10) Acres OR at least \$10M PRV.

**DEPARTMENT OF DEFENSE**  
**Base Structure Report - As of 30 Sep 2006**

SITE	BRAC 2005	COMPONENT	NAME NEAREST CITY	BUILDINGS						ACRES OWNED	TOTAL ACRES	PRV (\$M)	MIL	CIV	OTHER
				OWNED		LEASED		OTHER							
				COUNT	SQFT	COUNT	SQFT	COUNT	SQFT						
Cannon Meadows Housing Area		AF Active	Portales	0	0	151	249,897	0	0	0	39	26.1	0	0	0
Cannon Place Housing Area		AF Active	Clovis	0	0	202	336,765	0	0	0	40	35.4	0	0	0
Fort Bliss AAA Ranges	C	Army Active	Dona Ana Range Camp	400	1,040,856	0	0	11	3,981	977,394	995,404	808.9	116	41	12
Fort Wingate Depot Activity		Army Active	Gallup	827	1,922,016	0	0	0	0	16,691	16,691	623.5	0	0	16
Holloman AFB	R	AF Active	Alamogordo	1,207	8,015,197	0	0	0	0	10,601	54,055	2,441.4	3,563	837	0
Jenkins AFRC	C	Army Reserve	Albuquerque	9	108,769	0	0	0	0	0	12	25.4	1,052	18	0
Kirtland AFB	R	AF Active	Albuquerque	720	7,094,601	0	0	0	0	25,539	44,072	2,661.3	4,684	2,096	60
Melrose Air Force Range		AF Active	Aragon	12	16,279	0	0	0	0	59,319	87,929	26.1	0	0	0
White Sands		Navy Active	Las Cruces	41	192,492	0	0	1	4,224	0	85	60.9	0	0	0
White Sands Missile Range		Army Active	Las Cruces	1,144	4,491,003	0	0	497	800,052	2,281,659	3,624,078	2,350.0	328	1,937	2,789
<b>** OTHER SITE(S) : 26</b>				49	309,926	7	29,200	0	0	17,090	17,200	100.0	828	14	344
<b>New Mexico Total:</b>				<b>5,521</b>	<b>28,320,901</b>	<b>360</b>	<b>615,862</b>	<b>510</b>	<b>810,357</b>	<b>3,394,775</b>	<b>4,851,714</b>	<b>10,672.9</b>	<b>13,959</b>	<b>5,337</b>	<b>3,221</b>
<b><u>New York</u></b>															
Air Force Plant No 59		AF Active	Johnson City	4	637,238	0	0	0	0	29	32	150.2	0	0	0
Amityville AFRC	C	Army Reserve	Amityville	7	63,708	0	0	0	0	15	15	19.4	535	3	1
Bethpage		Navy Active	Bethpage	37	1,178,292	0	0	0	0	105	105	311.2	0	0	0
CW2 Kerry P. Hein USARC		Army Reserve	New York City	9	70,915	0	0	0	0	23	23	30.9	395	3	0
Ernie Pyle USARC/AMSA #12	R	Army Reserve	New York City	10	305,695	0	0	0	0	36	36	90.1	2,222	177	24
Floyd Wet Site		Army Reserve	Rome	5	10,666	0	0	0	0	51	51	20.0	0	0	0
Fort Drum		Army Active	Montauk	1,263	8,415,751	650	3,327,872	780	4,147,685	107,472	107,855	3,360.4	16,792	1,604	2,308
Fort Hamilton	R	Army Active	New York City	52	959,759	0	0	25	534,949	211	211	380.0	795	309	545
Francis S. Gabreski Airport		Air Natl Guard	Westhampton Beach	31	366,275	0	0	0	0	0	89	114.1	895	191	0
Griffiss AFB		AF Active	Rome	502	3,480,429	0	0	0	0	2,803	3,165	1,560.3	319	56	0
Hancock Army Complex		Army Active	Syracuse	4	208,142	0	0	0	0	12	12	44.7	0	0	0
Hancock Field		Air Natl Guard	North Syracuse	48	482,801	0	0	0	0	342	342	176.1	1,152	254	0
* Hancock Field RC OMS 5		Army Guard	Syracuse	5	114,423	0	0	0	0	30	30	24.1	261	1	4
MAJ D W Hollender USARC		Army Reserve	Webster	3	65,495	0	0	0	0	12	12	15.3	358	6	0
MCRC Brooklyn		Marine Reserve	New York City	3	121,614	0	0	0	0	72	72	47.5	0	0	0
MCRC Syracuse		Marine Reserve	Syracuse	6	28,244	0	0	0	0	263	264	13.5	147	0	0
Mitchel Field		Navy Active	Hempstead	100	464,372	0	0	0	0	45	45	87.6	0	0	0
Mitchel Manor 1		Navy Active	Hempstead	18	225,398	0	0	0	0	12	12	33.4	0	0	0
Mitchel Manor 2		Navy Active	Hempstead	16	220,402	0	0	0	0	37	37	54.3	0	0	0
Neads Unit, Rome		Air Natl Guard	Rome	4	57,228	0	0	0	0	39	39	15.5	0	0	0
Newport Test Annex No 2 Transmitter		AF Active	Newport	4	14,247	0	0	0	0	35	41	11.8	0	0	0

\* Sites having assets that are Federally funded (e.g., owned, lease, licence, permit) and State-owned interes

\*\* US Locations that do not meet criteria of at least ten (10) Acres AND at least \$10M PRV. US Territories and Non-US Locations that do not meet criteria of at least ten (10) Acres OR at least \$10M PRV.

**DEPARTMENT OF DEFENSE**  
**Base Structure Report - As of 30 Sep 2006**

SITE	BRAC 2005	COMPONENT	NAME NEAREST CITY	BUILDINGS						ACRES OWNED	TOTAL ACRES	PRV (\$M)	MIL	CIV	OTHER
				OWNED		LEASED		OTHER							
				COUNT	SQFT	COUNT	SQFT	COUNT	SQFT						
* NG Rochester CSMS C		Army Guard	Rochester	7	75,405	0	0	0	0	10	10	15.3	0	0	0
* NG Youngstown Tng Site		Army Guard	Youngstown	44	66,288	0	0	0	0	860	860	26.2	0	0	0
Niagara Falls AFRC	C	Army Reserve	Niagara Falls	13	179,623	0	0	0	0	22	22	34.0	397	22	0
Niagara Falls IAP (Ars)	R	AF Reserve	Niagara Falls	84	891,773	0	0	0	0	548	985	348.3	2,008	374	0
NUWC Fishers Island		Navy Active	Fishers Island	9	47,754	1	168	0	0	72	78	15.9	0	0	0
Orangeburg USARC		Army Reserve	Nyack	7	46,334	0	0	0	0	306	306	18.2	324	4	1
Plattsburg AFB		AF Active	Plattsburgh	1,391	5,084,867	0	0	0	0	3,394	4,686	1,363.1	0	5	0
Rome Laboratory	R	AF Active	Rome	14	1,409,280	1	25,270	0	0	108	108	322.4	0	0	0
Saratoga		Navy Active	Saratoga Springs	95	459,966	0	0	1	3,124	93	93	54.0	1	0	0
Schenectady ANG MAP	R	Air Natl Guard	Schenectady	36	387,354	0	0	0	0	0	122	110.0	1,267	204	0
Seneca Army Depot Activity		Army Active	Geneva	97	2,754,791	0	0	0	0	1,381	1,381	529.7	0	0	0
Sgt Horace D Bradt USARC		Army Reserve	Schenectady	5	54,334	0	0	0	0	12	12	13.3	364	13	0
SSG Frederick J. III Jr. USARC		Army Reserve	Bullville	6	41,749	0	0	0	0	153	153	10.4	144	2	0
Staten Island USARC		Army Reserve	New York City	5	122,732	0	0	0	0	14	14	35.5	530	18	1
Stewart Annex	R	Army Active	Newburgh	4	68,493	0	0	0	0	10	10	35.5	11	1	2
Stewart IAP		Air Natl Guard	New Windsor	31	761,432	0	0	0	0	0	268	387.5	1,602	420	0
Stewart Newburgh USARC	C	Army Reserve	New Windsor	15	117,651	0	0	0	0	40	40	37.3	159	10	0
Tappan USARC		Army Reserve	Tappan	9	33,482	0	0	0	0	15	15	16.5	0	0	0
Verona Defense Fuel Support Point		AF Active	Verona	4	2,449	0	0	0	0	35	35	22.9	0	0	0
Verona Test Annex		AF Active	Verona	28	105,866	0	0	0	0	512	513	39.3	0	0	0
Watervliet Arsenal	R	Army Active	Watervliet	66	2,116,163	0	0	0	0	143	143	436.4	141	717	338
West Point Mil Reservation	R	Army Active	West Point	969	9,816,021	1	19,054	2	37,600	16,239	16,239	2,945.1	6,011	2,214	2,332
<b>** OTHER SITE(S) : 62</b>				<b>151</b>	<b>1,618,757</b>	<b>2</b>	<b>105,130</b>	<b>219</b>	<b>349,647</b>	<b>8,878</b>	<b>9,076</b>	<b>476.1</b>	<b>9,511</b>	<b>215</b>	<b>0</b>
<b>New York Total:</b>				<b>5,221</b>	<b>43,753,658</b>	<b>655</b>	<b>3,477,494</b>	<b>1,027</b>	<b>5,073,005</b>	<b>144,489</b>	<b>147,657</b>	<b>13,853.6</b>	<b>46,341</b>	<b>6,823</b>	<b>5,556</b>

**North Carolina**

ALF Bogue		Marine Active	Bogue	25	48,437	0	0	0	0	837	837	29.7	0	0	0
Camp Lejeune	R	Marine Active	Camp Lejeune	10	519,426	1	8,000	0	0	82,674	114,801	149.6	37,594	4,990	439
Camp Mackall		Army Active	Hoffman	78	154,035	0	0	0	0	7,917	63,197	91.2	0	0	0
Char/Douglas IAP	R	Air Natl Guard	Charlotte	25	345,321	0	0	0	0	0	99	91.1	1,215	222	0
Cherry Point	R	Marine Active	Cherry Point	445	6,086,460	0	0	0	0	12,161	12,197	1,927.6	7,731	4,812	0
Dare County Range		AF Active	Stumpy Point	12	32,886	0	0	0	0	46,595	46,604	22.9	0	0	0
Fort Bragg	R	Army Active	Fayetteville	2,084	24,488,178	253	660,120	2,980	7,875,909	152,852	206,922	7,198.1	45,608	4,470	9,257
Fort Fisher Recreation Site		AF Active	Kure Beach	55	128,188	0	0	0	0	39	101	28.1	0	0	0
Greater Sandy Run Area		Marine Active	Camp Lejeune	21	27,124	0	0	0	0	40,126	40,564	28.9	0	0	0

\* Sites having assets that are Federally funded (e.g., owned, lease, licence, permit) and State-owned interes

\*\* US Locations that do not meet criteria of at least ten (10) Acres AND at least \$10M PRV. US Territories and Non-US Locations that do not meet criteria of at least ten (10) Acres OR at least \$10M PRV.

**DEPARTMENT OF DEFENSE**  
**Base Structure Report - As of 30 Sep 2006**

SITE	BRAC 2005	COMPONENT	NAME NEAREST CITY	BUILDINGS						ACRES OWNED	TOTAL ACRES	PRV (\$M)	MIL	CIV	OTHER
				OWNED		LEASED		OTHER							
				COUNT	SQFT	COUNT	SQFT	COUNT	SQFT						
Greenville USARC		Army Reserve	Winterville	3	94,044	0	0	0	0	15	15	17.0	472	17	1
Harvey Pt		Navy Active	Hertford	21	40,593	0	0	0	0	1,675	1,791	39.9	0	0	0
Housing		Marine Active	Cherry Point	436	704,795	0	0	0	0	930	930	137.0	0	0	0
MCAS New River	R	Marine Active	Camp Lejeune	325	2,954,057	0	0	0	0	2,773	3,728	946.6	5,627	186	0
Military Ocean Tml Sunny Poin		Army Active	Wilmington	83	234,326	0	0	0	0	16,324	16,324	523.7	10	238	229
NOSC Greensboro		Navy Reserve	Greensboro	2	59,951	0	0	0	0	10	10	11.2	493	0	0
Oak Grove		Marine Active	Pollocksville	5	5,560	0	0	0	0	976	976	40.4	0	0	0
OLF Atlantic		Marine Active	Atlantic	8	18,681	0	0	0	0	1,469	1,473	47.1	0	0	0
Point of Marsh Target		Marine Active	Atlantic	7	20,058	0	0	0	0	12,460	12,460	12.3	0	0	0
Pope AFB	R	AF Active	Spring Lake	533	3,423,477	0	0	0	0	262	1,963	932.0	5,391	369	0
Seymour Johnson AFB	R	AF Active	Goldsboro	1,168	5,056,324	0	0	0	0	3,233	4,107	1,095.5	5,054	408	0
Stanly County Airport		Air Natl Guard	Albemarle	31	87,035	0	0	0	0	0	111	19.2	153	22	0
<b>** OTHER SITE(S) : 90</b>				<b>3,470</b>	<b>22,286,709</b>	<b>9</b>	<b>355,649</b>	<b>2,226</b>	<b>4,761,480</b>	<b>3,225</b>	<b>1,251,182</b>	<b>5,548.4</b>	<b>4,466</b>	<b>207</b>	<b>21</b>
<b>North Carolina Total:</b>				<b>8,847</b>	<b>66,815,665</b>	<b>263</b>	<b>1,023,769</b>	<b>5,206</b>	<b>12,637,389</b>	<b>386,553</b>	<b>1,780,393</b>	<b>18,937.3</b>	<b>113,814</b>	<b>15,941</b>	<b>9,947</b>
<b><u>North Dakota</u></b>															
Cavalier AFS		AF Active	Mountain	31	410,639	0	0	0	0	650	650	294.5	24	6	0
Grand Forks AFB	R	AF Active	Emerado	774	5,546,332	0	0	1	3,824	4,831	5,422	1,416.4	2,573	359	0
* Grand Forks Armory		Army Guard	Grand Forks	1	82,365	0	0	0	0	11	11	18.8	241	1	4
Grand Forks Defense Fuel Support Point		AF Active	Grand Forks	4	2,853	0	0	0	0	11	28	28.3	0	0	0
Hector IAP	R	Air Natl Guard	Fargo	30	376,253	0	0	0	0	0	249	125.0	982	233	0
Mickelsen Stanley R SFG MSR		Army Reserve	Nekoma	12	143,567	0	0	0	0	631	631	278.0	0	0	0
Mickelsen Stanley R SFG PAR		Army Active	Mountain	15	375,079	0	0	13	26,872	295	295	138.7	0	0	0
Mickelsen Stanley R SFG RSL 1		Army Reserve	Hampden	1	13,008	0	0	0	0	315	315	40.3	0	0	0
Mickelsen Stanley R SFG RSL 2		Army Reserve	Langdon	1	12,865	0	0	0	0	312	312	40.2	0	0	0
Mickelsen Stanley R SFG RSL 3		Army Reserve	Mountain	1	12,832	0	0	0	0	333	333	45.5	0	0	0
Mickelsen Stanley R SFG RSL 4		Army Reserve	Fairdale	1	13,150	0	0	0	0	318	318	41.5	0	0	0
Minot AFB		AF Active	Minot	1,191	8,119,040	0	0	0	0	4,965	5,634	1,992.4	4,710	554	0
* Minot AFRC		Army Guard	Minot	2	129,697	0	0	0	0	20	20	30.8	279	2	3
<b>** OTHER SITE(S) : 371</b>				<b>416</b>	<b>441,446</b>	<b>20</b>	<b>310,234</b>	<b>2</b>	<b>35,776</b>	<b>2,495</b>	<b>40,722</b>	<b>1,162.1</b>	<b>2,254</b>	<b>109</b>	<b>67</b>
<b>North Dakota Total:</b>				<b>2,480</b>	<b>15,679,126</b>	<b>20</b>	<b>310,234</b>	<b>16</b>	<b>66,472</b>	<b>15,187</b>	<b>54,940</b>	<b>5,652.6</b>	<b>11,063</b>	<b>1,264</b>	<b>74</b>
<b><u>Northern Mariana Islands</u></b>															
Farrallon De Medinilla		Navy Active	Saipan, Mariana Isl							0	206	0.0	0	0	0
NAVBASE Guam (Saipan)		Navy Active	Saipan, Mariana Isl							0	177	0.0	0	0	0

\* Sites having assets that are Federally funded (e.g., owned, lease, licence, permit) and State-owned interes

\*\* US Locations that do not meet criteria of at least ten (10) Acres AND at least \$10M PRV. US Territories and Non-US Locations that do not meet criteria of at least ten (10) Acres OR at least \$10M PRV.



**DEPARTMENT OF DEFENSE**  
**Base Structure Report - As of 30 Sep 2006**

SITE	BRAC 2005	COMPONENT	NAME NEAREST CITY	BUILDINGS						ACRES OWNED	TOTAL ACRES	PRV (\$M)	MIL	CIV	OTHER
				OWNED		LEASED		OTHER							
				COUNT	SQFT	COUNT	SQFT	COUNT	SQFT						
Tinian		Navy Active	Tinian, Mariana Isl						0	16,554	0.0	0	0	0	
<b>** OTHER SITE(S) : 1</b>				7	7,931	0	0	0	0	5	3.4	109	1	6	
<b>Northern Mariana Islands Total:</b>				<b>7</b>	<b>7,931</b>	<b>0</b>	<b>0</b>	<b>0</b>	<b>0</b>	<b>16,942</b>	<b>3.4</b>	<b>109</b>	<b>1</b>	<b>6</b>	
<b>Ohio</b>															
83D Div Memorial USARC/AMSA		Army Reserve	Columbus	3	156,017	0	0	0	0	19	19	29.2	893	45	12
Blue Ash ANG		Air Natl Guard	Blue Ash	15	51,571	0	0	0	0	0	12	11.4	139	24	0
Bratenahl		Navy Active	Cleveland	8	76,675	0	0	0	0	27	31	20.9	224	0	0
Camp Perry ANG		Air Natl Guard	Camp Perry Natl Guard	19	112,966	0	0	0	0	0	43	20.7	204	15	0
* Camp Sherman Tng Site		Army Guard	Chillicothe	6	55,105	0	0	0	0	456	456	12.7	0	0	0
Cincinnati Defense Fuel Support Point		AF Active	Cincinnati	6	3,963	0	0	0	0	64	67	38.4	0	0	0
Cooney USARC/AMSA #165 S-S		Army Reserve	Sandusky	3	19,700	0	0	0	0	10	10	12.5	119	1	0
Defense Supply Center Columbus	R	Army Active	Columbus	46	4,548,324	0	0	0	0	529	529	758.7	196	1	36
Ft Hayes Memorial USARC	C	Army Reserve	Columbus	3	49,281	0	0	0	0	11	11	13.7	289	2	0
Kings Mills Memorial USARC		Army Reserve	Kings Mills	7	97,696	0	0	0	0	19	19	17.3	258	17	1
Mansfield Lahm	R	Air Natl Guard	Mansfield	28	282,979	0	0	0	0	0	227	79.4	959	171	0
* McConnellsville Training Site		Army Guard	Greensburg	10	186,176	0	0	0	0	444	444	39.0	427	10	3
MCRC Brook Park		Marine Reserve	Brook Park	4	55,186	0	0	0	0	11	11	11.6	208	0	0
North Canton USARC/AMSA		Army Reserve	North Canton	3	66,263	0	0	0	0	10	10	15.3	398	15	0
NOSC-MCRC Columbus		Navy Reserve	Columbus	12	147,750	0	0	0	0	24	24	31.8	818	0	0
NOSC-MCRC Toledo		Navy Reserve	Toledo	3	52,591	0	0	0	0	14	14	13.0	293	0	0
Ravenna AAP		Army Active	Ravenna Arsenal	172	670,004	0	0	0	0	1,280	1,280	139.8	0	0	31
* Ravenna Tng and Log Site		Army Guard	Newton Falls	945	3,465,142	0	0	0	0	37,584	37,584	824.9	326	15	7
Rickenbacker	R	Air Natl Guard	Lockbourne	30	512,540	0	0	0	0	511	1,089	266.2	1,313	271	0
* Rickenbacker (MTA)	R	Army Guard	Franklin	17	284,810	0	0	0	0	126	126	97.0	1,008	68	66
Rickenbacker USARC		Army Reserve	Columbus	1	57,036	0	0	0	0	31	35	14.1	298	5	0
Springfield Beckley	R	Air Natl Guard	Springfield	33	373,328	0	0	0	0	0	131	110.2	1,045	313	0
Taylor Station Road USARC		Army Reserve	Columbus	3	79,980	0	0	0	0	10	10	14.1	601	10	2
Toledo Area USAR		Army Reserve	Toledo	2	71,671	0	0	0	0	0	52	15.2	377	24	0
Toledo/Exp Aprt	R	Air Natl Guard	Swanton	37	334,039	0	0	0	0	0	135	93.3	1,002	243	0
US Army Joint Sys Mfg Ctr, Lima		Army Active	Lima	37	1,612,459	0	0	0	0	370	370	290.9	3	3	769
Wright-Patterson AFB	R	AF Active	Fairborn	771	15,885,086	0	0	0	0	7,629	8,145	4,234.7	6,619	10,031	0
Youngstown-Warren Regional Airport (Ars)		AF Reserve	Youngstown	62	616,462	0	0	0	0	567	658	188.7	1,360	174	0
<b>** OTHER SITE(S) : 46</b>				<b>103</b>	<b>901,664</b>	<b>9</b>	<b>161,145</b>	<b>0</b>	<b>0</b>	<b>359</b>	<b>801</b>	<b>218.3</b>	<b>3,999</b>	<b>91</b>	<b>9</b>

\* Sites having assets that are Federally funded (e.g., owned, lease, licence, permit) and State-owned interes

\*\* US Locations that do not meet criteria of at least ten (10) Acres AND at least \$10M PRV. US Territories and Non-US Locations that do not meet criteria of at least ten (10) Acres OR at least \$10M PRV.

**DEPARTMENT OF DEFENSE**  
**Base Structure Report - As of 30 Sep 2006**

SITE	BRAC 2005	COMPONENT	NAME NEAREST CITY	BUILDINGS						ACRES OWNED	TOTAL ACRES	PRV (\$M)	MIL	CIV	OTHER
				OWNED		LEASED		OTHER							
				COUNT	SQFT	COUNT	SQFT	COUNT	SQFT						
<b>Ohio Total:</b>				<b>2,389</b>	<b>30,826,464</b>	<b>9</b>	<b>161,145</b>	<b>0</b>	<b>0</b>	<b>50,105</b>	<b>52,343</b>	<b>7,633.0</b>	<b>23,376</b>	<b>11,549</b>	<b>936</b>
<b>Oklahoma</b>															
	R	AF Active	Altus	1,009	4,102,399	0	0	0	0	4,087	7,054	1,272.9	1,596	1,329	0
* Camp Gruber Training Center		Army Guard	Muskogee	170	478,776	0	0	0	0	33,027	33,027	169.9	80	0	83
Fort Sill	R	Army Active	Lawton	2,085	13,365,809	0	0	47	207,181	93,829	93,831	3,126.1	18,879	1,919	5,438
Kegelman Air Force Auxiliary Field		AF Active	Jet	7	9,457	0	0	0	0	1,066	1,285	45.2	0	0	0
McAlester AAP	R	Army Active	McAlester	2,196	9,682,108	0	0	0	0	44,962	44,964	2,355.5	14	1,639	788
NOSC-MCRC Tulsa	C	Navy Reserve	Broken Arrow	2	63,644	0	0	0	0	11	11	12.6	560	0	0
* Regional Trng Inst		Army Guard	Oklahoma City	7	221,798	0	0	1	6,000	33	33	41.5	357	3	7
Tinker AFB	R	AF Active	Midwest City	691	15,709,544	0	0	2	8,340	3,947	4,881	3,580.3	8,812	13,497	0
Tinker Support Annex		AF Active	Midwest City	26	168,535	0	0	0	0	88	129	41.2	0	0	0
Tulsa IAP	R	Air Natl Guard	Tulsa	41	368,113	0	0	0	0	0	80	99.4	1,120	252	0
Twaddle AFRC	C	Army Reserve	Oklahoma City	9	151,030	0	0	0	0	26	105	29.6	716	25	3
Vance AFB	R	AF Active	Enid	462	1,712,571	0	0	0	0	2,122	3,402	556.1	779	146	0
Willrogerswap	R	Air Natl Guard	Oklahoma City	28	366,157	0	0	0	0	0	133	97.0	1,263	201	0
<b>** OTHER SITE(S) : 31</b>				<b>60</b>	<b>406,653</b>	<b>4</b>	<b>4,920</b>	<b>3</b>	<b>39,959</b>	<b>686</b>	<b>756</b>	<b>94.7</b>	<b>2,081</b>	<b>44</b>	<b>1</b>
<b>Oklahoma Total:</b>				<b>6,793</b>	<b>46,806,594</b>	<b>4</b>	<b>4,920</b>	<b>53</b>	<b>261,480</b>	<b>183,884</b>	<b>189,691</b>	<b>11,522.1</b>	<b>36,257</b>	<b>19,055</b>	<b>6,320</b>
<b>Oregon</b>															
* Bend Cotef		Army Guard	Bend	5	83,492	0	0	0	0	160	160	17.7	0	0	200
* Biak Training Center		Army Guard	Redmond	3	28,194	0	0	0	0	94	31,410	10.5	0	20	2
Christmas Valley Radar Site		AF Active	Christmas Valley	4	45,846	0	0	0	0	0	2,656	34.3	0	0	0
Klamath Falls Airport-Kingsley Field		Air Natl Guard	Klamath Falls	68	451,515	0	0	0	0	29	1,062	153.5	781	172	0
NAVOBSPTCEN Portland		Navy Reserve	Portland	5	67,119	2	1,497	0	0	14	14	17.5	631	0	0
NAVWPNSYSTRAFAC Boardman		Navy Active	Boardman	9	20,058	0	0	0	0	56,543	62,871	21.5	0	0	0
Portland IAP	R	Air Natl Guard	Banks	66	718,286	0	0	0	0	0	246	249.9	1,999	398	0
Umatilla Chem Depot	C	Army Active	Umatilla	1,213	3,594,294	0	0	0	0	19,729	19,729	1,291.2	8	394	833
<b>** OTHER SITE(S) : 23</b>				<b>47</b>	<b>223,530</b>	<b>8</b>	<b>20,934</b>	<b>0</b>	<b>0</b>	<b>7,307</b>	<b>287,494</b>	<b>133.6</b>	<b>2,564</b>	<b>104</b>	<b>176</b>
<b>Oregon Total:</b>				<b>1,420</b>	<b>5,232,334</b>	<b>10</b>	<b>22,431</b>	<b>0</b>	<b>0</b>	<b>83,876</b>	<b>405,642</b>	<b>1,929.8</b>	<b>5,983</b>	<b>1,088</b>	<b>1,211</b>
<b>Pennsylvania</b>															
Bristol Veterans Mem USARC	R	Army Reserve	Philadelphia	2	39,049	0	0	0	0	17	17	11.0	232	2	0
Carlisle Barracks		Army Active	Carlisle	77	1,039,152	0	0	246	661,455	467	467	341.1	682	627	671
Chap L J Sabalis Mem USARC		Army Reserve	Sugar Notch	2	48,293	0	0	0	0	20	20	10.7	313	6	0

\* Sites having assets that are Federally funded (e.g., owned, lease, licence, permit) and State-owned interes

\*\* US Locations that do not meet criteria of at least ten (10) Acres AND at least \$10M PRV. US Territories and Non-US Locations that do not meet criteria of at least ten (10) Acres OR at least \$10M PRV.

**DEPARTMENT OF DEFENSE**  
**Base Structure Report - As of 30 Sep 2006**

SITE	BRAC 2005	COMPONENT	NAME NEAREST CITY	BUILDINGS						ACRES OWNED	TOTAL ACRES	PRV (\$M)	MIL	CIV	OTHER
				OWNED		LEASED		OTHER							
				COUNT	SQFT	COUNT	SQFT	COUNT	SQFT						
Charles E Kelly Spt Facility	C	Army Reserve	Pittsburgh	46	244,827	0	0	0	0	126	126	51.0	354	64	88
Defense Distrib Depot Susq	R	Army Active	New Cumberland	138	6,020,110	0	0	0	0	849	849	872.5	844	256	138
Det Phil Annex PNBC	R	Navy Active	Philadelphia	56	2,419,530	0	0	0	0	262	262	656.5	0	0	0
Det Philadelphia PA	R	Navy Active	Philadelphia	49	2,284,391	0	0	0	0	134	134	500.5	0	197	0
ECS / AMSA #103 (G)		Army Reserve	Meadville	2	56,181	0	0	0	0	11	11	14.8	0	45	0
Edgemont USARC / AMSA #31 (G)		Army Reserve	Edgemont	5	62,376	0	0	0	0	49	49	21.5	535	19	0
Finleyville NIKE-PI-43		Army Reserve	Elrama	13	44,752	0	0	0	0	128	128	11.3	0	0	0
Fort Indiantown Gap AGS		Air Natl Guard	Annville	59	185,599	0	0	0	0	0	190	41.3	571	81	0
* Fort Indiantown Gap Training Site		Army Guard	Lebanon	714	3,377,010	0	0	0	0	17,222	17,222	841.2	3,521	903	847
* Fort Mifflin		Army Guard	Chester	9	60,361	0	0	0	0	27	27	11.0	0	10	3
Fort Ritchie Raven Rock Site		Army Active	Waynesboro	54	480,024	0	0	0	0	717	717	140.1	12	119	1
Greencastle USARC / AMSA #113		Army Reserve	Greencastle	5	39,360	0	0	0	0	31	31	10.7	51	12	0
Harrisburg IAP (ANG)		Air Natl Guard	Harrisburg	31	293,169	1	15,077	0	0	0	42	81.5	1,092	241	0
Johnstown Aviation Support Fac		Army Reserve	Johnstown	8	203,997	0	0	0	0	0	126	80.8	69	2	0
Letterkenny Army Depot	R	Army Active	Chambersburg	1,326	4,742,950	13	463,508	1	3,740	18,660	18,668	1,478.8	3	1,559	1,147
NAVSUPPACT Mechanicsburg	R	Navy Active	Mechanicsburg	144	8,714,092	0	0	0	0	818	818	1,099.1	0	38	0
NMCRG Pittsburg	R	Navy Reserve	Pittsburgh	3	74,116	0	0	0	0	13	13	15.2	463	0	0
North Penn USARC	C	Army Reserve	Center Square	7	54,817	0	0	0	0	19	19	14.0	257	5	0
Philadelphia PA NH CSO		Navy Active	Philadelphia	49	695,379	0	0	0	0	49	49	198.0	0	0	0
Pittsburgh IAP (ANG)		Air Natl Guard	Coraopolis	30	390,953	0	0	0	0	0	179	125.1	1,298	294	0
Pittsburgh IAP-ARS	R	AF Reserve	Moon Township	52	483,762	3	34,507	0	0	12	181	133.8	1,188	119	0
Scranton AAP		Army Active	Scranton	7	386,157	0	0	0	0	15	15	96.2	0	8	402
State College ANG Station		Air Natl Guard	State College	5	44,221	0	0	0	0	0	23	11.6	135	18	0
T/Sgt Vernon Mcgarity USARC	R	Army Reserve	Pittsburgh	3	151,981	0	0	0	0	1	36	35.5	1,004	142	0
Tobyhanna Army Depot	R	Army Active	Scranton	140	4,494,398	0	0	0	0	1,296	1,296	858.5	203	4,170	861
Warminster PA NAWC-AD CSO		Navy Active	Warminster	62	1,410,380	0	0	0	0	461	542	419.1	0	0	0
Willow Grove		AF Reserve	Elizabethtown	53	631,051	0	0	0	0	162	170	207.6	2,062	305	0
Willow Grove	C	Navy Active	Willow Grove	120	1,126,842	0	0	0	0	884	967	463.6	4,043	4,457	0
<b>** OTHER SITE(S) : 92</b>				<b>292</b>	<b>2,623,206</b>	<b>12</b>	<b>270,341</b>	<b>1</b>	<b>12,000</b>	<b>1,143</b>	<b>19,408</b>	<b>887.6</b>	<b>8,801</b>	<b>253</b>	<b>0</b>
<b>Pennsylvania Total:</b>				<b>3,563</b>	<b>42,922,486</b>	<b>29</b>	<b>783,433</b>	<b>248</b>	<b>677,195</b>	<b>43,592</b>	<b>62,802</b>	<b>9,741.3</b>	<b>27,733</b>	<b>13,952</b>	<b>4,158</b>
<b>Puerto Rico</b>															
1Lt P.Lavergne/Bayamon	C	Army Reserve	Bayamon	4	33,550	0	0	0	0	7	7	11.3	134	6	0
AMSA #161 (G)		Army Reserve	Guaynabo	2	40,400	0	0	0	0	7	7	12.1	0	0	15
* Army Aviation Support Facility		Army Guard	San Juan	0	0	0	0	0	0	14	14	0.0	0	0	0
Cabeza De Perro		Navy Active	Naguabo							29	29	0.0	0	0	0

\* Sites having assets that are Federally funded (e.g., owned, lease, licence, permit) and State-owned interes

\*\* US Locations that do not meet criteria of at least ten (10) Acres AND at least \$10M PRV. US Territories and Non-US Locations that do not meet criteria of at least ten (10) Acres OR at least \$10M PRV.

**DEPARTMENT OF DEFENSE**  
**Base Structure Report - As of 30 Sep 2006**

SITE	BRAC 2005	COMPONENT	NAME NEAREST CITY	BUILDINGS						ACRES OWNED	TOTAL ACRES	PRV (\$M)	MIL	CIV	OTHER
				OWNED		LEASED		OTHER							
				COUNT	SQFT	COUNT	SQFT	COUNT	SQFT						
CPT E.Rubio Jr. Puerto Nuevo	R	Army Reserve	Puerto Nuevo	6	83,633	0	0	0	0	63	63	27.4	917	53	0
Fort Allen Puerto Rico		Navy Active	Juana Diaz	2	7,467	0	0	0	0	0	117	3.5	0	0	0
Fort Buchanan	R	Army Reserve	Guaynabo	379	2,033,021	0	0	5	29,470	746	746	727.2	2,163	620	1,399
* Ft Allen Rq 177	R	Army Guard	Juana Diaz	101	366,476	0	0	0	0	0	776	148.9	741	7	0
Isabela Puerto Rico		Navy Active	Isabela	8	36,604	0	0	0	0	413	413	18.8	0	0	0
Lajas Radar Site (Tars #16)		AF Active	Lajas	7	10,064	0	0	0	0	0	23	11.5	0	0	0
LF Tran Site Aguada		Navy Active	Aguada	2	14,529	0	0	0	0	388	388	8.5	0	0	0
LTC H.G. Pesquera/Ft Allen		Army Reserve	Juana Diaz	4	102,399	0	0	0	0	40	40	24.9	532	62	4
Luis Munoz Marin IAP		Air Natl Guard	San Juan	40	348,942	0	0	0	0	0	95	146.2	895	205	0
MCRC San Juan		Marine Reserve	San Juan	4	111,421	0	0	0	0	23	23	47.6	0	0	0
* MTA Camp Santiago Rq 577		Army Guard	Salinas	354	787,252	0	0	3	45,000	11,930	11,930	279.3	525	3	96
NAVACT Puerto Rico		Navy Active	Roosevelt, San Juan	1,238	4,947,414	0	0	1	52,255	8,193	8,239	1,838.3	393	1	0
NSGA Sabana Seca		Navy Active	Sabana Seca, Manati	164	455,426	0	0	0	0	2,778	2,927	159.8	0	0	0
Pico Del Este-AFWTF		Navy Active	NAVSTA Roosevelt Roads	9	20,063	0	0	0	0			16.6	0	0	0
Pineros Island		Navy Active	NAVSTA Roosevelt Roads							325	325	0.0	0	0	0
Punta Borinquen Radar Site		Air Natl Guard	Aguadilla	10	53,235	0	0	0	0	6	6	18.9	0	0	0
Punta Salinas Radar Site		Air Natl Guard	Catano, Catano	17	52,202	0	0	0	0	30	30	20.1	212	32	0
Ramey AF Solar Observatory Research Site		AF Active	Isabela	6	6,196	0	0	0	0	74	81	2.3	0	0	0
Ramey USARC/Aquadilla	R	Army Reserve	Aguadilla	5	67,490	0	0	0	0	59	59	19.2	661	9	0
Roosevelt Rds Nav Sta USARC	R	Army Reserve	NAVSTA Roosevelt Roads	4	56,325	0	0	0	0	0	3	16.6	522	11	0
Salinas Receiver Site		Navy Active	Salinas, Salinas	2	8,011	0	0	0	0	249	249	4.0	0	0	0
Vieques West		Navy Active	Vieques, Vieques							122	122	0.0	0	0	0
Vieques West P Rico		Navy Active	Vieques, Vieques	1	7,395	0	0	0	0	386	386	5.0	0	0	0
<b>** OTHER SITE(S) : 14</b>				<b>24</b>	<b>117,773</b>	<b>0</b>	<b>0</b>	<b>1</b>	<b>5,179</b>	<b>24</b>	<b>24</b>	<b>39.3</b>	<b>973</b>	<b>10</b>	<b>0</b>
<b>Puerto Rico Total:</b>				<b>2,393</b>	<b>9,767,288</b>	<b>0</b>	<b>0</b>	<b>10</b>	<b>131,904</b>	<b>25,908</b>	<b>27,124</b>	<b>3,607.2</b>	<b>8,668</b>	<b>1,019</b>	<b>1,514</b>

**Rhode Island**

* Camp Fogarty Tng Site		Army Guard	East Greenwich	29	118,867	0	0	0	0	0	374	54.3	927	5	3
Coventry ANG Station		Air Natl Guard	Coventry	12	54,439	0	0	0	0	17	17	13.5	0	0	0
Davisville CBC CO		Navy Active	Davisville	161	2,752,872	0	0	0	0	910	910	586.7	0	0	0
Davisville Family Housing		Army Reserve	Davisville	21	106,278	0	0	0	0	14	14	12.3	0	0	0
Fort Adams		Navy Active	Newport	46	261,683	0	0	0	0	25	25	35.6	0	0	0
Gould Island		Navy Active	Jamestown	1	28,155	0	0	0	0	13	13	14.0	0	0	0

\* Sites having assets that are Federally funded (e.g., owned, lease, licence, permit) and State-owned interes

\*\* US Locations that do not meet criteria of at least ten (10) Acres AND at least \$10M PRV. US Territories and Non-US Locations that do not meet criteria of at least ten (10) Acres OR at least \$10M PRV.

**DEPARTMENT OF DEFENSE**  
**Base Structure Report - As of 30 Sep 2006**

SITE	BRAC 2005	COMPONENT	NAME NEAREST CITY	BUILDINGS						ACRES OWNED	TOTAL ACRES	PRV (\$M)	MIL	CIV	OTHER
				OWNED		LEASED		OTHER							
				COUNT	SQFT	COUNT	SQFT	COUNT	SQFT						
Melville		Navy Active	Newport	37	74,033	0	0	0	0	0	24	161.4	0	0	0
NAVSTA Newport	R	Navy Active	Newport	272	5,615,966	0	0	2	20,000	1,388	1,450	1,648.9	3,476	3,383	0
NMCRC Providence		Navy Reserve	Providence	2	68,222	0	0	0	0	20	20	15.5	155	0	0
North Smithfield ANG Station		Air Natl Guard	Slatersville	8	63,810	0	0	0	0	34	34	15.8	204	23	0
Quonset Air Guard Base	R	Air Natl Guard	North Kingstown	31	442,298	0	0	1	1,762	0	103	148.2	924	169	0
<b>** OTHER SITE(S) : 16</b>				582	2,472,095	1	10,989	0	0	120	147	383.8	1,141	29	4
<b>Rhode Island Total:</b>				<b>1,202</b>	<b>12,058,718</b>	<b>1</b>	<b>10,989</b>	<b>3</b>	<b>21,762</b>	<b>2,541</b>	<b>3,131</b>	<b>3,090.0</b>	<b>6,827</b>	<b>3,609</b>	<b>7</b>
<b>South Carolina</b>															
Charleston	R	Navy Active	Goose Creek	1,318	7,931,768	0	0	3	17,384	16,010	17,160	1,527.1	6,395	3,427	0
Charleston AFB	R	AF Active	Charleston	765	4,329,834	0	0	0	0	3,007	3,733	1,148.8	6,007	700	0
Charleston Defense Fuel Support Point		AF Active	Hanahan	6	3,623	0	0	0	0	44	56	52.2	0	0	0
Fort Jackson	R	Army Active	Columbia	1,288	10,937,092	0	0	44	291,720	52,301	52,301	2,211.5	26,178	1,825	5,565
Hunley Park Military Family Housing		AF Active	North Charleston	152	438,462	0	0	0	0	271	271	56.2	0	0	0
L B Housing		Marine Active	Laurel Bay	11	56,691	0	0	1	38,923	753	753	59.8	0	0	0
Laurel Bay		Marine Active	Laurel Bay	3	33,835	0	0	0	0	324	324	13.5	0	0	0
MCAS Beaufort	R	Marine Active	Beaufort	285	2,462,120	1	100	1	703	5,773	6,349	1,107.3	3,880	1,322	0
McEntire ANG Station	R	Air Natl Guard	Eastover	85	721,737	0	0	0	0	2,344	2,473	230.3	1,206	266	0
* McEntire ANGS		Army Guard	Eastover	27	329,246	0	0	0	0	208	208	102.4	942	126	82
MCRD Beaufort Parris Island		Marine Active	Parris Island	314	3,501,288	0	0	1	1,609	8,036	8,069	943.3	2,328	443	0
* MTA Clarks Hill Reservation		Army Guard	Plum Branch	34	39,462	0	0	0	0	735	735	11.6	0	0	4
Myrtle Beach Air Force Base		AF Active	Myrtle Beach	91	478,069	0	0	0	0	1,882	2,112	201.8	0	0	0
N Charleston USARC/AMSA #121		Army Reserve	Goose Creek	3	79,878	0	0	0	0	16	16	14.5	0	0	0
NH Beaufort		Navy Active	Beaufort	20	460,824	1	64	0	0	126	127	153.2	0	0	0
NH Charleston		Navy Active	Charleston	3	399,836	0	0	0	0	23	24	112.5	448	0	0
North Air Force Auxiliary Field		AF Active	North	5	29,195	0	0	0	0	2,277	2,392	99.8	0	15	0
North Yard		Navy Active	North Charleston	11	278,808	0	0	0	0	21	21	44.3	0	0	0
Shaw AFB	R	AF Active	Sumter	1,253	5,518,723	0	0	0	0	3,310	3,406	1,080.6	5,166	549	1
Short Stay		Navy Active	Moncks Corner	46	63,154	0	0	0	0	0	57	14.3	0	0	0
<b>** OTHER SITE(S) : 56</b>				119	551,105	29	226,229	1,605	2,203,265	12,804	12,967	395.4	3,224	77	8
<b>South Carolina Total:</b>				<b>5,839</b>	<b>38,644,750</b>	<b>31</b>	<b>226,393</b>	<b>1,655</b>	<b>2,553,604</b>	<b>110,264</b>	<b>113,553</b>	<b>9,580.5</b>	<b>55,774</b>	<b>8,750</b>	<b>5,660</b>
<b>South Dakota</b>															
Dakota Ridge Family Housing Annex		AF Active	Rapid City	0	0	200	420,679	1	2,135	0	50	41.7	0	0	0

\* Sites having assets that are Federally funded (e.g., owned, lease, licence, permit) and State-owned interes

\*\* US Locations that do not meet criteria of at least ten (10) Acres AND at least \$10M PRV. US Territories and Non-US Locations that do not meet criteria of at least ten (10) Acres OR at least \$10M PRV.

**DEPARTMENT OF DEFENSE**  
**Base Structure Report - As of 30 Sep 2006**

SITE	BRAC 2005	COMPONENT	NAME NEAREST CITY	BUILDINGS						ACRES OWNED	TOTAL ACRES	PRV (\$M)	MIL	CIV	OTHER
				OWNED		LEASED		OTHER							
				COUNT	SQFT	COUNT	SQFT	COUNT	SQFT						
Ellsworth AFB		AF Active	Box Elder	1,014	7,562,941	3	15,419	0	0	5,416	6,259	2,029.0	3,297	421	0
Joe Foss Field	R	Air Natl Guard	Sioux Falls	35	388,247	0	0	0	0	0	217	114.0	963	231	0
* Sioux Falls - Armory Foss Fld		Army Guard	Sioux Falls	0	0	0	0	3	127,694	10	10	28.5	486	2	20
<b>** OTHER SITE(S) : 71</b>				14	71,412	11	173,413	0	0	2,519	9,930	85.9	2,312	133	23
<b>South Dakota Total:</b>				<b>1,063</b>	<b>8,022,600</b>	<b>214</b>	<b>609,511</b>	<b>4</b>	<b>129,829</b>	<b>7,945</b>	<b>16,466</b>	<b>2,299.0</b>	<b>7,058</b>	<b>787</b>	<b>43</b>
<b>Tennessee</b>															
Arnold Air Station		AF Active	Manchester	297	2,758,420	0	0	9	7,656	39,002	39,081	2,621.0	78	190	0
Fort Campbell	R	Army Active	Clarksville	754	6,145,453	0	0	777	2,183,616	68,604	68,604	1,838.1	0	14	0
Holston AAP	R	Army Active	Kingsport	437	2,396,186	0	0	2	18,300	6,118	6,118	664.0	1	19	741
Lyell AFRC/AMSA #153(G)		Army Reserve	Nashville	8	106,436	0	0	0	0	14	14	20.4	831	31	2
McGhee Tyson Airport	R	Air Natl Guard	Knoxville	76	747,050	0	0	0	0	0	345	188.5	1,150	257	0
Memphis IAP		Air Natl Guard	Memphis	32	384,675	0	0	0	0	0	221	113.9	1,180	359	0
Milan AAP	R	Army Active	Milan	1,456	3,730,481	0	0	0	0	22,357	22,357	1,117.1	1	20	552
Nashville IAP	R	Air Natl Guard	Nashville	36	430,160	0	0	0	0	2	90	108.7	1,204	229	0
NAVSUPPACT Midsouth Memph	R	Navy Active	Millington	572	3,593,276	1	2,372	29	41,334	1,479	1,875	730.8	4,915	1,422	12
NSA Millington USARC		Army Reserve	Millington	0	0	0	0	9	133,991	0	20	24.9	1,007	14	3
NSWC Carderock Div		Navy Active	Memphis	5	462,918	0	0	0	0	61	147	78.7	272	0	0
Volunteer AAP	R	Army Active	Tyner	3	55,191	0	0	0	0	249	249	27.0	0	0	332
* VTS Milan		Army Guard	Milan	76	229,426	0	0	0	0	2,568	2,568	50.9	204	0	39
* VTS Smyrna		Army Guard	Smyrna	53	519,634	0	0	0	0	830	830	140.1	1,136	185	145
* VTS Tullahoma		Army Guard	Tullahoma	57	72,899	0	0	0	0	6,700	6,700	35.5	45	3	30
<b>** OTHER SITE(S) : 22</b>				117	4,292,734	2	37,935	1	18,671	518	887	543.1	3,173	109	3
<b>Tennessee Total:</b>				<b>3,979</b>	<b>25,924,939</b>	<b>3</b>	<b>40,307</b>	<b>827</b>	<b>2,403,568</b>	<b>148,502</b>	<b>150,106</b>	<b>8,302.5</b>	<b>15,197</b>	<b>2,852</b>	<b>1,859</b>
<b>Texas</b>															
Air Force Plant 4		AF Active	Fort Worth	73	5,559,962	0	0	0	0	636	727	1,170.7	10	7	0
ALF Cabaniss		Navy Active	Corpus Christi	3	3,748	0	0	0	0	931	953	58.4	0	0	0
ALF Orange		Navy Active	Orange Grove	10	14,967	0	0	0	0	1,596	1,596	86.7	0	0	0
ALF Waldron		Navy Active	Corpus Christi	2	4,000	0	0	0	0	901	903	66.6	0	0	0
Austin Memorial AFRC		Army Reserve	Camp Mabry	3	72,525	0	0	0	0	11	13	14.1	357	16	0
* Bergstrom - (Abia)		Army Guard	Austin	0	0	7	170,221	0	0	0	70	52.5	566	62	0
Brooks	C	AF Active	San Antonio	0	0	133	1,750,298	3	29,253	0	280	380.8	987	1,154	0
Camp Bullis	R	Army Active	Leon Springs	254	384,837	0	0	9	105,426	27,993	27,993	132.1	769	3	50
Camp Bullis Training Annex		AF Active	San Antonio	11	111,113	2	4,604	0	0	47	47	26.5	48	0	0
Camp Stanley Stor Actv		Army Active	San Antonio	183	676,709	0	0	0	0	4,000	4,000	153.5	0	0	0

\* Sites having assets that are Federally funded (e.g., owned, lease, licence, permit) and State-owned interests

\*\* US Locations that do not meet criteria of at least ten (10) Acres AND at least \$10M PRV. US Territories and Non-US Locations that do not meet criteria of at least ten (10) Acres OR at least \$10M PRV.

**DEPARTMENT OF DEFENSE**  
**Base Structure Report - As of 30 Sep 2006**

SITE	BRAC 2005	COMPONENT	NAME NEAREST CITY	BUILDINGS						ACRES OWNED	TOTAL ACRES	PRV (\$M)	MIL	CIV	OTHER
				OWNED		LEASED		OTHER							
				COUNT	SQFT	COUNT	SQFT	COUNT	SQFT						
* Camp Swift		Army Guard	Austin	78	208,742	0	0	0	0	11,715	11,715	57.2	95	6	57
Carswell AFB		AF Active	Fort Worth	21	38,619	0	0	3	3,632	1,949	2,299	12.4	986	176	0
Carswell Ammunition Storage Annex		AF Active	Fort Worth	22	40,880	0	0	0	0	247	250	11.8	0	0	0
Conroe USARC/ASF 62		Army Reserve	Conroe	8	111,688	0	0	0	0	0	44	40.2	449	72	0
Corpus Christi #2 AFRC		Army Reserve	Corpus Christi	2	47,500	0	0	2	24,135	0	142	13.7	68	17	0
Dallas		Navy Active	Dallas	82	4,495,310	0	0	0	0	315	315	930.4	0	0	0
Dallas TX NAS CSO		Navy Active	Dallas	78	573,571	3	10,836	0	0	55	732	284.1	97	0	0
Dixie Target Range		Navy Active	Tilden	10	21,499	0	0	0	0	6,761	7,825	23.6	0	0	0
Dyess AFB	R	AF Active	Abilene	1,036	5,095,086	0	0	0	0	5,304	6,342	1,492.4	5,368	372	0
Eldorado AFS		AF Active	El Dorado	6	114,357	0	0	0	0	119	129	26.7	0	0	0
Ellington Field	R	Air Natl Guard	Genoa	55	532,683	0	0	1	1,023	213	213	121.1	993	235	0
* Ellington Field	C	Army Guard	Houston	2	7,510	6	83,149	0	0	0	15	22.5	489	77	66
Fort Bliss	R	Army Active	El Paso	1,378	11,719,785	301	556,613	2,202	4,658,579	122,127	122,129	4,573.6	15,924	2,367	5,795
Fort Hood	R	Army Active	Killeen	2,170	20,177,112	321	1,088,407	3,065	10,250,196	209,487	220,061	6,466.4	50,999	3,641	11,057
Fort Sam Houston	R	Army Active	Texarkana	359	9,068,878	5	280,701	996	2,596,714	2,935	2,935	2,381.6	13,851	4,739	5,299
* Fort Wolters		Army Guard	Mineral Wells	52	105,768	0	0	0	0	3,990	3,990	37.9	135	7	240
* Fort Worth - Shoreview		Army Guard	Fort Worth	0	0	13	72,594	0	0	0	0	11.2	279	10	0
Goodfellow 801 Leased Housing Annex		AF Active	San Angelo	0	0	90	276,810	0	0	0	40	24.4	0	0	0
Goodfellow AFB		AF Active	San Angelo	204	2,418,872	0	0	0	0	1,116	1,119	553.7	1,532	552	0
Grand Prairie Reserve Complex	R	Army Reserve	Grand Prairie	33	402,365	0	0	0	0	68	68	71.6	1,234	20	1
Hensley Field Air Guard Station		Air Natl Guard	Dallas	0	0	7	62,601	0	0	0	23	11.6	0	0	0
Hondo Municipal Airport		AF Active	Hondo	7	1,968	1	33,800	0	0	0	867	104.5	0	0	0
* Houston - Westheimer		Army Guard	Houston	3	80,915	0	0	0	0	29	29	14.7	439	8	0
Houston USARC #2	C	Army Reserve	Houston	5	71,781	0	0	0	0	12	12	13.5	684	29	0
Ingleside	C	Navy Active	Ingleside	83	846,952	1	10,640	0	0	913	915	238.1	2,271	140	0
Kelly Air Force Base		AF Active	San Antonio	215	8,362,905	123	2,451,368	0	0	1,608	1,614	1,939.0	41	39	0
Kelly Field Annex		AF Active	Ackerly	136	2,120,058	0	0	0	0	2,134	2,789	678.5	790	244	0
Lackland AFB	R	AF Active	San Antonio	782	10,284,527	0	0	0	0	2,712	2,719	2,215.0	11,799	4,327	0
Lackland Training Annex		AF Active	San Antonio	299	1,489,841	0	0	0	0	4,017	4,017	370.9	2	0	0
Laughlin AFB	R	AF Active	Del Rio	501	2,601,726	0	0	0	0	4,101	4,524	762.2	970	898	0
Laughlin AFB Aux 1		AF Active	Spofford	7	4,036	0	0	0	0	402	724	20.8	0	0	0
Lone Star AAP	C	Army Active	Texarkana	878	3,259,881	0	0	0	0	15,699	15,699	880.6	1	18	420
Longhorn AAP		Army Active	Amarillo	374	1,082,262	0	0	0	0	8,493	8,493	264.6	0	0	12
* Lubbock (ARNG)		Army Guard	Lubbock	0	0	5	139,986	0	0	0	25	23.3	229	9	4
McGregor		Navy Active	McGregor	202	843,356	0	0	0	0	4,331	4,366	287.6	0	0	0

\* Sites having assets that are Federally funded (e.g., owned, lease, licence, permit) and State-owned interees

\*\* US Locations that do not meet criteria of at least ten (10) Acres AND at least \$10M PRV. US Territories and Non-US Locations that do not meet criteria of at least ten (10) Acres OR at least \$10M PRV.

**DEPARTMENT OF DEFENSE**  
**Base Structure Report - As of 30 Sep 2006**

SITE	BRAC 2005	COMPONENT	NAME NEAREST CITY	BUILDINGS						ACRES OWNED	TOTAL ACRES	PRV (\$M)	MIL	CIV	OTHER
				OWNED		LEASED		OTHER							
				COUNT	SQFT	COUNT	SQFT	COUNT	SQFT						
NAS Corpus Christi	R	Navy Active	Corpus Christi	281	5,474,413	0	0	0	0	2,625	2,630	1,517.9	4,945	638	0
NAS JRB Ft Worth	R	Navy Reserve	Fort Worth	318	2,987,103	0	0	0	0	0	70	897.4	3,819	1	0
NAS Kingsville	R	Navy Active	Kingsville	125	1,154,985	0	0	0	0	3,989	3,989	810.3	0	0	0
NOSC Orange	C	Navy Reserve	Orange	10	56,153	0	0	0	0	14	14	11.1	82	0	0
NOSC-MCRC Harlingen		Navy Reserve	Harlingen	3	63,546	0	0	0	0	0	15	11.4	202	0	0
NOSC-MCRC Houston		Navy Reserve	Houston	8	99,369	0	0	0	0	10	10	18.3	1,253	0	0
NOSC-MCRC San Antonio		Navy Reserve	San Antonio	3	63,196	0	0	0	0	0	14	11.8	918	0	0
Randolph AFB	R	AF Active	Universal City	540	4,920,942	0	0	0	0	2,893	3,129	1,221.7	3,223	5,523	0
Rattlesnake Electronic Scoring Site		AF Active	Pecos	2	8,973	0	0	0	0	25	25	32.7	0	0	0
Red River Army Depot	R	Army Active	Texarkana	1,127	7,549,713	18	173,594	15	38,183	72,676	72,676	1,474.6	187	3,954	2,013
Reese AFB		AF Active	Lubbock	118	1,361,871	0	0	0	0	409	925	377.3	0	0	0
* Saginaw (ARNG)		Army Guard	Saginaw	23	292,215	0	0	0	0	143	143	51.0	0	0	148
Seagoville USARC		Army Reserve	Seagoville	9	128,840	0	0	0	0	206	206	33.1	1,006	48	0
Seguin Air Force Auxiliary Field		AF Active	Seguin	5	3,962	0	0	0	0	961	961	60.4	0	0	0
Sheppard AFB	R	AF Active	Wichita Falls	1,137	10,167,967	0	0	0	0	4,640	5,719	2,393.9	3,067	1,307	0
Snyder Electronic Scoring Site		AF Active	Snyder	2	8,973	0	0	0	0	0	10	33.0	0	0	0
* Temple (ARNG)		Army Guard	Temple	6	63,841	0	0	0	0	20	20	17.3	384	0	0
<b>** OTHER SITE(S) : 124</b>				<b>418</b>	<b>2,362,089</b>	<b>44</b>	<b>411,496</b>	<b>68</b>	<b>2,343,894</b>	<b>5,516</b>	<b>10,809</b>	<b>1,067.9</b>	<b>15,727</b>	<b>4,786</b>	<b>1,462</b>
<b>Texas Total:</b>				<b>13,762</b>	<b>129,826,446</b>	<b>1,080</b>	<b>7,577,718</b>	<b>6,364</b>	<b>20,051,035</b>	<b>541,094</b>	<b>565,124</b>	<b>37,164.5</b>	<b>147,275</b>	<b>35,502</b>	<b>26,624</b>

**Utah**

Deseret Chemical Depot	C	Army Active	Tooele	325	1,374,562	0	0	0	0	19,364	19,364	447.7	2	305	1,858
Det Magna Utah		Navy Active	Magna	133	482,451	0	0	0	0	522	522	161.2	0	0	0
Dugway Proving Ground		Army Active	Dugway	610	2,359,568	1	2,880	9	95,192	798,214	798,214	1,187.4	28	569	932
* E.J. Garn Aviation Complex		Army Guard	West Jordan	0	0	0	0	0	0	0	0	14.7	886	15	0
Fort Douglas AFRC Complex	R	Army Reserve	Salt Lake City	21	403,097	3	20,290	0	0	54	54	90.9	1,352	106	60
Green River Test Complex		Army Active	Green River	32	52,862	0	0	0	0	3,628	3,628	45.3	0	0	0
Hill AFB	R	AF Active	Clearfield	762	13,418,095	0	0	0	0	6,773	6,999	3,872.0	6,094	10,589	0
Kenichi (Ken) Uchida USARC		Army Reserve	Salt Lake City	4	55,448	0	0	0	0	10	10	12.1	185	1	0
Little Mountain Test Annex		AF Active	Ogden	18	120,055	0	0	0	0	731	740	53.3	1	0	0
Ogden Maintenance Center 269		Army Reserve	Ogden	4	132,173	0	0	0	0	12	12	26.8	177	1	15
Ogden Storage Facility 11-C		Army Reserve	Ogden	1	281,700	0	0	0	0	28	28	40.8	0	0	0
* Saint George/Fms 5B		Army Guard	St. George	9	55,898	0	0	0	0	70	70	11.7	277	0	0
Salt Lake City IAP		Air Natl Guard	Salt Lake City	50	453,344	0	0	0	0	0	135	130.4	1,397	280	0
Tooele Army Depot	R	Army Active	Tooele	1,087	2,746,528	25	672,749	1	4,617	23,374	23,914	1,700.2	25	499	152

\* Sites having assets that are Federally funded (e.g., owned, lease, licence, permit) and State-owned interes

\*\* US Locations that do not meet criteria of at least ten (10) Acres AND at least \$10M PRV. US Territories and Non-US Locations that do not meet criteria of at least ten (10) Acres OR at least \$10M PRV.



**DEPARTMENT OF DEFENSE**  
**Base Structure Report - As of 30 Sep 2006**

SITE	BRAC 2005	COMPONENT	NAME NEAREST CITY	BUILDINGS						ACRES OWNED	TOTAL ACRES	PRV (\$M)	MIL	CIV	OTHER
				OWNED		LEASED		OTHER							
				COUNT	SQFT	COUNT	SQFT	COUNT	SQFT						
Utah Test and Training Range South Ut		AF Active	Wendover	33	27,350	0	0	0	0	555,782	572,753	23.3	0	0	0
UTTR - North		AF Active	Grouse Creek	80	410,811	0	0	0	0	348,767	366,539	171.2	0	0	0
<b>** OTHER SITE(S) : 83</b>				65	208,669	4	24,053	8	60,953	18,715	20,402	78.1	3,639	73	547
<b>Utah Total:</b>				<b>3,234</b>	<b>22,582,611</b>	<b>33</b>	<b>719,972</b>	<b>18</b>	<b>160,762</b>	<b>1,776,044</b>	<b>1,813,385</b>	<b>8,067.2</b>	<b>14,063</b>	<b>12,438</b>	<b>3,564</b>
<b><u>Vermont</u></b>															
Burlington IAP	R	Air Natl Guard	South Burlington	39	398,391	0	0	0	0	0	230	125.5	980	217	0
* NG Ethan Allen AFB MTA		Army Guard	Colchester	37	217,844	0	0	3	616	667	667	52.6	496	102	6
* So Burlington (ARNG)		Army Guard	South Burlington	2	4,360	2	61,214	0	0	0	14	16.1	113	0	0
* TS Ethan Allen Range		Army Guard	Jericho	61	263,496	0	0	5	13,748	11,219	11,219	88.1	525	40	36
<b>** OTHER SITE(S) : 7</b>				9	77,938	2	19,120	3	83,542	18	26	37.4	549	4	0
<b>Vermont Total:</b>				<b>148</b>	<b>962,029</b>	<b>4</b>	<b>80,334</b>	<b>11</b>	<b>97,906</b>	<b>11,904</b>	<b>12,156</b>	<b>319.7</b>	<b>2,663</b>	<b>363</b>	<b>42</b>
<b><u>Virgin Islands</u></b>															
* 210Th Rti Hams Bluff		Army Guard	Frederiksted	0	0	0	0	0	0	0	22	0.0	16	0	0
* Sprat Hall Site		Army Guard	Frederiksted	1	30,400	0	0	0	0	0	12	7.1	62	0	0
<b>** OTHER SITE(S) : 5</b>				4	16,332	1	15,400	0	0	9	11	9.3	187	143	0
<b>Virgin Islands Total:</b>				<b>5</b>	<b>46,732</b>	<b>1</b>	<b>15,400</b>	<b>0</b>	<b>0</b>	<b>9</b>	<b>45</b>	<b>16.4</b>	<b>265</b>	<b>143</b>	<b>0</b>
<b><u>Virginia</u></b>															
* AASF Byrd Field		Army Guard	Richmond	9	94,120	0	0	0	0	92	92	37.5	396	79	0
ALF Fentress Chesapke		Navy Active	Virginia Beach	10	21,314	0	0	0	0	2,784	6,168	67.1	0	0	0
Arlington National Cemetery		Army Active	Arlington	31	185,704	0	0	1	96	625	625	66.0	0	0	102
Arlington Service Ctr		Navy Active	Arlington	16	284,673	0	0	0	0	18	31	54.8	2	63	0
* Army Guard Readiness Center	R	Army Guard	Fort Myer	3	263,710	0	0	0	0	15	15	62.0	105	316	1,454
Big Bethel Reservoir		Army Active	Hampton	12	35,293	0	0	2	444	494	494	78.9	0	0	0
Byrd Field	R	Air Natl Guard	Sandston	62	289,572	0	0	0	0	0	143	88.9	887	225	0
Camp Peary (Non-CNIC)		Navy Active	Williamsburg	33	126,039	1	250	0	0	9,274	9,276	17.6	0	0	0
Camp Pendleton ANG		Air Natl Guard	Virginia Beach	8	85,528	0	0	0	0	0	60	16.5	208	2	0
Camp Upshur		Marine Active	Quantico	64	198,771	0	0	0	0	10	10	34.8	0	0	0
Cheatham Annex		Navy Active	Williamsburg	179	3,049,840	0	0	0	0	2,351	3,146	408.2	1	0	0
Craney Island		Navy Active	Portsmouth	21	122,132	0	0	0	0	898	919	246.1	0	0	0
Dam Neck		Navy Active	Virginia Beach	154	2,926,356	0	0	0	0	1,842	1,844	635.8	84	0	0
Def Gen Supply Center	R	Army Active	Richmond	103	6,126,601	0	0	0	0	676	676	812.4	121	41	71
Fort A P Hill		Army Active	Bowling Green	487	1,144,308	0	0	0	0	75,794	75,905	571.9	345	250	286

\* Sites having assets that are Federally funded (e.g., owned, lease, licence, permit) and State-owned interests

\*\* US Locations that do not meet criteria of at least ten (10) Acres AND at least \$10M PRV. US Territories and Non-US Locations that do not meet criteria of at least ten (10) Acres OR at least \$10M PRV.

**DEPARTMENT OF DEFENSE**  
**Base Structure Report - As of 30 Sep 2006**

SITE	BRAC 2005	COMPONENT	NAME NEAREST CITY	BUILDINGS						ACRES OWNED	TOTAL ACRES	PRV (\$M)	MIL	CIV	OTHER
				OWNED		LEASED		OTHER							
				COUNT	SQFT	COUNT	SQFT	COUNT	SQFT						
Fort Belvoir	R	Army Active	Alexandria	515	7,570,186	0	0	960	4,090,739	8,662	8,662	2,702.0	4,718	4,997	12,449
Fort Eustis	R	Army Active	Newport News	416	5,532,067	0	0	273	1,436,232	8,248	8,248	1,521.2	7,993	2,366	2,697
Fort Lee	R	Army Active	Petersburg	1,098	7,629,454	0	0	5	10,310	5,805	5,907	1,444.5	9,723	1,658	2,868
Fort Monroe	C	Army Active	Monroe	271	2,015,200	0	0	6	210,453	570	570	422.3	855	1,664	1,050
Fort Myer	R	Army Active	Arlington	164	2,379,238	0	0	1	13,438	243	243	540.9	1,755	587	1,044
* Fort Pickett ARNG MTC		Army Guard	Nottoway	561	2,449,343	0	0	0	0	42,276	42,276	852.9	1,079	277	719
Fort Story	R	Army Active	Norfolk	203	1,000,303	1	1,470	59	234,152	1,451	1,451	329.5	1,359	29	234
Henderson Hall Arlington	R	Marine Active	Arlington	9	105,820	0	0	0	0	24	24	99.0	2,659	623	17
Lafayette Rvr Complex		Navy Active	Norfolk	12	238,403	0	0	0	0	20	20	47.0	0	0	0
Langley AFB	R	AF Active	Hampton	446	5,424,041	6	67,307	0	0	3,376	3,645	1,590.9	9,056	2,026	0
Langley Family Housing Annex		AF Active	Poquoson	461	1,945,178	0	0	0	0	284	288	240.3	0	0	0
Little Creek	R	Navy Active	Norfolk	881	5,736,657	2	6,745	25	146,623	2,143	2,282	1,309.3	11,081	1,905	0
Midway Manor		Navy Active	Virginia Beach	4	23,076	0	0	176	618,478	97	98	58.7	0	0	0
NAVMEDCEN Portsmouth	R	Navy Active	Portsmouth	35	2,192,333	0	0	0	0	111	111	632.1	1	0	0
NAVSTA Norfolk	R	Navy Active	Norfolk	903	17,994,156	0	0	3	1,200	3,585	3,589	4,170.5	62,983	12,813	15
NAVSUPPACT Norfolk	R	Navy Active	Norfolk	857	4,220,580	0	0	0	0	800	801	656.3	0	0	0
NAVSUPPACT Norfolk NSY	R	Navy Active	Portsmouth	164	5,930,885	0	0	42	59,036	581	585	1,825.6	4,585	9,990	0
Navy Annex (FOB2)		WHS	Arlington	3	711,137	0	0	0	0	38	38	256.3	0	0	0
Northwest Chesapeake	R	Navy Active	Chesapeake	178	739,530	0	0	0	0	2,805	3,798	195.0	0	25	0
NSA South Potomac		Navy Active	Dahlgren	318	2,841,292	0	0	322	476,821	2,677	2,677	849.6	0	0	0
NWS Yorktown	R	Navy Active	Yorktown	770	4,064,858	0	0	0	0	10,354	10,637	1,040.0	0	0	0
Oceana	R	Navy Active	Virginia Beach	400	4,477,860	0	0	7	4,190	776	1,375	1,381.7	9,380	1,118	0
Pumpkin Neck		Navy Active	King George	17	31,259	0	0	0	0	1,641	1,641	14.3	0	0	0
Quantico	R	Marine Active	Quantico	263	4,902,644	0	0	0	0	55,308	60,172	1,354.0	4,979	2,742	78
Radford AAP		Army Active	Radford	1,127	4,098,726	0	0	0	0	6,901	6,901	1,427.1	4	97	1,880
Rivanna Station	R	Army Active	Charlottesville	1	260,000	0	0	0	0	76	76	53.2	85	656	524
* Sandston Armory		Army Guard	Sandston	5	70,090	0	0	0	0	29	29	14.2	142	18	0
SDA Area		Navy Active	Norfolk	22	1,222,313	0	0	0	0	90	91	148.9	0	0	0
South Gate		Navy Active	Portsmouth	10	152,346	0	0	5	6,684	63	63	36.6	0	0	0
St Helena Norfolk		Navy Active	Norfolk	2	1,044	0	0	0	0	12	12	28.2	0	0	0
St Juliens Creek Annex		Navy Active	Portsmouth	116	904,475	0	0	6	4,896	490	499	192.9	0	0	0
Stanley Court/NNSY		Navy Active	Norfolk	81	163,366	0	0	0	0	16	16	17.5	0	0	0
Wadsworth Housing		Navy Active	Virginia Beach	92	893,210	0	0	0	0	75	75	91.6	0	0	0
Wallops Island		Navy Active	Wallops Island	86	352,690	0	0	0	0	0	88	93.1	0	0	0
Yorktown Fuel Depot		Navy Active	Yorktown	41	12,344	0	0	0	0	111	111	104.7	0	0	0

\* Sites having assets that are Federally funded (e.g., owned, lease, licence, permit) and State-owned interests

\*\* US Locations that do not meet criteria of at least ten (10) Acres AND at least \$10M PRV. US Territories and Non-US Locations that do not meet criteria of at least ten (10) Acres OR at least \$10M PRV.

**DEPARTMENT OF DEFENSE**  
**Base Structure Report - As of 30 Sep 2006**

SITE	BRAC 2005	COMPONENT	NAME NEAREST CITY	BUILDINGS						ACRES OWNED	TOTAL ACRES	PRV (\$M)	MIL	CIV	OTHER	
				OWNED		LEASED		OTHER								
				COUNT	SQFT	COUNT	SQFT	COUNT	SQFT							
<b>** OTHER SITE(S) : 99</b>				313	2,443,568	247	8,991,873	592	1,496,787	4,008	13,422	2,542.8	8,201	4,578	761	
<b>Virginia Total:</b>				<b>12,037</b>	<b>115,683,632</b>	<b>257</b>	<b>9,067,645</b>	<b>2,485</b>	<b>8,810,579</b>	<b>258,620</b>	<b>279,927</b>	<b>31,483.4</b>	<b>142,787</b>	<b>49,145</b>	<b>26,249</b>	
<b>Wake Islands</b>																
Wake Island Airfield		AF Active	Wake Island	130	471,954	0	0	0	0	2,600	2,600	580.1	5	0	0	
<b>Wake Islands Total:</b>				<b>130</b>	<b>471,954</b>	<b>0</b>	<b>0</b>	<b>0</b>	<b>0</b>	<b>2,600</b>	<b>2,600</b>	<b>580.1</b>	<b>5</b>	<b>0</b>	<b>0</b>	<b>0</b>
<b>Washington</b>																
AMSA 137 (Marine)		Army Reserve	Tacoma	1	66,597	0	0	0	0	0	11	22.6	564	28	2	
Bremerton RR		Navy Active	Bremerton							655	655	13.2	0	0	0	
Camp Bonneville		Army Active	Vancouver	52	59,024	0	0	0	0	3,020	3,840	21.9	0	0	0	
* Camp Murray		Army Guard	Camp Murry	25	147,397	0	0	0	0	3	49	40.7	1,468	352	311	
Camp Murray ANG Station		Air Natl Guard	Tacoma	24	191,749	0	0	0	0	0	43	41.8	14	0	0	
Fairchild AFB	R	AF Active	Airway Heights	1,218	5,946,817	0	0	1	2,888	4,393	5,823	1,925.7	3,689	678	0	
Fort Lawton USAR Complex	C	Army Reserve	Seattle	11	191,077	0	0	0	0	65	65	47.0	729	86	3	
Fort Lawton, Magnolia		Navy Active	Seattle	0	0	0	0	66	168,293	33	33	19.9	0	0	0	
Fort Lewis	R	Army Active	Tacoma	1,880	16,538,400	4	561	2,628	6,861,468	84,345	86,043	6,079.2	23,894	3,194	7,340	
Four Lakes Communications Station (ANG)		Air Natl Guard	Cheney	16	68,356	0	0	0	0	0	156	17.9	129	23	0	
Grant Training Annex		AF Active	Moses Lake	0	0	1	38,366	0	0	0	30	33.8	0	0	0	
Jackson Park Hsg		Navy Active	Bremerton	448	1,380,168	0	0	0	0	160	160	181.1	0	0	0	
Jim Creek Wa		Navy Active	Oso	59	133,789	0	0	6	8,974	3,839	4,901	118.3	0	0	0	
* Kent (ARNG)		Army Guard	Kent	8	86,035	0	0	0	0	15	15	18.0	647	7	2	
Keyport NUWC		Navy Active	Keyport	163	1,295,986	0	0	34	66,885	356	358	476.7	0	0	0	
Manchester WA		Navy Active	Bremerton	27	85,115	0	0	0	0	234	234	222.6	0	0	0	
Marysville WA		Navy Active	Marysville	13	281,567	0	0	0	0	52	82	73.1	0	0	0	
McChord AFB	R	AF Active	Tacoma	883	5,623,128	0	0	0	0	4,536	4,639	1,760.7	6,372	754	0	
Mukilteo Defense Fuel Support Point		AF Active	Mukilteo	12	24,404	0	0	0	0	21	21	44.4	0	0	0	
NAS Whidbey Island	R	Navy Active	Oak Harbor	230	3,057,354	0	0	203	474,298	4,358	4,362	1,458.4	8,083	308	0	
NAVAL BASE Kitsap (Bremerton)	R	Navy Active	Bremerton	85	2,520,884	1	16,170	61	188,557	117	120	1,088.7	3,432	27	0	
NAVBASE Kitsap	R	Navy Active	Bremerton	574	5,011,722	0	0	362	2,145,716	7,180	7,186	2,365.7	0	0	0	
NAVMAG Indian Island		Navy Active	Port Townsend	175	493,492	0	0	0	0	2,716	2,716	266.7	0	0	0	
NAVMECEN Bremerton		Navy Active	Bremerton	16	377,763	0	0	0	0	49	49	149.5	0	0	0	
NAVOSPTCEN Spokane		Navy Reserve	Spokane	10	67,504	0	0	0	0	23	23	15.6	380	0	0	
NAVSTA Everett		Navy Active	Everett	50	790,080	0	0	3	15,440	213	213	391.3	5,917	36	0	
OLF Coupeville		Navy Active	Coupeville	6	6,566	0	0	3	2,262	664	1,014	35.4	0	0	0	

\* Sites having assets that are Federally funded (e.g., owned, lease, licence, permit) and State-owned interes

\*\* US Locations that do not meet criteria of at least ten (10) Acres AND at least \$10M PRV. US Territories and Non-US Locations that do not meet criteria of at least ten (10) Acres OR at least \$10M PRV.

**DEPARTMENT OF DEFENSE**  
**Base Structure Report - As of 30 Sep 2006**

SITE	BRAC 2005	COMPONENT	NAME NEAREST CITY	BUILDINGS						ACRES OWNED	TOTAL ACRES	PRV (\$M)	MIL	CIV	OTHER
				OWNED		LEASED		OTHER							
				COUNT	SQFT	COUNT	SQFT	COUNT	SQFT						
Pacific Beach		Navy Active	Pacific Beach	45	196,280	0	0	0	0	51	53	42.3	0	0	0
Paine Field ANG Station		Air Natl Guard	Everett	10	47,708	0	0	0	0	15	15	11.8	136	8	0
Puget Sound WA NS CSO		Navy Active	Seattle	50	1,546,165	0	0	0	0	152	157	324.7	0	0	0
Sea Plane Base		Navy Active	Oak Harbor	95	577,734	0	0	823	2,092,899	2,784	2,785	535.9	0	0	0
Shipyards Puget Sound	R	Navy Active	Bremerton	107	3,753,128	0	0	0	0	570	570	1,857.1	29	52	0
Spokane Family Housing Annex		AF Active	Spokane	131	305,972	0	0	1	1,625	80	89	42.4	0	0	0
Spokane International Apt ANG		Air Natl Guard	Spokane	13	101,495	0	0	0	0	0	35	22.9	139	19	0
SSG Joe R. Hooper USARC		Army Reserve	Bothell	7	101,749	0	0	0	0	42	42	25.5	254	8	0
Vancouver Barracks	C	Army Reserve	Vancouver	49	381,760	0	0	0	0	52	53	81.1	906	36	0
White Bluff Site No. 1		AF Active	Airway Heights	12	73,043	0	0	0	0	52	52	28.5	0	0	0
Yakima Training Center	R	Army Active	Yakima	212	798,857	0	0	0	0	323,249	323,426	641.5	763	23	183
<b>** OTHER SITE(S) : 71</b>				125	461,502	5	56,711	40	103,686	2,214	699,730	209.1	10,986	14,293	3
<b>Washington Total:</b>				<b>6,842</b>	<b>52,790,367</b>	<b>11</b>	<b>111,808</b>	<b>4,231</b>	<b>12,132,991</b>	<b>446,308</b>	<b>1,149,847</b>	<b>20,753.0</b>	<b>68,531</b>	<b>19,932</b>	<b>7,844</b>
<b>West Virginia</b>															
Allegany Ballistics Lab		Navy Active	Keyser	164	1,181,835	0	0	0	0	1,639	1,785	399.2	0	0	0
Big Bend USARC / OMS		Army Reserve	Bigbend	2	19,244	0	0	0	0	13	13	21.0	37	1	0
* Camp Dawson AFRC		Army Guard	Kingwood	2	53,083	0	0	0	0	10	10	11.0	0	0	0
Charleston AFRC / AMSA #107		Army Reserve	South Charleston	2	71,150	0	0	0	0	12	12	14.7	379	30	0
* Eleanor (ARNG)		Army Guard	Eleanor	1	172,800	0	0	1	114,000	47	47	37.5	365	43	4
Ewra-Shepherdfld		Air Natl Guard	Martinsburg	31	358,935	0	0	0	0	0	342	107.8	1,166	416	0
NIOC Sugar Grove		Navy Active	Sugar Grove	105	389,405	0	0	0	0	604	647	153.7	11	0	0
Yeager Aprt	R	Air Natl Guard	Charleston	30	321,802	0	0	0	0	34	269	88.1	931	175	0
<b>** OTHER SITE(S) : 38</b>				74	685,719	8	16,811	0	0	669	16,868	171.0	3,426	98	751
<b>West Virginia Total:</b>				<b>411</b>	<b>3,253,973</b>	<b>8</b>	<b>16,811</b>	<b>1</b>	<b>114,000</b>	<b>3,028</b>	<b>19,993</b>	<b>1,004.0</b>	<b>6,315</b>	<b>763</b>	<b>755</b>
<b>Wisconsin</b>															
Badger AAP		Army Active	Baraboo	1,312	3,839,460	0	0	0	0	7,378	7,384	1,245.3	0	0	54
Denis J. Murphy USARC/AMSA/OMS		Army Reserve	Green Bay	2	58,023	0	0	0	0	15	15	13.7	146	16	0
Fort McCoy	R	Army Reserve	Sparta	1,279	5,926,447	82	163,672	2	76,730	59,750	128,260	1,752.5	1,367	1,147	1,628
Gen B Mitchell	C	AF Reserve	Milwaukee	76	422,072	0	0	0	0	102	103	139.0	1,219	152	0
Gen Mitchell IAP	R	Air Natl Guard	Bay View	23	288,966	0	0	0	0	0	80	100.3	817	207	0
NRTF Clam Lake		Navy Active	Ashland	7	30,403	0	0	0	0	0	127	17.1	0	0	0
Truax ANG Base	R	Air Natl Guard	Madison	45	724,786	0	0	0	0	35	149	207.2	994	216	0
Volk ANG Base		Air Natl Guard	Camp Douglas	138	578,289	0	0	0	0	0	2,402	256.5	245	26	0

\* Sites having assets that are Federally funded (e.g., owned, lease, licence, permit) and State-owned interes

\*\* US Locations that do not meet criteria of at least ten (10) Acres AND at least \$10M PRV. US Territories and Non-US Locations that do not meet criteria of at least ten (10) Acres OR at least \$10M PRV.

**DEPARTMENT OF DEFENSE**  
**Base Structure Report - As of 30 Sep 2006**

SITE	BRAC 2005	COMPONENT	NAME NEAREST CITY	BUILDINGS						ACRES OWNED	TOTAL ACRES	PRV (\$M)	MIL	CIV	OTHER
				OWNED		LEASED		OTHER							
				COUNT	SQFT	COUNT	SQFT	COUNT	SQFT						
W. Silver Spring Complex		Army Reserve	Milwaukee	24	322,414	0	0	0	0	127	127	74.6	1,315	39	18
<b>** OTHER SITE(S) : 39</b>				55	541,452	12	97,072	0	0	3,276	11,405	154.4	3,635	66	5
<b>Wisconsin Total:</b>				<b>2,961</b>	<b>12,732,312</b>	<b>94</b>	<b>260,744</b>	<b>2</b>	<b>76,730</b>	<b>70,682</b>	<b>150,051</b>	<b>3,960.6</b>	<b>9,738</b>	<b>1,869</b>	<b>1,705</b>
<b>Wyoming</b>															
Cheyenne MAP	R	Air Natl Guard	Cheyenne	30	357,489	0	0	0	0	0	719	105.2	1,056	198	0
F E Warren AFB		AF Active	Cheyenne	711	4,714,793	0	0	0	0	5,867	5,867	1,127.3	3,175	498	0
<b>** OTHER SITE(S) : 88</b>				87	138,988	1	30,000	0	0	9,137	24,473	490.6	396	20	3
<b>Wyoming Total:</b>				<b>828</b>	<b>5,211,270</b>	<b>1</b>	<b>30,000</b>	<b>0</b>	<b>0</b>	<b>15,004</b>	<b>31,059</b>	<b>1,723.2</b>	<b>4,627</b>	<b>716</b>	<b>3</b>
<b>US/US Territories Total:</b>				<b>228,409</b>	<b>1,747,683,801</b>	<b>4,788</b>	<b>38,895,896</b>	<b>53,757</b>	<b>191,969,823</b>	<b>21,945,137</b>	<b>31,700,692</b>	<b>585,849.1</b>	<b>1,899,074</b>	<b>490,012</b>	<b>294,340</b>

\* Sites having assets that are Federally funded (e.g., owned, lease, licence, permit) and State-owned interes

\*\* US Locations that do not meet criteria of at least ten (10) Acres AND at least \$10M PRV. US Territories and Non-US Locations that do not meet criteria of at least ten (10) Acres OR at least \$10M PRV.

**DEPARTMENT OF DEFENSE**  
**Base Structure Report - As of 30 Sep 2006**

SITE	BRAC 2005	COMPONENT	NAME NEAREST CITY	BUILDINGS						ACRES OWNED	TOTAL ACRES	PRV (\$M)	MIL	CIV	OTHER
				OWNED		LEASED		OTHER							
				COUNT	SQFT	COUNT	SQFT	COUNT	SQFT						
<b>Antigua</b>															
Antigua Air Station		AF Active	Barnes Hill	34	114,298	0	0	0	0	0	164	94.2	2	0	0
<b>Antigua Total:</b>				<b>34</b>	<b>114,298</b>	<b>0</b>	<b>0</b>	<b>0</b>	<b>0</b>	<b>0</b>	<b>164</b>	<b>94.2</b>	<b>2</b>	<b>0</b>	<b>0</b>
<b>Aruba</b>															
<b>** OTHER SITE(S) : 1</b>															
				1	2,071	1	3,200	0	0	0	0	1.6	3	0	0
<b>Aruba Total:</b>				<b>1</b>	<b>2,071</b>	<b>1</b>	<b>3,200</b>	<b>0</b>	<b>0</b>	<b>0</b>	<b>0</b>	<b>1.6</b>	<b>3</b>	<b>0</b>	<b>0</b>
<b>Australia</b>															
Harold E Holt		Navy Active	Northwest Cape	88	488,599	0	0	0	0	0	18,093	322.5	26	0	0
<b>** OTHER SITE(S) : 3</b>															
				43	35,673	0	0	0	0	0	6	8.9	0	0	0
<b>Australia Total:</b>				<b>131</b>	<b>524,272</b>	<b>0</b>	<b>0</b>	<b>0</b>	<b>0</b>	<b>0</b>	<b>18,099</b>	<b>331.4</b>	<b>26</b>	<b>0</b>	<b>0</b>
<b>Bahamas</b>															
AUTEC Main Base		Navy Active	Andros Island	127	597,528	0	0	0	0	0	539	324.7	0	0	0
AUTEC Salvador Point		Navy Active	Andros Island	9	11,629	0	0	0	0	0	0	11.4	0	0	0
<b>** OTHER SITE(S) : 4</b>															
				27	23,856	0	0	0	0	0	0	22.7	0	0	0
<b>Bahamas Total:</b>				<b>163</b>	<b>633,013</b>	<b>0</b>	<b>0</b>	<b>0</b>	<b>0</b>	<b>0</b>	<b>539</b>	<b>358.7</b>	<b>0</b>	<b>0</b>	<b>0</b>
<b>Bahrain</b>															
Aviation Unit Muharraq		Navy Active	Manama	13	24,610	3	87,858	0	0	0	0	36.0	0	0	0
Banz Wrhs Compound		Navy Active	Al Jufayr	0	0	15	978,293	0	0	0	13	106.3	0	0	0
Dependent School		Navy Active	Al Jufayr	0	0	4	3,150	18	292,805	0	25	66.5	0	0	0
Mina Sulman Pier Area		Navy Active	Al Jufayr	5	2,289	1	63,036	0	0	0	0	21.2	0	0	0
NAVSUPPACT Bahrain		Navy Active	Bahrain Is	169	1,114,706	2	2,264	0	0	0	66	269.1	2,333	70	106
<b>** OTHER SITE(S) : 3</b>															
				28	13,713	0	0	0	0	0	0	3.5	0	0	0
<b>Bahrain Total:</b>				<b>215</b>	<b>1,155,318</b>	<b>25</b>	<b>1,134,601</b>	<b>18</b>	<b>292,805</b>	<b>0</b>	<b>105</b>	<b>502.6</b>	<b>2,333</b>	<b>70</b>	<b>106</b>
<b>Belgium</b>															
Brussels		Army Active	Brussels	0	0	15	201,347	0	0	0	0	44.3	85	103	625
Chateau Gendebien		Army Active	Mons	1	354	1	4,453	4	21,842	0	20	4.9	28	0	4
Chievres Airbase		Army Active	Ath	43	232,553	0	0	48	366,366	0	1,012	271.1	53	15	344
Daumerie Caserne		Army Active	Ath	4	1,812	0	0	30	244,322	0	26	64.8	183	152	183
Florennes Air Base		AF Active	Florennes	9	154,045	0	0	1	8,000	0	0	39.6	7	0	0
Kleine Brogel Air Base		AF Active	Kleine-Brogel	10	22,045	0	0	5	18,511	0	1	11.6	133	0	1
Mons		Army Active	Mons	1	7,112	23	432,067	0	0	0	0	53.3	0	0	0

\* Sites having assets that are Federally funded (e.g., owned, lease, licence, permit) and State-owned interes

\*\* US Locations that do not meet criteria of at least ten (10) Acres AND at least \$10M PRV. US Territories and Non-US Locations that do not meet criteria of at least ten (10) Acres OR at least \$10M PRV.

**DEPARTMENT OF DEFENSE**  
**Base Structure Report - As of 30 Sep 2006**

SITE	BRAC 2005	COMPONENT	NAME NEAREST CITY	BUILDINGS						ACRES OWNED	TOTAL ACRES	PRV (\$M)	MIL	CIV	OTHER
				OWNED		LEASED		OTHER							
				COUNT	SQFT	COUNT	SQFT	COUNT	SQFT						
SHAPE Headquarters		Army Active	Mons	3	38,846	0	0	37	511,083			122.0	776	142	327
Sterrebeek Dependent School		Army Active	Sterrebeek	10	88,436	0	0	0	0	16	16	26.2	12	4	132
<b>** OTHER SITE(S) : 9</b>				8	5,428	7	15,522	6	9,757	0	8	8.3	90	0	2
<b>Belgium Total:</b>				<b>89</b>	<b>550,631</b>	<b>46</b>	<b>653,389</b>	<b>131</b>	<b>1,179,881</b>	<b>16</b>	<b>1,082</b>	<b>646.1</b>	<b>1,367</b>	<b>416</b>	<b>1,618</b>
<b><u>Br Indian Ocean Territories</u></b>															
NAVSUPPFAC Diego Garcia		Navy Active	Diego Garcia	615	2,549,691	0	0	0	0	0	7,000	2,541.2	311	0	11
<b>Br Indian Ocean Territories Total:</b>				<b>615</b>	<b>2,549,691</b>	<b>0</b>	<b>0</b>	<b>0</b>	<b>0</b>	<b>0</b>	<b>7,000</b>	<b>2,541.2</b>	<b>311</b>	<b>0</b>	<b>11</b>
<b><u>Canada</u></b>															
<b>** OTHER SITE(S) : 2</b>				0	0	1	144	0	0	0	1	0.0	0	0	0
<b>Canada Total:</b>				<b>0</b>	<b>0</b>	<b>1</b>	<b>144</b>	<b>0</b>	<b>0</b>	<b>0</b>	<b>1</b>	<b>0.0</b>	<b>0</b>	<b>0</b>	<b>0</b>
<b><u>Colombia</u></b>															
<b>** OTHER SITE(S) : 6</b>				45	37,790	0	0	0	0	0	13	20.1	7	1	0
<b>Colombia Total:</b>				<b>45</b>	<b>37,790</b>	<b>0</b>	<b>0</b>	<b>0</b>	<b>0</b>	<b>0</b>	<b>13</b>	<b>20.1</b>	<b>7</b>	<b>1</b>	<b>0</b>
<b><u>Cuba</u></b>															
Guantanamo Bay		Navy Active	Guantanamo Bay	1,405	5,641,841	0	0	0	0	0	28,817	2,037.5	1,457	137	133
<b>Cuba Total:</b>				<b>1,405</b>	<b>5,641,841</b>	<b>0</b>	<b>0</b>	<b>0</b>	<b>0</b>	<b>0</b>	<b>28,817</b>	<b>2,037.5</b>	<b>1,457</b>	<b>137</b>	<b>133</b>
<b><u>Denmark</u></b>															
Karup Air Base		AF Active	Karup	0	0	0	0	29	72,409			108.9	0	0	0
<b>** OTHER SITE(S) : 1</b>				0	0	4	7,425	0	0			0.7	0	0	0
<b>Denmark Total:</b>				<b>0</b>	<b>0</b>	<b>4</b>	<b>7,425</b>	<b>29</b>	<b>72,409</b>	<b>0</b>	<b>0</b>	<b>109.6</b>	<b>0</b>	<b>0</b>	<b>0</b>
<b><u>Ecuador</u></b>															
Manta Airfield		AF Active	Manta	29	218,484	0	0	0	0	0	102	181.9	13	0	0
<b>Ecuador Total:</b>				<b>29</b>	<b>218,484</b>	<b>0</b>	<b>0</b>	<b>0</b>	<b>0</b>	<b>0</b>	<b>102</b>	<b>181.9</b>	<b>13</b>	<b>0</b>	<b>0</b>
<b><u>Egypt</u></b>															
NAMRU 3 Cairo		Navy Active	Cairo	20	94,462	3	19,683	0	0	0	3	42.0	29	4	12
<b>** OTHER SITE(S) : 1</b>				0	0	14	28,703	0	0			7.4	0	0	0
<b>Egypt Total:</b>				<b>20</b>	<b>94,462</b>	<b>17</b>	<b>48,386</b>	<b>0</b>	<b>0</b>	<b>0</b>	<b>3</b>	<b>49.4</b>	<b>29</b>	<b>4</b>	<b>12</b>
<b><u>Germany</u></b>															
AG Pub and Tng Aids Ctr		Army Active	Frankfurt On Main	0	0	0	0	6	358,848	0	10	63.3	0	2	17

\* Sites having assets that are Federally funded (e.g., owned, lease, licence, permit) and State-owned interes

\*\* US Locations that do not meet criteria of at least ten (10) Acres AND at least \$10M PRV. US Territories and Non-US Locations that do not meet criteria of at least ten (10) Acres OR at least \$10M PRV.

**DEPARTMENT OF DEFENSE**  
**Base Structure Report - As of 30 Sep 2006**

SITE	BRAC 2005	COMPONENT	NAME NEAREST CITY	BUILDINGS						ACRES OWNED	TOTAL ACRES	PRV (\$M)	MIL	CIV	OTHER
				OWNED		LEASED		OTHER							
				COUNT	SQFT	COUNT	SQFT	COUNT	SQFT						
Alvin York VII Fam Hsg		Army Active	Bad Nauheim	23	666,163	0	0	0	0	0	23	99.5	0	0	19
Amberg Fam Hsg		Army Active	Amberg	1	268	0	0	9	263,238	0	8	32.4	0	0	0
Amelia Earhart Hotel		Army Active	Wiesbaden	1	155	0	0	1	216,207	0	6	54.0	9	299	159
American Arms Hotel		Army Active	Wiesbaden	0	0	0	0	4	292,126	0	5	74.1	12	2	396
Anderson Barracks		Army Active	Dexheim	35	163,889	0	0	20	230,760	0	105	146.5	904	2	107
Ansbach Leased		Army Active	Ansbach	0	0	90	422,847	0	0	0	7	49.0	0	0	0
Argonner Kaserne		Army Active	Hanau	7	140,886	0	0	27	659,157	0	51	150.1	36	228	268
Armstrong Barracks		Army Active	Buedingen	10	28,230	0	0	29	451,031	0	59	148.4	637	4	79
Armstrong Village Fam Hsg		Army Active	Buedingen	4	9,252	0	0	14	362,555	0	16	55.2	0	0	29
Artillery Kaserne		Army Active	Garmisch	25	5,218	0	0	35	506,672	0	37	128.0	50	31	612
Aschaffenburg Fam Hsg		Army Active	Aschaffenburg	0	0	0	0	18	429,039	0	38	55.4	1	0	0
Aschaffenburg Tng Areas 8		Army Active	Aschaffenburg	11	18,192	0	0	22	34,167	0	3,456	20.8	0	0	0
Askren Manor Fam Hsg		Army Active	Schweinfurt	16	30,065	0	0	59	1,473,853	0	73	246.4	0	0	169
Aukamm Hsg Area		Army Active	Wiesbaden	3	50,267	0	0	111	1,283,045	0	93	230.5	0	0	25
Babenhausen Family Housing		Army Active	Babenhausen	70	168,525	0	0	22	572,836	0	40	106.0	0	0	0
Babenhausen Kaserne		Army Active	Babenhausen	36	360,560	0	0	69	674,728	0	327	274.7	298	33	85
Bamberg		Army Active	Bamberg	0	0	172	674,347	0	0	0	26	77.8	0	0	0
Bamberg Airfield		Army Active	Bamberg	3	9,800	0	0	5	6,544	0	220	13.1	0	0	0
Bamberg Stor & Range Area		Army Active	Bamberg	20	14,211	0	0	35	142,769	0	171	49.1	68	0	0
Bann Communication Station No 2		AF Active	Landstuhl	5	17,999	0	0	1	615	0	51	9.4	3	5	1
Barton Barracks		Army Active	Ansbach	7	64,282	0	0	28	408,013	0	33	134.4	93	155	337
Baumholder		Army Active	Baumholder	0	0	90	490,077	0	0	0	0	57.4	22	0	0
Baumholder Airfield		Army Active	Baumholder	3	10,412	0	0	1	1,590	0	47	8.9	0	2	4
Baumholder Fam Hsg		Army Active	Baumholder	13	23,946	0	0	68	2,254,615	0	95	337.2	5	0	116
Baumholder Hospital		Army Active	Baumholder	3	26,735	0	0	12	187,344	0	13	63.0	55	18	55
Baumholder Qm Area		Army Active	Baumholder	16	36,924	0	0	28	359,303	0	60	77.9	0	0	21
Benjamin Franklin VII Fam Hsg		Army Active	Mannheim	37	190,204	0	0	184	4,388,163	0	217	716.1	69	101	686
Bensheim Maint and Supply Fac		Army Active	Bensheim	0	0	0	0	1	82,844	0	8	12.8	0	1	28
Binsfeld Family Housing Annex		AF Active	Binsfeld	0	0	77	182,015	0	0	0	11	20.6	0	0	0
Bitburg Family Housing Annex		AF Active	Bitburg	19	320,386	0	0	65	2,363,465	0	156	431.0	0	0	0
Bitburg Storage Annex No 2		AF Active	Bitburg	11	31,804	0	0	17	415,724	0	27	102.1	0	0	0
Bleidorn Fam Hsg		Army Active	Ansbach	7	35,817	0	0	27	699,464	0	34	117.2	0	5	2
Boeblingen Fam Hsg		Army Active	Stuttgart	4	14,077	0	0	22	515,887	1	22	87.0	0	0	42
Boeblingen Range		Army Active	Stuttgart	1	2,202	0	0	6	6,545	0	18	8.1	0	1	4
Boeblingen Tng Area		Army Active	Stuttgart	9	9,353	0	0	40	34,008	0	1,443	28.7	7	3	1
Breitenau Skeet Range		Army Active	Garmisch	0	0	0	0	1	4,439	0	50	0.8	0	0	0

\* Sites having assets that are Federally funded (e.g., owned, lease, licence, permit) and State-owned interests

\*\* US Locations that do not meet criteria of at least ten (10) Acres AND at least \$10M PRV. US Territories and Non-US Locations that do not meet criteria of at least ten (10) Acres OR at least \$10M PRV.



**DEPARTMENT OF DEFENSE**  
**Base Structure Report - As of 30 Sep 2006**

SITE	BRAC 2005	NAME NEAREST CITY	BUILDINGS						ACRES OWNED	TOTAL ACRES	PRV (\$M)	MIL	CIV	OTHER
			OWNED		LEASED		OTHER							
			COUNT	SQFT	COUNT	SQFT	COUNT	SQFT						
Breitenwald Tng Area	Army Active	Landstuhl	6	6,634	0	0	2	1,045	0	127	2.8	0	3	0
Bremerhaven	Army Active	Bremerhaven	7	51,785	0	0	0	0			11.7	7	3	34
Buechel Air Base	AF Active	Buechel	3	5,199	0	0	7	38,502			16.0	137	0	1
Buedingen Ammo Area	Army Active	Buedingen	10	26,847	0	0	0	0	0	10	30.0	0	0	0
Buedingen Army Heliport	Army Active	Buedingen	6	17,789	0	0	0	0	0	29	21.7	0	0	0
Butzbach Tng Area & Range	Army Active	Butzbach	5	3,535	0	0	0	0	0	160	9.1	0	0	1
Cambrai Fritsch Kaserne	Army Active	Darmstadt	17	23,262	0	0	43	966,638	0	66	260.1	707	143	274
Camp Oppenheim Tng Area	Army Active	Oppenheim							0	132	0.3	0	0	0
Campbell Barracks	Army Active	Heidelberg	20	55,694	0	0	29	878,643	0	42	281.7	1,205	487	453
Campo Pond Tng Area	Army Active	Hanau	18	20,194	0	0	1	153	0	249	11.8	0	4	3
Cardwell Village Fam Hsg	Army Active	Hanau	0	0	0	0	15	267,994	0	10	45.3	0	0	0
Coleman Barracks	Army Active	Mannheim	73	344,607	0	0	146	1,665,763	0	554	652.1	1,301	131	543
Coleman Village Fam Hsg	Army Active	Gelnhausen	7	77,276	0	0	22	828,063	0	31	139.3	0	0	22
Conn Barracks	Army Active	Schweinfurt	183	720,125	1	12,804	47	1,307,086	0	502	582.4	2,480	20	226
Crestview Hsg Area	Army Active	Wiesbaden	0	0	0	0	64	1,106,432	0	33	148.5	0	0	0
Daenner Kaserne	Army Active	Kaiserlautern	21	34,549	0	0	16	373,795	0	24	98.7	185	130	427
Daley Village Fam Hsg	Army Active	Bad Kissingen	1	7,402	0	0	17	429,609	0	23	62.7	0	0	0
Darmstadt Training Center	Army Active	Darmstadt	15	58,355	0	0	5	43,897	0	125	35.1	430	81	129
Dautphe Boy Scout Camp	Army Active	Dautphe	18	4,339	0	0	12	12,933	0	182	8.9	0	0	0
Dexheim Fam Hsg	Army Active	Dexheim	41	197,054	0	0	14	266,085	0	32	81.3	0	0	0
Dexheim Missile Fac	Army Active	Dexheim	20	17,252	0	0	26	228,873	0	40	88.0	0	0	0
East Camp Grafenwoehr	Army Active	Hof	407	838,265	0	0	622	3,666,779	0	2,698	1,303.7	1,806	270	1,034
Echterdingen Airfield	Army Active	Stuttgart	11	24,734	0	0	16	161,505	0	54	70.8	50	15	66
Edingen Radio Receiver Fac	Army Active	Heidelberg	1	155	0	0	1	3,101	0	45	1.8	2	0	0
Egelsbach Transmitter Fac	Army Active	Langen	1	2,299	0	0	5	6,762	0	76	4.4	0	0	0
Einsiedlerhof Maintenance Anx	AF Active	Einsiedlerhof	2	9,773	0	0	4	105,302	0	14	31.3	0	0	0
Einsiedlerhof Storage Annex	AF Active	Einsiedlerhof	9	95,930	0	0	15	284,108	0	28	76.7	59	24	0
Einsiedlerkoepfe Training Anx	AF Active	Kaiserlautern	3	4,392	0	0	1	9,630	0	311	7.4	0	0	0
Ernst Ludwig Kaserne	Army Active	Darmstadt	1	2,870	0	0	2	30,287	0	13	12.1	0	1	0
Finthen Airfield	Army Active	Mainz	18	11,662	0	0	1	855	0	108	8.5	0	0	0
Fintherlandstr Fam Hsg	Army Active	Mainz	0	0	0	0	18	190,855	0	9	25.7	0	0	0
Fliegerhorst Airfield Kaserne	Army Active	Hanau	50	269,215	0	0	94	1,794,852	0	623	610.6	352	16	26
Flynn Fam Hsg & Tng Areas	Army Active	Bamberg	95	249,098	0	0	61	1,392,397	0	2,619	292.3	0	0	108
Freihoelser Tng Area	Army Active	Amberg	10	11,245	0	0	0	0	0	339	12.4	0	0	0
Friedberg Tng & Stor Area	Army Active	Friedberg	14	23,736	0	0	0	0	0	9,293	28.3	22	0	0
Friedrichsfeld QM Service Ctr	Army Active	Mannheim	12	5,140	0	0	6	228,300	0	39	57.6	1	26	144

\* Sites having assets that are Federally funded (e.g., owned, lease, licence, permit) and State-owned interes

\*\* US Locations that do not meet criteria of at least ten (10) Acres AND at least \$10M PRV. US Territories and Non-US Locations that do not meet criteria of at least ten (10) Acres OR at least \$10M PRV.

**DEPARTMENT OF DEFENSE**  
**Base Structure Report - As of 30 Sep 2006**

SITE	BRAC 2005	COMPONENT	NAME NEAREST CITY	BUILDINGS						ACRES OWNED	TOTAL ACRES	PRV (\$M)	MIL	CIV	OTHER
				OWNED		LEASED		OTHER							
				COUNT	SQFT	COUNT	SQFT	COUNT	SQFT						
Friedrichsfeld Stor Area		Army Active	Mannheim	2	276	0	0	3	61,178	0	17	10.2	0	5	20
Funari Barracks		Army Active	Mannheim	9	35,377	0	0	18	322,274	0	27	91.3	170	243	249
Garmisch Fam Hsg		Army Active	Garmisch	5	2,448	0	0	20	342,798	0	83	64.9	0	0	106
Garmisch Golf Course		Army Active	Garmisch	8	8,141	0	0	1	3,321	0	72	8.1	0	0	0
Geilenkirchen Air Base		AF Active	Geilenkirchen	8	34,865	1	4,924	12	107,707			37.3	543	26	11
General Abrams Hotel and Disp		Army Active	Garmisch	0	0	0	0	11	217,831	0	11	56.1	0	0	0
General Patton Hotel		Army Active	Garmisch	0	0	0	0	1	67,190	0	2	17.1	0	0	0
George C Marshall Vil Fam Hsg		Army Active	Giessen	5	1,751	0	0	32	785,762	0	42	115.8	0	0	0
Germersheim Army Depot		Army Active	Germersheim	123	1,435,582	0	0	22	464,016	0	454	474.6	10	2	600
Giebelstadt Army Airfield		Army Active	Geibelstadt	47	459,664	0	0	44	506,195	0	635	328.4	192	14	96
Giessen		Army Active	Giessen	0	0	2	96,339	0	0			24.5	0	0	0
Giessen Community Facilities		Army Active	Giessen	9	71,154	0	0	1	3,756	0	18	21.1	0	0	60
Giessen General Depot		Army Active	Giessen	93	779,333	0	0	111	2,404,544	0	541	693.6	1,311	220	926
Grafenwoehr		Army Active	Grafenwoehr	0	0	452	1,461,696	0	0	0	42	157.3	17	0	0
Grafenwoehr Tng Area		Army Active	Grafenwoehr	566	375,120	0	0	12	11,852	0	51,676	606.7	587	0	1
Griesheim Airfield		Army Active	Darmstadt	26	47,291	0	0	21	252,491	0	73	71.8	11	0	155
Grossauheim Kaserne		Army Active	Gross Auheim	11	119,095	0	0	35	814,781	0	45	230.2	122	1	155
Gruenstadt AAFES Fac		Army Active	Gruenstadt	9	50,006	0	0	13	422,993	0	18	124.0	0	0	351
Gruenstadt Comm Sta		Army Active	Gruenstadt	1	533	0	0	1	90	0	65	6.8	0	0	0
Hainerberg Hsg and Shop Ctr		Army Active	Wiesbaden	20	91,008	0	0	99	2,521,908	0	165	412.9	0	0	708
Hammonds Barracks		Army Active	Heidelberg	1	229	0	0	9	255,408	0	17	72.2	20	223	203
Harvey Barracks		Army Active	Kitzingen	69	616,174	0	0	87	1,006,691	0	592	484.0	190	183	454
Hausberg Ski Area		Army Active	Garmisch	2	8,461	0	0	0	0	17	30	1.0	0	0	0
Heidelberg		Army Active	Heidelberg	0	0	91	234,815	0	0			28.2	74	2	0
Heidelberg Army Heliport		Army Active	Heidelberg	11	17,082	0	0	8	49,551	0	45	44.6	21	1	57
Heidelberg Community Sup Ctr		Army Active	Heidelberg	22	57,592	0	0	13	364,974	0	27	98.4	25	52	618
Heidelberg Golf Course		Army Active	Heidelberg	12	17,727	0	0	0	0	0	125	18.9	0	0	33
Heidelberg Hospital		Army Active	Heidelberg	5	1,737	0	0	24	515,664	0	23	203.6	685	184	187
Hill 365 Radio Relay Fac		Army Active	Kaiserlautern	4	814	0	0	1	3,948	0	17	2.6	0	0	0
Hochspeyer Ammo Stor Anx		AF Active	Hochspeyer	30	56,384	0	0	5	14,443	0	88	35.9	0	0	0
Hohe Warte LTA		Army Active	Giessen	7	7,676	0	0	0	0	0	166	7.8	0	0	0
Hohenfels		Army Active	Hohenfels	0	0	577	1,363,991	0	0	0	1	150.0	7	1	0
Hohenfels Tng Area		Army Active	Hohenfels	648	1,486,939	1	151	365	1,792,454	0	40,024	1,158.5	1,294	208	1,163
Hommertshausen Girl Scout Camp		Army Active	Hommertshausen	22	10,478	0	0	0	0	0	84	4.4	0	0	0
Hoppstaedten Waterworks		Army Active	Baumholder	2	3,085	0	0	2	21,854	0	22	34.6	0	0	0
Husterhoeh Communication Site		AF Active	Pirmasens	2	1,200	0	0	5	16,617	0	185	6.5	0	0	0

\* Sites having assets that are Federally funded (e.g., owned, lease, licence, permit) and State-owned interes

\*\* US Locations that do not meet criteria of at least ten (10) Acres AND at least \$10M PRV. US Territories and Non-US Locations that do not meet criteria of at least ten (10) Acres OR at least \$10M PRV.

**DEPARTMENT OF DEFENSE**  
**Base Structure Report - As of 30 Sep 2006**

SITE	BRAC 2005	COMPONENT	NAME NEAREST CITY	BUILDINGS						ACRES OWNED	TOTAL ACRES	PRV (\$M)	MIL	CIV	OTHER
				OWNED		LEASED		OTHER							
				COUNT	SQFT	COUNT	SQFT	COUNT	SQFT						
Husterhoeh Kaserne		Army Active	Pirmasens	42	514,543	0	0	28	647,366	0	126	213.0	37	24	476
Hutier Kaserne		Army Active	Hanau	9	158,920	0	0	14	352,345	0	55	168.0	172	0	39
Idar Oberstein Fam Hsg		Army Active	Idar Oberstein	4	363	0	0	15	446,248	0	27	58.4	0	0	0
Illesheim Leased		Army Active	Illesheim	0	0	80	207,373	0	0	0	2	24.1	7	0	0
Jefferson Village Fam Hsg		Army Active	Darmstadt	6	582	0	0	12	354,331	0	23	70.5	47	17	55
John F Dulles Village Fam Hsg		Army Active	Giessen	3	4,073	0	0	15	419,853	0	22	63.9	0	0	0
Kaiserslautern		Army Active	Kaiserslautern	1	44,485	0	0	3	6,801	0	465	20.1	0	0	0
Kaiserslautern Army Depot		Army Active	Kaiserslautern	101	727,735	0	0	69	956,761	0	635	395.9	11	35	791
Kaiserslautern Equip Spt Ctr		Army Active	Kaiserslautern	23	37,112	0	0	21	233,175	0	51	57.4	11	20	132
Kaiserslautern Fam Hsg Anx No 3		AF Active	Kaiserslautern	0	0	0	0	28	230,421	0	12	33.1	0	0	0
Kaiserslautern Water System Anx		AF Active	Kaiserslautern	1	182	0	0	2	7,448	0	4	10.6	0	0	0
Kapaun Administration Anx		AF Active	Kaiserslautern	21	99,545	0	0	35	508,299	0	114	193.8	137	6	4
Kastel Hsg Area		Army Active	Wiesbaden	5	16,133	0	0	12	374,067	0	28	74.4	0	0	0
Katterbach Kaserne		Army Active	Ansbach	44	187,552	0	0	107	2,547,674	1	425	712.1	1,728	33	434
Kefurt & Craig Village Fam Hsg		Army Active	Stuttgart	0	0	0	0	41	1,047,887	0	38	151.1	0	0	17
Kelley Barracks-Gerge44E		Army Active	Darmstadt	28	257,047	0	0	16	387,192	0	119	177.9	800	5	26
Kelley Barracks-Gerge44F		Army Active	Stuttgart	44	96,768	0	0	29	708,885	6	72	201.7	32	220	406
Kilbourne Kaserne		Army Active	Heidelberg	8	10,576	0	0	17	86,715	0	13	32.0	154	103	11
Kitzingen		Army Active	Kitzingen	0	0	165	630,253	1	2,907	0	0	72.9	0	0	0
Kitzingen Family Housing		Army Active	Kitzingen	55	279,411	0	0	36	1,081,268	0	80	233.2	0	0	0
Kitzingen Tng Areas		Army Active	Kitzingen	1	4,951	0	0	25	40,909	0	2,827	19.2	0	0	0
Kleber Kaserne		Army Active	Kaiserslautern	47	279,514	0	0	32	816,440	0	77	294.7	640	172	736
Kornwestheim Golf Course		Army Active	Stuttgart	4	21,936	0	0	1	435	0	320	13.9	0	0	28
Lampertheim Tng Area		Army Active	Lampertheim	4	722	0	0	1	864	0	4,128	24.4	0	0	0
Landstuhl Family Housing Annex O3		AF Active	Landstuhl	11	44,606	0	0	28	955,810	0	52	167.4	0	0	0
Landstuhl Heliport		Army Active	Landstuhl	31	80,711	0	0	0	0	0	113	48.3	182	23	32
Landstuhl Hospital		Army Active	Landstuhl	71	224,188	0	0	70	1,187,000	0	165	517.3	824	321	552
Landstuhl Maintenance Site		AF Active	Ramstein	34	123,705	0	0	3	8,883	0	25	33.3	0	0	0
Landstuhl Maintenance Site No 2		AF Active	Spesbach	8	32,419	0	0	5	15,142	0	7	17.9	0	0	0
Langen Terrace Fam Hsg Area		Army Active	Langen	11	15,195	0	0	15	285,521	0	16	45.2	0	3	0
Langerkopf Rad Rel Site		AF Active	Leimen	5	38,394	0	0	4	8,614	0	7	17.0	0	0	0
Larson Barracks		Army Active	Kitzingen	69	627,015	0	0	48	926,659	0	654	455.1	234	0	65
Leased Housing Wuerzburg		Army Active	Wuerzburg	0	0	130	1,221,377	0	0	0	2	139.8	41	0	0
Leased Hsg Giebelstadt		Army Active	Geibelstadt	0	0	113	551,529	0	0	0	0	63.1	10	0	0
Ledward Barracks		Army Active	Schweinfurt	146	249,576	0	0	54	1,384,380	0	161	433.0	1,888	117	750

\* Sites having assets that are Federally funded (e.g., owned, lease, licence, permit) and State-owned interes

\*\* US Locations that do not meet criteria of at least ten (10) Acres AND at least \$10M PRV. US Territories and Non-US Locations that do not meet criteria of at least ten (10) Acres OR at least \$10M PRV.

**DEPARTMENT OF DEFENSE**  
**Base Structure Report - As of 30 Sep 2006**

SITE	BRAC 2005	NAME NEAREST CITY	BUILDINGS						ACRES OWNED	TOTAL ACRES	PRV (\$M)	MIL	CIV	OTHER
			OWNED		LEASED		OTHER							
			COUNT	SQFT	COUNT	SQFT	COUNT	SQFT						
Lincoln Village Fam Hsg	Army Active	Darmstadt	47	141,501	0	0	41	1,243,547	0	64	217.1	0	13	119
Mainz	Army Active	Mainz	0	0	1	1,967	2	11,270	0	169	1.8	2	0	4
Mainz-Kastel Station	Army Active	Wiesbaden	9	26,639	0	0	28	755,662	0	58	164.6	101	22	659
Mannheim Class III Point	Army Active	Mannheim	6	13,526	0	0	6	14,125	0	28	1,257.0	0	0	7
Mark Twain Village Fam Hsg	Army Active	Heidelberg	9	28,701	0	0	69	2,038,192	0	75	386.4	197	287	419
McArthur Place Fam Hsg	Army Active	Friedberg	1	2,294	0	0	14	190,881	0	10	30.2	0	0	0
McCully Barracks	Army Active	Mainz	21	251,198	0	0	38	360,518	0	74	182.9	488	5	20
Messel Small Arms Range	Army Active	Darmstadt	6	5,754	0	0	2	752	0	52	8.5	0	0	0
Miesau Ammo Depot	Army Active	Miesau	126	839,926	0	0	511	1,565,872	0	2,326	720.3	523	15	223
Moehringen Fam Hsg	Army Active	Stuttgart	0	0	0	0	31	390,307	0	32	50.9	0	0	1
Nathan Hale QM Area	Army Active	Darmstadt	18	58,407	0	0	27	392,421	0	39	96.2	174	32	352
Neubruecke	Army Active	Neubrucke	0	0	39	122,978	0	0	0	14.3	0	0	0	0
Neubruecke Hospital	Army Active	Baumholder	7	32,874	0	0	20	297,814	0	55	101.1	0	0	28
New Argonner Fam Hsg	Army Active	Hanau	12	243,467	0	0	44	633,587	0	85	171.3	68	35	102
Oberammergau NATO School	Army Active	Garmisch	3	1,827	0	0	4	43,010	0	12.2	15	5	387	
Oberdachstetten Tng Area	Army Active	Ansbach	19	19,539	0	0	49	137,455	0	799	66.5	0	0	0
Oberweis Annex	AF Active	Oberweis	12	9,913	0	0	35	128,304	0	108	49.1	0	0	0
Oftersheim Small Arms Range	Army Active	Heidelberg	5	3,707	0	0	3	9,551	0	35	7.9	0	2	4
Panzer Kaserne-Gerge642	Army Active	Kaiserlautern	1	334	0	0	10	303,644	0	19	86.2	382	155	175
Panzer Kaserne-Gerge643	Army Active	Stuttgart	24	93,830	0	0	39	1,074,148	2	90	308.8	682	24	247
Patch Barracks	Army Active	Stuttgart	51	329,455	0	0	41	1,202,953	1	110	415.8	581	292	1,648
Patrick Henry Village Fam Hsg	Army Active	Heidelberg	53	426,812	0	0	192	2,950,854	0	250	654.7	29	30	712
Patton Barracks	Army Active	Heidelberg	30	85,724	0	0	27	654,447	0	37	202.6	397	261	156
Pendleton Barracks	Army Active	Giessen	4	13,560	0	0	4	113,203	0	38	37.8	10	14	88
Pfeffelbach Waterworks	Army Active	Baumholder	1	78	0	0	2	16,896	0	57	29.1	0	0	0
Pioneer Kaserne	Army Active	Hanau	17	36,678	0	0	52	1,071,006	0	95	296.1	564	132	247
Pioneer Village Fam Hsg	Army Active	Hanau	3	78,781	0	0	48	1,451,483	0	61	245.6	0	0	14
Pond Barracks	Army Active	Amberg	4	37,568	0	0	0	0	0	22	13.6	0	0	0
Pruem Air Station	AF Active	Pruem	16	39,221	0	0	4	30,985	0	50	30.1	0	0	0
Pulaski Barracks	Army Active	Kaiserlautern	33	65,711	0	0	37	226,181	0	131	92.1	163	25	244
Ramstein Air Base	AF Active	Landstuhl	330	3,322,852	1	3,875	340	7,612,295	0	3,102	3,378.7	8,711	839	1,654
Ramstein Storage Annex	AF Active	Kaiserlautern	4	177,729	0	0	2	46,518	0	85	75.7	0	0	0
Ray Barracks	Army Active	Friedberg	103	715,208	0	0	64	863,458	0	188	437.9	2,355	45	124
Rheinblick Rec Annex	Army Active	Wiesbaden	1	35	0	0	2	14,052	0	172	11.0	0	0	39
Rhine Ordnance Barracks	Army Active	Kaiserlautern	105	437,900	0	0	988	2,053,667	0	3,037	836.5	665	14	191
Robinson Barracks	Army Active	Stuttgart	4	80,931	0	0	5	19,162	1	24	25.4	0	0	90

\* Sites having assets that are Federally funded (e.g., owned, lease, licence, permit) and State-owned interes

\*\* US Locations that do not meet criteria of at least ten (10) Acres AND at least \$10M PRV. US Territories and Non-US Locations that do not meet criteria of at least ten (10) Acres OR at least \$10M PRV.

**DEPARTMENT OF DEFENSE**  
**Base Structure Report - As of 30 Sep 2006**

SITE	BRAC 2005	COMPONENT	NAME NEAREST CITY	BUILDINGS						ACRES OWNED	TOTAL ACRES	PRV (\$M)	MIL	CIV	OTHER
				OWNED		LEASED		OTHER							
				COUNT	SQFT	COUNT	SQFT	COUNT	SQFT						
Robinson-Grenadier Fam Hsg		Army Active	Stuttgart	8	1,679	0	0	63	1,504,096	0	135	228.9	0	6	14
Roman Way Village Fam Hsg		Army Active	Butzbach	19	103,535	0	0	43	1,284,530	0	63	198.7	23	9	42
Rottershausen Ammo Stor Area		Army Active	Schweinfurt	5	9,520	0	0	25	47,775	0	186	10.2	0	0	0
Sambach AFN Fac		Army Active	Sambach	0	0	0	0	3	1,999	0	10	0.9	0	0	0
Schweinfurt		Army Active	Schweinfurt	0	0	130	1,195,310	0	0			135.4	23	0	0
Schweinfurt Tng Areas		Army Active	Schweinfurt	110	82,634	0	0	6	12,606	0	10,803	38.9	0	2	15
Schwetzingen Training Area		Army Active	Heidelberg	1	343	0	0	0	0	0	277	0.9	0	0	0
Sembach Admin Annex (Wing HQ)	R	AF Active	Wartenberg	34	553,896	0	0	79	1,937,874	0	279	565.9	534	79	10
Sheridan Barracks		Army Active	Garmisch	3	301,799	0	0	11	401,133	0	29	150.3	0	5	126
Shipton Kaserne		Army Active	Ansbach	33	36,226	0	0	39	317,012	0	386	111.2	0	2	8
Siegenburg Air Range		AF Active	Muehlausen	3	2,730	0	0	5	7,706	0	681	5.4	0	1	8
Smith Barracks		Army Active	Baumholder	178	642,766	0	0	203	3,130,266	0	1,018	1,139.2	4,197	301	1,094
South Camp Vilseck		Army Active	Vilseck	875	4,527,033	0	0	138	1,334,661	0	2,193	1,396.0	3,712	255	1,585
Spangdahlem		AF Active	Spangdahlem	187	1,381,674	0	0	219	2,549,911	0	1,619	1,760.8	4,350	204	461
Spangdahlem Waste Annex		AF Active	Spangdahlem	2	2,586	0	0	2	4,105	0	3	35.5	0	0	0
Speicher Family Housing Anx		AF Active	Speicher	0	0	102	234,681	0	0	0	12	27.0	0	0	0
Spinelli Barracks		Army Active	Mannheim	35	25,078	0	0	70	1,483,598	0	198	323.7	458	50	195
St Barbara Village Fam Hsg		Army Active	Darmstadt	21	6,868	1	1	21	82,351	0	11	16.2	0	0	0
Stem Kaserne		Army Active	Heidelberg	3	12,184	0	0	12	60,479	0	10	24.5	21	12	61
Steuben & Weicht Vil Fam Hsg		Army Active	Stuttgart	2	782	0	0	54	555,685	0	48	78.9	0	0	1
Storck Barracks		Army Active	Illesheim	33	60,228	0	0	97	1,874,999	0	441	564.6	1,322	25	211
Strassburg Kaserne		Army Active	Baumholder	9	8,194	0	0	28	484,158	0	39	126.9	514	1	76
Stuttgart Dependent School		Army Active	Stuttgart	1	301	0	0	4	167,796	0	11	42.9	0	0	33
Sullivan Barracks		Army Active	Mannheim	21	218,319	0	0	50	927,802	0	111	300.8	594	35	593
Sulzheim Tng Area		Army Active	Schweinfurt	1	182	0	0	1	190	0	145	9.4	0	0	0
Taylor Barracks		Army Active	Mannheim	63	195,073	0	0	26	661,602	0	113	240.2	838	92	412
Tiergarten Tng Area		Army Active	Hanau	3	417	0	0	0	0	0	246	1.2	0	0	0
Tompkins Barracks		Army Active	Heidelberg	28	67,272	0	0	31	602,864	0	88	209.6	557	127	91
Turley Barracks		Army Active	Mannheim	13	7,434	2	52,129	30	484,940	0	33	159.7	374	14	17
Vilseck		Army Active	Vilseck	0	0	134	671,352	0	0	0	31	76.7	24	0	0
Vogelweh Family Housing Annex		AF Active	Kaiserlautern	89	550,005	0	0	116	4,030,573	0	634	830.4	74	13	0
Wackernhm-Schwabenwaeldchen TA		Army Active	Mainz	2	1,599	0	0	7	3,886	0	23	3.4	0	0	0
Warner Barracks		Army Active	Bamberg	230	302,336	0	0	121	2,638,193	0	209	798.2	2,413	204	992
Warner Barracks Fam Hsg		Army Active	Bamberg	4	746	0	0	13	337,013	0	13	54.0	0	0	0
Weilimdorf Warehouse		Army Active	Stuttgart	0	0	0	0	2	61,588	0	4	11.1	0	0	4

\* Sites having assets that are Federally funded (e.g., owned, lease, licence, permit) and State-owned interes

\*\* US Locations that do not meet criteria of at least ten (10) Acres AND at least \$10M PRV. US Territories and Non-US Locations that do not meet criteria of at least ten (10) Acres OR at least \$10M PRV.

**DEPARTMENT OF DEFENSE**  
**Base Structure Report - As of 30 Sep 2006**

SITE	BRAC 2005	COMPONENT	NAME NEAREST CITY	BUILDINGS						ACRES OWNED	TOTAL ACRES	PRV (\$M)	MIL	CIV	OTHER
				OWNED		LEASED		OTHER							
				COUNT	SQFT	COUNT	SQFT	COUNT	SQFT						
Weisskirchen AFN Trans Fac		Army Active	Weisskirchen	0	0	0	0	6	13,519	0	18	13.9	0	0	0
Wetzel Fam Hsg		Army Active	Baumholder	7	31,098	0	0	35	1,230,185	0	131	187.6	0	0	64
Wetzel Kaserne		Army Active	Baumholder	17	104,274	0	0	9	100,106	0	215	89.6	0	1	111
Wiesbaden Army Airfield		Army Active	Wiesbaden	50	327,524	0	0	143	2,105,857	0	638	722.7	3,000	428	1,024
Wiesbaden Small Arms Range		Army Active	Wiesbaden	3	6,419	0	0	7	8,398	0	26	5.0	0	0	0
Wolfgang Kaserne		Army Active	Hanau	21	309,512	0	0	9	126,077	0	98	109.3	1	0	360
Wuerzburg Faulenberg Barracks		Army Active	Wuerzburg	12	18,324	0	0	29	551,698	0	25	126.0	58	125	209
Wuerzburg Hospital		Army Active	Wuerzburg	6	197,180	0	0	4	405,519	0	14	219.5	740	148	437
Wuerzburg Tng Areas		Army Active	Wuerzburg	3	3,172	0	0	1	387	0	20	2.2	0	0	0
Yorkhof Kaserne		Army Active	Hanau	0	0	0	0	9	128,926	0	5	34.9	32	136	137
<b>** OTHER SITE(S) : 62</b>				77	164,311	48	233,141	95	380,642	2	141	205.8	745	145	1,211
<b>Germany Total:</b>				<b>7,418</b>	<b>33,532,348</b>	<b>2,500</b>	<b>10,069,972</b>	<b>8,709</b>	<b>125,313,354</b>	<b>34</b>	<b>165,005</b>	<b>42,685.8</b>	<b>63,958</b>	<b>9,377</b>	<b>35,016</b>
<b>Greece</b>															
Marathi Pier Area		Navy Active	Soudha Bay	8	16,435	0	0	0	0			92.8	0	0	0
NATO Ordnance Area		Navy Active	Soudha Bay	0	0	0	0	15	68,700			22.3	0	0	0
Souda Bay		Navy Active	Soudha Bay	45	411,824	0	0	0	0	0	101	177.1	382	54	154
<b>** OTHER SITE(S) : 4</b>				14	62,931	1	2,454	10	31,029			21.3	4	0	0
<b>Greece Total:</b>				<b>67</b>	<b>491,190</b>	<b>1</b>	<b>2,454</b>	<b>25</b>	<b>99,729</b>	<b>0</b>	<b>101</b>	<b>313.6</b>	<b>386</b>	<b>54</b>	<b>154</b>
<b>Greenland</b>															
Thule Greenland		AF Active	Thule	242	2,496,203	0	0	0	0	0	233,034	2,436.8	138	2	0
<b>Greenland Total:</b>				<b>242</b>	<b>2,496,203</b>	<b>0</b>	<b>0</b>	<b>0</b>	<b>0</b>	<b>0</b>	<b>233,034</b>	<b>2,436.8</b>	<b>138</b>	<b>2</b>	<b>0</b>
<b>Hong Kong</b>															
<b>** OTHER SITE(S) : 1</b>				0	0	1	14,693	0	0			4.5	10	0	0
<b>Hong Kong Total:</b>				<b>0</b>	<b>0</b>	<b>1</b>	<b>14,693</b>	<b>0</b>	<b>0</b>	<b>0</b>	<b>0</b>	<b>4.5</b>	<b>10</b>	<b>0</b>	<b>0</b>
<b>Iceland</b>															
Grindavik		Navy Active	Grindavik	7	18,421	0	0	0	0			19.8	0	0	0
Grindavik Keflavic		Navy Active	Grindavik							0	1,049	0.0	0	0	0
H-2/Thorshofn		Navy Active	Keflavik	0	0	0	0	1	12,700			12.9	0	0	0
H-3/Hornafirdi		Navy Active	Reykjavik	4	4,087	0	0	1	10,503			15.8	0	0	0
H-4/Isafjordur		Navy Active	Keflavik	0	0	0	0	1	12,700			11.0	0	0	0
Helguvik		Navy Active	Reykjavik	0	0	0	0	8	10,313			115.2	0	0	0
Hvalfjordur		Navy Active	Reykjavik	4	8,744	0	0	6	12,328			59.8	0	0	0

\* Sites having assets that are Federally funded (e.g., owned, lease, licence, permit) and State-owned interes

\*\* US Locations that do not meet criteria of at least ten (10) Acres AND at least \$10M PRV. US Territories and Non-US Locations that do not meet criteria of at least ten (10) Acres OR at least \$10M PRV.

**DEPARTMENT OF DEFENSE**  
**Base Structure Report - As of 30 Sep 2006**

SITE	BRAC 2005	COMPONENT	NAME NEAREST CITY	BUILDINGS						ACRES OWNED	TOTAL ACRES	PRV (\$M)	MIL	CIV	OTHER
				OWNED		LEASED		OTHER							
				COUNT	SQFT	COUNT	SQFT	COUNT	SQFT						
Keflavik		Navy Active	Keflavik	328	4,367,173	1	4,435	16	187,342		2,456.0	81	19	378	
<b>** OTHER SITE(S) : 3</b>				3	3,179	0	0	1	10,503		9.9	0	0	0	
<b>Iceland Total:</b>				<b>346</b>	<b>4,401,604</b>	<b>1</b>	<b>4,435</b>	<b>34</b>	<b>256,389</b>	<b>0</b>	<b>1,049</b>	<b>2,700.5</b>	<b>81</b>	<b>19</b>	<b>378</b>
<b>Indonesia</b>															
NAVMEDRSCH Unit		Navy Active	Jakarta Java	0	0	0	0	4	55,141		11.1	19	0	0	
<b>** OTHER SITE(S) : 1</b>				3	3,861	0	0	0	0		1.2	0	0	0	
<b>Indonesia Total:</b>				<b>3</b>	<b>3,861</b>	<b>0</b>	<b>0</b>	<b>4</b>	<b>55,141</b>	<b>0</b>	<b>0</b>	<b>12.3</b>	<b>19</b>	<b>0</b>	<b>0</b>
<b>Italy</b>															
Augusta Bay		Navy Active	Catania	30	137,923	0	0	0	0		59.8	0	0	0	
Aviano Administration Annex Group HQ		AF Active	Aviano	3	4,630	0	0	5	40,931	0	8	14.8	0	0	
Aviano Air Base		AF Active	Roveredo In Piano	99	699,197	0	0	80	1,288,307	0	1,207	1,069.2	3,972	208	
Aviano Ammunition Storage Annex		AF Active	Aviano	3	6,415	0	0	34	95,418	0	47	39.1	0	0	
Aviano Bachelor Housing Annex No 2		AF Active	Aviano	6	217,020	0	0	9	82,750	0	13	89.0	0	0	
Aviano Bachelor Housing Annex Number 1		AF Active	Aviano	17	174,142	2	46,140	6	314,232	0	39	164.0	0	0	
Aviano Family Housing Annex No 5		AF Active	Aviano	0	0	159	331,660	0	0		41.5	0	0	0	
Aviano Maintenance Annex		AF Active	Aviano	6	4,785	0	0	8	110,820	0	8	28.3	0	0	
Aviano Storage Annex		AF Active	Roveredo In Piano	0	0	4	143,931	0	0	0	6	22.3	0	0	
Belpasso Hsg		Navy Active	Catania	1	11,646	148	958,040	0	0	0	104	121.4	0	0	
Camp Darby		Army Active	Camp Darby	143	646,864	0	0	0	0	0	159	270.3	122	77	
Camp Ederle		Army Active	Vicenza	252	1,364,095	12	101,481	37	405,229	0	147	666.2	2,857	366	
Capodichino		Navy Active	Naples	45	1,336,988	1	13,862	2	89,509	0	58	383.7	0	0	
Carney Park		Navy Active	Naples	20	21,119	4	11,258	0	0	0	53	22.9	0	0	
Coltano Troposcatter Site		Army Active	Coltano	8	44,046	0	0	0	0	0	289	17.6	0	17	
Dal Molin Airfield		Army Active	Vicenza	7	5,142	0	0	3	20,678			34.3	4	3	
Fontanafredda Family Housing Site		AF Active	Pordenone	0	0	55	294,220	0	0	0	1	34.5	0	0	
Gaeta		Navy Active	Gaeta	2	1,590	2	5,226	8	106,501	0	14	32.3	279	0	
Ghedi Radio Relay Site		AF Active	Ghedi	12	29,684	0	0	1	5,950	0	1	10.1	134	2	
Gli Ulivi 205 Units		Navy Active	Catania	0	0	7	272,860	0	0		33.7	0	0	0	
Lamaddalena		Navy Active	La Maddalena	5	4,364	11	87,566	0	0	0	21	18.9	354	49	
Livorno		Army Active	Livorno	0	0	58	212,049	0	0		25.7	11	11	9	
Livorno Supply and Maint Area		Army Active	Livorno	108	794,089	0	0	0	0	0	277	213.9	41	19	
Livorno Training Area		Army Active	Livorno	5	5,727	0	0	0	0	0	50	6.6	0	0	

\* Sites having assets that are Federally funded (e.g., owned, lease, licence, permit) and State-owned interes

\*\* US Locations that do not meet criteria of at least ten (10) Acres AND at least \$10M PRV. US Territories and Non-US Locations that do not meet criteria of at least ten (10) Acres OR at least \$10M PRV.

**DEPARTMENT OF DEFENSE**  
**Base Structure Report - As of 30 Sep 2006**

SITE	BRAC 2005	COMPONENT	NAME NEAREST CITY	BUILDINGS						ACRES OWNED	TOTAL ACRES	PRV (\$M)	MIL	CIV	OTHER
				OWNED		LEASED		OTHER							
				COUNT	SQFT	COUNT	SQFT	COUNT	SQFT						
Longare Comm Site		Army Active	Vicenza	5	7,071	0	0	28	86,169	0	52	38.1	58	1	15
Maniago Family Housing Site		AF Active	Maniago	0	0	19	168,008	0	0	0	1	19.7	0	0	0
Mineo Housing		Navy Active	Sigonella Sicily	0	0	113	770,057	0	0	0	62	103.4	0	0	0
MOMAG		Navy Active	Sigonella Sicily	0	0	0	0	26	89,928	0		31.3	0	0	0
Naples		Navy Active	Naples	2	200,349	0	0	0	0	0	6	71.0	2,031	421	736
NAS1 Support Area		Navy Active	Catania	35	1,017,725	0	0	0	0	0	10	275.0	0	0	0
NATO Airfield Area		Navy Active	Sigonella Sicily	124	1,758,986	2	931	5	27,673	0	235	1,097.6	0	0	0
NATO Magazine Area		Navy Active	Catania							0	40	0.6	0	0	0
NATO Ordnance Fac		Navy Active	Sigonella Sicily	30	183,953	1	67,790	0	0	0	172	70.5	0	0	0
Paradiso		Navy Active	La Maddalena	0	0	4	161,859	0	0	0	1,859	30.5	0	0	0
Paterno		Navy Active	Sigonella Sicily	0	0	18	292,394	0	0	0		35.0	0	0	0
Pisa Ammo Storage Area		Army Active	Pisa	222	514,141	0	0	0	0	0	2,093	194.6	2	4	28
Pordenone Family Housing Site		AF Active	Pordenone	0	0	12	141,646	0	0	0	1	16.6	0	0	0
Roveredo Storage Annex		AF Active	Roveredo	0	0	17	162,201	0	0	0	3	19.1	0	0	0
San Vito Dei Normanni Air Station		AF Active	Brindisi	2	3,980	0	0	0	0	0	25	3.1	0	0	0
Santo Stefano		Navy Active	La Maddalena	8	11,887	0	0	0	0	0	1,100	8.6	0	0	0
Sedrano Family Housing Site		AF Active	Cordenons	0	0	10	88,816	0	0	0	1	10.4	0	0	0
Sigonella		Navy Active	Sigonella Sicily	1	10,860	1	300	0	0	2	93	2.8	1,783	234	697
Support Site		Navy Active	Naples	1	6,947	150	2,411,645	0	0	0	228	377.1	0	0	0
Trinita		Navy Active	La Maddalena	1	2,190	48	362,171	0	0	0	437	46.0	0	0	0
Varloc Housing		Navy Active	Naples	0	0	13	480,230	0	0	0		53.1	0	0	0
Vicenza		Army Active	Vicenza	2	3,973	166	1,118,581	0	0	0	5	164.7	0	0	0
Vicenza Basic Load Stor Area		Army Active	Vicenza	16	29,742	0	0	0	0	0	34	14.1	1	3	0
Vicenza Fam Hsg		Army Active	Vicenza	313	567,029	0	0	1	2,793	0	82	95.6	0	0	46
Vigonovo Storage Annex		AF Active	Vigonovo	0	0	3	80,776	0	0	0	5	19.5	0	0	0
<b>** OTHER SITE(S) : 40</b>				59	103,223	44	283,084	11	41,651	0	42	94.3	4	0	0
<b>Italy Total:</b>				<b>1,593</b>	<b>9,931,522</b>	<b>1,084</b>	<b>9,068,782</b>	<b>264</b>	<b>2,808,539</b>	<b>2</b>	<b>9,088</b>	<b>6,312.6</b>	<b>11,653</b>	<b>1,393</b>	<b>4,190</b>
<b>Japan</b>															
Akasaka Press Center		Army Active	Tokyo	1	180	0	0	6	172,832	0	8	47.8	3	12	233
Akasaki Pol Dep-5032		Navy Active	Sasebo	44	90,124	0	0	43	188,113	0	190	280.3	0	0	0
Akizuki Ammunition Depot		Army Active	Akizuki	14	6,719	0	0	56	426,498	0	138	161.0	1	3	126
Asp 2-6022		Marine Active	Koza	5	8,000	0	0	0	0	0	635	8.6	0	0	0
AWASE		Navy Active	Kadena AB Okinawa	7	14,528	0	0	0	0	0	118	17.3	74	0	2
Azuma-3090		Navy Active	Yokosuka	43	52,004	0	0	33	114,484	0	201	383.3	0	0	0

\* Sites having assets that are Federally funded (e.g., owned, lease, licence, permit) and State-owned interes

\*\* US Locations that do not meet criteria of at least ten (10) Acres AND at least \$10M PRV. US Territories and Non-US Locations that do not meet criteria of at least ten (10) Acres OR at least \$10M PRV.



**DEPARTMENT OF DEFENSE**  
**Base Structure Report - As of 30 Sep 2006**

SITE	BRAC 2005	COMPONENT	NAME NEAREST CITY	BUILDINGS						ACRES OWNED	TOTAL ACRES	PRV (\$M)	MIL	CIV	OTHER
				OWNED		LEASED		OTHER							
				COUNT	SQFT	COUNT	SQFT	COUNT	SQFT						
Camp Courtney Family Housing Annex		AF Active	Gushikawa	0	0	0	0	80	1,127,609	65	65	152.3	0	0	0
Camp Courtney-6029		Marine Active	Tengan	85	309,696	0	0	129	1,775,175	0	331	485.9	3,015	1	0
Camp Foster-6044		Marine Active	Zukeran	1,466	3,566,454	0	0	267	4,599,723	0	1,586	1,847.6	41	11	35
Camp Fuji Japan-3127		Marine Active	Camp Fuji	40	70,237	0	0	45	542,257	0	291	217.6	52	106	0
Camp Gonsalves		Marine Active	Henoko Okinawa	22	17,881	0	0	2	27,516	0	19,356	16.5	0	0	0
Camp Hansen-6011		Marine Active	Onna Okinawa	138	598,896	0	0	129	2,776,018	0	12,647	1,027.2	846	3,131	1
Camp Kinser-6056		Marine Active	Makiminato Okinawa	163	3,430,435	0	0	116	3,354,575	0	676	1,378.7	5,095	0	0
Camp Kuwae Family Housing Annex		AF Active	Jagaru	0	0	0	0	158	577,533	70	70	83.8	0	0	0
Camp Lester-6043		Marine Active	Chatan Okinawa	163	645,875	0	0	75	528,894	0	169	322.9	0	0	0
Camp Mctureous Family Housing Annex		AF Active	Gushikawa	0	0	0	0	81	680,244	64	64	96.2	0	0	0
Camp Mctureous-6031		Marine Active	Tengan	7	89,207	0	0	91	737,452	0	94	199.1	0	0	0
Camp Schwab-6009		Marine Active	Henoko Okinawa	93	328,691	0	0	42	1,069,813	0	5,097	443.3	1,777	0	0
Camp Shields Family Housing Annex		AF Active	Camp Shields-Okinawa	0	0	0	0	95	489,820	0	91	99.9	0	0	0
Camp Shields-6032		Navy Active	Camp Shields-Okinawa	28	113,223	0	0	19	357,810	0	88	147.2	2,000	645	2,712
Camp Zama		Army Active	Sagamihara	177	567,403	0	0	233	2,430,006	0	578	1,015.8	586	558	2,352
Camp Zukeran Family Housing Anx		AF Active	Camp Zukeran	0	0	0	0	1,216	3,246,550	453	453	534.2	0	0	0
Chitose Administration Annex		AF Active	Chitose	14	63,941	0	0	0	0	0	1,067	29.9	0	0	0
COMFLEACT Okinawa		Navy Active	Okinawa Island	2	1,562	0	0	117	842,192	0	120	305.2	10	0	0
COMFLEACT Sasebo		Navy Active	Sasebo	56	122,787	0	0	175	1,861,532	0	7,726	697.5	3,150	3	147
Comfleact Yokosuka		Navy Active	Yokosuka	280	604,847	0	0	569	10,509,233	0	2,662	3,745.8	9,333	425	2,995
Draughon Training Range		AF Active	Misawa City	5	5,047	0	0	7	12,878	0	1,889	13.8	0	0	0
Drydock Area-5030		Navy Active	Sasebo	1	506	0	0	13	25,724			163.9	0	0	0
Fuji Maneuver Ja-3183		Marine Active	Camp Fuji							0	33,091	0.0	0	0	0
Gimbaru Trn Area-6017		Marine Active	Onna Okinawa	2	1,968	0	0	1	190	0	149	1.3	0	0	0
Hachinohe Pol Dep-2006		Navy Active	Hachinohe	10	5,855	0	0	15	11,073	0	46	52.7	0	0	0
Hario Hsg Area-5119		Navy Active	Sasebo	24	11,866	0	0	72	1,080,014	0	78	240.4	0	0	0
Hario Shima Ammo-5050		Navy Active	Sasebo	27	45,429	0	0	15	62,835	0	487	85.8	0	0	0
Henoko Ammo Area-6010		Marine Active	Henoko Okinawa	50	133,365	0	0	3	93,020	0	300	99.9	0	0	0
Hiro Ammunition Depot		Army Active	Kure City	4	5,552	0	0	8	108,255	0	88	38.5	0	0	31
Housing		Marine Active	Iwakuni	4	4,137	0	0	25	243,315	0	36	34.9	0	0	0
Idesuna Jima Air Range		AF Active	Nara							0	61	0.0	0	0	0
Ie Jima Aux Airfield		Marine Active	Henoko Okinawa	11	26,056	0	0	5	9,729	0	1,981	19.2	9	0	3

\* Sites having assets that are Federally funded (e.g., owned, lease, licence, permit) and State-owned interes

\*\* US Locations that do not meet criteria of at least ten (10) Acres AND at least \$10M PRV. US Territories and Non-US Locations that do not meet criteria of at least ten (10) Acres OR at least \$10M PRV.

**DEPARTMENT OF DEFENSE**  
**Base Structure Report - As of 30 Sep 2006**

SITE	BRAC 2005	COMPONENT	NAME NEAREST CITY	BUILDINGS						ACRES OWNED	TOTAL ACRES	PRV (\$M)	MIL	CIV	OTHER
				OWNED		LEASED		OTHER							
				COUNT	SQFT	COUNT	SQFT	COUNT	SQFT						
Ikego Hsg Area-3087		Navy Active	Ikego	43	49,320	0	0	142	2,465,618	0	708	531.8	0	0	0
Iorizaki POL Dep-5036		Navy Active	Sasebo	3	86	0	0	4	7,744	0	56	136.9	0	0	0
Itazuke Auxiliary Airfield		AF Active	Fukuoka	0	0	0	0	1	100,456	0	6	42.5	0	0	0
Iwakuni		Marine Active	Iwakuni	222	887,592	0	0	186	3,443,223	0	1,512	1,552.6	1,233	1,513	816
Iwakuni Rest Sea Area		Marine Active	Iwakuni							0	5,156	0.0	0	0	0
Iwo Jima-3181		Navy Active	Iwo Jima	0	0	0	0	46	331,070	0	243	297.0	0	0	0
Kachin Hanto Area A		Army Active	Gushikawa	14	7,914	0	0	5	7,162	0	32	41.3	0	0	0
Kadena Air Base		AF Active	Koza	1,452	5,303,387	0	0	710	7,261,942	0	4,915	4,385.6	7,259	553	1,950
Kadena Ammo Storage Annex		AF Active	Kadena Village	361	1,782,199	0	0	84	586,749	0	6,078	839.1	0	0	0
Kami Seya-3096		Navy Active	Kami Seya	102	325,751	0	0	13	137,004	0	587	160.1	0	0	0
Kawakami Ammunition Depot		Army Active	Hiroshima	67	127,837	0	0	51	230,116	0	644	160.3	0	3	140
Kin Blue Beach-6020		Marine Active	Onna Okinawa							0	94	1.3	0	0	0
Kisarazu-JGSDF-3033		Navy Active	Kisarazu	12	23,095	0	0	55	413,938	0	515	272.8	0	0	0
Kobi Sho Range-6084		Navy Active	Okinawa Island							0	216	0.0	0	0	0
Koshiba Pol Dep-3113		Navy Active	Yokohama							0	104	0.0	0	0	0
Kure Pier 6		Army Active	Kure	7	3,960	0	0	9	61,851	0	4	23.7	51	4	77
Maebata-5033		Navy Active	Sasebo	34	53,154	0	0	45	294,503	0	144	142.5	0	0	0
Makiminato Service Annex		AF Active	Urazoe, Okinawa	0	0	0	0	46	2,283,148	135	135	310.3	0	0	0
MCAS Futenma-6051		Marine Active	Futemma Okinawa	227	1,097,287	0	0	51	868,432	0	1,184	753.0	4,698	48	0
Misawa Air Base		AF Active	Misawa	240	1,290,998	0	0	582	7,816,414	0	3,865	3,840.7	3,432	161	814
Momote Annex		AF Active	Wakko	0	0	0	0	3	2,976	0	30	2.8	0	0	0
Monzen Housing Area		Marine Active	Iwakuni	4	1,184	0	0	56	470,078	0	32	103.2	0	0	0
NAF Atsugi		Navy Active	Atsugi	317	713,829	0	0	289	3,887,556	0	1,237	1,456.1	1,209	43	150
NAF Misawa		Navy Active	Misawa	0	0	0	0	74	885,898	0	27	306.1	1,021	4	29
Nagasaka Rifl Rng-3104		Navy Active	Yokosuka							0	25	0.0	0	0	0
Naha Port		Army Active	Naha Okinawa	39	345,941	0	0	3	14,425	0	139	149.8	7	12	107
Negishi DH Area-3066		Navy Active	Yokohama	44	33,321	0	0	238	725,946	0	111	238.7	0	0	0
Okidaito Jima Rng-6088		Navy Active	Okinawa Island							0	283	0.0	0	0	0
Okuma Recreation Anx		AF Active	Okuma Okinawa	44	65,964	0	0	2	14,068	0	135	42.6	16	0	26
Owada Communications Station		AF Active	Okawa	0	0	0	0	1	21,152	0	328	16.1	0	0	0
POL Facilities		Army Active	Chatan Okinawa	32	28,041	0	0	82	50,690	0	413	263.7	0	1	69
Sagami General Depot		Army Active	Sagamihara	138	88,500	0	0	150	3,143,996	0	528	790.1	57	36	723
Sagamihara Family Housing Area		Army Active	Sagamihara	428	120,605	0	0	239	959,647	0	150	353.7	2	10	200
Sakibe		Navy Active	Sasebo	3	6,825	0	0	2	8,077	0	32	8.2	0	0	0
Sanno Hotel Tokyo-3185		Navy Active	Tokyo	2	783	0	0	1	169,157	0	2	51.1	0	0	0
Sekibi Sho Range-6085		Navy Active	Okinawa Island							0	10	0.0	0	0	0

\* Sites having assets that are Federally funded (e.g., owned, lease, licence, permit) and State-owned interes

\*\* US Locations that do not meet criteria of at least ten (10) Acres AND at least \$10M PRV. US Territories and Non-US Locations that do not meet criteria of at least ten (10) Acres OR at least \$10M PRV.

**DEPARTMENT OF DEFENSE**  
**Base Structure Report - As of 30 Sep 2006**

SITE	BRAC 2005	COMPONENT	NAME NEAREST CITY	BUILDINGS						ACRES OWNED	TOTAL ACRES	PRV (\$M)	MIL	CIV	OTHER
				OWNED		LEASED		OTHER							
				COUNT	SQFT	COUNT	SQFT	COUNT	SQFT						
Senaha Communication Station		AF Active	Kadena	3	16,111	0	0	0	0	0	151	10.3	0	0	0
Shariki Communication Site		Army Active	Aomori						0	18	0.0	0	0	0	0
Sobe Comm Site-6026		Navy Active	Sobe Okinawa						0	132	0.3	0	0	0	0
Tama Service Annex		AF Active	Tana	21	14,309	0	0	39	103,178	0	483	62.1	0	0	0
Tengan Pier-6028		Navy Active	Tengan	4	5,612	0	0	0	0	0	8	13.6	0	0	0
Tokorozawa Transmitter Site		AF Active	Tokorozawa	7	58,633	0	0	0	0	0	320	92.4	0	0	0
Tori Shima Air Range		AF Active	Nara							0	10	0.0	0	0	0
Torii Station		Army Active	Ominato	96	456,080	0	0	147	960,649	0	996	476.4	648	56	699
Totsuka-NCTS-3097		Navy Active	Totsuka	25	19,074	0	0	11	52,356	0	191	56.6	0	0	0
Tsurumi POL Dep-3144		Navy Active	Yokohama	36	15,512	0	0	28	71,568	0	46	133.9	0	0	0
Urago Ordinance-3117		Navy Active	Yokosuka	15	17,656	0	0	31	183,854	0	48	91.3	0	0	0
White Beach		Navy Active	White Beach Nav Inst	58	108,650	0	0	7	135,021	0	290	108.2	0	0	0
Yokohama No Dock-3067		Navy Active	Yokohama	2	1,302	0	0	18	424,676	0	23	105.8	0	0	0
Yokohama North Dock		Army Active	Yokohama	19	13,428	0	0	67	576,179	0	127	216.9	18	13	223
Yokose Pol Dep-5039		Navy Active	Sasebo	8	2,039	0	0	5	6,673	0	153	273.1	0	0	0
Yokota AB		AF Active	Fussa	144	607,119	0	0	627	9,436,436	0	1,750	3,242.5	3,166	251	1,293
Yomitan Aux Airf-6027		Navy Active	Sobe Okinawa	13	56,424	0	0	6	43,396	0	4	40.8	0	0	0
Yomitan-6027		Marine Active	Sobe Okinawa							0	467	0.0	0	0	0
<b>** OTHER SITE(S) : 38</b>				15	11,542	0	0	51	144,064	13	68	72.3	35	0	7
<b>Japan Total:</b>				<b>7,287</b>	<b>24,703,536</b>	<b>0</b>	<b>0</b>	<b>8,148</b>	<b>88,883,999</b>	<b>800</b>	<b>127,691</b>	<b>36,765.5</b>	<b>48,844</b>	<b>7,603</b>	<b>15,960</b>
<b>Kenya</b>															
NAVSUPPACT Bahrain (Kenya)		Navy Active	Mombasa	5	7,520	0	0	0	0			17.2	0	0	0
<b>** OTHER SITE(S) : 1</b>				4	15,578	0	0	0	0			7.6	153	0	0
<b>Kenya Total:</b>				<b>9</b>	<b>23,098</b>	<b>0</b>	<b>0</b>	<b>0</b>	<b>0</b>	<b>0</b>	<b>0</b>	<b>24.8</b>	<b>153</b>	<b>0</b>	<b>0</b>
<b>Kuwait</b>															
<b>** OTHER SITE(S) : 1</b>				0	0	0	0	3	19,363			0.9	10	11	0
<b>Kuwait Total:</b>				<b>0</b>	<b>0</b>	<b>0</b>	<b>0</b>	<b>3</b>	<b>19,363</b>	<b>0</b>	<b>0</b>	<b>0.9</b>	<b>10</b>	<b>11</b>	<b>0</b>
<b>Luxembourg</b>															
Bettembourg Site		Army Active	Luxembourg	0	0	0	0	34	1,282,409	0	117	153.1	9	0	992
Sanem Site		Army Active	Esch-S-Alzette	0	0	0	0	29	995,591	0	97	115.4	0	0	0
<b>** OTHER SITE(S) : 1</b>				0	0	2	5,131	0	0			0.5	0	0	0
<b>Luxembourg Total:</b>				<b>0</b>	<b>0</b>	<b>2</b>	<b>5,131</b>	<b>63</b>	<b>2,278,000</b>	<b>0</b>	<b>214</b>	<b>269.0</b>	<b>9</b>	<b>0</b>	<b>992</b>

\* Sites having assets that are Federally funded (e.g., owned, lease, licence, permit) and State-owned interes

\*\* US Locations that do not meet criteria of at least ten (10) Acres AND at least \$10M PRV. US Territories and Non-US Locations that do not meet criteria of at least ten (10) Acres OR at least \$10M PRV.

**DEPARTMENT OF DEFENSE**  
**Base Structure Report - As of 30 Sep 2006**

SITE	BRAC 2005	COMPONENT	NAME NEAREST CITY	BUILDINGS						ACRES OWNED	TOTAL ACRES	PRV (\$M)	MIL	CIV	OTHER
				OWNED		LEASED		OTHER							
				COUNT	SQFT	COUNT	SQFT	COUNT	SQFT						
<b>Marshall Islands</b>															
U.S. Army Kwajalein Atoll		Army Active	Majuro	847	3,271,348	0	0	0	0	0	1,361	2,159.1	26	55	2,327
<b>Marshall Islands Total:</b>				<b>847</b>	<b>3,271,348</b>	<b>0</b>	<b>0</b>	<b>0</b>	<b>0</b>	<b>0</b>	<b>1,361</b>	<b>2,159.1</b>	<b>26</b>	<b>55</b>	<b>2,327</b>
<b>Netherlands</b>															
Eygelshoven Storage Area		Army Active	Eygelshoven	12	6,277	0	0	22	593,150			94.0	12	26	19
Hendrik Mine		Army Active	Brunssum	1	2,152	0	0	11	668,381			144.7	202	11	147
Rotterdam Admin Facility		Army Active	Rotterdam	0	0	2	87,367	0	0	0	2	18.7	41	42	121
Schinnen		Army Active	Schinnen	1	0	257	448,628	0	0			56.3	0	0	0
Schinnen Emma Mine		Army Active	Schinnen	36	82,642	14	141,920	0	0	0	24	52.9	54	78	509
<b>** OTHER SITE(S) : 5</b>				<b>3</b>	<b>3,562</b>	<b>37</b>	<b>70,251</b>	<b>0</b>	<b>0</b>			<b>11.8</b>	<b>135</b>	<b>0</b>	<b>5</b>
<b>Netherlands Total:</b>				<b>53</b>	<b>94,633</b>	<b>310</b>	<b>748,166</b>	<b>33</b>	<b>1,261,531</b>	<b>0</b>	<b>26</b>	<b>378.4</b>	<b>444</b>	<b>157</b>	<b>801</b>
<b>Netherlands Antilles</b>															
Curaco Airfield		AF Active	Curaco	12	86,218	0	0	0	0	0	42	46.1	10	0	0
<b>Netherlands Antilles Total:</b>				<b>12</b>	<b>86,218</b>	<b>0</b>	<b>0</b>	<b>0</b>	<b>0</b>	<b>0</b>	<b>42</b>	<b>46.1</b>	<b>10</b>	<b>0</b>	<b>0</b>
<b>Norway</b>															
<b>** OTHER SITE(S) : 3</b>				<b>1</b>	<b>4,550</b>	<b>2</b>	<b>4,156</b>	<b>2</b>	<b>21,836</b>			<b>6.8</b>	<b>3</b>	<b>0</b>	<b>0</b>
<b>Norway Total:</b>				<b>1</b>	<b>4,550</b>	<b>2</b>	<b>4,156</b>	<b>2</b>	<b>21,836</b>	<b>0</b>	<b>0</b>	<b>6.8</b>	<b>3</b>	<b>0</b>	<b>0</b>
<b>Oman</b>															
Masirah Island MPT		AF Active	Sur Masirah							0	3,000	0.0	0	0	0
Seeb MPT		AF Active	Sib	10	32,828	0	0	0	0	0	3,000	70.1	0	0	0
Thumrait MPT		AF Active	Salalah							0	3,000	0.0	1	0	0
<b>** OTHER SITE(S) : 1</b>				<b>8</b>	<b>32,927</b>	<b>0</b>	<b>0</b>	<b>0</b>	<b>0</b>			<b>8.2</b>	<b>0</b>	<b>0</b>	<b>0</b>
<b>Oman Total:</b>				<b>18</b>	<b>65,755</b>	<b>0</b>	<b>0</b>	<b>0</b>	<b>0</b>	<b>0</b>	<b>9,000</b>	<b>78.2</b>	<b>1</b>	<b>0</b>	<b>0</b>
<b>Peru</b>															
<b>** OTHER SITE(S) : 1</b>				<b>0</b>	<b>0</b>	<b>0</b>	<b>0</b>	<b>2</b>	<b>32,889</b>			<b>9.7</b>	<b>0</b>	<b>0</b>	<b>0</b>
<b>Peru Total:</b>				<b>0</b>	<b>0</b>	<b>0</b>	<b>0</b>	<b>2</b>	<b>32,889</b>	<b>0</b>	<b>0</b>	<b>9.7</b>	<b>0</b>	<b>0</b>	<b>0</b>
<b>Portugal</b>															
Agualva Munitions Storage Annex		AF Active	Lajes Field	20	17,185	0	0	0	0	0	68	6.8	0	0	0
Caldeira Ammunition Storage Area		AF Active	Lajes Field	2	6,295	0	0	0	0	0	29	2.9	0	0	0
Cinco Picos Globecom Annex		AF Active	Praia da Victoria	3	25,963	0	0	0	0	0	159	8.6	0	0	0

\* Sites having assets that are Federally funded (e.g., owned, lease, licence, permit) and State-owned interes

\*\* US Locations that do not meet criteria of at least ten (10) Acres AND at least \$10M PRV. US Territories and Non-US Locations that do not meet criteria of at least ten (10) Acres OR at least \$10M PRV.

**DEPARTMENT OF DEFENSE**  
**Base Structure Report - As of 30 Sep 2006**

SITE	BRAC 2005	COMPONENT	NAME NEAREST CITY	BUILDINGS						ACRES OWNED	TOTAL ACRES	PRV (\$M)	MIL	CIV	OTHER
				OWNED		LEASED		OTHER							
				COUNT	SQFT	COUNT	SQFT	COUNT	SQFT						
Covadascinzas Petroleum Products Stg Anx		AF Active	Praia da Victoria						0	41	55.6	0	0	0	
Lajes Field		AF Active	Lajes Field	369	2,732,094	0	0	1	88	0	973	932.5	805	91	618
Lajes Water System Annex		AF Active	Lajes Field	4	1,270	0	0	0	0	0	1	11.7	0	0	0
Praia Da Victoria Dock Annex		AF Active	Praia da Victoria	10	18,608	0	0	0	0	0	4	19.6	0	0	0
Praia Da Victoria Fuel Storage Annex		AF Active	Praia da Victoria	9	4,916	0	0	0	0	0	53	120.3	0	0	0
Villa Nova Globecom Annex		AF Active	Villa Nova	1	13,533	0	0	0	0	0	99	4.2	0	0	0
<b>** OTHER SITE(S) : 12</b>				<b>12</b>	<b>4,552</b>	<b>0</b>	<b>0</b>	<b>3</b>	<b>17,868</b>	<b>0</b>	<b>18</b>	<b>5.8</b>	<b>59</b>	<b>2</b>	<b>0</b>
<b>Portugal Total:</b>				<b>430</b>	<b>2,824,416</b>	<b>0</b>	<b>0</b>	<b>4</b>	<b>17,956</b>	<b>0</b>	<b>1,445</b>	<b>1,168.1</b>	<b>864</b>	<b>93</b>	<b>618</b>
<b>Qatar</b>															
Al Udeid Air Base		AF Active	Doha	104	620,347	0	0	1	1,500	0	13,534	384.7	158	1	0
<b>Qatar Total:</b>				<b>104</b>	<b>620,347</b>	<b>0</b>	<b>0</b>	<b>1</b>	<b>1,500</b>	<b>0</b>	<b>13,534</b>	<b>384.7</b>	<b>158</b>	<b>1</b>	<b>0</b>
<b>Saint Helena</b>															
Ascension Auxiliary Airfield		AF Active	Ascension Island	115	370,985	0	0	0	0	0	3,856	347.9	3	0	0
<b>Saint Helena Total:</b>				<b>115</b>	<b>370,985</b>	<b>0</b>	<b>0</b>	<b>0</b>	<b>0</b>	<b>0</b>	<b>3,856</b>	<b>347.9</b>	<b>3</b>	<b>0</b>	<b>0</b>
<b>Singapore</b>															
Sembawang Housing		AF Active	Sembawang	1	11,000	0	0	121	419,540			73.7	0	0	0
Singapore		Navy Active	Singapore	0	0	0	0	31	383,170			101.8	115	15	10
<b>** OTHER SITE(S) : 2</b>				<b>0</b>	<b>0</b>	<b>0</b>	<b>0</b>	<b>3</b>	<b>5,334</b>			<b>2.0</b>	<b>0</b>	<b>0</b>	<b>0</b>
<b>Singapore Total:</b>				<b>1</b>	<b>11,000</b>	<b>0</b>	<b>0</b>	<b>155</b>	<b>808,044</b>	<b>0</b>	<b>0</b>	<b>177.5</b>	<b>115</b>	<b>15</b>	<b>10</b>
<b>South Korea</b>															
Bayonet Training Area		Army Active	Tong Du Chon							0	248	0.0	0	0	0
Brooklyn Hill		Army Active	Yangsan	11	7,945	0	0	0	0	4	40	3.9	0	0	0
Bullseye 01		Army Active	Kumchon-Ni	59	49,512	0	0	0	0	0	21,184	24.5	0	0	8
Bullseye 02		Army Active	Kumchon Ni							0	1,391	0.0	0	0	0
Camp Ames		Army Active	Taejon City	9	19,158	0	0	0	0	0	20	5.2	0	0	0
Camp Bonifas		Army Active	Kumohon Ri	85	186,486	0	0	0	0	0	36	56.9	3	0	53
Camp Carroll		Army Active	Waegwan	277	2,256,105	0	0	56	1,006,478	0	681	687.1	879	145	1,728
Camp Casey		Army Active	Tongduchon	652	4,187,549	0	0	2	9,468	0	3,497	1,137.6	4,450	65	2,364
Camp Castle		Army Active	Tong Du Chon	56	339,952	0	0	0	0	1	51	86.2	234	0	387
Camp Colbern		Army Active	Songnam	55	188,433	0	0	0	0	0	76	50.7	0	0	0
Camp Eagle		Army Active	Wonju	56	447,055	0	0	0	0	0	114	144.8	451	4	69

\* Sites having assets that are Federally funded (e.g., owned, lease, licence, permit) and State-owned interes

\*\* US Locations that do not meet criteria of at least ten (10) Acres AND at least \$10M PRV. US Territories and Non-US Locations that do not meet criteria of at least ten (10) Acres OR at least \$10M PRV.

**DEPARTMENT OF DEFENSE**  
**Base Structure Report - As of 30 Sep 2006**

SITE	BRAC 2005	COMPONENT	NAME NEAREST CITY	BUILDINGS						ACRES OWNED	TOTAL ACRES	PRV (\$M)	MIL	CIV	OTHER
				OWNED		LEASED		OTHER							
				COUNT	SQFT	COUNT	SQFT	COUNT	SQFT						
Camp Edwards		Army Active	Kumchon-Ni	70	252,260	0	0	0	0	0	62	69.9	0	0	0
Camp Essayons		Army Active	Uijong Bu	122	303,878	0	0	0	0	0	76	87.3	0	0	37
Camp Falling Water		Army Active	Uijong Bu	41	133,735	0	0	1	400	0	59	29.8	0	0	0
Camp Garry Owen North		Army Active	Kumohon Ni	137	402,434	0	0	0	0	0	70	115.8	0	0	0
Camp Giant		Army Active	Kumchon	74	158,888	0	0	0	0	0	42	36.8	0	0	0
Camp Greaves		Army Active	Kumchon Ni	120	323,849	0	0	0	0	0	59	93.5	0	0	0
Camp Henry		Army Active	Taegu	93	485,052	198	236,009	38	212,449	1	59	207.3	556	270	1,533
Camp Hialeah (Army)		Army Active	Pusan	302	874,842	0	0	24	53,561	61	193	294.4	4	0	21
Camp Hovey		Army Active	Tongduchon	172	1,616,855	0	0	1	25,696	0	3,473	401.6	1,187	1	286
Camp Howze		Army Active	Kumchon Ni	167	544,366	0	0	0	0	0	157	159.6	0	0	0
Camp Humphreys		Army Active	Pyongtaek City	569	4,587,378	0	0	5	7,897	0	1,230	1,196.3	4,539	148	2,518
Camp Humphreys Communications Site		AF Active	Pyong Taek	0	0	0	0	21	177,456	19	19	40.7	0	0	0
Camp Jackson		Army Active	Uijong Bu	47	178,892	0	0	0	0	0	406	44.3	181	0	76
Camp Kwangsa Ri		Army Active	Uijongbu	15	35,560	0	0	4	8,000	0	31	11.8	0	0	28
Camp Long		Army Active	Wonju	126	311,919	0	0	8	13,007	0	85	89.1	89	9	266
Camp Market		Army Active	Inchon	64	591,722	0	0	39	588,090	0	118	188.3	12	4	500
Camp Nimble		Army Active	Tong Du Chon	31	119,928	0	0	0	0	2	16	30.8	0	0	0
Camp Page		Army Active	Chunchon	152	725,733	0	0	6	30,114	0	468	237.6	0	0	0
Camp Red Cloud		Army Active	Uijong Bu	242	1,384,434	0	0	0	0	0	207	368.6	1,154	143	1,416
Camp Red Cloud Communications Site		AF Active	Euijeongbu	0	0	0	0	15	85,409	4	4	19.7	0	0	0
Camp Sears		Army Active	Uijong Bu	41	132,443	0	0	1	92	0	32	38.2	0	0	0
Camp Stanley		Army Active	Uijong Bu	286	1,602,299	0	0	1	109	0	605	410.3	965	18	615
Camp Stanton		Army Active	Kumchon Ri	66	172,624	0	0	0	0	0	67	73.7	325	0	0
Camp Walker		Army Active	Taegu	228	1,144,613	0	0	0	0	1	195	316.2	471	58	700
Camp Yongin		Army Active	Suwon	6	44,616	0	0	3	9,240	0	8	14.9	40	2	40
Chang San		Army Active	Pusan	13	12,838	0	0	0	0	2	26	4.9	0	0	0
Cheju Do Training Center		Army Active	Pusan	31	42,684	0	0	1	468	0	12	13.8	0	0	0
Chinhae Facility Korea		Navy Active	Chinhae	110	306,309	0	0	0	0	0	91	78.8	118	5	111
Dartboard Site		Army Active	Taegu	2	1,672	0	0	0	0	0	10	3.0	0	0	0
Far East Dist Engr		Army Active	Seoul	32	111,986	0	0	14	73,008	0	11	40.8	2	153	518
Freedom Bridge		Army Active	Munsan	6	6,382	0	0	0	0	0	14	1.6	0	0	0
Gun Training Area		Army Active	Tong Du Chon							0	195	0.0	0	0	0
H220 Heliport		Army Active	Tong Du Chon	52	240,669	0	0	0	0	0	52	60.8	6	5	184
High Point		Army Active	Chonan City	3	2,122	0	0	0	0	0	11	2.0	0	0	0
K-16 Air Base		Army Active	Songnam	50	301,703	0	0	20	269,386	0	212	164.5	744	3	338

\* Sites having assets that are Federally funded (e.g., owned, lease, licence, permit) and State-owned interes

\*\* US Locations that do not meet criteria of at least ten (10) Acres AND at least \$10M PRV. US Territories and Non-US Locations that do not meet criteria of at least ten (10) Acres OR at least \$10M PRV.

**DEPARTMENT OF DEFENSE**  
**Base Structure Report - As of 30 Sep 2006**

SITE	BRAC 2005	COMPONENT	NAME NEAREST CITY	BUILDINGS						ACRES OWNED	TOTAL ACRES	PRV (\$M)	MIL	CIV	OTHER
				OWNED		LEASED		OTHER							
				COUNT	SQFT	COUNT	SQFT	COUNT	SQFT						
Kamaksan ASA		Army Active	Tong Du Chon	6	5,526	0	0	0	0	0	48	2.6	0	0	10
Kimhae Storage Annex		AF Active	Kimhae	36	344,348	0	0	1	51,333	0	86	60.9	0	0	0
Koon Ni Air Range		AF Active	Koon Ni	20	28,405	0	0	0	0	0	5,882	9.9	0	0	0
Koryosan ASA		Army Active	Inchon	7	6,462	0	0	0	0	0	12	3.1	0	0	9
Kunsan Air Base		AF Active	Kunsan	410	2,818,110	0	0	22	297,805	0	2,557	1,423.9	2,755	38	586
Kunsan Pol Terminal Site		Army Active	Kunsan	3	5,728	0	0	0	0	0	17	8.1	0	0	0
Kwang-Ju Air Base		AF Active	Kwangju	96	615,865	0	0	2	24,207	0	313	244.0	480	0	17
Madison Site		Army Active	Suwon	11	8,638	0	0	0	0	0	22	7.2	0	0	0
Masan Ammunition Depot		Army Active	Masan	17	57,265	0	0	0	0	0	1,060	17.3	0	2	5
Mu Juk		Marine Active	Pohang	75	139,805	0	0	0	0	0		30.3	0	0	0
Niblo Barracks		Army Active	Seoul	11	28,505	0	0	2	6,345	0	7	11.2	0	0	51
Osan		AF Active	Song Tan	458	5,234,865	6	272,559	48	854,945	0	1,788	2,241.1	5,268	170	1,219
Osan Ni Ammunition Storage Annex		AF Active	Osan	20	74,115	0	0	0	0	0	603	30.4	0	0	0
Pier #8		Army Active	Kanman-Tong	4	7,759	0	0	7	98,524	0	12	32.9	0	2	39
Pil-Sung Air Range		AF Active	Sangori-Ni	9	19,910	0	0	2	24,676	0	27	12.2	0	0	0
Pohang		Navy Active	Pohang	11	63,877	0	0	52	124,748	0	3	62.7	0	0	0
Pusan Storage Facility		Army Active	Pusan	63	396,674	0	0	9	20,887	3	69	94.2	3	6	196
Pyongtaek Cpx Area		Army Active	Pyong Taek	9	8,872	0	0	0	0	0	160	5.4	0	0	4
Richmond		Army Active	Taejon	3	2,696	0	0	0	0	0	14	2.7	0	0	0
ROK Navy Base		Navy Active	Chinhae	2	6,799	0	0	0	0	0	0	25.2	0	0	0
Shinbuk Relay		Army Active	Pochon	5	4,240	0	0	0	0	0	13	6.2	0	0	0
Sungnam Golf Course		Army Active	Songnam	0	0	0	0	10	60,983	0	230	28.0	0	0	145
Suwon Air Base		AF Active	Suwon	42	135,585	0	0	58	586,273	0	235	296.0	25	9	57
Swiss and Swed Camp Mac HQ		Army Active	Munsan	26	37,090	0	0	0	0	0		11.9	0	0	4
Taegu Air Base		AF Active	Taegu	143	756,378	0	0	0	0	0	763	299.1	58	3	5
Tango		Army Active	Songnam	22	137,798	0	0	6	77,561	0	241	57.2	97	1	63
Watkins Range		Army Active	Tong Du Chon							0	13	0.0	0	0	0
Wonju Air Station		AF Active	Wonju	13	7,715	0	0	5	10,491	0	93	26.9	11	0	0
Yechon		Navy Active	Yechon	0	0	0	0	26	73,130			34.9	0	0	5
Yong Pyong		Army Active	Yongpyong	60	173,521	0	0	0	0	0	3,347	72.5	2	1	133
Yongsan Garrison		Army Active	Seoul	749	4,698,637	52	1,345,481	197	1,127,496	0	639	1,427.9	3,997	1,067	7,466
Yongsan Garrison		Navy Active	Yongsan	0	0	0	0	19	59,008			13.0	240	3	18
<b>** OTHER SITE(S) : 28</b>				75	101,210	1	2	31	270,801	7	67	71.9	131	3	72
<b>South Korea Total:</b>				<b>7,136</b>	<b>40,763,278</b>	<b>257</b>	<b>1,854,051</b>	<b>757</b>	<b>6,339,541</b>	<b>105</b>	<b>54,036</b>	<b>13,814.5</b>	<b>29,477</b>	<b>2,338</b>	<b>23,900</b>

\* Sites having assets that are Federally funded (e.g., owned, lease, licence, permit) and State-owned interes

\*\* US Locations that do not meet criteria of at least ten (10) Acres AND at least \$10M PRV. US Territories and Non-US Locations that do not meet criteria of at least ten (10) Acres OR at least \$10M PRV.

**DEPARTMENT OF DEFENSE**  
**Base Structure Report - As of 30 Sep 2006**

SITE	BRAC 2005	COMPONENT	NAME NEAREST CITY	BUILDINGS						ACRES OWNED	TOTAL ACRES	PRV (\$M)	MIL	CIV	OTHER
				OWNED		LEASED		OTHER							
				COUNT	SQFT	COUNT	SQFT	COUNT	SQFT						
<b>Spain</b>															
Moron AB		AF Active	Moron de la Frontera	152	806,141	0	0	1	12,726	0	2,811	538.9	143	9	11
Rota		Navy Active	Rota	1,003	3,995,637	0	0	11	9,292	0	5,962	1,421.6	1,108	167	684
<b>** OTHER SITE(S) : 3</b>				1	2,583	1	1,296	1	4,205	0	1	1.8	17	6	0
<b>Spain Total:</b>				<b>1,156</b>	<b>4,804,361</b>	<b>1</b>	<b>1,296</b>	<b>13</b>	<b>26,223</b>	<b>0</b>	<b>8,774</b>	<b>1,962.3</b>	<b>1,268</b>	<b>182</b>	<b>695</b>
<b>Turkey</b>															
Ankara Administration Office		AF Active	Ankara	20	144,609	0	0	0	0	0	24	29.1	38	1	3
Batman Air Base		AF Active	Batman	0	0	0	0	13	28,176	0	0	20.3	0	0	0
Cigli Air Base		AF Active	Izmir	3	9,027	0	0	16	139,100	0	0	23.0	0	0	0
Incirlik AB		AF Active	Incirlik	639	3,630,428	0	0	68	210,761	0	3,337	1,236.1	1,444	121	142
Izmir Air Station		AF Active	Izmir	4	7,741	5	64,633	0	0	0	1	11.5	152	10	48
Izmir Storage Annex No 2		AF Active	Izmir	15	8,066	13	122,574	0	0	0	16	29.3	0	0	0
Mus Air Base		AF Active	Mus	11	22,011	0	0	1	3,228	0	0	14.9	0	0	0
Yumurtalik Petroleum Prod Storage Annex		AF Active	Yumurtalik	5	7,623	0	0	0	0	0	142	34.3	1	0	2
<b>** OTHER SITE(S) : 11</b>				9	96,620	5	35,394	2	32,280	0	1	23.1	0	0	0
<b>Turkey Total:</b>				<b>706</b>	<b>3,926,125</b>	<b>23</b>	<b>222,601</b>	<b>100</b>	<b>413,545</b>	<b>0</b>	<b>3,521</b>	<b>1,421.5</b>	<b>1,635</b>	<b>132</b>	<b>195</b>
<b>United Arab Emirates</b>															
Al Dhafra AB		AF Active	Abu Dhabi	0	0	0	0	0	0	0	11,370	30.5	37	3	0
Fujairah Aviation Unit		Navy Active	Al Fujayrah	0	0	5	39,957	0	0	0	0	16.9	0	0	0
<b>United Arab Emirates Total:</b>				<b>0</b>	<b>0</b>	<b>5</b>	<b>39,957</b>	<b>0</b>	<b>0</b>	<b>0</b>	<b>11,370</b>	<b>47.4</b>	<b>37</b>	<b>3</b>	<b>0</b>
<b>United Kingdom</b>															
Beck Row Fhg		AF Active	Yildenhall	0	0	112	144,751	0	0	0	10	17.0	0	0	0
Blenheim Crescent		Navy Active	London	0	0	0	0	5	47,580	0	3	12.6	0	0	0
Daws Hill		Navy Active	London	1	4,971	0	0	111	491,260	0	59	119.5	0	0	0
Eastcote		Navy Active	London	0	0	0	0	4	114,894	0	8	26.7	0	0	0
Eriswell Family Housing Annex		AF Active	Eriswell	0	0	143	719,151	1	4,032	0	62	87.1	0	0	0
Lynn Wood Family Housing		AF Active	Thetford	0	0	98	205,804	0	0	0	22	24.8	0	0	0
Menwith Hill		Army Active	Menwith Hill	220	869,650	0	0	0	0	545	545	241.7	217	71	18
Newmarket Fam Hsg Anx No 3		AF Active	New Market	0	0	140	399,140	0	0	0	35	48.9	0	0	0
RAF Alconbury		AF Active	Alconbury	186	1,104,109	0	0	16	183,890	0	203	327.5	172	46	0
RAF Barford St John Transmitter Annex		AF Active	Barford	3	30,501	0	0	1	2,100	0	476	22.0	0	0	0
RAF Bicester		AF Active	Bicester	255	224,320	0	0	80	97,754	0	35	43.8	0	0	0

\* Sites having assets that are Federally funded (e.g., owned, lease, licence, permit) and State-owned interests

\*\* US Locations that do not meet criteria of at least ten (10) Acres AND at least \$10M PRV. US Territories and Non-US Locations that do not meet criteria of at least ten (10) Acres OR at least \$10M PRV.



**DEPARTMENT OF DEFENSE**  
**Base Structure Report - As of 30 Sep 2006**

SITE	BRAC 2005	COMPONENT	NAME NEAREST CITY	BUILDINGS						ACRES OWNED	TOTAL ACRES	PRV (\$M)	MIL	CIV	OTHER
				OWNED		LEASED		OTHER							
				COUNT	SQFT	COUNT	SQFT	COUNT	SQFT						
RAF Chelveston Fam Hsg Anx		AF Active	Rushden	22	79,272	0	0	0	0	0	17	13.5	0	0	0
RAF Croughton		AF Active	Croughton	127	679,354	0	0	19	160,060	0	694	268.1	300	34	0
RAF Ely Family Housing Annex		AF Active	Ely	0	0	0	0	66	164,182	0	5	48.2	0	0	0
RAF Fairford		AF Active	Fairford	90	419,147	0	0	103	689,425	0	1,170	581.1	241	23	0
RAF Feltwell		AF Active	Feltwell	17	249,146	0	0	178	928,522	0	332	254.8	52	2	1
RAF Hythe		Army Active	Southampton	3	2,581	0	0	22	216,460	0	35	48.5	2	26	140
RAF Lakenheath		AF Active	Lakenheath	401	3,025,441	0	0	217	1,199,712	0	2,006	1,818.1	4,861	254	0
RAF Mildenhall		AF Active	Mildenhall	310	1,801,135	0	0	158	1,340,823	0	1,123	1,149.3	3,736	214	4
RAF Mildenhall Ammo Stor Anx		AF Active	Mildenhall	19	19,701	0	0	0	0	0	36	5.9	0	0	0
RAF Molesworth		AF Active	Thrapston	33	176,726	0	0	30	350,819	0	659	180.4	307	2	0
RAF Molesworth Storage Anx No 12		AF Active	Molesworth	2	30,988	0	0	0	0	0	37	9.3	154	121	0
RAF Shepherds Grove Family Housing Annex		AF Active	Stanton	34	64,338	0	0	1	7,718	0	18	13.7	0	0	0
RAF Upwood		AF Active	Upwood	3	54,203	0	0	40	47,071	0	22	26.7	43	1	0
RAF Welford Ammo Stor Area		AF Active	Newbury Berkshire	77	231,487	0	0	209	536,429	0	806	298.5	0	0	0
SURTASS Det 3		Navy Active	Saint Mawgan	18	256,833	0	0	14	85,842	0	1	93.9	0	0	0
United Kingdom		Navy Active	London	0	0	1	175,524	0	0	0	1	42.6	874	52	95
West Ruislip		Navy Active	London	17	90,854	0	0	18	160,421	0	31	50.7	1	0	0
<b>** OTHER SITE(S) : 29</b>				<b>33</b>	<b>103,508</b>	<b>106</b>	<b>159,110</b>	<b>82</b>	<b>129,311</b>	<b>0</b>	<b>50</b>	<b>72.6</b>	<b>7</b>	<b>1</b>	<b>0</b>
<b>United Kingdom Total:</b>				<b>1,871</b>	<b>9,518,265</b>	<b>600</b>	<b>1,803,480</b>	<b>1,375</b>	<b>6,958,305</b>	<b>545</b>	<b>8,500</b>	<b>5,947.4</b>	<b>10,967</b>	<b>847</b>	<b>258</b>
<b>Overseas Total:</b>				<b>32,162</b>	<b>153,466,514</b>	<b>4,881</b>	<b>25,686,319</b>	<b>19,870</b>	<b>237,140,978</b>	<b>1,502</b>	<b>707,570</b>	<b>126,350.4</b>	<b>175,817</b>	<b>22,910</b>	<b>87,374</b>
<b>Worldwide Totals:</b>				<b>260,571</b>	<b>1,901,150,315</b>	<b>9,669</b>	<b>64,582,215</b>	<b>73,627</b>	<b>429,110,801</b>	<b>21,946,639</b>	<b>32,408,262</b>	<b>712,199.5</b>	<b>2,074,891</b>	<b>512,922</b>	<b>381,714</b>

\* Sites having assets that are Federally funded (e.g., owned, lease, licence, permit) and State-owned interes

\*\* US Locations that do not meet criteria of at least ten (10) Acres AND at least \$10M PRV. US Territories and Non-US Locations that do not meet criteria of at least ten (10) Acres OR at least \$10M PRV.

**THIS PAGE INTENTIONALLY LEFT BLANK**

**DEPARTMENT OF DEFENSE**

**Base Structure Report - As of 30 Sept 06**

**IX. INDIVIDUAL SERVICE INVENTORIES**

**THIS PAGE INTENTIONALLY LEFT BLANK**

**DEPARTMENT OF DEFENSE - Army**  
**Base Structure Report - As of 30 Sep 2006**

SITE	BRAC 2005	COMPONENT	NAME NEAREST CITY	BUILDINGS						ACRES OWNED	TOTAL ACRES	PRV (\$M)	MIL	CIV	OTHER
				OWNED		LEASED		OTHER							
				COUNT	SQFT	COUNT	SQFT	COUNT	SQFT						
<b>Alabama</b>															
10C Stagefield		Army Active	New Brockton	5	2,933	0	0	0	0	180	180	19.4	0	0	0
310th Chem USARC	C	Army Reserve	Anniston	3	74,933	0	0	0	0	21	21	12.8	210	1	1
Allen Stagefield		Army Active	Dothan	6	3,663	0	0	1	44	114	114	17.8	0	0	0
Anniston Army Depot	R	Army Active	Anniston	1,751	9,035,006	0	0	0	0	15,282	15,282	1,560.7	30	4,987	2,022
Bill Nichols USARC/ECS #158		Army Reserve	Anniston	2	61,185	0	0	0	0	17	17	14.8	278	11	0
Brown (4B) Stagefield		Army Active	New Brockton	5	3,253	0	0	0	0	176	176	19.6	0	0	0
Cairns Basefield		Army Active	Daleville	61	473,899	0	0	4	1,107	1,326	1,326	188.0	0	0	0
* Eglin AFB Ft Walton Beach		Army Guard	Ft Walton Beach	22	27,861	0	0	0	0	0	2,545	16.8	0	0	0
Fort Benning		Army Active	Columbus	60	54,273	0	0	2	169	12,138	12,138	32.2	0	0	0
Fort McClellan	R	Army Active	Anniston	7	90,031	0	0	0	0	491	491	13.5	0	0	0
* Fort McClellan ARNG Tng Center		Army Guard	Anniston	228	890,569	0	0	0	0	22,550	22,550	174.1	226	42	410
Fort Rucker	R	Army Active	Daleville	667	5,038,711	5	14,820	825	2,290,232	57,776	59,827	1,736.9	5,049	2,003	6,111
Goldberg Stagefield		Army Active	Midland City	7	8,758	0	0	0	0	101	101	17.1	0	0	0
Highbluff Stagefield		Army Active	Hartford	5	3,847	0	0	1	44	190	190	16.7	0	0	0
Horace B Hanson USARC		Army Reserve	Birmingham	3	99,805	0	0	0	0	14	14	17.4	634	26	22
Hunt Stagefield		Army Active	Ozark	5	3,754	0	0	0	0	153	153	17.2	0	0	0
Louisville Stagefield		Army Active	Brundidge	2	128	0	0	1	42	104	104	11.2	0	0	0
Redstone Arsenal	R	Army Active	Huntsville	1,726	11,039,754	0	0	4	15,857	30,920	37,910	3,303.6	1,753	8,341	16,285
Runkle Stagefield		Army Active	Elba	6	4,782	0	0	3	338	235	235	12.8	0	0	0
Shell Basefield		Army Active	Enterprise	13	63,794	0	0	0	0	296	296	50.2	0	0	0
Skelly Stagefield		Army Active	Elba	4	2,537	0	0	0	0	193	193	19.5	0	0	0
Stinson (5AB) Stagefield		Army Active	New Brockton	5	3,433	0	0	0	0	191	191	19.2	0	0	0
Toth Stagefield		Army Active	Dothan	4	3,177	0	0	1	220	128	128	24.0	0	0	0
** OTHER SITE(S): 36				57	476,555	3	26,248	2	164	360	381	100.1	2,958	150	19
<b>Alabama Total:</b>				<b>4,654</b>	<b>27,466,641</b>	<b>8</b>	<b>41,068</b>	<b>844</b>	<b>2,308,217</b>	<b>142,956</b>	<b>154,564</b>	<b>7,415.5</b>	<b>11,138</b>	<b>15,561</b>	<b>24,870</b>
<b>Alaska</b>															
Black Rapids Training Area		Army Active	Fairbanks	10	41,227	0	0	0	0	2,782	2,785	19.9	0	0	0
Donnelly Training Area		Army Active	Fairbanks	36	90,153	0	0	0	0	631,693	631,693	105.6	0	0	0
Fairbanks Eielson Pipeline		Army Active	Fairbanks	5	4,533	0	0	0	0	69	120	511.2	0	0	0

\* Sites having assets that are Federally funded (e.g., owned, lease, licence, permit) and State-owned interest.

\*\* US Locations that do not meet criteria of at least ten (10) Acres AND at least \$10M PRV. US Territories and Non-US Locations that do not meet criteria of at least ten (10) Acres OR at least \$10M PRV.

**DEPARTMENT OF DEFENSE - Army**  
**Base Structure Report - As of 30 Sep 2006**

SITE	BRAC 2005	COMPONENT	NAME NEAREST CITY	BUILDINGS						ACRES OWNED	TOTAL ACRES	PRV (\$M)	MIL	CIV	OTHER
				OWNED		LEASED		OTHER							
				COUNT	SQFT	COUNT	SQFT	COUNT	SQFT						
Fort Greely	R	Army Active	Fairbanks	204	1,626,474	0	0	0	0	7,200	7,200	1,529.1	210	170	1,179
Fort Richardson	R	Army Active	Anchorage	709	7,908,667	1	990	18	193,264	70,849	71,089	3,266.1	7,050	1,040	1,395
Fort Wainwright	R	Army Active	Fairbanks	637	8,733,537	209	1,100,612	9	167,602	656,210	656,241	4,961.4	5,025	739	1,286
Gerstle River Arctic Test Site		Army Active	Delta Junction	4	14,814	0	0	0	0	1,650	20,750	121.5	0	0	0
Haines Terminal		Army Active	Haines	16	57,081	0	0	0	0	201	201	68.4	0	0	0
Pd Tok Junction		Army Active	Tok	3	11,296	0	0	0	0	276	448	10.7	0	0	0
Seward Recreation Area		Army Active	Seward	20	52,027	0	0	0	0	1	13	14.0	0	0	0
Whittier Anchorage Pipeline		Army Active	Anchorage	3	5,283	0	0	1	14,400	174	243	171.8	0	0	0
Yukon Command Training Site		Army Active	Fort Yukon	1	160	0	0	0	0	287,228	287,418	74.9	0	0	0
<b>** OTHER SITE(S): 79</b>				100	172,000	6	8,568	0	0	3,563	1,271,383	78.4	439	0	0
<b>Alaska Total:</b>				<b>1,748</b>	<b>18,717,252</b>	<b>216</b>	<b>1,110,170</b>	<b>28</b>	<b>375,266</b>	<b>1,661,895</b>	<b>2,949,584</b>	<b>10,932.9</b>	<b>12,724</b>	<b>1,949</b>	<b>3,860</b>
<b>American Samoa</b>															
Te'O USARC		Army Reserve	Pago Pago	5	24,754	1	3,600	0	0	0	110	10.7	368	3	10
<b>American Samoa Total:</b>				<b>5</b>	<b>24,754</b>	<b>1</b>	<b>3,600</b>	<b>0</b>	<b>0</b>	<b>0</b>	<b>110</b>	<b>10.7</b>	<b>368</b>	<b>3</b>	<b>10</b>
<b>Arizona</b>															
Barnes Hall USARC		Army Reserve	Phoenix	5	63,256	0	0	0	0	12	12	15.1	368	24	1
* Camp Navajo		Army Guard	Flagstaff	894	3,019,239	0	0	0	0	28,345	28,345	815.2	92	8	183
Fort Huachuca	R	Army Active	Sierra Vista	1,833	7,920,502	0	0	21	141,452	58,142	73,400	2,348.9	6,580	2,588	4,582
Herrea Hall USARC		Army Reserve	Mesa	4	91,663	0	0	0	0	13	13	22.0	488	10	1
* Papago Military Reservation	R	Army Guard	Phoenix	63	538,043	0	0	0	0	418	418	124.6	179	54	0
Yuma Proving Ground		Army Active	Yuma	596	2,107,425	0	0	2	8,644	1,001,023	1,008,911	1,391.5	94	646	1,533
<b>** OTHER SITE(S): 17</b>				31	72,079	3	47,430	1	4,965	9,887	40,399	33.6	2,184	128	46
<b>Arizona Total:</b>				<b>3,426</b>	<b>13,812,207</b>	<b>3</b>	<b>47,430</b>	<b>24</b>	<b>155,061</b>	<b>1,097,840</b>	<b>1,151,498</b>	<b>4,750.9</b>	<b>9,985</b>	<b>3,458</b>	<b>6,346</b>
<b>Arkansas</b>															
ECS 15	C	Army Reserve	Barling	5	109,401	4	82,278	0	0	39	39	33.3	0	50	0
* Fort Chaffee MTC	C	Army Guard	Fort Smith	424	1,578,300	0	0	0	0	64,272	64,272	430.6	593	26	332
Maurice Britt USARC	R	Army Reserve	North Little Rock	10	201,142	0	0	0	0	43	43	40.0	1,293	184	37
Pine Bluff Arsenal		Army Active	Pine Bluff	913	3,590,625	0	0	0	0	13,493	13,493	1,249.7	40	1,034	1,330
<b>** OTHER SITE(S): 14</b>				38	257,613	0	0	0	0	46	65	51.4	3,939	456	1,096

\* Sites having assets that are Federally funded (e.g., owned, lease, licence, permit) and State-owned interest.

\*\* US Locations that do not meet criteria of at least ten (10) Acres AND at least \$10M PRV. US Territories and Non-US Locations that do not meet criteria of at least ten (10) Acres OR at least \$10M PRV.

**DEPARTMENT OF DEFENSE - Army**  
**Base Structure Report - As of 30 Sep 2006**

SITE	BRAC 2005	COMPONENT	NAME NEAREST CITY	BUILDINGS						ACRES OWNED	TOTAL ACRES	PRV (\$M)	MIL	CIV	OTHER
				OWNED		LEASED		OTHER							
				COUNT	SQFT	COUNT	SQFT	COUNT	SQFT						
<b>Arkansas Total:</b>				<b>1,390</b>	<b>5,737,080</b>	<b>4</b>	<b>82,278</b>	<b>0</b>	<b>0</b>	<b>77,893</b>	<b>77,911</b>	<b>1,805.0</b>	<b>5,865</b>	<b>1,750</b>	<b>2,795</b>
<b>California</b>															
BT Collins USARC/AMSA (G)		Army Reserve	Sacramento	10	191,585	0	0	0	0	38	38	52.1	896	35	24
Combat Support Training Center	R	Army Reserve	Livermore	114	1,036,832	0	0	128	288,682	2,468	2,468	312.2	1,298	258	1,510
Concord-CA-0696A		Army Active	Concord	0	0	0	0	125	313,882	0	6,100	324.3	4	36	3
Def Distr Reg West Sharpe Site		Army Active	Stockton	80	4,181,783	0	0	0	0	724	724	781.5	238	11	42
Def Distr Reg West Tracy		Army Active	Tracy	59	5,408,042	1	4,850	0	0	908	908	893.2	4	16	1
El Monte USARC		Army Reserve	El Monte	4	38,348	0	0	0	0	0	11	11.2	433	10	2
Fort Hunter Liggett	R	Army Reserve	King City	272	911,110	0	0	6	2,508	164,261	164,261	557.6	51	9	253
Fort Ord		Army Active	Seaside	1,680	7,752,292	0	0	109	421,250	14,159	14,159	2,503.0	0	0	0
Holderman Hall USARC		Army Reserve	Los Angeles	3	84,052	0	0	0	0	10	10	20.4	254	15	0
Hwd Of Oakland USARC/AMSA 85 G		Army Reserve	Oakland	10	108,283	0	0	0	0	16	16	28.3	247	21	5
March USARC		Army Reserve	Moreno Valley	19	77,893	0	0	7	71,133	47	73	30.2	1,201	27	4
Moffett Community Hsg		Army Reserve	Mountain View	112	786,774	0	0	125	675,706	140	140	188.2	0	0	0
* MTC-H Camp Roberts		Army Guard	Camp Roberts	731	2,896,230	0	0	0	0	42,815	42,815	943.7	510	207	452
* NG Hammer Field		Army Guard	Fresno	4	96,727	0	0	0	0	30	30	23.9	820	186	6
* NG Sacramento Depot Activity		Army Guard	Sacramento	9	21,605	0	0	0	0	22	22	35.5	0	0	0
* NG Sacramento Mather		Army Guard	Sacramento	7	86,428	0	0	0	0	30	30	38.3	325	1	2
NTC and Fort Irwin		Army Active	Barstow	693	3,873,942	0	0	971	3,784,508	636,181	636,521	2,235.2	4,344	839	3,885
Ord Military Community		Army Active	Seaside	53	543,153	0	0	898	2,161,951	771	771	490.5	0	0	0
Patton Hall USARC		Army Reserve	Bell	5	166,331	0	0	0	0	21	21	40.3	910	27	4
Presidio of Monterey		Army Active	Monterey	138	1,784,134	2	55,809	76	193,285	392	392	554.4	4,391	1,568	2,004
Riverbank AAP	C	Army Active	Riverbank	120	756,945	0	0	0	0	172	172	268.6	0	4	240
Sacramento Army Depot		Army Active	Sacramento	5	9,470	0	0	0	0	48	48	13.6	0	0	0
San Diego USARC # 2		Army Reserve	Vallejo	6	151,221	0	0	0	0	34	34	55.7	668	31	1
SAT COM		Army Active	Camp Roberts	11	43,039	2	16,500	0	0	23	23	20.6	56	2	28
Sierra Army Depot	R	Army Active	Herlong	1,023	5,226,292	0	0	0	0	36,096	36,096	1,743.4	1	680	451
Silas B. Hays		Army Active	Seaside	1	369,662	0	0	0	0	24	24	92.0	1	0	556
* TS AFRC Los Alamitos	R	Army Guard	Los Alamitos	205	1,456,375	0	0	0	0	2,714	2,714	678.1	2,713	218	896
Tustin USARC		Army Reserve	Santa Ana	2	42,214	0	0	0	0	15	15	11.6	492	11	30

\* Sites having assets that are Federally funded (e.g., owned, lease, licence, permit) and State-owned interest.

\*\* US Locations that do not meet criteria of at least ten (10) Acres AND at least \$10M PRV. US Territories and Non-US Locations that do not meet criteria of at least ten (10) Acres OR at least \$10M PRV.

**DEPARTMENT OF DEFENSE - Army**  
**Base Structure Report - As of 30 Sep 2006**

SITE	BRAC 2005	COMPONENT	NAME NEAREST CITY	BUILDINGS						ACRES OWNED	TOTAL ACRES	PRV (\$M)	MIL	CIV	OTHER
				OWNED		LEASED		OTHER							
				COUNT	SQFT	COUNT	SQFT	COUNT	SQFT						
<b>** OTHER SITE(S): 67</b>				94	1,007,027	18	220,217	10	128,599	274	540	386.2	7,590	155	192
<b>California Total:</b>				<b>5,470</b>	<b>39,107,789</b>	<b>23</b>	<b>297,376</b>	<b>2,455</b>	<b>8,041,504</b>	<b>902,435</b>	<b>909,176</b>	<b>13,333.7</b>	<b>27,447</b>	<b>4,367</b>	<b>10,591</b>
<b>Colorado</b>															
* Buckley AFB		Army Guard	Aurora	11	177,789	0	0	0	0	16	16	42.4	720	109	14
* Firestone		Army Guard	Longmont	4	81,510	0	0	0	0	11	11	17.0	169	35	47
Fort Carson	R	Army Active	Colorado Springs	708	8,747,496	2	915	1,777	4,280,968	137,404	137,412	3,524.5	14,026	1,775	3,490
Joe P Martinez USARC/AMSA #100		Army Reserve	Denver	3	82,127	0	0	0	0	20	20	19.2	362	27	4
Pinon Canyon		Army Active	Trinidad	22	64,155	0	0	0	0	235,900	235,900	120.3	0	6	0
Pueblo Chemical Depot		Army Active	Pueblo	1,126	6,086,171	0	0	0	0	23,121	23,121	1,594.3	2	224	538
Rocky Mountain Arsenal		Army Active	Commerce City	35	405,297	0	0	0	0	11,041	11,425	213.9	0	9	345
William T. Fitzsimons USARC		Army Reserve	Aurora	4	135,173	0	0	0	0	21	21	32.3	883	13	0
<b>** OTHER SITE(S): 17</b>				6	82,885	7	113,102	0	0	269	340	43.5	1,496	31	33
<b>Colorado Total:</b>				<b>1,919</b>	<b>15,862,603</b>	<b>9</b>	<b>114,017</b>	<b>1,777</b>	<b>4,280,968</b>	<b>407,803</b>	<b>408,265</b>	<b>5,607.2</b>	<b>17,658</b>	<b>2,229</b>	<b>4,471</b>
<b>Connecticut</b>															
* AASF		Army Guard	Windsor Locks	16	185,574	0	0	0	0	0	32	63.7	24	0	1
Berry-Rosenblatt AFRC		Army Reserve	Hartford	2	163,763	0	0	0	0	12	12	38.7	677	16	0
BG John W Middleton USARC		Army Reserve	East Windsor Hill	5	66,120	0	0	0	0	16	16	21.3	193	6	0
* Newtown Military Reservation		Army Guard	Newtown	0	0	2	53,771	0	0	0	95	12.3	6	0	0
Stratford Army Engine Plant		Army Active	Stratford	42	1,616,856	0	0	0	0	124	124	368.9	0	0	93
<b>** OTHER SITE(S): 8</b>				12	150,761	7	48,502	0	0	44	51	49.9	1,096	47	0
<b>Connecticut Total:</b>				<b>77</b>	<b>2,183,074</b>	<b>9</b>	<b>102,273</b>	<b>0</b>	<b>0</b>	<b>197</b>	<b>330</b>	<b>554.8</b>	<b>1,996</b>	<b>69</b>	<b>94</b>
<b>Delaware</b>															
* River Road Training Site		Army Guard	New Castle	33	162,736	0	0	0	0	227	227	26.8	79	76	9
<b>** OTHER SITE(S): 3</b>				15	90,822	0	0	0	0	18	18	20.6	556	15	0
<b>Delaware Total:</b>				<b>48</b>	<b>253,558</b>	<b>0</b>	<b>0</b>	<b>0</b>	<b>0</b>	<b>245</b>	<b>245</b>	<b>47.4</b>	<b>635</b>	<b>91</b>	<b>9</b>
<b>District of Columbia</b>															
Fort Lesley J McNair		Army Active	Washington, DC	59	1,086,162	0	0	0	0	107	107	246.3	766	563	220
Walter Reed AMC Main Post	R	Army Active	Washington, DC	50	4,574,643	0	0	9	43,488	113	113	1,462.2	2,980	2,810	2,416

\* Sites having assets that are Federally funded (e.g., owned, lease, licence, permit) and State-owned interest.

\*\* US Locations that do not meet criteria of at least ten (10) Acres AND at least \$10M PRV. US Territories and Non-US Locations that do not meet criteria of at least ten (10) Acres OR at least \$10M PRV.



**DEPARTMENT OF DEFENSE - Army**  
**Base Structure Report - As of 30 Sep 2006**

SITE	BRAC 2005	COMPONENT	NAME NEAREST CITY	BUILDINGS						ACRES OWNED	TOTAL ACRES	PRV (\$M)	MIL	CIV	OTHER
				OWNED		LEASED		OTHER							
				COUNT	SQFT	COUNT	SQFT	COUNT	SQFT						
<b>** OTHER SITE(S): 2</b>				10	81,153	0	0	0	0	16	16	12.2	379	29	0
<b>District of Columbia Total:</b>				<b>119</b>	<b>5,741,958</b>	<b>0</b>	<b>0</b>	<b>9</b>	<b>43,488</b>	<b>236</b>	<b>236</b>	<b>1,720.7</b>	<b>4,125</b>	<b>3,402</b>	<b>2,636</b>
<b>Florida</b>															
Destin Moreno Point		Army Active	Ft Walton Beach	21	58,872	0	0	0	0	14	14	12.6	0	0	0
LTC Luis E. Martinez USARC		Army Reserve	Miami	2	82,716	0	0	0	0	28	28	16.4	763	7	2
Orlando ASF 49		Army Reserve	Taft	3	28,813	0	0	0	0	34	34	18.0	0	0	0
Pinellas Park AFRC		Army Reserve	St. Petersburg	5	236,677	0	0	0	0	117	117	42.4	888	5	27
Sp Forces Site Key West		Army Active	Key West	10	75,906	0	0	0	0	0	24	25.5	0	0	0
St. Pete/Clearwater ASF		Army Reserve	Clearwater	3	36,804	0	0	0	0	28	30	11.3	0	0	11
Taft USARC		Army Reserve	Orlando	5	168,872	0	0	0	0	40	43	29.3	799	8	9
U.S. Army Garrison-Miami		Army Active	Miami	0	0	0	0	7	227,485	0	34	37.7	396	390	678
<b>** OTHER SITE(S): 32</b>				64	676,999	1	24,418	12	58,239	438	526	142.6	5,166	167	15
<b>Florida Total:</b>				<b>113</b>	<b>1,365,659</b>	<b>1</b>	<b>24,418</b>	<b>19</b>	<b>285,724</b>	<b>699</b>	<b>851</b>	<b>335.7</b>	<b>8,012</b>	<b>577</b>	<b>742</b>
<b>Georgia</b>															
Army Recr Area Lake Allatoona		Army Active	Marietta	29	36,399	0	0	0	0	85	85	10.3	0	0	0
Dahlonega		Army Active	Dahlonega	51	136,172	0	0	0	0	0	289	30.1	325	5	33
Decatur USARC		Army Reserve	Decatur	1	85,680	0	0	0	0	11	11	15.1	1,008	22	1
* Dobbins ARB		Army Guard	Marietta	5	100,905	0	0	0	0	22	22	23.4	574	215	7
Dobbins USARC/ASF		Army Reserve	Marietta	0	0	0	0	5	42,728	0	24	10.1	87	7	9
Fort Benning	R	Army Active	Columbus	1,254	13,733,166	0	0	1,911	6,827,656	169,327	171,873	4,997.8	28,474	2,454	7,797
Fort Gillem	C	Army Active	Forest Park	149	5,636,775	1	4,720	8	22,043	1,531	1,531	879.2	2,418	557	1,472
Fort Gordon		Army Active	Augusta	603	7,764,337	0	0	464	1,439,785	55,597	55,597	2,034.9	11,862	2,129	4,995
Fort Gordon Recreation Area		Army Active	Augusta	14	19,511	0	0	0	0	0	909	13.0	0	0	0
Fort McPherson	C	Army Active	Atlanta	219	2,200,899	0	0	3	4,385	487	487	447.2	2,216	1,749	2,394
Fort Stewart		Army Active	Hinesville	1,580	8,570,643	8	14,825	1,083	5,663,933	279,270	279,271	3,005.9	16,284	1,705	4,269
Hunter Army Airfield		Army Active	Savannah	429	3,292,279	0	0	376	1,058,536	5,653	5,653	1,177.2	5,468	321	1,356
* VTS Catoosa		Army Guard	Tunnel Hill	36	77,326	0	0	0	0	1,627	1,627	22.4	0	0	671
<b>** OTHER SITE(S): 21</b>				35	376,981	4	66,753	41	76,560	360	373	91.1	2,773	119	75
<b>Georgia Total:</b>				<b>4,405</b>	<b>42,031,073</b>	<b>13</b>	<b>86,298</b>	<b>3,891</b>	<b>15,135,626</b>	<b>513,971</b>	<b>517,752</b>	<b>12,757.7</b>	<b>71,489</b>	<b>9,283</b>	<b>23,079</b>

\* Sites having assets that are Federally funded (e.g., owned, lease, licence, permit) and State-owned interest.

\*\* US Locations that do not meet criteria of at least ten (10) Acres AND at least \$10M PRV. US Territories and Non-US Locations that do not meet criteria of at least ten (10) Acres OR at least \$10M PRV.

**DEPARTMENT OF DEFENSE - Army**  
**Base Structure Report - As of 30 Sep 2006**

SITE	BRAC 2005	COMPONENT	NAME NEAREST CITY	BUILDINGS						ACRES OWNED	TOTAL ACRES	PRV (\$M)	MIL	CIV	OTHER
				OWNED		LEASED		OTHER							
				COUNT	SQFT	COUNT	SQFT	COUNT	SQFT						
<b>Guam</b>															
* Ft Juan Muna		Army Guard	Barrigada	37	94,259	0	0	0	0	15	15	41.5	103	0	20
Guam US Army Reserve Center		Army Reserve	Agana	6	59,936	0	0	0	0	0	20	35.5	463	8	0
* Gung Barrigada Complex		Army Guard	Inarajan	5	111,394	0	0	0	0	51	51	70.3	753	0	7
<b>Guam Total:</b>				<b>48</b>	<b>265,589</b>	<b>0</b>	<b>0</b>	<b>0</b>	<b>0</b>	<b>66</b>	<b>86</b>	<b>147.4</b>	<b>1,319</b>	<b>8</b>	<b>27</b>
<b>Hawaii</b>															
Aliamanu Military Reservation		Army Active	Honolulu	102	279,501	0	0	1,032	4,254,426	592	603	864.6	7	36	94
Dillingham Mil Res		Army Active	Wahiawa	5	4,176	0	0	0	0	664	664	48.1	0	0	40
Fort De Russy		Army Active	Honolulu	9	783,763	0	0	0	0	73	73	208.7	0	4	999
Fort Shafter		Army Active	Honolulu	133	1,640,004	0	0	223	861,601	590	590	789.7	3,392	1,280	1,311
Fort Shafter (Waianae)		Army Active	Waianae	46	47,458	1	637	0	0	0	14	18.4	0	0	35
Helemano Military Reservation		Army Active	Wahiawa	23	229,225	0	0	216	1,556,062	0	290	458.6	72	19	64
Kahuku Tng Area		Army Active	Kahuku	16	22,460	0	0	0	0	8,330	9,480	28.5	0	0	1
* Kalaeloa		Army Guard	Kapolei	31	474,678	0	0	0	0	147	147	194.2	1,091	65	181
Kilauea Mil Reserve		Army Active	Kilauea	89	152,237	0	0	0	0	17	72	65.3	0	8	76
Kipapa Ammo Storage Site		Army Active	Waipahu	70	179,462	0	0	0	0	401	401	69.5	0	0	0
Makua Mil Reserve		Army Active	Waianae	4	4,873	0	0	0	0	3,406	4,195	18.3	0	0	0
Pohakuloa Training Area		Army Active	Hilo	168	280,386	0	0	5	567	108,831	131,866	269.7	12	105	107
Pupukea Paalaa Uka Mil Road		Army Active	Wahiawa							109	109	10.8	0	0	0
* Regional Training Institute		Army Guard	Waimanalo	7	75,951	0	0	0	0	48	48	62.5	91	3	3
Schofield Bks Mil Reserve		Army Active	Wahiawa	471	6,198,398	0	0	1,508	6,524,309	15,600	18,676	4,032.7	11,778	1,051	2,797
Signal Cable Trunking System		Army Active	Honolulu	43	9,071	0	0	0	0	201	201	82.8	0	0	0
Tripler AMC		Army Active	Honolulu	41	1,877,875	0	0	88	341,926	367	367	1,167.3	1,442	1,399	1,599
* TS Waiawa Gulch		Army Guard	Wahiawa	14	124,427	0	0	0	0	19	19	23.8	319	19	3
USA Field Station Kunia		Army Active	Wahiawa	9	272,040	0	0	0	0	89	95	126.0	13	0	141
Waikakalaua Ammo Stor Tunnels		Army Active	Mililani	49	104,236	0	0	0	0	314	314	42.6	0	0	0
Wheeler Army Airfield		Army Active	Wahiawa	169	1,240,363	0	0	339	1,093,179	1,370	1,370	963.8	2,964	382	695
<b>** OTHER SITE(S): 8</b>				<b>20</b>	<b>89,892</b>	<b>0</b>	<b>0</b>	<b>0</b>	<b>0</b>	<b>42</b>	<b>23,403</b>	<b>39.9</b>	<b>602</b>	<b>16</b>	<b>18</b>
<b>Hawaii Total:</b>				<b>1,519</b>	<b>14,090,476</b>	<b>1</b>	<b>637</b>	<b>3,411</b>	<b>14,632,070</b>	<b>141,210</b>	<b>192,996</b>	<b>9,585.8</b>	<b>21,783</b>	<b>4,387</b>	<b>8,164</b>

\* Sites having assets that are Federally funded (e.g., owned, lease, licence, permit) and State-owned interest.

\*\* US Locations that do not meet criteria of at least ten (10) Acres AND at least \$10M PRV. US Territories and Non-US Locations that do not meet criteria of at least ten (10) Acres OR at least \$10M PRV.

**DEPARTMENT OF DEFENSE - Army**  
**Base Structure Report - As of 30 Sep 2006**

SITE	BRAC 2005	COMPONENT	NAME NEAREST CITY	BUILDINGS						ACRES OWNED	TOTAL ACRES	PRV (\$M)	MIL	CIV	OTHER
				OWNED		LEASED		OTHER							
				COUNT	SQFT	COUNT	SQFT	COUNT	SQFT						
<b>Idaho</b>															
* Edgemoade TS Mtn Home		Army Guard	Mountain Home	11	60,986	0	0	0	0	151	151	13.4	52	0	0
* Gowen Field Boise		Army Guard	Boise	119	1,029,774	0	0	3	17,564	211	211	312.7	1,639	430	209
* Orchard Range TS Boise		Army Guard	Boise	31	51,729	0	0	8	10,325	0	138,551	94.2	0	0	0
** OTHER SITE(S): 15				22	125,701	1	100	3	71,598	1,142	2,049	51.2	660	22	6
<b>Idaho Total:</b>				<b>183</b>	<b>1,268,190</b>	<b>1</b>	<b>100</b>	<b>14</b>	<b>99,487</b>	<b>1,504</b>	<b>140,961</b>	<b>471.6</b>	<b>2,351</b>	<b>452</b>	<b>215</b>
<b>Illinois</b>															
Charles Melvin Price Spt Ctr		Army Active	Granite City	9	349,219	0	0	3	3,641	136	136	49.8	356	4	0
Col P. Schulstad USARC		Army Reserve	Arlington Hts	8	231,959	0	0	0	0	48	48	67.4	845	29	154
Fort Dearborn USARC O'Hare		Army Reserve	Chicago	2	37,987	0	0	0	0	16	16	11.3	0	0	0
Future MCAR Project		Army Reserve	Granite City	21	155,760	0	0	0	0	42	42	36.9	0	0	0
Joliet AAP Elwood		Army Active	Elwood	449	1,639,285	0	0	0	0	657	657	471.0	0	0	0
Joliet AAP Kankakee		Army Active	Kankakee	34	157,438	0	0	0	0	1,068	1,068	38.4	0	0	0
* N Riverside (NG Maint Center)		Army Guard	North Riverside	18	184,734	0	0	0	0	21	21	30.5	532	62	7
North Shore Mem USARC		Army Reserve	Lake Forest	4	47,096	0	0	0	0	14	14	13.3	342	10	0
Parkhurst USARC/OMS/DS		Army Reserve	Argonne	2	87,595	0	0	0	0	13	13	23.7	483	25	0
* Peoria AASF #3		Army Guard	Peoria	0	0	0	0	18	130,235	0	46	43.2	455	36	0
Rock Island Arsenal	R	Army Active	Rock Island	181	6,601,890	0	0	1	48,068	870	870	1,303.9	135	4,454	1,618
Savanna Depot Act		Army Active	Clinton	798	3,338,209	0	0	0	0	8,826	8,826	832.2	0	4	2
Sheridan Reserve Complex	R	Army Reserve	Highland Park	37	462,145	0	0	0	0	90	90	109.1	1,695	71	52
USAR Joliet Outdr Tng (Elwood)		Army Reserve	Joliet	16	38,189	0	0	0	0	3,585	3,585	15.3	116	0	0
** OTHER SITE(S): 30				58	517,799	5	107,570	0	0	140	429	158.1	2,893	126	170
<b>Illinois Total:</b>				<b>1,637</b>	<b>13,849,305</b>	<b>5</b>	<b>107,570</b>	<b>22</b>	<b>181,944</b>	<b>15,527</b>	<b>15,862</b>	<b>3,204.2</b>	<b>7,852</b>	<b>4,821</b>	<b>2,003</b>
<b>Indiana</b>															
(Lyle J. Thompson) USARC		Army Reserve	South Bend	3	57,885	0	0	0	0	0	12	12.3	121	25	0
* Camp Atterbury	C	Army Guard	Edinburg	382	1,295,425	0	0	0	0	33,139	33,139	489.1	1,068	98	342
Evansville AFRC		Army Reserve	Evansville	2	49,521	0	0	0	0	5	10	11.0	195	15	0
Fort Ben Harrison USARC		Army Reserve	Indianapolis	25	280,644	0	0	0	0	138	138	59.2	729	29	12
Fort Benjamin Harrison		Army Active	Indianapolis	2	101,070	2	61,872	0	0	78	78	67.0	0	0	0
Indiana AAP		Army Active	Charlestown	1,211	4,580,923	0	0	0	0	5,310	5,310	1,206.3	0	0	0

\* Sites having assets that are Federally funded (e.g., owned, lease, licence, permit) and State-owned interest.

\*\* US Locations that do not meet criteria of at least ten (10) Acres AND at least \$10M PRV. US Territories and Non-US Locations that do not meet criteria of at least ten (10) Acres OR at least \$10M PRV.

**DEPARTMENT OF DEFENSE - Army**  
**Base Structure Report - As of 30 Sep 2006**

SITE	BRAC 2005	COMPONENT	NAME NEAREST CITY	BUILDINGS						ACRES OWNED	TOTAL ACRES	PRV (\$M)	MIL	CIV	OTHER
				OWNED		LEASED		OTHER							
				COUNT	SQFT	COUNT	SQFT	COUNT	SQFT						
Jefferson Proving Ground		Army Active	Madison	155	345,503	0	0	0	0	52,832	52,832	157.8	11	1	0
Newport Chem Depot	C	Army Active	Newport	255	973,006	0	0	0	0	8,498	8,498	395.3	2	28	1,017
<b>** OTHER SITE(S): 25</b>				32	478,104	8	111,737	1,914	7,295,857	1,082	1,096	2,386.2	3,370	720	6,543
<b>Indiana Total:</b>				<b>2,067</b>	<b>8,162,081</b>	<b>10</b>	<b>173,609</b>	<b>1,914</b>	<b>7,295,857</b>	<b>101,081</b>	<b>101,111</b>	<b>4,784.1</b>	<b>5,496</b>	<b>916</b>	<b>7,914</b>
<b>Iowa</b>															
* Camp Dodge Johnston TS	R	Army Guard	Johnston	32	653,470	1	420	0	0	2,083	28,850	188.4	2,077	403	826
Des Moines Reserve Complex		Army Reserve	Fort Dodge	8	162,152	0	0	0	0	40	40	31.7	951	17	48
Iowa AAP	R	Army Active	Burlington	1,011	4,268,013	0	0	1	1,500	19,011	19,034	1,225.4	1	23	763
<b>** OTHER SITE(S): 29</b>				37	367,961	4	36,540	3	37,350	54	256	96.2	3,666	119	2
<b>Iowa Total:</b>				<b>1,088</b>	<b>5,451,596</b>	<b>5</b>	<b>36,960</b>	<b>4</b>	<b>38,850</b>	<b>21,188</b>	<b>48,180</b>	<b>1,541.7</b>	<b>6,695</b>	<b>562</b>	<b>1,639</b>
<b>Kansas</b>															
Atchison Caves		Army Reserve	Atchison	5	2,585,695	0	0	0	0	127	127	241.8	0	0	0
Fort Leavenworth	R	Army Active	Leavenworth	273	4,323,332	0	0	641	4,313,790	5,637	5,637	1,837.8	3,845	1,553	2,909
Fort Riley	R	Army Active	Junction City	901	8,849,940	1	3,706	1,058	5,952,162	97,115	100,707	3,580.3	13,964	1,861	4,411
Kansas AAP	C	Army Active	Parsons	509	2,204,280	0	0	0	0	13,835	13,835	607.6	0	8	296
New Century USARC/ASF # 37		Army Reserve	Olathe	3	84,786	0	0	0	0	16	18	21.6	195	46	0
* Readiness Ctr/Maint Facility		Army Guard	Manhattan	0	0	1	78,140	0	0	0	10	14.0	376	11	0
* Salina KS Training Center		Army Guard	Salina	0	0	4	105,724	0	0	0	48	22.4	86	0	4
* Salina Smoky Hill Maj Tng Area		Army Guard	Salina	28	15,140	0	0	0	0	0	3,536	10.4	196	1	33
Sunflower AAP		Army Active	De Soto	21	64,811	0	0	0	0	9,122	9,122	90.0	0	0	26
* Topeka Forbes Field		Army Guard	Topeka	4	107,562	0	0	1	11,160	0	30	32.9	445	80	0
Topeka Future		Army Reserve	Topeka	2	47,527	0	0	0	0	12	12	70.1	348	10	0
Wichita USARC	R	Army Reserve	Wichita	3	155,043	0	0	0	0	17	17	28.4	963	160	0
<b>** OTHER SITE(S): 28</b>				40	317,246	10	105,811	0	0	147	235	84.0	2,192	47	5
<b>Kansas Total:</b>				<b>1,789</b>	<b>18,755,362</b>	<b>16</b>	<b>293,381</b>	<b>1,700</b>	<b>10,277,112</b>	<b>126,029</b>	<b>133,334</b>	<b>6,641.4</b>	<b>22,610</b>	<b>3,777</b>	<b>7,684</b>
<b>Kentucky</b>															
Blue Grass Army Depot	R	Army Active	Richmond	1,113	3,926,084	0	0	0	0	14,594	14,594	1,010.2	53	562	481
Brooks-Lawler USARC/AMSA #71		Army Reserve	Newport	7	64,755	0	0	0	0	15	15	13.3	422	23	0
Fort Campbell	R	Army Active	Clarksville	630	7,635,173	0	0	1,008	4,244,929	36,596	36,596	2,809.0	28,756	1,914	6,189

\* Sites having assets that are Federally funded (e.g., owned, lease, licence, permit) and State-owned interest.

\*\* US Locations that do not meet criteria of at least ten (10) Acres AND at least \$10M PRV. US Territories and Non-US Locations that do not meet criteria of at least ten (10) Acres OR at least \$10M PRV.

**DEPARTMENT OF DEFENSE - Army**  
**Base Structure Report - As of 30 Sep 2006**

SITE	BRAC 2005	COMPONENT	NAME NEAREST CITY	BUILDINGS						ACRES OWNED	TOTAL ACRES	PRV (\$M)	MIL	CIV	OTHER
				OWNED		LEASED		OTHER							
				COUNT	SQFT	COUNT	SQFT	COUNT	SQFT						
Fort Knox	R	Army Active	Louisville	2,099	15,355,255	1	4,000	32	168,748	109,111	109,111	3,651.0	14,630	3,228	5,327
Louisville Kentucky	C	Army Reserve	Louisville	6	129,377	1	26,560	0	0	23	23	32.6	943	23	8
<b>** OTHER SITE(S): 29</b>				33	203,161	17	128,885	0	0	1,374	1,699	75.3	3,442	229	156
<b>Kentucky Total:</b>				<b>3,888</b>	<b>27,313,805</b>	<b>19</b>	<b>159,445</b>	<b>1,040</b>	<b>4,413,677</b>	<b>161,714</b>	<b>162,039</b>	<b>7,591.4</b>	<b>48,246</b>	<b>5,979</b>	<b>12,161</b>
<b>Louisiana</b>															
England Authority		Army Active	Alexandria	0	0	23	140,960	0	0	0	247	27.3	0	0	0
Fort Polk		Army Active	Leesville	1,224	8,246,133	3	675,824	1,181	7,064,531	100,110	198,721	3,276.5	8,189	1,492	4,518
Louisiana AAP		Army Active	Shreveport	572	2,573,517	0	0	0	0	1,283	1,283	686.4	0	3	290
<b>** OTHER SITE(S): 25</b>				55	354,427	5	85,400	1	11,800	39	2,268	110.2	4,574	304	1,337
<b>Louisiana Total:</b>				<b>1,851</b>	<b>11,174,077</b>	<b>31</b>	<b>902,184</b>	<b>1,182</b>	<b>7,076,331</b>	<b>101,432</b>	<b>202,519</b>	<b>4,100.3</b>	<b>12,763</b>	<b>1,799</b>	<b>6,145</b>
<b>Maine</b>															
* Bangor TS		Army Guard	Bangor	15	231,556	0	0	1	7,171	174	204	64.5	294	84	8
<b>** OTHER SITE(S): 11</b>				33	168,503	17	17,559	0	0	1,229	712,294	50.5	759	62	0
<b>Maine Total:</b>				<b>48</b>	<b>400,058</b>	<b>17</b>	<b>17,559</b>	<b>1</b>	<b>7,171</b>	<b>1,402</b>	<b>712,498</b>	<b>115.0</b>	<b>1,053</b>	<b>146</b>	<b>8</b>
<b>Maryland</b>															
1Sg Adam S Brandt USARC		Army Reserve	Baltimore	3	52,684	0	0	0	0	27	27	13.0	647	26	0
* Aberdeen Proving Ground	R	Army Active	Aberdeen	2,067	14,643,759	0	0	66	207,340	72,406	72,406	3,463.0	5,982	6,136	5,590
Blossom Point Research Facility		Army Active	Washington, DC	45	69,814	0	0	0	0	1,600	1,600	41.3	0	8	81
Curtis Bay - Baltimore		Army Reserve	Baltimore	3	27,915	0	0	0	0	18	18	59.4	0	0	0
Fort Detrick	R	Army Active	Frederick	191	2,066,775	0	0	310	625,747	1,161	1,161	1,173.3	1,242	1,412	4,953
Fort George G Meade	R	Army Active	Baltimore	285	4,544,213	2	25,600	1,261	4,992,144	5,067	5,068	2,070.2	10,864	3,499	23,029
Fort Ritchie		Army Active	Waynesboro	238	1,311,450	0	0	0	0	591	592	224.6	8	0	0
Jachman USARC		Army Reserve	Towson	3	48,350	0	0	0	0	14	14	11.0	26	1	0
National Geospatial Intelligence Agency	C	Army Active	Brookmont	5	680,169	0	0	0	0	40	40	137.2	0	0	0
* Pvt Henry Costin		Army Guard	Laurel	3	57,497	0	0	0	0	23	23	12.5	161	0	0
USA Adelphi Laboratory Ctr	R	Army Active	Silver Spring	30	1,131,049	0	0	0	0	207	207	267.0	112	822	461
Walter Reed AMC Forest Glen	R	Army Active	Silver Spring	36	1,340,721	0	0	0	0	132	132	401.8	285	278	1,050
<b>** OTHER SITE(S): 22</b>				40	348,986	2	41,318	0	0	188	194	109.8	1,818	30	5

\* Sites having assets that are Federally funded (e.g., owned, lease, licence, permit) and State-owned interest.

\*\* US Locations that do not meet criteria of at least ten (10) Acres AND at least \$10M PRV. US Territories and Non-US Locations that do not meet criteria of at least ten (10) Acres OR at least \$10M PRV.

**DEPARTMENT OF DEFENSE - Army**  
**Base Structure Report - As of 30 Sep 2006**

SITE	BRAC 2005	COMPONENT	NAME NEAREST CITY	BUILDINGS						ACRES OWNED	TOTAL ACRES	PRV (\$M)	MIL	CIV	OTHER
				OWNED		LEASED		OTHER							
				COUNT	SQFT	COUNT	SQFT	COUNT	SQFT						
<b>Maryland Total:</b>				<b>2,949</b>	<b>26,323,382</b>	<b>4</b>	<b>66,918</b>	<b>1,637</b>	<b>5,825,231</b>	<b>81,474</b>	<b>81,481</b>	<b>7,984.0</b>	<b>21,145</b>	<b>12,212</b>	<b>35,169</b>
<b>Massachusetts</b>															
94th RRC HQ USARC	C	Army Reserve	Ayer	1	81,206	0	0	0	0	14	14	19.3	280	60	0
Cpl G M Craig USARC/AMSA 163		Army Reserve	Brockton	2	66,423	0	0	0	0	14	14	16.8	129	18	0
Devens Reserve Forces Tng Area	R	Army Reserve	Ayer	124	1,501,596	0	0	0	0	5,226	5,226	382.0	2,272	280	40
George Hampden Crossman USARC		Army Reserve	Taunton	2	68,517	0	0	0	0	10	10	16.5	167	1	0
* MTA Camp Edwards		Army Guard	Sandwich	229	961,979	0	0	0	0	14,712	14,712	264.8	372	48	139
* Rehoboth-TS Nike 19 COE #25326		Army Guard	Attleboro	10	52,486	0	0	0	0	15	15	10.8	108	0	0
Soldier Systems Center	R	Army Active	Natick	74	847,619	1	3,796	0	0	78	78	219.3	91	811	691
South Boston Support Activity		Army Reserve	Boston	2	583,529	0	0	0	0	11	11	131.9	321	30	937
SSC Hudson Housing		Army Active	Hudson	14	50,153	0	0	0	0	134	134	11.2	0	0	0
Westover AFRC	C	Army Reserve	Chicopee	2	52,477	0	0	0	0	12	24	51.0	197	9	0
** OTHER SITE(S): 17				76	381,697	0	0	6	158,097	66	69	136.4	1,603	22	0
<b>Massachusetts Total:</b>				<b>536</b>	<b>4,647,682</b>	<b>1</b>	<b>3,796</b>	<b>6</b>	<b>158,097</b>	<b>20,292</b>	<b>20,306</b>	<b>1,260.0</b>	<b>5,540</b>	<b>1,279</b>	<b>1,807</b>
<b>Michigan</b>															
1Lt Robert L Poxon USARC		Army Reserve	Southfield	7	94,297	0	0	0	0	26	26	24.1	309	8	2
* CTC Fort Custer Trng Center	R	Army Guard	Battle Creek	127	499,633	0	0	0	0	7,570	7,570	170.3	450	13	41
Detroit Arsenal	R	Army Active	Detroit	36	1,590,349	2	7,954	2	21,001	170	170	460.0	140	3,393	1,507
Dr Mary E Walker Mem USARC		Army Reserve	Walker	2	72,040	0	0	0	0	14	14	18.8	223	6	1
* Grayling Airfield		Army Guard	Grayling	44	140,223	0	0	0	0	795	875	100.2	0	0	0
Sebille Manor FH Michigan		Army Active	Mount Clemens	223	636,533	0	0	0	0	103	103	105.7	0	0	0
US Army Garrison Selfridge	C	Army Active	Mount Clemens	1	800	0	0	177	1,114,903	0	520	282.3	173	66	490
** OTHER SITE(S): 21				36	590,071	2	52,537	0	0	106	174	160.9	3,057	203	105
<b>Michigan Total:</b>				<b>476</b>	<b>3,623,946</b>	<b>4</b>	<b>60,491</b>	<b>179</b>	<b>1,135,904</b>	<b>8,783</b>	<b>9,452</b>	<b>1,322.2</b>	<b>4,352</b>	<b>3,689</b>	<b>2,146</b>
<b>Minnesota</b>															
* Arden Hills Army Training Site		Army Guard	Arden Hills	57	137,591	0	0	0	0	1,496	1,496	33.8	0	33	0
Arden Hills USARC		Army Reserve	New Brighton	3	143,090	0	0	0	0	54	54	28.2	596	38	4
Fort Snelling USARC/AMSA	R	Army Reserve	Minneapolis	6	269,784	0	0	0	0	48	48	65.5	1,611	156	52
Twin Cities AAP		Army Active	New Brighton	109	2,843,756	0	0	2	1,072	677	677	707.2	577	8	292

\* Sites having assets that are Federally funded (e.g., owned, lease, licence, permit) and State-owned interest.

\*\* US Locations that do not meet criteria of at least ten (10) Acres AND at least \$10M PRV. US Territories and Non-US Locations that do not meet criteria of at least ten (10) Acres OR at least \$10M PRV.

**DEPARTMENT OF DEFENSE - Army**  
**Base Structure Report - As of 30 Sep 2006**

SITE	BRAC 2005	COMPONENT	NAME NEAREST CITY	BUILDINGS						ACRES OWNED	TOTAL ACRES	PRV (\$M)	MIL	CIV	OTHER
				OWNED		LEASED		OTHER							
				COUNT	SQFT	COUNT	SQFT	COUNT	SQFT						
<b>** OTHER SITE(S): 41</b>				30	247,857	2	26,987	0	0	72	3,403	73.9	5,738	298	367
<b>Minnesota Total:</b>				<b>205</b>	<b>3,642,078</b>	<b>2</b>	<b>26,987</b>	<b>2</b>	<b>1,072</b>	<b>2,348</b>	<b>5,679</b>	<b>908.6</b>	<b>8,522</b>	<b>533</b>	<b>715</b>
<b>Mississippi</b>															
BG George A Morris USARC		Army Reserve	Vicksburg	2	75,625	0	0	0	0	13	13	13.7	228	14	1
* CTA Camp McCain		Army Guard	Elliott	105	369,299	0	0	0	0	12,881	12,881	112.2	240	65	73
Mississippi AAP	C	Army Active	Picayune	112	1,660,562	0	0	0	0	0	4,214	352.1	0	3	35
* MTA Camp Shelby		Army Guard	Hattiesburg	41	284,916	1	13	0	0	200	125,711	65.6	1,387	266	1,773
<b>** OTHER SITE(S): 91</b>				36	377,306	3	46,754	0	0	91	699	86.6	8,576	308	61
<b>Mississippi Total:</b>				<b>296</b>	<b>2,767,708</b>	<b>4</b>	<b>46,767</b>	<b>0</b>	<b>0</b>	<b>13,184</b>	<b>143,518</b>	<b>630.2</b>	<b>10,431</b>	<b>656</b>	<b>1,943</b>
<b>Missouri</b>															
Belton USARC/AMSA #57		Army Reserve	Belton	2	9,865	0	0	1	48,296	195	195	11.3	580	32	0
Fort Leonard Wood	R	Army Active	Waynesville	1,199	9,864,416	16	93,055	1,091	3,545,618	53,239	62,911	3,466.2	22,784	2,397	3,967
Lake City AAP		Army Active	Lake City	421	3,174,442	0	0	8	2,299	3,959	3,959	909.3	1	24	3,357
Lake of the Ozarks Recreation		Army Active	Camdenton	19	17,971	0	0	0	0	0	359	21.6	0	0	0
* MTA Camp Clark Nevada		Army Guard	Nevada	184	229,906	0	0	0	0	615	615	76.0	40	8	29
* MTA Camp Crowder Neosho		Army Guard	Joplin	64	191,012	0	0	0	0	4,362	4,362	82.2	0	12	33
Springfield AFRC/AMSA #54		Army Reserve	Springfield	4	81,899	0	0	0	0	18	18	17.2	196	4	0
St Louis #3/Sverdrup USARC		Army Reserve	St. Louis	3	107,973	0	0	0	0	21	21	22.4	699	49	0
St Louis #4/Ord Plant		Army Reserve	St. Louis	41	82,087	0	0	0	0	17	17	26.6	0	0	0
St Louis AAP		Army Active	St. Louis	9	137,092	0	0	0	0	18	18	22.6	0	0	0
St. Charles USARC		Army Reserve	Weldon Spring	19	132,927	0	0	0	0	1,656	1,656	34.2	0	0	0
* Whiteman AFB Knob Noster		Army Guard	Knob Noster	5	80,544	0	0	0	0	18	18	19.1	307	38	0
<b>** OTHER SITE(S): 30</b>				22	250,126	29	291,838	1	6,142	50	132	112.0	3,868	139	56
<b>Missouri Total:</b>				<b>1,992</b>	<b>14,360,260</b>	<b>45</b>	<b>384,893</b>	<b>1,101</b>	<b>3,602,355</b>	<b>64,168</b>	<b>74,281</b>	<b>4,820.8</b>	<b>28,475</b>	<b>2,703</b>	<b>7,442</b>
<b>Montana</b>															
* Ft Missoula - FMS 02		Army Guard	Missoula	9	35,444	0	0	3	41,545	14	14	13.7	0	4	0
* Helena Aviation RC- AASF- C12		Army Guard	Helena	0	0	6	213,392	0	0	0	60	84.7	467	0	25
* MTA Ft Wm Henry Harrison		Army Guard	Helena	111	721,056	0	0	0	0	3,011	6,366	180.8	704	306	163
* MTA Limestone Hills		Army Guard	Townsend	0	0	0	0	3	9,192	0	18,720	35.8	0	0	0

\* Sites having assets that are Federally funded (e.g., owned, lease, licence, permit) and State-owned interest.

\*\* US Locations that do not meet criteria of at least ten (10) Acres AND at least \$10M PRV. US Territories and Non-US Locations that do not meet criteria of at least ten (10) Acres OR at least \$10M PRV.

**DEPARTMENT OF DEFENSE - Army**  
**Base Structure Report - As of 30 Sep 2006**

SITE	BRAC 2005	COMPONENT	NAME NEAREST CITY	BUILDINGS						ACRES OWNED	TOTAL ACRES	PRV (\$M)	MIL	CIV	OTHER
				OWNED		LEASED		OTHER							
				COUNT	SQFT	COUNT	SQFT	COUNT	SQFT						
Sgt Ernest Veuve Hall/AMSA #75	C	Army Reserve	Missoula	5	65,353	0	0	0	0	16	16	14.9	220	6	4
<b>** OTHER SITE(S): 13</b>				18	143,221	3	29,700	0	0	49	4,894	42.8	344	24	146
<b>Montana Total:</b>				<b>143</b>	<b>965,074</b>	<b>9</b>	<b>243,092</b>	<b>6</b>	<b>50,737</b>	<b>3,089</b>	<b>30,070</b>	<b>372.7</b>	<b>1,735</b>	<b>340</b>	<b>338</b>
<b>Nebraska</b>															
* Camp Ashland TS		Army Guard	Ashland	50	201,358	0	0	0	0	980	980	46.7	283	11	18
Cornhusker AAP		Army Active	Grand Island	31	124,980	2	3,000	0	0	2,918	2,963	99.6	0	1	0
* Greenleaf TS/UTES 01	R	Army Guard	Hastings	127	271,118	0	0	0	0	3,211	3,211	73.2	15	7	4
* Lincoln AASF/Readiness Center		Army Guard	Lincoln	0	0	0	0	14	223,917	0	44	51.0	1,060	40	2
Lincoln USARC #2		Army Reserve	Lincoln	3	55,732	0	0	0	0	10	10	11.0	504	8	0
* Mead TS/FMS 06/UTES 02		Army Guard	Mead	8	88,427	0	0	0	0	1,197	1,514	21.2	1	19	0
<b>** OTHER SITE(S): 15</b>				20	222,545	9	98,512	0	0	981	1,022	64.4	1,587	69	1
<b>Nebraska Total:</b>				<b>239</b>	<b>964,160</b>	<b>11</b>	<b>101,512</b>	<b>14</b>	<b>223,917</b>	<b>9,296</b>	<b>9,743</b>	<b>367.2</b>	<b>3,450</b>	<b>155</b>	<b>25</b>
<b>Nevada</b>															
Hawthorne Army Depot		Army Active	Hawthorne	2,510	9,690,655	0	0	0	0	147,236	147,236	3,691.6	1	30	447
Nellis AFB		Army Reserve	Las Vegas	3	82,549	0	0	0	0	0	22	49.8	179	3	0
<b>** OTHER SITE(S): 5</b>				11	67,385	1	3,234	0	0	9	404	19.5	374	4	9
<b>Nevada Total:</b>				<b>2,524</b>	<b>9,840,589</b>	<b>1</b>	<b>3,234</b>	<b>0</b>	<b>0</b>	<b>147,245</b>	<b>147,662</b>	<b>3,760.9</b>	<b>554</b>	<b>37</b>	<b>456</b>
<b>New Hampshire</b>															
AFRC Londonderry		Army Reserve	Manchester	3	135,079	0	0	0	0	16	49	33.0	777	41	3
Somersworth USARC		Army Reserve	Somersworth	3	56,045	0	0	0	0	15	15	17.6	143	2	0
<b>** OTHER SITE(S): 8</b>				10	71,833	3	26,877	0	0	12	176	21.9	912	165	45
<b>New Hampshire Total:</b>				<b>16</b>	<b>262,957</b>	<b>3</b>	<b>26,877</b>	<b>0</b>	<b>0</b>	<b>43</b>	<b>240</b>	<b>72.5</b>	<b>1,832</b>	<b>208</b>	<b>48</b>
<b>New Jersey</b>															
Caven Point USARC		Army Reserve	Jersey City	9	72,733	0	0	0	0	27	27	25.1	475	3	0
Fort Dix	R	Army Reserve	Trenton	1,056	5,841,470	0	0	15	52,789	30,639	30,639	2,185.2	2,888	1,009	2,214
Fort Monmouth Evans	C	Army Active	Belmar	85	375,062	0	0	0	0	253	253	89.8	0	0	0
Fort Monmouth Main Post	C	Army Active	Red Bank	432	5,083,830	2	594,246	2	7,900	1,126	1,126	1,283.5	469	4,578	3,878
Pedricktown Support Facility		Army Reserve	Pedricktown	45	253,003	0	0	0	0	39	39	57.8	0	0	0
Picatinny Arsenal	R	Army Active	Picatinny	746	3,708,574	0	0	64	206,264	6,493	6,493	1,396.2	416	2,711	1,410

\* Sites having assets that are Federally funded (e.g., owned, lease, licence, permit) and State-owned interest.

\*\* US Locations that do not meet criteria of at least ten (10) Acres AND at least \$10M PRV. US Territories and Non-US Locations that do not meet criteria of at least ten (10) Acres OR at least \$10M PRV.



**DEPARTMENT OF DEFENSE - Army**  
**Base Structure Report - As of 30 Sep 2006**

SITE	BRAC 2005	COMPONENT	NAME NEAREST CITY	BUILDINGS						ACRES OWNED	TOTAL ACRES	PRV (\$M)	MIL	CIV	OTHER
				OWNED		LEASED		OTHER							
				COUNT	SQFT	COUNT	SQFT	COUNT	SQFT						
Sgt J.W. Joyce Kilmer USARC	C	Army Reserve	New Brunswick	3	97,395	0	0	0	0	24	24	23.5	415	47	10
* Warren Grove TS		Army Guard	Warren Grove	2	12,174	0	0	0	0	57	57	11.5	0	0	0
<b>** OTHER SITE(S): 9</b>				16	480,249	0	0	0	0	45	60	119.3	1,759	81	2
<b>New Jersey Total:</b>				<b>2,394</b>	<b>15,924,490</b>	<b>2</b>	<b>594,246</b>	<b>81</b>	<b>266,953</b>	<b>38,702</b>	<b>38,717</b>	<b>5,191.8</b>	<b>6,422</b>	<b>8,429</b>	<b>7,514</b>
<b><u>New Mexico</u></b>															
Fort Bliss AAA Ranges	C	Army Active	Dona Ana Range Camp	400	1,040,856	0	0	11	3,981	977,394	995,404	808.9	116	41	12
Fort Wingate Depot Activity		Army Active	Gallup	827	1,922,016	0	0	0	0	16,691	16,691	623.5	0	0	16
Jenkins AFRC	C	Army Reserve	Albuquerque	9	108,769	0	0	0	0	0	12	25.4	1,052	18	0
White Sands Missile Range		Army Active	Las Cruces	1,144	4,491,003	0	0	497	800,052	2,281,659	3,624,078	2,350.0	328	1,937	2,789
<b>** OTHER SITE(S): 13</b>				25	85,566	7	29,200	0	0	17,084	17,100	25.7	828	14	344
<b>New Mexico Total:</b>				<b>2,405</b>	<b>7,648,210</b>	<b>7</b>	<b>29,200</b>	<b>508</b>	<b>804,033</b>	<b>3,292,827</b>	<b>4,653,285</b>	<b>3,833.4</b>	<b>2,324</b>	<b>2,010</b>	<b>3,161</b>
<b><u>New York</u></b>															
Amityville AFRC	C	Army Reserve	Amityville	7	63,708	0	0	0	0	15	15	19.4	535	3	1
CW2 Kerry P. Hein USARC		Army Reserve	New York City	9	70,915	0	0	0	0	23	23	30.9	395	3	0
Ernie Pyle USARC/AMSA #12	R	Army Reserve	New York City	10	305,695	0	0	0	0	36	36	90.1	2,222	177	24
Floyd Wet Site		Army Reserve	Rome	5	10,666	0	0	0	0	51	51	20.0	0	0	0
Fort Drum		Army Active	Montauk	1,263	8,415,751	650	3,327,872	780	4,147,685	107,472	107,855	3,360.4	16,792	1,604	2,308
Fort Hamilton	R	Army Active	New York City	52	959,759	0	0	25	534,949	211	211	380.0	795	309	545
Hancock Army Complex		Army Active	Syracuse	4	208,142	0	0	0	0	12	12	44.7	0	0	0
* Hancock Field RC OMS 5		Army Guard	Syracuse	5	114,423	0	0	0	0	30	30	24.1	261	1	4
MAJ D W Holleder USARC		Army Reserve	Webster	3	65,495	0	0	0	0	12	12	15.3	358	6	0
* NG Rochester CSMS C		Army Guard	Rochester	7	75,405	0	0	0	0	10	10	15.3	0	0	0
* NG Youngstown Tng Site		Army Guard	Youngstown	44	66,288	0	0	0	0	860	860	26.2	0	0	0
Niagara Falls AFRC	C	Army Reserve	Niagara Falls	13	179,623	0	0	0	0	22	22	34.0	397	22	0
Orangeburg USARC		Army Reserve	Nyack	7	46,334	0	0	0	0	306	306	18.2	324	4	1
Seneca Army Depot Activity		Army Active	Geneva	97	2,754,791	0	0	0	0	1,381	1,381	529.7	0	0	0
Sgt Horace D Bradt USARC		Army Reserve	Schenectady	5	54,334	0	0	0	0	12	12	13.3	364	13	0
SSG Frederick J. III Jr. USARC		Army Reserve	Bullville	6	41,749	0	0	0	0	153	153	10.4	144	2	0
Staten Island USARC		Army Reserve	New York City	5	122,732	0	0	0	0	14	14	35.5	530	18	1
Stewart Annex	R	Army Active	Newburgh	4	68,493	0	0	0	0	10	10	35.5	11	1	2

\* Sites having assets that are Federally funded (e.g., owned, lease, licence, permit) and State-owned interest.

\*\* US Locations that do not meet criteria of at least ten (10) Acres AND at least \$10M PRV. US Territories and Non-US Locations that do not meet criteria of at least ten (10) Acres OR at least \$10M PRV.

**DEPARTMENT OF DEFENSE - Army**  
**Base Structure Report - As of 30 Sep 2006**

SITE	BRAC 2005	COMPONENT	NAME NEAREST CITY	BUILDINGS						ACRES OWNED	TOTAL ACRES	PRV (\$M)	MIL	CIV	OTHER
				OWNED		LEASED		OTHER							
				COUNT	SQFT	COUNT	SQFT	COUNT	SQFT						
Stewart Newburgh USARC	C	Army Reserve	New Windsor	15	117,651	0	0	0	0	40	40	37.3	159	10	0
Tappan USARC		Army Reserve	Tappan	9	33,482	0	0	0	0	15	15	16.5	0	0	0
Watervliet Arsenal	R	Army Active	Watervliet	66	2,116,163	0	0	0	0	143	143	436.4	141	717	338
West Point Mil Reservation	R	Army Active	West Point	969	9,816,021	1	19,054	2	37,600	16,239	16,239	2,945.1	6,011	2,214	2,332
<b>** OTHER SITE(S): 33</b>				88	979,354	2	105,130	0	0	138	187	241.5	4,390	174	0
<b>New York Total:</b>				<b>2,693</b>	<b>26,686,974</b>	<b>653</b>	<b>3,452,056</b>	<b>807</b>	<b>4,720,234</b>	<b>127,206</b>	<b>127,639</b>	<b>8,379.9</b>	<b>33,829</b>	<b>5,278</b>	<b>5,556</b>
<b><u>North Carolina</u></b>															
Camp Mackall		Army Active	Hoffman	78	154,035	0	0	0	0	7,917	63,197	91.2	0	0	0
Fort Bragg	R	Army Active	Fayetteville	2,084	24,488,178	253	660,120	2,980	7,875,909	152,852	206,922	7,198.1	45,608	4,470	9,257
Greenville USARC		Army Reserve	Winterville	3	94,044	0	0	0	0	15	15	17.0	472	17	1
Military Ocean Tml Sunny Poin		Army Active	Wilmington	83	234,326	0	0	0	0	16,324	16,324	523.7	10	238	229
<b>** OTHER SITE(S): 45</b>				91	647,139	7	354,931	3	16,372	200	1,247,798	159.7	3,032	183	21
<b>North Carolina Total:</b>				<b>2,339</b>	<b>25,617,722</b>	<b>260</b>	<b>1,015,051</b>	<b>2,983</b>	<b>7,892,281</b>	<b>177,307</b>	<b>1,534,256</b>	<b>7,989.7</b>	<b>49,122</b>	<b>4,908</b>	<b>9,508</b>
<b><u>North Dakota</u></b>															
* Grand Forks Armory		Army Guard	Grand Forks	1	82,365	0	0	0	0	11	11	18.8	241	1	4
Mickelsen Stanley R SFG MSR		Army Reserve	Nekoma	12	143,567	0	0	0	0	631	631	278.0	0	0	0
Mickelsen Stanley R SFG PAR		Army Active	Mountain	15	375,079	0	0	13	26,872	295	295	138.7	0	0	0
Mickelsen Stanley R SFG RSL 1		Army Reserve	Hampden	1	13,008	0	0	0	0	315	315	40.3	0	0	0
Mickelsen Stanley R SFG RSL 2		Army Reserve	Langdon	1	12,865	0	0	0	0	312	312	40.2	0	0	0
Mickelsen Stanley R SFG RSL 3		Army Reserve	Mountain	1	12,832	0	0	0	0	333	333	45.5	0	0	0
Mickelsen Stanley R SFG RSL 4		Army Reserve	Fairdale	1	13,150	0	0	0	0	318	318	41.5	0	0	0
* Minot AFRC		Army Guard	Minot	2	129,697	0	0	0	0	20	20	30.8	279	2	3
<b>** OTHER SITE(S): 30</b>				11	90,591	20	310,234	0	0	10	2,367	82.4	2,175	109	67
<b>North Dakota Total:</b>				<b>45</b>	<b>873,154</b>	<b>20</b>	<b>310,234</b>	<b>13</b>	<b>26,872</b>	<b>2,245</b>	<b>4,602</b>	<b>716.2</b>	<b>2,695</b>	<b>112</b>	<b>74</b>
<b><u>Northern Mariana Islands</u></b>															
<b>** OTHER SITE(S): 1</b>				7	7,931	0	0	0	0	0	5	3.4	109	1	6
<b>Northern Mariana Islands Total:</b>				<b>7</b>	<b>7,931</b>	<b>0</b>	<b>0</b>	<b>0</b>	<b>0</b>	<b>0</b>	<b>5</b>	<b>3.4</b>	<b>109</b>	<b>1</b>	<b>6</b>

\* Sites having assets that are Federally funded (e.g., owned, lease, licence, permit) and State-owned interest.

\*\* US Locations that do not meet criteria of at least ten (10) Acres AND at least \$10M PRV. US Territories and Non-US Locations that do not meet criteria of at least ten (10) Acres OR at least \$10M PRV.

**DEPARTMENT OF DEFENSE - Army**  
**Base Structure Report - As of 30 Sep 2006**

SITE	BRAC 2005	COMPONENT	NAME NEAREST CITY	BUILDINGS						ACRES OWNED	TOTAL ACRES	PRV (\$M)	MIL	CIV	OTHER
				OWNED		LEASED		OTHER							
				COUNT	SQFT	COUNT	SQFT	COUNT	SQFT						
<b>Ohio</b>															
83D Div Memorial USARC/AMSA		Army Reserve	Columbus	3	156,017	0	0	0	0	19	19	29.2	893	45	12
* Camp Sherman Tng Site		Army Guard	Chillicothe	6	55,105	0	0	0	0	456	456	12.7	0	0	0
Cooney USARC/AMSA #165 S-S		Army Reserve	Sandusky	3	19,700	0	0	0	0	10	10	12.5	119	1	0
Defense Supply Center Columbus	R	Army Active	Columbus	46	4,548,324	0	0	0	0	529	529	758.7	196	1	36
Ft Hayes Memorial USARC	C	Army Reserve	Columbus	3	49,281	0	0	0	0	11	11	13.7	289	2	0
Kings Mills Memorial USARC		Army Reserve	Kings Mills	7	97,696	0	0	0	0	19	19	17.3	258	17	1
* McConnellsville Training Site		Army Guard	Greensburg	10	186,176	0	0	0	0	444	444	39.0	427	10	3
North Canton USARC/AMSA		Army Reserve	North Canton	3	66,263	0	0	0	0	10	10	15.3	398	15	0
Ravenna AAP		Army Active	Ravenna Arsenal	172	670,004	0	0	0	0	1,280	1,280	139.8	0	0	31
* Ravenna Tng and Log Site		Army Guard	Newton Falls	945	3,465,142	0	0	0	0	37,584	37,584	824.9	326	15	7
* Rickenbacker (MTA)	R	Army Guard	Franklin	17	284,810	0	0	0	0	126	126	97.0	1,008	68	66
Rickenbacker USARC		Army Reserve	Columbus	1	57,036	0	0	0	0	31	35	14.1	298	5	0
Taylor Station Road USARC		Army Reserve	Columbus	3	79,980	0	0	0	0	10	10	14.1	601	10	2
Toledo Area USAR		Army Reserve	Toledo	2	71,671	0	0	0	0	0	52	15.2	377	24	0
US Army Joint Sys Mfg Ctr, Lima		Army Active	Lima	37	1,612,459	0	0	0	0	370	370	290.9	3	3	769
<b>** OTHER SITE(S): 37</b>				<b>79</b>	<b>635,957</b>	<b>8</b>	<b>160,081</b>	<b>0</b>	<b>0</b>	<b>307</b>	<b>343</b>	<b>162.2</b>	<b>2,719</b>	<b>83</b>	<b>9</b>
<b>Ohio Total:</b>				<b>1,337</b>	<b>12,055,621</b>	<b>8</b>	<b>160,081</b>	<b>0</b>	<b>0</b>	<b>41,206</b>	<b>41,298</b>	<b>2,456.4</b>	<b>7,912</b>	<b>299</b>	<b>936</b>
<b>Oklahoma</b>															
* Camp Gruber Training Center		Army Guard	Muskogee	170	478,776	0	0	0	0	33,027	33,027	169.9	80	0	83
Fort Sill	R	Army Active	Lawton	2,085	13,365,809	0	0	47	207,181	93,829	93,831	3,126.1	18,879	1,919	5,438
McAlester AAP	R	Army Active	McAlester	2,196	9,682,108	0	0	0	0	44,962	44,964	2,355.5	14	1,639	788
* Regional Trng Inst		Army Guard	Oklahoma City	7	221,798	0	0	1	6,000	33	33	41.5	357	3	7
Twaddle AFRC	C	Army Reserve	Oklahoma City	9	151,030	0	0	0	0	26	105	29.6	716	25	3
<b>** OTHER SITE(S): 23</b>				<b>50</b>	<b>395,395</b>	<b>2</b>	<b>1,202</b>	<b>3</b>	<b>39,959</b>	<b>29</b>	<b>86</b>	<b>89.0</b>	<b>2,081</b>	<b>44</b>	<b>1</b>
<b>Oklahoma Total:</b>				<b>4,517</b>	<b>24,294,916</b>	<b>2</b>	<b>1,202</b>	<b>51</b>	<b>253,140</b>	<b>171,906</b>	<b>172,046</b>	<b>5,811.7</b>	<b>22,127</b>	<b>3,630</b>	<b>6,320</b>
<b>Oregon</b>															
* Bend Cotef		Army Guard	Bend	5	83,492	0	0	0	0	160	160	17.7	0	0	200
* Biak Training Center		Army Guard	Redmond	3	28,194	0	0	0	0	94	31,410	10.5	0	20	2
Umatilla Chem Depot	C	Army Active	Umatilla	1,213	3,594,294	0	0	0	0	19,729	19,729	1,291.2	8	394	833

\* Sites having assets that are Federally funded (e.g., owned, lease, licence, permit) and State-owned interest.

\*\* US Locations that do not meet criteria of at least ten (10) Acres AND at least \$10M PRV. US Territories and Non-US Locations that do not meet criteria of at least ten (10) Acres OR at least \$10M PRV.

**DEPARTMENT OF DEFENSE - Army**  
**Base Structure Report - As of 30 Sep 2006**

SITE	BRAC 2005	COMPONENT	NAME NEAREST CITY	BUILDINGS				ACRES OWNED	TOTAL ACRES	PRV (\$M)	MIL	CIV	OTHER		
				OWNED		LEASED								OTHER	
				COUNT	SQFT	COUNT	SQFT							COUNT	SQFT
<b>** OTHER SITE(S): 18</b>				30	127,214	2	689	0	0	7,304	287,255	106.7	2,067	76	176
<b>Oregon Total:</b>				<b>1,251</b>	<b>3,833,194</b>	<b>2</b>	<b>689</b>	<b>0</b>	<b>0</b>	<b>27,287</b>	<b>338,554</b>	<b>1,426.2</b>	<b>2,075</b>	<b>490</b>	<b>1,211</b>
<b><u>Pennsylvania</u></b>															
Bristol Veterans Mem USARC	R	Army Reserve	Philadelphia	2	39,049	0	0	0	0	17	17	11.0	232	2	0
Carlisle Barracks		Army Active	Carlisle	77	1,039,152	0	0	246	661,455	467	467	341.1	682	627	671
Chap L J Sabalis Mem USARC		Army Reserve	Sugar Notch	2	48,293	0	0	0	0	20	20	10.7	313	6	0
Charles E Kelly Spt Facility	C	Army Reserve	Pittsburgh	46	244,827	0	0	0	0	126	126	51.0	354	64	88
Defense Distrib Depot Susq	R	Army Active	New Cumberland	138	6,020,110	0	0	0	0	849	849	872.5	844	256	138
ECS / AMSA #103 (G)		Army Reserve	Meadville	2	56,181	0	0	0	0	11	11	14.8	0	45	0
Edgemont USARC / AMSA #31 (G)		Army Reserve	Edgemont	5	62,376	0	0	0	0	49	49	21.5	535	19	0
Finleyville NIKE-PI-43		Army Reserve	Elrama	13	44,752	0	0	0	0	128	128	11.3	0	0	0
* Fort Indiantown Gap Training Site		Army Guard	Lebanon	714	3,377,010	0	0	0	0	17,222	17,222	841.2	3,521	903	847
* Fort Mifflin		Army Guard	Chester	9	60,361	0	0	0	0	27	27	11.0	0	10	3
Fort Ritchie Raven Rock Site		Army Active	Waynesboro	54	480,024	0	0	0	0	717	717	140.1	12	119	1
Greencastle USARC / AMSA #113		Army Reserve	Greencastle	5	39,360	0	0	0	0	31	31	10.7	51	12	0
Johnstown Aviation Support Fac		Army Reserve	Johnstown	8	203,997	0	0	0	0	0	126	80.8	69	2	0
Letterkenny Army Depot	R	Army Active	Chambersburg	1,326	4,742,950	13	463,508	1	3,740	18,660	18,668	1,478.8	3	1,559	1,147
North Penn USARC	C	Army Reserve	Center Square	7	54,817	0	0	0	0	19	19	14.0	257	5	0
Scranton AAP		Army Active	Scranton	7	386,157	0	0	0	0	15	15	96.2	0	8	402
T/Sgt Vernon Mcgarity USARC	R	Army Reserve	Pittsburgh	3	151,981	0	0	0	0	1	36	35.5	1,004	142	0
Tobyhanna Army Depot	R	Army Active	Scranton	140	4,494,398	0	0	0	0	1,296	1,296	858.5	203	4,170	861
<b>** OTHER SITE(S): 73</b>				178	1,449,510	12	270,341	1	12,000	1,105	19,019	394.0	7,123	236	0
<b>Pennsylvania Total:</b>				<b>2,736</b>	<b>22,995,305</b>	<b>25</b>	<b>733,849</b>	<b>248</b>	<b>677,195</b>	<b>40,760</b>	<b>58,843</b>	<b>5,294.7</b>	<b>15,203</b>	<b>8,185</b>	<b>4,158</b>
<b><u>Puerto Rico</u></b>															
1Lt P.Lavergne/Bayamon	C	Army Reserve	Bayamon	4	33,550	0	0	0	0	7	7	11.3	134	6	0
AMSA #161 (G)		Army Reserve	Guaynabo	2	40,400	0	0	0	0	7	7	12.1	0	0	15
* Army Aviation Support Facility		Army Guard	San Juan	0	0	0	0	0	0	14	14	0.0	0	0	0
CPT E.Rubio Jr. Puerto Nuevo	R	Army Reserve	Puerto Nuevo	6	83,633	0	0	0	0	63	63	27.4	917	53	0
Fort Buchanan	R	Army Reserve	Guaynabo	379	2,033,021	0	0	5	29,470	746	746	727.2	2,163	620	1,399
* Ft Allen Rq 177	R	Army Guard	Juana Diaz	101	366,476	0	0	0	0	0	776	148.9	741	7	0

\* Sites having assets that are Federally funded (e.g., owned, lease, licence, permit) and State-owned interest.

\*\* US Locations that do not meet criteria of at least ten (10) Acres AND at least \$10M PRV. US Territories and Non-US Locations that do not meet criteria of at least ten (10) Acres OR at least \$10M PRV.

**DEPARTMENT OF DEFENSE - Army**  
**Base Structure Report - As of 30 Sep 2006**

SITE	BRAC 2005	COMPONENT	NAME NEAREST CITY	BUILDINGS						ACRES OWNED	TOTAL ACRES	PRV (\$M)	MIL	CIV	OTHER
				OWNED		LEASED		OTHER							
				COUNT	SQFT	COUNT	SQFT	COUNT	SQFT						
LTC H.G. Pesquera/Ft Allen		Army Reserve	Juana Diaz	4	102,399	0	0	0	0	40	40	24.9	532	62	4
* MTA Camp Santiago Rq 577		Army Guard	Salinas	354	787,252	0	0	3	45,000	11,930	11,930	279.3	525	3	96
Ramey USARC/Aquadilla	R	Army Reserve	Aguadilla	5	67,490	0	0	0	0	59	59	19.2	661	9	0
Roosevelt Rds Nav Sta USARC	R	Army Reserve	NAVSTA Roosevelt Roads	4	56,325	0	0	0	0	0	3	16.6	522	11	0
<b>** OTHER SITE(S): 7</b>				24	117,773	0	0	0	0	24	24	37.9	947	10	0
<b>Puerto Rico Total:</b>				<b>883</b>	<b>3,688,319</b>	<b>0</b>	<b>0</b>	<b>8</b>	<b>74,470</b>	<b>12,891</b>	<b>13,670</b>	<b>1,304.8</b>	<b>7,142</b>	<b>781</b>	<b>1,514</b>
<b><u>Rhode Island</u></b>															
* Camp Fogarty Tng Site		Army Guard	East Greenwich	29	118,867	0	0	0	0	0	374	54.3	927	5	3
Davisville Family Housing		Army Reserve	Davisville	21	106,278	0	0	0	0	14	14	12.3	0	0	0
<b>** OTHER SITE(S): 9</b>				31	232,372	0	0	0	0	120	147	56.6	1,141	29	4
<b>Rhode Island Total:</b>				<b>81</b>	<b>457,517</b>	<b>0</b>	<b>0</b>	<b>0</b>	<b>0</b>	<b>134</b>	<b>535</b>	<b>123.2</b>	<b>2,068</b>	<b>34</b>	<b>7</b>
<b><u>South Carolina</u></b>															
Fort Jackson	R	Army Active	Columbia	1,288	10,937,092	0	0	44	291,720	52,301	52,301	2,211.5	26,178	1,825	5,565
* McEntire ANG5		Army Guard	Eastover	27	329,246	0	0	0	0	208	208	102.4	942	126	82
* MTA Clarks Hill Reservation		Army Guard	Plum Branch	34	39,462	0	0	0	0	735	735	11.6	0	0	4
N Charleston USARC/AMSA #121		Army Reserve	Goose Creek	3	79,878	0	0	0	0	16	16	14.5	0	0	0
<b>** OTHER SITE(S): 24</b>				42	299,160	29	226,229	0	0	66	121	100.8	2,360	77	8
<b>South Carolina Total:</b>				<b>1,394</b>	<b>11,684,838</b>	<b>29</b>	<b>226,229</b>	<b>44</b>	<b>291,720</b>	<b>53,326</b>	<b>53,381</b>	<b>2,440.8</b>	<b>29,480</b>	<b>2,028</b>	<b>5,659</b>
<b><u>South Dakota</u></b>															
* Sioux Falls - Armory Foss Fld		Army Guard	Sioux Falls	0	0	0	0	3	127,694	10	10	28.5	486	2	20
<b>** OTHER SITE(S): 48</b>				6	67,037	10	156,925	0	0	12	5,832	42.8	2,214	133	23
<b>South Dakota Total:</b>				<b>6</b>	<b>67,037</b>	<b>10</b>	<b>156,925</b>	<b>3</b>	<b>127,694</b>	<b>22</b>	<b>5,842</b>	<b>71.3</b>	<b>2,700</b>	<b>135</b>	<b>43</b>
<b><u>Tennessee</u></b>															
Fort Campbell	R	Army Active	Clarksville	754	6,145,453	0	0	777	2,183,616	68,604	68,604	1,838.1	0	14	0
Holston AAP	R	Army Active	Kingsport	437	2,396,186	0	0	2	18,300	6,118	6,118	664.0	1	19	741
Lyell AFRC/AMSA #153(G)		Army Reserve	Nashville	8	106,436	0	0	0	0	14	14	20.4	831	31	2
Milan AAP	R	Army Active	Milan	1,456	3,730,481	0	0	0	0	22,357	22,357	1,117.1	1	20	552
NSA Millington USARC		Army Reserve	Millington	0	0	0	0	9	133,991	0	20	24.9	1,007	14	3

\* Sites having assets that are Federally funded (e.g., owned, lease, licence, permit) and State-owned interest.

\*\* US Locations that do not meet criteria of at least ten (10) Acres AND at least \$10M PRV. US Territories and Non-US Locations that do not meet criteria of at least ten (10) Acres OR at least \$10M PRV.

**DEPARTMENT OF DEFENSE - Army**  
**Base Structure Report - As of 30 Sep 2006**

SITE	BRAC 2005	COMPONENT	NAME NEAREST CITY	BUILDINGS						ACRES OWNED	TOTAL ACRES	PRV (\$M)	MIL	CIV	OTHER
				OWNED		LEASED		OTHER							
				COUNT	SQFT	COUNT	SQFT	COUNT	SQFT						
Volunteer AAP	R	Army Active	Tyner	3	55,191	0	0	0	0	249	249	27.0	0	0	332
* VTS Milan		Army Guard	Milan	76	229,426	0	0	0	0	2,568	2,568	50.9	204	0	39
* VTS Smyrna		Army Guard	Smyrna	53	519,634	0	0	0	0	830	830	140.1	1,136	185	145
* VTS Tullahoma		Army Guard	Tullahoma	57	72,899	0	0	0	0	6,700	6,700	35.5	45	3	30
<b>** OTHER SITE(S): 16</b>				96	4,106,441	2	37,935	1	18,671	501	836	509.1	1,663	66	3
<b>Tennessee Total:</b>				<b>2,940</b>	<b>17,362,147</b>	<b>2</b>	<b>37,935</b>	<b>789</b>	<b>2,354,578</b>	<b>107,941</b>	<b>108,297</b>	<b>4,426.9</b>	<b>4,888</b>	<b>352</b>	<b>1,847</b>
<b><u>Texas</u></b>															
Austin Memorial AFRC		Army Reserve	Camp Mabry	3	72,525	0	0	0	0	11	13	14.1	357	16	0
* Bergstrom - (Abia)		Army Guard	Austin	0	0	7	170,221	0	0	0	70	52.5	566	62	0
Camp Bullis	R	Army Active	Leon Springs	254	384,837	0	0	9	105,426	27,993	27,993	132.1	769	3	50
Camp Stanley Stor Actv		Army Active	San Antonio	183	676,709	0	0	0	0	4,000	4,000	153.5	0	0	0
* Camp Swift		Army Guard	Austin	78	208,742	0	0	0	0	11,715	11,715	57.2	95	6	57
Conroe USARC/ASF 62		Army Reserve	Conroe	8	111,688	0	0	0	0	0	44	40.2	449	72	0
Corpus Christi #2 AFRC		Army Reserve	Corpus Christi	2	47,500	0	0	2	24,135	0	142	13.7	68	17	0
* Ellington Field	C	Army Guard	Houston	2	7,510	6	83,149	0	0	0	15	22.5	489	77	66
Fort Bliss	R	Army Active	El Paso	1,378	11,719,785	301	556,613	2,202	4,658,579	122,127	122,129	4,573.6	15,924	2,367	5,795
Fort Hood	R	Army Active	Killeen	2,170	20,177,112	321	1,088,407	3,065	10,250,196	209,487	220,061	6,466.4	50,999	3,641	11,057
Fort Sam Houston	R	Army Active	Texarkana	359	9,068,878	5	280,701	996	2,596,714	2,935	2,935	2,381.6	13,851	4,739	5,299
* Fort Wolters		Army Guard	Mineral Wells	52	105,768	0	0	0	0	3,990	3,990	37.9	135	7	240
* Fort Worth - Shoreview		Army Guard	Fort Worth	0	0	13	72,594	0	0	0	0	11.2	279	10	0
Grand Prairie Reserve Complex	R	Army Reserve	Grand Prairie	33	402,365	0	0	0	0	68	68	71.6	1,234	20	1
* Houston - Westheimer		Army Guard	Houston	3	80,915	0	0	0	0	29	29	14.7	439	8	0
Houston USARC #2	C	Army Reserve	Houston	5	71,781	0	0	0	0	12	12	13.5	684	29	0
Lone Star AAP	C	Army Active	Texarkana	878	3,259,881	0	0	0	0	15,699	15,699	880.6	1	18	420
Longhorn AAP		Army Active	Amarillo	374	1,082,262	0	0	0	0	8,493	8,493	264.6	0	0	12
* Lubbock (ARNG)		Army Guard	Lubbock	0	0	5	139,986	0	0	0	25	23.3	229	9	4
Red River Army Depot	R	Army Active	Texarkana	1,127	7,549,713	18	173,594	15	38,183	72,676	72,676	1,474.6	187	3,954	2,013
* Saginaw (ARNG)		Army Guard	Saginaw	23	292,215	0	0	0	0	143	143	51.0	0	0	148
Seagoville USARC		Army Reserve	Seagoville	9	128,840	0	0	0	0	206	206	33.1	1,006	48	0
* Temple (ARNG)		Army Guard	Temple	6	63,841	0	0	0	0	20	20	17.3	384	0	0

\* Sites having assets that are Federally funded (e.g., owned, lease, licence, permit) and State-owned interest.

\*\* US Locations that do not meet criteria of at least ten (10) Acres AND at least \$10M PRV. US Territories and Non-US Locations that do not meet criteria of at least ten (10) Acres OR at least \$10M PRV.

**DEPARTMENT OF DEFENSE - Army**  
**Base Structure Report - As of 30 Sep 2006**

SITE	BRAC 2005	COMPONENT	NAME NEAREST CITY	BUILDINGS						ACRES OWNED	TOTAL ACRES	PRV (\$M)	MIL	CIV	OTHER
				OWNED		LEASED		OTHER							
				COUNT	SQFT	COUNT	SQFT	COUNT	SQFT						
<b>** OTHER SITE(S): 73</b>				179	1,000,234	42	409,336	63	2,302,055	4,530	6,260	746.3	11,892	4,573	1,462
<b>Texas Total:</b>				<b>7,126</b>	<b>56,513,101</b>	<b>718</b>	<b>2,974,601</b>	<b>6,352</b>	<b>19,975,288</b>	<b>484,135</b>	<b>496,739</b>	<b>17,547.1</b>	<b>100,037</b>	<b>19,676</b>	<b>26,624</b>
<b>Utah</b>															
Deseret Chemical Depot	C	Army Active	Tooele	325	1,374,562	0	0	0	0	19,364	19,364	447.7	2	305	1,858
Dugway Proving Ground		Army Active	Dugway	610	2,359,568	1	2,880	9	95,192	798,214	798,214	1,187.4	28	569	932
* E.J. Garn Aviation Complex		Army Guard	West Jordan	0	0	0	0	0	0	0	0	14.7	886	15	0
Fort Douglas AFRC Complex	R	Army Reserve	Salt Lake City	21	403,097	3	20,290	0	0	54	54	90.9	1,352	106	60
Green River Test Complex		Army Active	Green River	32	52,862	0	0	0	0	3,628	3,628	45.3	0	0	0
Kenichi (Ken) Uchida USARC		Army Reserve	Salt Lake City	4	55,448	0	0	0	0	10	10	12.1	185	1	0
Ogden Maintenance Center 269		Army Reserve	Ogden	4	132,173	0	0	0	0	12	12	26.8	177	1	15
Ogden Storage Facility 11-C		Army Reserve	Ogden	1	281,700	0	0	0	0	28	28	40.8	0	0	0
* Saint George/Fms 5B		Army Guard	St. George	9	55,898	0	0	0	0	70	70	11.7	277	0	0
Tooele Army Depot	R	Army Active	Tooele	1,087	2,746,528	25	672,749	1	4,617	23,374	23,914	1,700.2	25	499	152
<b>** OTHER SITE(S): 17</b>				38	142,456	4	24,053	8	60,953	18,669	20,096	59.7	3,076	68	547
<b>Utah Total:</b>				<b>2,131</b>	<b>7,604,292</b>	<b>33</b>	<b>719,972</b>	<b>18</b>	<b>160,762</b>	<b>863,423</b>	<b>865,391</b>	<b>3,637.2</b>	<b>6,008</b>	<b>1,564</b>	<b>3,564</b>
<b>Vermont</b>															
* NG Ethan Allen AFB MTA		Army Guard	Colchester	37	217,844	0	0	3	616	667	667	52.6	496	102	6
* So Burlington (ARNG)		Army Guard	South Burlington	2	4,360	2	61,214	0	0	0	14	16.1	113	0	0
* TS Ethan Allen Range		Army Guard	Jericho	61	263,496	0	0	5	13,748	11,219	11,219	88.1	525	40	36
<b>** OTHER SITE(S): 6</b>				8	58,322	2	19,120	3	83,542	13	22	33.2	501	4	0
<b>Vermont Total:</b>				<b>108</b>	<b>544,022</b>	<b>4</b>	<b>80,334</b>	<b>11</b>	<b>97,906</b>	<b>11,899</b>	<b>11,922</b>	<b>190.0</b>	<b>1,635</b>	<b>146</b>	<b>42</b>
<b>Virgin Islands</b>															
* 210Th Rti Hams Bluff		Army Guard	Frederiksted	0	0	0	0	0	0	0	22	0.0	16	0	0
* Sprat Hall Site		Army Guard	Frederiksted	1	30,400	0	0	0	0	0	12	7.1	62	0	0
<b>** OTHER SITE(S): 1</b>				0	0	1	15,400	0	0	0	2	4.3	187	143	0
<b>Virgin Islands Total:</b>				<b>1</b>	<b>30,400</b>	<b>1</b>	<b>15,400</b>	<b>0</b>	<b>0</b>	<b>0</b>	<b>36</b>	<b>11.5</b>	<b>265</b>	<b>143</b>	<b>0</b>
<b>Virginia</b>															
* AASF Byrd Field		Army Guard	Richmond	9	94,120	0	0	0	0	92	92	37.5	396	79	0
Arlington National Cemetery		Army Active	Arlington	31	185,704	0	0	1	96	625	625	66.0	0	0	102

\* Sites having assets that are Federally funded (e.g., owned, lease, licence, permit) and State-owned interest.

\*\* US Locations that do not meet criteria of at least ten (10) Acres AND at least \$10M PRV. US Territories and Non-US Locations that do not meet criteria of at least ten (10) Acres OR at least \$10M PRV.

**DEPARTMENT OF DEFENSE - Army**  
**Base Structure Report - As of 30 Sep 2006**

SITE	BRAC 2005	COMPONENT	NAME NEAREST CITY	BUILDINGS						ACRES OWNED	TOTAL ACRES	PRV (\$M)	MIL	CIV	OTHER
				OWNED		LEASED		OTHER							
				COUNT	SQFT	COUNT	SQFT	COUNT	SQFT						
* Army Guard Readiness Center	R	Army Guard	Fort Myer	3	263,710	0	0	0	0	15	15	62.0	105	316	1,454
Big Bethel Reservoir		Army Active	Hampton	12	35,293	0	0	2	444	494	494	78.9	0	0	0
Def Gen Supply Center	R	Army Active	Richmond	103	6,126,601	0	0	0	0	676	676	812.4	121	41	71
Fort A P Hill		Army Active	Bowling Green	487	1,144,308	0	0	0	0	75,794	75,905	571.9	345	250	286
Fort Belvoir	R	Army Active	Alexandria	515	7,570,186	0	0	960	4,090,739	8,662	8,662	2,702.0	4,718	4,997	12,449
Fort Eustis	R	Army Active	Newport News	416	5,532,067	0	0	273	1,436,232	8,248	8,248	1,521.2	7,993	2,366	2,697
Fort Lee	R	Army Active	Petersburg	1,098	7,629,454	0	0	5	10,310	5,805	5,907	1,444.5	9,723	1,658	2,868
Fort Monroe	C	Army Active	Monroe	271	2,015,200	0	0	6	210,453	570	570	422.3	855	1,664	1,050
Fort Myer	R	Army Active	Arlington	164	2,379,238	0	0	1	13,438	243	243	540.9	1,755	587	1,044
* Fort Pickett ARNG MTC		Army Guard	Nottoway	561	2,449,343	0	0	0	0	42,276	42,276	852.9	1,079	277	719
Fort Story	R	Army Active	Norfolk	203	1,000,303	1	1,470	59	234,152	1,451	1,451	329.5	1,359	29	234
Radford AAP		Army Active	Radford	1,127	4,098,726	0	0	0	0	6,901	6,901	1,427.1	4	97	1,880
Rivanna Station	R	Army Active	Charlottesville	1	260,000	0	0	0	0	76	76	53.2	85	656	524
* Sandston Armory		Army Guard	Sandston	5	70,090	0	0	0	0	29	29	14.2	142	18	0
<b>** OTHER SITE(S): 29</b>				<b>44</b>	<b>422,717</b>	<b>4</b>	<b>16,965</b>	<b>2</b>	<b>14,508</b>	<b>233</b>	<b>257</b>	<b>95.8</b>	<b>2,822</b>	<b>79</b>	<b>0</b>
<b>Virginia Total:</b>				<b>5,050</b>	<b>41,277,059</b>	<b>5</b>	<b>18,435</b>	<b>1,309</b>	<b>6,010,372</b>	<b>152,190</b>	<b>152,427</b>	<b>11,032.5</b>	<b>31,502</b>	<b>13,114</b>	<b>25,378</b>
<b>Washington</b>															
AMSA 137 (Marine)		Army Reserve	Tacoma	1	66,597	0	0	0	0	0	11	22.6	564	28	2
Camp Bonneville		Army Active	Vancouver	52	59,024	0	0	0	0	3,020	3,840	21.9	0	0	0
* Camp Murray		Army Guard	Camp Murry	25	147,397	0	0	0	0	3	49	40.7	1,468	352	311
Fort Lawton USAR Complex	C	Army Reserve	Seattle	11	191,077	0	0	0	0	65	65	47.0	729	86	3
Fort Lewis	R	Army Active	Tacoma	1,880	16,538,400	4	561	2,628	6,861,468	84,345	86,043	6,079.2	23,894	3,194	7,340
* Kent (ARNG)		Army Guard	Kent	8	86,035	0	0	0	0	15	15	18.0	647	7	2
SSG Joe R. Hooper USARC		Army Reserve	Bothell	7	101,749	0	0	0	0	42	42	25.5	254	8	0
Vancouver Barracks	C	Army Reserve	Vancouver	49	381,760	0	0	0	0	52	53	81.1	906	36	0
Yakima Training Center	R	Army Active	Yakima	212	798,857	0	0	0	0	323,249	323,426	641.5	763	23	183
<b>** OTHER SITE(S): 18</b>				<b>35</b>	<b>224,594</b>	<b>1</b>	<b>10,500</b>	<b>1</b>	<b>32,984</b>	<b>400</b>	<b>202,412</b>	<b>77.2</b>	<b>2,227</b>	<b>47</b>	<b>3</b>
<b>Washington Total:</b>				<b>2,280</b>	<b>18,595,490</b>	<b>5</b>	<b>11,061</b>	<b>2,629</b>	<b>6,894,452</b>	<b>411,191</b>	<b>615,955</b>	<b>7,054.7</b>	<b>31,452</b>	<b>3,781</b>	<b>7,844</b>
<b>West Virginia</b>															
Big Bend USARC / OMS		Army Reserve	Bigbend	2	19,244	0	0	0	0	13	13	21.0	37	1	0

\* Sites having assets that are Federally funded (e.g., owned, lease, licence, permit) and State-owned interest.

\*\* US Locations that do not meet criteria of at least ten (10) Acres AND at least \$10M PRV. US Territories and Non-US Locations that do not meet criteria of at least ten (10) Acres OR at least \$10M PRV.



**DEPARTMENT OF DEFENSE - Army**  
**Base Structure Report - As of 30 Sep 2006**

SITE	BRAC 2005	COMPONENT	NAME NEAREST CITY	BUILDINGS						ACRES OWNED	TOTAL ACRES	PRV (\$M)	MIL	CIV	OTHER
				OWNED		LEASED		OTHER							
				COUNT	SQFT	COUNT	SQFT	COUNT	SQFT						
* Camp Dawson AFRC		Army Guard	Kingwood	2	53,083	0	0	0	0	10	10	11.0	0	0	0
Charleston AFRC / AMSA #107		Army Reserve	South Charleston	2	71,150	0	0	0	0	12	12	14.7	379	30	0
* Eleanor (ARNG)		Army Guard	Eleanor	1	172,800	0	0	1	114,000	47	47	37.5	365	43	4
<b>** OTHER SITE(S): 35</b>				<b>69</b>	<b>624,404</b>	<b>8</b>	<b>16,811</b>	<b>0</b>	<b>0</b>	<b>659</b>	<b>16,857</b>	<b>158.2</b>	<b>3,020</b>	<b>98</b>	<b>751</b>
<b>West Virginia Total:</b>				<b>76</b>	<b>940,681</b>	<b>8</b>	<b>16,811</b>	<b>1</b>	<b>114,000</b>	<b>740</b>	<b>16,938</b>	<b>242.4</b>	<b>3,801</b>	<b>172</b>	<b>755</b>
<b>Wisconsin</b>															
Badger AAP		Army Active	Baraboo	1,312	3,839,460	0	0	0	0	7,378	7,384	1,245.3	0	0	54
Denis J. Murphy USARC/AMSA/OMS		Army Reserve	Green Bay	2	58,023	0	0	0	0	15	15	13.7	146	16	0
Fort McCoy	R	Army Reserve	Sparta	1,279	5,926,447	82	163,672	2	76,730	59,750	128,260	1,752.5	1,367	1,147	1,628
W. Silver Spring Complex		Army Reserve	Milwaukee	24	322,414	0	0	0	0	127	127	74.6	1,315	39	18
<b>** OTHER SITE(S): 31</b>				<b>44</b>	<b>353,542</b>	<b>12</b>	<b>97,072</b>	<b>0</b>	<b>0</b>	<b>3,265</b>	<b>3,328</b>	<b>103.9</b>	<b>2,433</b>	<b>66</b>	<b>5</b>
<b>Wisconsin Total:</b>				<b>2,661</b>	<b>10,499,886</b>	<b>94</b>	<b>260,744</b>	<b>2</b>	<b>76,730</b>	<b>70,534</b>	<b>139,112</b>	<b>3,190.1</b>	<b>5,261</b>	<b>1,268</b>	<b>1,705</b>
<b>Wyoming</b>															
<b>** OTHER SITE(S): 6</b>				<b>1</b>	<b>27,379</b>	<b>1</b>	<b>30,000</b>	<b>0</b>	<b>0</b>	<b>8,897</b>	<b>8,905</b>	<b>12.4</b>	<b>295</b>	<b>18</b>	<b>3</b>
<b>Wyoming Total:</b>				<b>1</b>	<b>27,379</b>	<b>1</b>	<b>30,000</b>	<b>0</b>	<b>0</b>	<b>8,897</b>	<b>8,905</b>	<b>12.4</b>	<b>295</b>	<b>18</b>	<b>3</b>
<b>US/US Territories Total:</b>				<b>91,330</b>	<b>649,661,709</b>	<b>2,365</b>	<b>15,409,995</b>	<b>37,137</b>	<b>136,464,346</b>	<b>11,924,015</b>	<b>17,860,935</b>	<b>211,342.6</b>	<b>755,998</b>	<b>163,952</b>	<b>288,981</b>

\* Sites having assets that are Federally funded (e.g., owned, lease, licence, permit) and State-owned interest.

\*\* US Locations that do not meet criteria of at least ten (10) Acres AND at least \$10M PRV. US Territories and Non-US Locations that do not meet criteria of at least ten (10) Acres OR at least \$10M PRV.

**DEPARTMENT OF DEFENSE - Army**  
**Base Structure Report - As of 30 Sep 2006**

SITE	BRAC 2005	COMPONENT	NAME NEAREST CITY	BUILDINGS						ACRES OWNED	TOTAL ACRES	PRV (\$M)	MIL	CIV	OTHER
				OWNED		LEASED		OTHER							
				COUNT	SQFT	COUNT	SQFT	COUNT	SQFT						
<b>Belgium</b>															
Brussels		Army Active	Brussels	0	0	15	201,347	0	0			44.3	85	103	625
Chateau Gendebien		Army Active	Mons	1	354	1	4,453	4	21,842	0	20	4.9	28	0	4
Chievres Airbase		Army Active	Ath	43	232,553	0	0	48	366,366	0	1,012	271.1	53	15	344
Daumerie Caserne		Army Active	Ath	4	1,812	0	0	30	244,322	0	26	64.8	183	152	183
Mons		Army Active	Mons	1	7,112	23	432,067	0	0			53.3	0	0	0
SHAPE Headquarters		Army Active	Mons	3	38,846	0	0	37	511,083			122.0	776	142	327
Sterrebeek Dependent School		Army Active	Sterrebeek	10	88,436	0	0	0	0	16	16	26.2	12	4	132
<b>** OTHER SITE(S): 3</b>				1	151	7	15,522	6	9,757	0	6	4.0	90	0	2
<b>Belgium Total:</b>				<b>63</b>	<b>369,264</b>	<b>46</b>	<b>653,389</b>	<b>125</b>	<b>1,153,370</b>	<b>16</b>	<b>1,079</b>	<b>590.6</b>	<b>1,227</b>	<b>416</b>	<b>1,617</b>
<b>Germany</b>															
AG Pub and Tng Aids Ctr		Army Active	Frankfurt On Main	0	0	0	0	6	358,848	0	10	63.3	0	2	17
Alvin York VII Fam Hsg		Army Active	Bad Nauheim	23	666,163	0	0	0	0	0	23	99.5	0	0	19
Amberg Fam Hsg		Army Active	Amberg	1	268	0	0	9	263,238	0	8	32.4	0	0	0
Amelia Earhart Hotel		Army Active	Wiesbaden	1	155	0	0	1	216,207	0	6	54.0	9	299	159
American Arms Hotel		Army Active	Wiesbaden	0	0	0	0	4	292,126	0	5	74.1	12	2	396
Anderson Barracks		Army Active	Dexheim	35	163,889	0	0	20	230,760	0	105	146.5	904	2	107
Ansbach Leased		Army Active	Ansbach	0	0	90	422,847	0	0	0	7	49.0	0	0	0
Argonner Kaserne		Army Active	Hanau	7	140,886	0	0	27	659,157	0	51	150.1	36	228	268
Armstrong Barracks		Army Active	Buedingen	10	28,230	0	0	29	451,031	0	59	148.4	637	4	79
Armstrong Village Fam Hsg		Army Active	Buedingen	4	9,252	0	0	14	362,555	0	16	55.2	0	0	29
Artillery Kaserne		Army Active	Garmisch	25	5,218	0	0	35	506,672	0	37	128.0	50	31	612
Aschaffenburg Fam Hsg		Army Active	Aschaffenburg	0	0	0	0	18	429,039	0	38	55.4	1	0	0
Aschaffenburg Tng Areas 8		Army Active	Aschaffenburg	11	18,192	0	0	22	34,167	0	3,456	20.8	0	0	0
Askren Manor Fam Hsg		Army Active	Schweinfurt	16	30,065	0	0	59	1,473,853	0	73	246.4	0	0	169
Aukamm Hsg Area		Army Active	Wiesbaden	3	50,267	0	0	111	1,283,045	0	93	230.5	0	0	25
Babenhausen Family Housing		Army Active	Babenhausen	70	168,525	0	0	22	572,836	0	40	106.0	0	0	0
Babenhausen Kaserne		Army Active	Babenhausen	36	360,560	0	0	69	674,728	0	327	274.7	298	33	85
Bamberg		Army Active	Bamberg	0	0	172	674,347	0	0	0	26	77.8	0	0	0
Bamberg Airfield		Army Active	Bamberg	3	9,800	0	0	5	6,544	0	220	13.1	0	0	0

\* Sites having assets that are Federally funded (e.g., owned, lease, licence, permit) and State-owned interest.

\*\* US Locations that do not meet criteria of at least ten (10) Acres AND at least \$10M PRV. US Territories and Non-US Locations that do not meet criteria of at least ten (10) Acres OR at least \$10M PRV.

**DEPARTMENT OF DEFENSE - Army**  
**Base Structure Report - As of 30 Sep 2006**

SITE	BRAC 2005	COMPONENT	NAME NEAREST CITY	BUILDINGS						ACRES OWNED	TOTAL ACRES	PRV (\$M)	MIL	CIV	OTHER
				OWNED		LEASED		OTHER							
				COUNT	SQFT	COUNT	SQFT	COUNT	SQFT						
Bamberg Stor & Range Area		Army Active	Bamberg	20	14,211	0	0	35	142,769	0	171	49.1	68	0	0
Barton Barracks		Army Active	Ansbach	7	64,282	0	0	28	408,013	0	33	134.4	93	155	337
Baumholder		Army Active	Baumholder	0	0	90	490,077	0	0	0	0	57.4	22	0	0
Baumholder Airfield		Army Active	Baumholder	3	10,412	0	0	1	1,590	0	47	8.9	0	2	4
Baumholder Fam Hsg		Army Active	Baumholder	13	23,946	0	0	68	2,254,615	0	95	337.2	5	0	116
Baumholder Hospital		Army Active	Baumholder	3	26,735	0	0	12	187,344	0	13	63.0	55	18	55
Baumholder Qm Area		Army Active	Baumholder	16	36,924	0	0	28	359,303	0	60	77.9	0	0	21
Benjamin Franklin Vil Fam Hsg		Army Active	Mannheim	37	190,204	0	0	184	4,388,163	0	217	716.1	69	101	686
Bensheim Maint and Supply Fac		Army Active	Bensheim	0	0	0	0	1	82,844	0	8	12.8	0	1	28
Bleidorn Fam Hsg		Army Active	Ansbach	7	35,817	0	0	27	699,464	0	34	117.2	0	5	2
Boeblingen Fam Hsg		Army Active	Stuttgart	4	14,077	0	0	22	515,887	1	22	87.0	0	0	42
Boeblingen Range		Army Active	Stuttgart	1	2,202	0	0	6	6,545	0	18	8.1	0	1	4
Boeblingen Tng Area		Army Active	Stuttgart	9	9,353	0	0	40	34,008	0	1,443	28.7	7	3	1
Breitenau Skeet Range		Army Active	Garmisch	0	0	0	0	1	4,439	0	50	0.8	0	0	0
Breitenwald Tng Area		Army Active	Landstuhl	6	6,634	0	0	2	1,045	0	127	2.8	0	3	0
Bremerhaven		Army Active	Bremerhaven	7	51,785	0	0	0	0			11.7	7	3	34
Buedingen Ammo Area		Army Active	Buedingen	10	26,847	0	0	0	0	0	10	30.0	0	0	0
Buedingen Army Helipoint		Army Active	Buedingen	6	17,789	0	0	0	0	0	29	21.7	0	0	0
Butzbach Tng Area & Range		Army Active	Butzbach	5	3,535	0	0	0	0	0	160	9.1	0	0	1
Cambrai Fritsch Kaserne		Army Active	Darmstadt	17	23,262	0	0	43	966,638	0	66	260.1	707	143	274
Camp Oppenheim Tng Area		Army Active	Oppenheim							0	132	0.3	0	0	0
Campbell Barracks		Army Active	Heidelberg	20	55,694	0	0	29	878,643	0	42	281.7	1,205	487	453
Campo Pond Tng Area		Army Active	Hanau	18	20,194	0	0	1	153	0	249	11.8	0	4	3
Cardwell Village Fam Hsg		Army Active	Hanau	0	0	0	0	15	267,994	0	10	45.3	0	0	0
Coleman Barracks		Army Active	Mannheim	73	344,607	0	0	146	1,665,763	0	554	652.1	1,301	131	543
Coleman Village Fam Hsg		Army Active	Gelnhausen	7	77,276	0	0	22	828,063	0	31	139.3	0	0	22
Conn Barracks		Army Active	Schweinfurt	183	720,125	1	12,804	47	1,307,086	0	502	582.4	2,480	20	226
Crestview Hsg Area		Army Active	Wiesbaden	0	0	0	0	64	1,106,432	0	33	148.5	0	0	0
Daenner Kaserne		Army Active	Kaiserlautern	21	34,549	0	0	16	373,795	0	24	98.7	185	130	427
Daley Village Fam Hsg		Army Active	Bad Kissingen	1	7,402	0	0	17	429,609	0	23	62.7	0	0	0
Darmstadt Training Center		Army Active	Darmstadt	15	58,355	0	0	5	43,897	0	125	35.1	430	81	129

\* Sites having assets that are Federally funded (e.g., owned, lease, licence, permit) and State-owned interest.

\*\* US Locations that do not meet criteria of at least ten (10) Acres AND at least \$10M PRV. US Territories and Non-US Locations that do not meet criteria of at least ten (10) Acres OR at least \$10M PRV.

**DEPARTMENT OF DEFENSE - Army**  
**Base Structure Report - As of 30 Sep 2006**

SITE	BRAC 2005	COMPONENT	NAME NEAREST CITY	BUILDINGS						ACRES OWNED	TOTAL ACRES	PRV (\$M)	MIL	CIV	OTHER
				OWNED		LEASED		OTHER							
				COUNT	SQFT	COUNT	SQFT	COUNT	SQFT						
Dautphe Boy Scout Camp		Army Active	Dautphe	18	4,339	0	0	12	12,933	0	182	8.9	0	0	0
Dexheim Fam Hsg		Army Active	Dexheim	41	197,054	0	0	14	266,085	0	32	81.3	0	0	0
Dexheim Missile Fac		Army Active	Dexheim	20	17,252	0	0	26	228,873	0	40	88.0	0	0	0
East Camp Grafenwoehr		Army Active	Hof	407	838,265	0	0	622	3,666,779	0	2,698	1,303.7	1,806	270	1,034
Echterdingen Airfield		Army Active	Stuttgart	11	24,734	0	0	16	161,505	0	54	70.8	50	15	66
Edingen Radio Receiver Fac		Army Active	Heidelberg	1	155	0	0	1	3,101	0	45	1.8	2	0	0
Egelsbach Transmitter Fac		Army Active	Langen	1	2,299	0	0	5	6,762	0	76	4.4	0	0	0
Ernst Ludwig Kaserne		Army Active	Darmstadt	1	2,870	0	0	2	30,287	0	13	12.1	0	1	0
Finthen Airfield		Army Active	Mainz	18	11,662	0	0	1	855	0	108	8.5	0	0	0
Fintherlandstr Fam Hsg		Army Active	Mainz	0	0	0	0	18	190,855	0	9	25.7	0	0	0
Fliegerhorst Airfield Kaserne		Army Active	Hanau	50	269,215	0	0	94	1,794,852	0	623	610.6	352	16	26
Flynn Fam Hsg & Tng Areas		Army Active	Bamberg	95	249,098	0	0	61	1,392,397	0	2,619	292.3	0	0	108
Freihoelser Tng Area		Army Active	Amberg	10	11,245	0	0	0	0	0	339	12.4	0	0	0
Friedberg Tng & Stor Area		Army Active	Friedberg	14	23,736	0	0	0	0	0	9,293	28.3	22	0	0
Friedrichsfeld QM Service Ctr		Army Active	Mannheim	12	5,140	0	0	6	228,300	0	39	57.6	1	26	144
Friedrichsfeld Stor Area		Army Active	Mannheim	2	276	0	0	3	61,178	0	17	10.2	0	5	20
Funari Barracks		Army Active	Mannheim	9	35,377	0	0	18	322,274	0	27	91.3	170	243	249
Garmisch Fam Hsg		Army Active	Garmisch	5	2,448	0	0	20	342,798	0	83	64.9	0	0	106
Garmisch Golf Course		Army Active	Garmisch	8	8,141	0	0	1	3,321	0	72	8.1	0	0	0
General Abrams Hotel and Disp		Army Active	Garmisch	0	0	0	0	11	217,831	0	11	56.1	0	0	0
General Patton Hotel		Army Active	Garmisch	0	0	0	0	1	67,190	0	2	17.1	0	0	0
George C Marshall Vil Fam Hsg		Army Active	Giessen	5	1,751	0	0	32	785,762	0	42	115.8	0	0	0
Germersheim Army Depot		Army Active	Germersheim	123	1,435,582	0	0	22	464,016	0	454	474.6	10	2	600
Giebelstadt Army Airfield		Army Active	Geibelstadt	47	459,664	0	0	44	506,195	0	635	328.4	192	14	96
Giessen		Army Active	Giessen	0	0	2	96,339	0	0	0	24.5	0	0	0	0
Giessen Community Facilities		Army Active	Giessen	9	71,154	0	0	1	3,756	0	18	21.1	0	0	60
Giessen General Depot		Army Active	Giessen	93	779,333	0	0	111	2,404,544	0	541	693.6	1,311	220	926
Grafenwoehr		Army Active	Grafenwoehr	0	0	452	1,461,696	0	0	0	42	157.3	17	0	0
Grafenwoehr Tng Area		Army Active	Grafenwoehr	566	375,120	0	0	12	11,852	0	51,676	606.7	587	0	1
Griesheim Airfield		Army Active	Darmstadt	26	47,291	0	0	21	252,491	0	73	71.8	11	0	155
Grossauheim Kaserne		Army Active	Gross Auheim	11	119,095	0	0	35	814,781	0	45	230.2	122	1	155

\* Sites having assets that are Federally funded (e.g., owned, lease, licence, permit) and State-owned interest.

\*\* US Locations that do not meet criteria of at least ten (10) Acres AND at least \$10M PRV. US Territories and Non-US Locations that do not meet criteria of at least ten (10) Acres OR at least \$10M PRV.

**DEPARTMENT OF DEFENSE - Army**  
**Base Structure Report - As of 30 Sep 2006**

SITE	BRAC 2005	COMPONENT	NAME NEAREST CITY	BUILDINGS						ACRES OWNED	TOTAL ACRES	PRV (\$M)	MIL	CIV	OTHER
				OWNED		LEASED		OTHER							
				COUNT	SQFT	COUNT	SQFT	COUNT	SQFT						
Gruenstadt AAFES Fac		Army Active	Gruenstadt	9	50,006	0	0	13	422,993	0	18	124.0	0	0	351
Gruenstadt Comm Sta		Army Active	Gruenstadt	1	533	0	0	1	90	0	65	6.8	0	0	0
Hainerberg Hsg and Shop Ctr		Army Active	Wiesbaden	20	91,008	0	0	99	2,521,908	0	165	412.9	0	0	708
Hammonds Barracks		Army Active	Heidelberg	1	229	0	0	9	255,408	0	17	72.2	20	223	203
Harvey Barracks		Army Active	Kitzingen	69	616,174	0	0	87	1,006,691	0	592	484.0	190	183	454
Hausberg Ski Area		Army Active	Garmisch	2	8,461	0	0	0	0	17	30	1.0	0	0	0
Heidelberg		Army Active	Heidelberg	0	0	91	234,815	0	0			28.2	74	2	0
Heidelberg Army Heliport		Army Active	Heidelberg	11	17,082	0	0	8	49,551	0	45	44.6	21	1	57
Heidelberg Community Sup Ctr		Army Active	Heidelberg	22	57,592	0	0	13	364,974	0	27	98.4	25	52	618
Heidelberg Golf Course		Army Active	Heidelberg	12	17,727	0	0	0	0	0	125	18.9	0	0	33
Heidelberg Hospital		Army Active	Heidelberg	5	1,737	0	0	24	515,664	0	23	203.6	685	184	187
Hill 365 Radio Relay Fac		Army Active	Kaiserlautern	4	814	0	0	1	3,948	0	17	2.6	0	0	0
Hohe Warte LTA		Army Active	Giessen	7	7,676	0	0	0	0	0	166	7.8	0	0	0
Hohenfels		Army Active	Hohenfels	0	0	577	1,363,991	0	0	0	1	150.0	7	1	0
Hohenfels Tng Area		Army Active	Hohenfels	648	1,486,939	1	151	365	1,792,454	0	40,024	1,158.5	1,294	208	1,163
Hommertshausen Girl Scout Camp		Army Active	Hommertshausen	22	10,478	0	0	0	0	0	84	4.4	0	0	0
Hoppstaedten Waterworks		Army Active	Baumholder	2	3,085	0	0	2	21,854	0	22	34.6	0	0	0
Husterhoeh Kaserne		Army Active	Pirmasens	42	514,543	0	0	28	647,366	0	126	213.0	37	24	476
Hutier Kaserne		Army Active	Hanau	9	158,920	0	0	14	352,345	0	55	168.0	172	0	39
Idar Oberstein Fam Hsg		Army Active	Idar Oberstein	4	363	0	0	15	446,248	0	27	58.4	0	0	0
Illesheim Leased		Army Active	Illesheim	0	0	80	207,373	0	0	0	2	24.1	7	0	0
Jefferson Village Fam Hsg		Army Active	Darmstadt	6	582	0	0	12	354,331	0	23	70.5	47	17	55
John F Dulles Village Fam Hsg		Army Active	Giessen	3	4,073	0	0	15	419,853	0	22	63.9	0	0	0
Kaiserslautern		Army Active	Kaiserslautern	1	44,485	0	0	3	6,801	0	465	20.1	0	0	0
Kaiserslautern Army Depot		Army Active	Kaiserslautern	101	727,735	0	0	69	956,761	0	635	395.9	11	35	791
Kaiserslautern Equip Spt Ctr		Army Active	Kaiserslautern	23	37,112	0	0	21	233,175	0	51	57.4	11	20	132
Kastel Hsg Area		Army Active	Wiesbaden	5	16,133	0	0	12	374,067	0	28	74.4	0	0	0
Katterbach Kaserne		Army Active	Ansbach	44	187,552	0	0	107	2,547,674	1	425	712.1	1,728	33	434
Kefurt & Craig Village Fam Hsg		Army Active	Stuttgart	0	0	0	0	41	1,047,887	0	38	151.1	0	0	17
Kelley Barracks-Gerge44E		Army Active	Darmstadt	28	257,047	0	0	16	387,192	0	119	177.9	800	5	26
Kelley Barracks-Gerge44F		Army Active	Stuttgart	44	96,768	0	0	29	708,885	6	72	201.7	32	220	406

\* Sites having assets that are Federally funded (e.g., owned, lease, licence, permit) and State-owned interest.

\*\* US Locations that do not meet criteria of at least ten (10) Acres AND at least \$10M PRV. US Territories and Non-US Locations that do not meet criteria of at least ten (10) Acres OR at least \$10M PRV.

**DEPARTMENT OF DEFENSE - Army**  
**Base Structure Report - As of 30 Sep 2006**

SITE	BRAC 2005	COMPONENT	NAME NEAREST CITY	BUILDINGS						ACRES OWNED	TOTAL ACRES	PRV (\$M)	MIL	CIV	OTHER
				OWNED		LEASED		OTHER							
				COUNT	SQFT	COUNT	SQFT	COUNT	SQFT						
Kilbourne Kaserne		Army Active	Heidelberg	8	10,576	0	0	17	86,715	0	13	32.0	154	103	11
Kitzingen		Army Active	Kitzingen	0	0	165	630,253	1	2,907			72.9	0	0	0
Kitzingen Family Housing		Army Active	Kitzingen	55	279,411	0	0	36	1,081,268	0	80	233.2	0	0	0
Kitzingen Tng Areas		Army Active	Kitzingen	1	4,951	0	0	25	40,909	0	2,827	19.2	0	0	0
Kleber Kaserne		Army Active	Kaiserlautern	47	279,514	0	0	32	816,440	0	77	294.7	640	172	736
Kornwestheim Golf Course		Army Active	Stuttgart	4	21,936	0	0	1	435	0	320	13.9	0	0	28
Lampertheim Tng Area		Army Active	Lampertheim	4	722	0	0	1	864	0	4,128	24.4	0	0	0
Landstuhl Heliport		Army Active	Landstuhl	31	80,711	0	0	0	0	0	113	48.3	182	23	32
Landstuhl Hospital		Army Active	Landstuhl	71	224,188	0	0	70	1,187,000	0	165	517.3	824	321	552
Langen Terrace Fam Hsg Area		Army Active	Langen	11	15,195	0	0	15	285,521	0	16	45.2	0	3	0
Larson Barracks		Army Active	Kitzingen	69	627,015	0	0	48	926,659	0	654	455.1	234	0	65
Leased Housing Wuerzburg		Army Active	Wuerzburg	0	0	130	1,221,377	0	0	0	2	139.8	41	0	0
Leased Hsg Giebelstadt		Army Active	Geibelstadt	0	0	113	551,529	0	0	0	0	63.1	10	0	0
Ledward Barracks		Army Active	Schweinfurt	146	249,576	0	0	54	1,384,380	0	161	433.0	1,888	117	750
Lincoln Village Fam Hsg		Army Active	Darmstadt	47	141,501	0	0	41	1,243,547	0	64	217.1	0	13	119
Mainz		Army Active	Mainz	0	0	1	1,967	2	11,270	0	169	1.8	2	0	4
Mainz-Kastel Station		Army Active	Wiesbaden	9	26,639	0	0	28	755,662	0	58	164.6	101	22	659
Mannheim Class III Point		Army Active	Mannheim	6	13,526	0	0	6	14,125	0	28	1,257.0	0	0	7
Mark Twain Village Fam Hsg		Army Active	Heidelberg	9	28,701	0	0	69	2,038,192	0	75	386.4	197	287	419
McArthur Place Fam Hsg		Army Active	Friedberg	1	2,294	0	0	14	190,881	0	10	30.2	0	0	0
McCully Barracks		Army Active	Mainz	21	251,198	0	0	38	360,518	0	74	182.9	488	5	20
Messel Small Arms Range		Army Active	Darmstadt	6	5,754	0	0	2	752	0	52	8.5	0	0	0
Miesau Ammo Depot		Army Active	Miesau	126	839,926	0	0	511	1,565,872	0	2,326	720.3	523	15	223
Moehringen Fam Hsg		Army Active	Stuttgart	0	0	0	0	31	390,307	0	32	50.9	0	0	1
Nathan Hale QM Area		Army Active	Darmstadt	18	58,407	0	0	27	392,421	0	39	96.2	174	32	352
Neubruেকে		Army Active	Neubruেকে	0	0	39	122,978	0	0			14.3	0	0	0
Neubruেকে Hospital		Army Active	Baumholder	7	32,874	0	0	20	297,814	0	55	101.1	0	0	28
New Argonner Fam Hsg		Army Active	Hanau	12	243,467	0	0	44	633,587	0	85	171.3	68	35	102
Oberammergau NATO School		Army Active	Garmisch	3	1,827	0	0	4	43,010			12.2	15	5	387
Oberdachstetten Tng Area		Army Active	Ansbach	19	19,539	0	0	49	137,455	0	799	66.5	0	0	0
Oftersheim Small Arms Range		Army Active	Heidelberg	5	3,707	0	0	3	9,551	0	35	7.9	0	2	4

\* Sites having assets that are Federally funded (e.g., owned, lease, licence, permit) and State-owned interest.

\*\* US Locations that do not meet criteria of at least ten (10) Acres AND at least \$10M PRV. US Territories and Non-US Locations that do not meet criteria of at least ten (10) Acres OR at least \$10M PRV.

**DEPARTMENT OF DEFENSE - Army**  
**Base Structure Report - As of 30 Sep 2006**

SITE	BRAC 2005	COMPONENT	NAME NEAREST CITY	BUILDINGS						ACRES OWNED	TOTAL ACRES	PRV (\$M)	MIL	CIV	OTHER
				OWNED		LEASED		OTHER							
				COUNT	SQFT	COUNT	SQFT	COUNT	SQFT						
Panzer Kaserne-Gerge642		Army Active	Kaiserlautern	1	334	0	0	10	303,644	0	19	86.2	382	155	175
Panzer Kaserne-Gerge643		Army Active	Stuttgart	24	93,830	0	0	39	1,074,148	2	90	308.8	682	24	247
Patch Barracks		Army Active	Stuttgart	51	329,455	0	0	41	1,202,953	1	110	415.8	581	292	1,648
Patrick Henry Village Fam Hsg		Army Active	Heidelberg	53	426,812	0	0	192	2,950,854	0	250	654.7	29	30	712
Patton Barracks		Army Active	Heidelberg	30	85,724	0	0	27	654,447	0	37	202.6	397	261	156
Pendleton Barracks		Army Active	Giessen	4	13,560	0	0	4	113,203	0	38	37.8	10	14	88
Pfeffelbach Waterworks		Army Active	Baumholder	1	78	0	0	2	16,896	0	57	29.1	0	0	0
Pioneer Kaserne		Army Active	Hanau	17	36,678	0	0	52	1,071,006	0	95	296.1	564	132	247
Pioneer Village Fam Hsg		Army Active	Hanau	3	78,781	0	0	48	1,451,483	0	61	245.6	0	0	14
Pond Barracks		Army Active	Amberg	4	37,568	0	0	0	0	0	22	13.6	0	0	0
Pulaski Barracks		Army Active	Kaiserlautern	33	65,711	0	0	37	226,181	0	131	92.1	163	25	244
Ray Barracks		Army Active	Friedberg	103	715,208	0	0	64	863,458	0	188	437.9	2,355	45	124
Rheinblick Rec Annex		Army Active	Wiesbaden	1	35	0	0	2	14,052	0	172	11.0	0	0	39
Rhine Ordnance Barracks		Army Active	Kaiserlautern	105	437,900	0	0	988	2,053,667	0	3,037	836.5	665	14	191
Robinson Barracks		Army Active	Stuttgart	4	80,931	0	0	5	19,162	1	24	25.4	0	0	90
Robinson-Grenadier Fam Hsg		Army Active	Stuttgart	8	1,679	0	0	63	1,504,096	0	135	228.9	0	6	14
Roman Way Village Fam Hsg		Army Active	Butzbach	19	103,535	0	0	43	1,284,530	0	63	198.7	23	9	42
Rottershausen Ammo Stor Area		Army Active	Schweinfurt	5	9,520	0	0	25	47,775	0	186	10.2	0	0	0
Sambach AFN Fac		Army Active	Sambach	0	0	0	0	3	1,999	0	10	0.9	0	0	0
Schweinfurt		Army Active	Schweinfurt	0	0	130	1,195,310	0	0			135.4	23	0	0
Schweinfurt Tng Areas		Army Active	Schweinfurt	110	82,634	0	0	6	12,606	0	10,803	38.9	0	2	15
Schwetzingen Training Area		Army Active	Heidelberg	1	343	0	0	0	0	0	277	0.9	0	0	0
Sheridan Barracks		Army Active	Garmisch	3	301,799	0	0	11	401,133	0	29	150.3	0	5	126
Shipton Kaserne		Army Active	Ansbach	33	36,226	0	0	39	317,012	0	386	111.2	0	2	8
Smith Barracks		Army Active	Baumholder	178	642,766	0	0	203	3,130,266	0	1,018	1,139.2	4,197	301	1,094
South Camp Vilseck		Army Active	Vilseck	875	4,527,033	0	0	138	1,334,661	0	2,193	1,396.0	3,712	255	1,585
Spinelli Barracks		Army Active	Mannheim	35	25,078	0	0	70	1,483,598	0	198	323.7	458	50	195
St Barbara Village Fam Hsg		Army Active	Darmstadt	21	6,868	1	1	21	82,351	0	11	16.2	0	0	0
Stem Kaserne		Army Active	Heidelberg	3	12,184	0	0	12	60,479	0	10	24.5	21	12	61
Steuben & Weicht Vil Fam Hsg		Army Active	Stuttgart	2	782	0	0	54	555,685	0	48	78.9	0	0	1
Storck Barracks		Army Active	Illesheim	33	60,228	0	0	97	1,874,999	0	441	564.6	1,322	25	211

\* Sites having assets that are Federally funded (e.g., owned, lease, licence, permit) and State-owned interest.

\*\* US Locations that do not meet criteria of at least ten (10) Acres AND at least \$10M PRV. US Territories and Non-US Locations that do not meet criteria of at least ten (10) Acres OR at least \$10M PRV.

**DEPARTMENT OF DEFENSE - Army**  
**Base Structure Report - As of 30 Sep 2006**

SITE	BRAC 2005	COMPONENT	NAME NEAREST CITY	BUILDINGS						ACRES OWNED	TOTAL ACRES	PRV (\$M)	MIL	CIV	OTHER
				OWNED		LEASED		OTHER							
				COUNT	SQFT	COUNT	SQFT	COUNT	SQFT						
Strassburg Kaserne		Army Active	Baumholder	9	8,194	0	0	28	484,158	0	39	126.9	514	1	76
Stuttgart Dependent School		Army Active	Stuttgart	1	301	0	0	4	167,796	0	11	42.9	0	0	33
Sullivan Barracks		Army Active	Mannheim	21	218,319	0	0	50	927,802	0	111	300.8	594	35	593
Sulzheim Tng Area		Army Active	Schweinfurt	1	182	0	0	1	190	0	145	9.4	0	0	0
Taylor Barracks		Army Active	Mannheim	63	195,073	0	0	26	661,602	0	113	240.2	838	92	412
Tiergarten Tng Area		Army Active	Hanau	3	417	0	0	0	0	0	246	1.2	0	0	0
Tompkins Barracks		Army Active	Heidelberg	28	67,272	0	0	31	602,864	0	88	209.6	557	127	91
Turley Barracks		Army Active	Mannheim	13	7,434	2	52,129	30	484,940	0	33	159.7	374	14	17
Vilseck		Army Active	Vilseck	0	0	134	671,352	0	0	0	31	76.7	24	0	0
Wackernhm-Schwabenwaeldchen TA		Army Active	Mainz	2	1,599	0	0	7	3,886	0	23	3.4	0	0	0
Warner Barracks		Army Active	Bamberg	230	302,336	0	0	121	2,638,193	0	209	798.2	2,413	204	992
Warner Barracks Fam Hsg		Army Active	Bamberg	4	746	0	0	13	337,013	0	13	54.0	0	0	0
Weilimdorf Warehouse		Army Active	Stuttgart	0	0	0	0	2	61,588	0	4	11.1	0	0	4
Weisskirchen AFN Trans Fac		Army Active	Weisskirchen	0	0	0	0	6	13,519	0	18	13.9	0	0	0
Wetzel Fam Hsg		Army Active	Baumholder	7	31,098	0	0	35	1,230,185	0	131	187.6	0	0	64
Wetzel Kaserne		Army Active	Baumholder	17	104,274	0	0	9	100,106	0	215	89.6	0	1	111
Wiesbaden Army Airfield		Army Active	Wiesbaden	50	327,524	0	0	143	2,105,857	0	638	722.7	3,000	428	1,024
Wiesbaden Small Arms Range		Army Active	Wiesbaden	3	6,419	0	0	7	8,398	0	26	5.0	0	0	0
Wolfgang Kaserne		Army Active	Hanau	21	309,512	0	0	9	126,077	0	98	109.3	1	0	360
Wuerzburg Faulenberg Barracks		Army Active	Wuerzburg	12	18,324	0	0	29	551,698	0	25	126.0	58	125	209
Wuerzburg Hospital		Army Active	Wuerzburg	6	197,180	0	0	4	405,519	0	14	219.5	740	148	437
Wuerzburg Tng Areas		Army Active	Wuerzburg	3	3,172	0	0	1	387	0	20	2.2	0	0	0
Yorkhof Kaserne		Army Active	Hanau	0	0	0	0	9	128,926	0	5	34.9	32	136	137
<b>** OTHER SITE(S): 43</b>				56	97,985	46	230,375	81	311,586	2	90	147.1	462	92	1,123
<b>Germany Total:</b>				<b>6,548</b>	<b>26,508,633</b>	<b>2,317</b>	<b>9,641,711</b>	<b>7,656</b>	<b>103,805,297</b>	<b>34</b>	<b>157,289</b>	<b>34,621.3</b>	<b>49,127</b>	<b>8,127</b>	<b>32,778</b>
<b>Italy</b>															
Camp Darby		Army Active	Camp Darby	143	646,864	0	0	0	0	0	159	270.3	122	77	438
Camp Ederle		Army Active	Vicenza	252	1,364,095	12	101,481	37	405,229	0	147	666.2	2,857	366	1,365
Coltano Troposcatter Site		Army Active	Coltano	8	44,046	0	0	0	0	0	289	17.6	0	0	17
Dal Molin Airfield		Army Active	Vicenza	7	5,142	0	0	3	20,678	0		34.3	4	0	3

\* Sites having assets that are Federally funded (e.g., owned, lease, licence, permit) and State-owned interest.

\*\* US Locations that do not meet criteria of at least ten (10) Acres AND at least \$10M PRV. US Territories and Non-US Locations that do not meet criteria of at least ten (10) Acres OR at least \$10M PRV.



**DEPARTMENT OF DEFENSE - Army**  
**Base Structure Report - As of 30 Sep 2006**

SITE	BRAC 2005	COMPONENT	NAME NEAREST CITY	BUILDINGS						ACRES OWNED	TOTAL ACRES	PRV (\$M)	MIL	CIV	OTHER
				OWNED		LEASED		OTHER							
				COUNT	SQFT	COUNT	SQFT	COUNT	SQFT						
Livorno		Army Active	Livorno	0	0	58	212,049	0	0			25.7	11	11	9
Livorno Supply and Maint Area		Army Active	Livorno	108	794,089	0	0	0	0	0	277	213.9	41	19	330
Livorno Training Area		Army Active	Livorno	5	5,727	0	0	0	0	0	50	6.6	0	0	0
Longare Comm Site		Army Active	Vicenza	5	7,071	0	0	28	86,169	0	52	38.1	58	1	15
Pisa Ammo Storage Area		Army Active	Pisa	222	514,141	0	0	0	0	0	2,093	194.6	2	4	28
Vicenza		Army Active	Vicenza	2	3,973	166	1,118,581	0	0	0	5	164.7	0	0	0
Vicenza Basic Load Stor Area		Army Active	Vicenza	16	29,742	0	0	0	0	0	34	14.1	1	3	0
Vicenza Fam Hsg		Army Active	Vicenza	313	567,029	0	0	1	2,793	0	82	95.6	0	0	46
<b>** OTHER SITE(S): 3</b>				12	6,785	0	0	0	0	0	5	2.6	0	0	0
<b>Italy Total:</b>				<b>1,093</b>	<b>3,988,704</b>	<b>236</b>	<b>1,432,111</b>	<b>69</b>	<b>514,869</b>	<b>0</b>	<b>3,193</b>	<b>1,744.2</b>	<b>3,096</b>	<b>481</b>	<b>2,251</b>
<b>Japan</b>															
Akasaka Press Center		Army Active	Tokyo	1	180	0	0	6	172,832	0	8	47.8	3	12	233
Akizuki Ammunition Depot		Army Active	Akizuki	14	6,719	0	0	56	426,498	0	138	161.0	1	3	126
Camp Zama		Army Active	Sagamihara	177	567,403	0	0	233	2,430,006	0	578	1,015.8	586	558	2,352
Hiro Ammunition Depot		Army Active	Kure City	4	5,552	0	0	8	108,255	0	88	38.5	0	0	31
Kachin Hanto Area A		Army Active	Gushikawa	14	7,914	0	0	5	7,162	0	32	41.3	0	0	0
Kawakami Ammunition Depot		Army Active	Hiroshima	67	127,837	0	0	51	230,116	0	644	160.3	0	3	140
Kure Pier 6		Army Active	Kure	7	3,960	0	0	9	61,851	0	4	23.7	51	4	77
Naha Port		Army Active	Naha Okinawa	39	345,941	0	0	3	14,425	0	139	149.8	7	12	107
POL Facilities		Army Active	Chatan Okinawa	32	28,041	0	0	82	50,690	0	413	263.7	0	1	69
Sagami General Depot		Army Active	Sagamihara	138	88,500	0	0	150	3,143,996	0	528	790.1	57	36	723
Sagamihara Family Housing Area		Army Active	Sagamihara	428	120,605	0	0	239	959,647	0	150	353.7	2	10	200
Shariki Communication Site		Army Active	Aomori							0	18	0.0	0	0	0
Torii Station		Army Active	Ominato	96	456,080	0	0	147	960,649	0	996	476.4	648	56	699
Yokohama North Dock		Army Active	Yokohama	19	13,428	0	0	67	576,179	0	127	216.9	18	13	223
<b>** OTHER SITE(S): 1</b>										0	2	0.4	0	0	0
<b>Japan Total:</b>				<b>1,036</b>	<b>1,772,160</b>	<b>0</b>	<b>0</b>	<b>1,056</b>	<b>9,142,306</b>	<b>0</b>	<b>3,865</b>	<b>3,739.4</b>	<b>1,373</b>	<b>708</b>	<b>4,980</b>
<b>Luxembourg</b>															
Bettembourg Site		Army Active	Luxembourg	0	0	0	0	34	1,282,409	0	117	153.1	9	0	992
Sanem Site		Army Active	Esch-S-Alzette	0	0	0	0	29	995,591	0	97	115.4	0	0	0

\* Sites having assets that are Federally funded (e.g., owned, lease, licence, permit) and State-owned interest.

\*\* US Locations that do not meet criteria of at least ten (10) Acres AND at least \$10M PRV. US Territories and Non-US Locations that do not meet criteria of at least ten (10) Acres OR at least \$10M PRV.

**DEPARTMENT OF DEFENSE - Army**  
**Base Structure Report - As of 30 Sep 2006**

SITE	BRAC 2005	COMPONENT	NAME NEAREST CITY	BUILDINGS						ACRES OWNED	TOTAL ACRES	PRV (\$M)	MIL	CIV	OTHER
				OWNED		LEASED		OTHER							
				COUNT	SQFT	COUNT	SQFT	COUNT	SQFT						
<b>** OTHER SITE(S): 1</b>				0	0	2	5,131	0	0			0.5	0	0	0
<b>Luxembourg Total:</b>				<b>0</b>	<b>0</b>	<b>2</b>	<b>5,131</b>	<b>63</b>	<b>2,278,000</b>	<b>0</b>	<b>214</b>	<b>269.0</b>	<b>9</b>	<b>0</b>	<b>992</b>
<b><u>Marshall Islands</u></b>															
U.S. Army Kwajalein Atoll		Army Active	Majuro	847	3,271,348	0	0	0	0	0	1,361	2,159.1	26	55	2,327
<b>Marshall Islands Total:</b>				<b>847</b>	<b>3,271,348</b>	<b>0</b>	<b>0</b>	<b>0</b>	<b>0</b>	<b>0</b>	<b>1,361</b>	<b>2,159.1</b>	<b>26</b>	<b>55</b>	<b>2,327</b>
<b><u>Netherlands</u></b>															
Eygelshoven Storage Area		Army Active	Eygelshoven	12	6,277	0	0	22	593,150			94.0	12	26	19
Hendrik Mine		Army Active	Brunssum	1	2,152	0	0	11	668,381			144.7	202	11	147
Rotterdam Admin Facility		Army Active	Rotterdam	0	0	2	87,367	0	0	0	2	18.7	41	42	121
Schinnen		Army Active	Schinnen	1	0	257	448,628	0	0			56.3	0	0	0
Schinnen Emma Mine		Army Active	Schinnen	36	82,642	14	141,920	0	0	0	24	52.9	54	78	509
<b>** OTHER SITE(S): 2</b>				0	0	35	57,246	0	0			7.1	0	0	4
<b>Netherlands Total:</b>				<b>50</b>	<b>91,071</b>	<b>308</b>	<b>735,161</b>	<b>33</b>	<b>1,261,531</b>	<b>0</b>	<b>26</b>	<b>373.7</b>	<b>309</b>	<b>157</b>	<b>800</b>
<b><u>South Korea</u></b>															
Bayonet Training Area		Army Active	Tong Du Chon							0	248	0.0	0	0	0
Brooklyn Hill		Army Active	Yangsan	11	7,945	0	0	0	0	4	40	3.9	0	0	0
Bullseye 01		Army Active	Kumchon-Ni	59	49,512	0	0	0	0	0	21,184	24.5	0	0	8
Bullseye 02		Army Active	Kumchon Ni							0	1,391	0.0	0	0	0
Camp Ames		Army Active	Taejon City	9	19,158	0	0	0	0	0	20	5.2	0	0	0
Camp Bonifas		Army Active	Kumohon Ri	85	186,486	0	0	0	0	0	36	56.9	3	0	53
Camp Carroll		Army Active	Waegwan	277	2,256,105	0	0	56	1,006,478	0	681	687.1	879	145	1,728
Camp Casey		Army Active	Tongduchon	652	4,187,549	0	0	2	9,468	0	3,497	1,137.6	4,450	65	2,364
Camp Castle		Army Active	Tong Du Chon	56	339,952	0	0	0	0	1	51	86.2	234	0	387
Camp Colbern		Army Active	Songnam	55	188,433	0	0	0	0	0	76	50.7	0	0	0
Camp Eagle		Army Active	Wonju	56	447,055	0	0	0	0	0	114	144.8	451	4	69
Camp Edwards		Army Active	Kumchon-Ni	70	252,260	0	0	0	0	0	62	69.9	0	0	0
Camp Essayons		Army Active	Uijong Bu	122	303,878	0	0	0	0	0	76	87.3	0	0	37
Camp Falling Water		Army Active	Uijong Bu	41	133,735	0	0	1	400	0	59	29.8	0	0	0
Camp Garry Owen North		Army Active	Kumohon Ni	137	402,434	0	0	0	0	0	70	115.8	0	0	0

\* Sites having assets that are Federally funded (e.g., owned, lease, licence, permit) and State-owned interest.

\*\* US Locations that do not meet criteria of at least ten (10) Acres AND at least \$10M PRV. US Territories and Non-US Locations that do not meet criteria of at least ten (10) Acres OR at least \$10M PRV.

**DEPARTMENT OF DEFENSE - Army**  
**Base Structure Report - As of 30 Sep 2006**

SITE	BRAC 2005	COMPONENT	NAME NEAREST CITY	BUILDINGS						ACRES OWNED	TOTAL ACRES	PRV (\$M)	MIL	CIV	OTHER
				OWNED		LEASED		OTHER							
				COUNT	SQFT	COUNT	SQFT	COUNT	SQFT						
Camp Giant		Army Active	Kumchon	74	158,888	0	0	0	0	0	42	36.8	0	0	0
Camp Greaves		Army Active	Kumchon Ni	120	323,849	0	0	0	0	0	59	93.5	0	0	0
Camp Henry		Army Active	Taegu	93	485,052	198	236,009	38	212,449	1	59	207.3	556	270	1,533
Camp Hialeah (Army)		Army Active	Pusan	302	874,842	0	0	24	53,561	61	193	294.4	4	0	21
Camp Hovey		Army Active	Tongduchon	172	1,616,855	0	0	1	25,696	0	3,473	401.6	1,187	1	286
Camp Howze		Army Active	Kumchon Ni	167	544,366	0	0	0	0	0	157	159.6	0	0	0
Camp Humphreys		Army Active	Pyongtaek City	569	4,587,378	0	0	5	7,897	0	1,230	1,196.3	4,539	148	2,518
Camp Jackson		Army Active	Uijong Bu	47	178,892	0	0	0	0	0	406	44.3	181	0	76
Camp Kwangsa Ri		Army Active	Uijongbu	15	35,560	0	0	4	8,000	0	31	11.8	0	0	28
Camp Long		Army Active	Wonju	126	311,919	0	0	8	13,007	0	85	89.1	89	9	266
Camp Market		Army Active	Inchon	64	591,722	0	0	39	588,090	0	118	188.3	12	4	500
Camp Nimble		Army Active	Tong Du Chon	31	119,928	0	0	0	0	2	16	30.8	0	0	0
Camp Page		Army Active	Chunchon	152	725,733	0	0	6	30,114	0	468	237.6	0	0	0
Camp Red Cloud		Army Active	Uijong Bu	242	1,384,434	0	0	0	0	0	207	368.6	1,154	143	1,416
Camp Sears		Army Active	Uijong Bu	41	132,443	0	0	1	92	0	32	38.2	0	0	0
Camp Stanley		Army Active	Uijong Bu	286	1,602,299	0	0	1	109	0	605	410.3	965	18	615
Camp Stanton		Army Active	Kumchon Ri	66	172,624	0	0	0	0	0	67	73.7	325	0	0
Camp Walker		Army Active	Taegu	228	1,144,613	0	0	0	0	1	195	316.2	471	58	700
Camp Yongin		Army Active	Suwon	6	44,616	0	0	3	9,240	0	8	14.9	40	2	40
Chang San		Army Active	Pusan	13	12,838	0	0	0	0	2	26	4.9	0	0	0
Cheju Do Training Center		Army Active	Pusan	31	42,684	0	0	1	468	0	12	13.8	0	0	0
Dartboard Site		Army Active	Taegu	2	1,672	0	0	0	0	0	10	3.0	0	0	0
Far East Dist Engr		Army Active	Seoul	32	111,986	0	0	14	73,008	0	11	40.8	2	153	518
Freedom Bridge		Army Active	Munsan	6	6,382	0	0	0	0	0	14	1.6	0	0	0
Gun Training Area		Army Active	Tong Du Chon							0	195	0.0	0	0	0
H220 Helipport		Army Active	Tong Du Chon	52	240,669	0	0	0	0	0	52	60.8	6	5	184
High Point		Army Active	Chonan City	3	2,122	0	0	0	0	0	11	2.0	0	0	0
K-16 Air Base		Army Active	Songnam	50	301,703	0	0	20	269,386	0	212	164.5	744	3	338
Kamaksan ASA		Army Active	Tong Du Chon	6	5,526	0	0	0	0	0	48	2.6	0	0	10
Koryosan ASA		Army Active	Inchon	7	6,462	0	0	0	0	0	12	3.1	0	0	9
Kunsan Pol Terminal Site		Army Active	Kunsan	3	5,728	0	0	0	0	0	17	8.1	0	0	0

\* Sites having assets that are Federally funded (e.g., owned, lease, licence, permit) and State-owned interest.

\*\* US Locations that do not meet criteria of at least ten (10) Acres AND at least \$10M PRV. US Territories and Non-US Locations that do not meet criteria of at least ten (10) Acres OR at least \$10M PRV.

**DEPARTMENT OF DEFENSE - Army**  
**Base Structure Report - As of 30 Sep 2006**

SITE	BRAC 2005	COMPONENT	NAME NEAREST CITY	BUILDINGS						ACRES OWNED	TOTAL ACRES	PRV (\$M)	MIL	CIV	OTHER
				OWNED		LEASED		OTHER							
				COUNT	SQFT	COUNT	SQFT	COUNT	SQFT						
Madison Site		Army Active	Suwon	11	8,638	0	0	0	0	0	22	7.2	0	0	0
Masan Ammunition Depot		Army Active	Masan	17	57,265	0	0	0	0	0	1,060	17.3	0	2	5
Niblo Barracks		Army Active	Seoul	11	28,505	0	0	2	6,345	0	7	11.2	0	0	51
Pier #8		Army Active	Kanman-Tong	4	7,759	0	0	7	98,524	0	12	32.9	0	2	39
Pusan Storage Facility		Army Active	Pusan	63	396,674	0	0	9	20,887	3	69	94.2	3	6	196
Pyongtaek Cpx Area		Army Active	Pyong Taek	9	8,872	0	0	0	0	0	160	5.4	0	0	4
Richmond		Army Active	Taejon	3	2,696	0	0	0	0	0	14	2.7	0	0	0
Shinbuk Relay		Army Active	Pochon	5	4,240	0	0	0	0	0	13	6.2	0	0	0
Sungnam Golf Course		Army Active	Songnam	0	0	0	0	10	60,983	0	230	28.0	0	0	145
Swiss and Swed Camp Mac HQ		Army Active	Munsan	26	37,090	0	0	0	0			11.9	0	0	4
Tango		Army Active	Songnam	22	137,798	0	0	6	77,561	0	241	57.2	97	1	63
Watkins Range		Army Active	Tong Du Chon							0	13	0.0	0	0	0
Yong Pyong		Army Active	Yongpyong	60	173,521	0	0	0	0	0	3,347	72.5	2	1	133
Yongsan Garrison		Army Active	Seoul	749	4,698,637	52	1,345,481	197	1,127,496	0	639	1,427.9	3,997	1,067	7,466
<b>** OTHER SITE(S): 18</b>				69	78,825	1	2	10	117,246	6	54	45.6	97	2	57
<b>South Korea Total:</b>				<b>5,685</b>	<b>30,188,807</b>	<b>251</b>	<b>1,581,492</b>	<b>465</b>	<b>3,816,505</b>	<b>81</b>	<b>41,560</b>	<b>8,838.4</b>	<b>20,488</b>	<b>2,109</b>	<b>21,867</b>
<b>United Kingdom</b>															
Menwith Hill		Army Active	Menwith Hill	220	869,650	0	0	0	0	545	545	241.7	217	71	18
RAF Hythe		Army Active	Southampton	3	2,581	0	0	22	216,460	0	35	48.5	2	26	140
<b>United Kingdom Total:</b>				<b>223</b>	<b>872,231</b>	<b>0</b>	<b>0</b>	<b>22</b>	<b>216,460</b>	<b>545</b>	<b>580</b>	<b>290.2</b>	<b>219</b>	<b>97</b>	<b>158</b>
<b>Overseas Total:</b>				<b>15,545</b>	<b>67,062,218</b>	<b>3,160</b>	<b>14,048,995</b>	<b>9,489</b>	<b>122,188,338</b>	<b>676</b>	<b>209,167</b>	<b>52,625.9</b>	<b>75,874</b>	<b>12,150</b>	<b>67,770</b>
<b>Worldwide Totals By Reporting Component:</b>				<b>106,875</b>	<b>716,723,927</b>	<b>5,525</b>	<b>29,458,990</b>	<b>46,626</b>	<b>258,652,684</b>	<b>11,924,691</b>	<b>18,070,102</b>	<b>263,968.5</b>	<b>831,872</b>	<b>176,102</b>	<b>356,751</b>

\* Sites having assets that are Federally funded (e.g., owned, lease, licence, permit) and State-owned interest.

\*\* US Locations that do not meet criteria of at least ten (10) Acres AND at least \$10M PRV. US Territories and Non-US Locations that do not meet criteria of at least ten (10) Acres OR at least \$10M PRV.

**DEPARTMENT OF DEFENSE - Navy**  
**Base Structure Report - As of 30 Sep 2006**

SITE	BRAC 2005	COMPONENT	NAME NEAREST CITY	BUILDINGS						ACRES OWNED	TOTAL ACRES	PRV (\$M)	MIL	CIV	OTHER
				OWNED		LEASED		OTHER							
				COUNT	SQFT	COUNT	SQFT	COUNT	SQFT						
<b>Alabama</b>															
Barin Field		Navy Active	Foley	7	16,115	0	0	0	0	763	818	32.5	0	0	0
NOLF Brewton		Navy Active	Brewton	0	0	2	1,070	0	0	0	653	24.7	0	0	0
NOLF Evergreen		Navy Active	Evergreen	0	0	1	7,650	0	0	132	440	17.4	0	0	0
NOLF Silverhill		Navy Active	Silverhill	2	1,443	0	0	0	0	400	400	19.6	0	0	0
NOLF Summerdale		Navy Active	Summerdale	1	1,024	0	0	0	0	565	565	23.5	0	0	0
NOLF Wolf		Navy Active	Elberta	1	240	0	0	0	0	422	422	25.5	0	0	0
NO SC Bessemer		Navy Reserve	Bessemer	9	74,941	0	0	0	0	16	16	12.8	613	0	0
** OTHER SITE(S): 7				25	71,542	0	0	1	4,971	1	119	13.7	373	0	0
<b>Alabama Total:</b>				<b>45</b>	<b>165,305</b>	<b>3</b>	<b>8,720</b>	<b>1</b>	<b>4,971</b>	<b>2,299</b>	<b>3,433</b>	<b>169.7</b>	<b>986</b>	<b>0</b>	<b>0</b>
<b>Alaska</b>															
Adak AK NAF CS		Navy Active	Adak Station	573	4,165,122	0	0	0	0	52,181	52,181	4,436.8	0	0	0
Back Island		Navy Active	Ketchikan	3	23,756	0	0	0	0	0	15	52.1	0	0	0
NARL Barrow Camp TR1		Navy Active	Barrow	69	124,419	0	0	0	0	639	639	309.2	0	0	0
NSGA Adak		Navy Active	Adak Station	38	288,458	0	0	0	0	8,820	8,820	309.1	0	0	0
** OTHER SITE(S): 4				12	35,360	0	0	2	67,000	0	6	34.5	143	0	0
<b>Alaska Total:</b>				<b>695</b>	<b>4,637,115</b>	<b>0</b>	<b>0</b>	<b>2</b>	<b>67,000</b>	<b>61,640</b>	<b>61,661</b>	<b>5,141.7</b>	<b>143</b>	<b>0</b>	<b>0</b>
<b>Arizona</b>															
** OTHER SITE(S): 3				19	108,365	0	0	0	0	287	310	25.8	1,464	18	0
<b>Arizona Total:</b>				<b>19</b>	<b>108,365</b>	<b>0</b>	<b>0</b>	<b>0</b>	<b>0</b>	<b>287</b>	<b>310</b>	<b>25.8</b>	<b>1,464</b>	<b>18</b>	<b>0</b>
<b>California</b>															
Admiral Hartman Hsg		Navy Active	San Diego	0	0	0	0	440	737,527	138	138	104.2	0	0	0
Alameda Annex		Navy Active	Alameda	8	866,604	0	0	0	0	51	51	120.1	0	0	0
Alameda CA NAS CSO		Navy Active	Alameda	181	5,734,633	0	0	0	0	2,414	2,573	1,969.9	13	0	0
Alameda Facility		Navy Active	Alameda	12	1,392,353	0	0	0	0	96	97	305.7	0	0	0
Bayview Hills Housing		Navy Active	San Diego	1	5,500	0	0	199	1,622,259	162	162	187.9	0	0	0
Broadway Complex	C	Navy Active	San Diego	19	888,843	2	161,369	0	0	20	25	207.7	24	0	0
C3F Complex		Navy Active	San Diego	17	385,228	0	0	0	0	91	91	104.5	0	0	0

\* Sites having assets that are Federally funded (e.g., owned, lease, licence, permit) and State-owned interest.

\*\* US Locations that do not meet criteria of at least ten (10) Acres AND at least \$10M PRV. US Territories and Non-US Locations that do not meet criteria of at least ten (10) Acres OR at least \$10M PRV.

**DEPARTMENT OF DEFENSE - Navy  
Base Structure Report - As of 30 Sep 2006**

SITE	BRAC 2005	COMPONENT	NAME NEAREST CITY	BUILDINGS						ACRES OWNED	TOTAL ACRES	PRV (\$M)	MIL	CIV	OTHER
				OWNED		LEASED		OTHER							
				COUNT	SQFT	COUNT	SQFT	COUNT	SQFT						
Cabrillo Hsg Long Bch		Navy Active	Long Beach	250	736,152	0	0	0	0	91	91	90.4	0	0	0
Capehart Hsg 3 Mugu		Navy Active	Camarillo	78	462,884	0	0	0	0	52	52	91.0	0	0	0
Centerville Beach		Navy Active	Ferndale	76	204,039	0	0	0	0	47	49	45.5	0	0	0
Chesterton Hsg		Navy Active	San Diego	1	6,863	0	0	435	810,605	144	144	116.3	0	0	0
Chollas Heights Hsg		Navy Active	San Diego	0	0	0	0	91	556,927	78	78	67.5	0	0	0
Clev NF Survival Tra		Navy Active	Warner Springs	42	45,265	0	0	0	0	0	6,166	11.2	0	0	0
CSO NCEL Pt Hueneme CA		Navy Active	Port Hueneme	50	230,794	0	0	0	0	33	33	64.9	0	0	0
Desert Range		Navy Active	El Centro	2	8,040	0	0	0	0	6,226	52,263	28.3	0	0	0
Det Concord	C	Navy Active	Concord	492	1,947,566	0	0	0	0	7,519	8,255	1,041.5	76	0	0
Dixon Transmitter Fac		Navy Active	Dixon	25	78,248	0	0	0	0	1,285	1,285	95.5	0	0	0
Estero Bay Fuel Comple		Navy Active	Morro Bay	6	1,960	0	0	0	0	175	175	101.1	0	0	0
Eucalyptus Housing		Navy Active	San Diego	0	0	0	0	57	466,754	41	41	50.5	0	0	0
Fallbrook California	R	Navy Active	Fallbrook	274	1,003,482	0	0	0	0	8,851	8,851	409.9	0	0	0
Fleet ASW	R	Navy Active	San Diego	42	1,098,290	0	0	0	0	11	37	291.1	0	0	0
Former Phibase Coronado	R	Navy Active	Coronado	185	2,494,335	0	0	0	0	718	975	799.3	396	11	0
Fuel Farm		Navy Active	San Diego	86	97,709	0	0	0	0	206	206	170.0	0	0	0
Holtville Carrier LS		Navy Active	El Centro							110	110	16.5	0	0	0
Home Terrace Condos		Navy Active	San Diego	0	0	0	0	27	126,842	10	10	15.3	0	0	0
Howard Gilmore		Navy Active	La Mesa	0	0	0	0	49	759,657	50	50	77.1	0	0	0
Hunters Point CA Annx CSO		Navy Active	San Francisco	206	3,253,325	0	0	0	0	922	922	1,213.5	0	0	0
Imperial Beach		Navy Active	Imperial Beach	79	776,020	0	0	7	4,200	1,402	1,402	300.3	0	0	0
La Mesa Village		Navy Active	Monterey	16	82,268	0	0	254	883,831	298	299	140.6	0	0	0
Lab Recreation		Navy Active	Monterey	20	53,504	0	0	0	0	101	108	25.0	0	0	0
Lofgren Terrace		Navy Active	Chula Vista	0	0	0	0	53	375,010	37	37	45.8	0	0	0
Long Beach CA NSY CSO		Navy Active	Long Beach	118	3,109,290	0	0	0	0	390	396	970.2	51	0	0
Long Beach Fuel Comple		Navy Active	Long Beach	5	8,105	0	0	0	0	11	11	19.7	0	0	0
Long Beach Golf Course		Navy Active	Los Alamitos	1	4,200	11	14,716	0	0	0	254	15.9	0	0	0
Long Beach NAVSTA		Navy Active	Long Beach	40	520,823	0	0	0	0	776	776	188.5	0	0	0
Mare Island CA NSY CSO		Navy Active	Vallejo	291	1,728,777	0	0	0	0	5,107	5,109	1,099.5	0	0	0
Marina Village/Sf		Navy Active	San Francisco	160	727,359	0	0	0	0	30	30	86.6	0	0	0
Mission Gorge		Navy Active	San Diego	21	37,551	0	0	0	0	448	448	32.1	0	0	0

\* Sites having assets that are Federally funded (e.g., owned, lease, licence, permit) and State-owned interest.

\*\* US Locations that do not meet criteria of at least ten (10) Acres AND at least \$10M PRV. US Territories and Non-US Locations that do not meet criteria of at least ten (10) Acres OR at least \$10M PRV.

**DEPARTMENT OF DEFENSE - Navy**  
**Base Structure Report - As of 30 Sep 2006**

SITE	BRAC 2005	COMPONENT	NAME NEAREST CITY	BUILDINGS						ACRES OWNED	TOTAL ACRES	PRV (\$M)	MIL	CIV	OTHER
				OWNED		LEASED		OTHER							
				COUNT	SQFT	COUNT	SQFT	COUNT	SQFT						
Murphy Canyon		Navy Active	San Diego	4	30,360	0	0	1,086	4,452,965	733	733	656.3	0	0	0
NAF El Centro		Navy Active	El Centro	258	1,195,695	0	0	0	0	1,636	1,711	622.8	912	492	0
NAS Alameda/SF		Navy Active	Alameda	19	69,980	0	0	0	0	188	188	187.7	0	0	0
NAS Lemoore	R	Navy Active	Lemoore NAS	1,061	6,471,117	0	0	0	0	26,776	26,777	2,106.3	4,475	467	0
NAS Lemoore (Stockton)		Navy Active	Stockton	31	535,703	0	0	0	0	0	28	237.7	0	1	0
NAS North Island	R	Navy Active	San Diego	619	9,064,770	0	0	11	5,240	2,803	2,803	3,199.7	14,691	4,091	0
NAS North Island (Silver Strand)		Navy Active	Imperial Beach	8	72,918	0	0	0	0	549	549	23.8	0	0	0
NAVBASE Ventura Cnty	R	Navy Active	Point Mugu	901	4,673,238	1	12	3	5,952	4,491	4,491	1,547.6	1,102	0	0
NAVBASE Ventura Cty Pt Mugu (Laguna Peak)		Navy Active	Point Mugu	10	14,325	0	0	0	0	39	39	11.4	0	0	0
NAVMEDECEN San Diego	R	Navy Active	San Diego	25	1,984,075	0	0	0	0	78	79	673.1	4,239	2,271	4
NAVOBSPTCEN Alameda		Navy Reserve	Alameda	5	84,060	0	0	0	0	15	15	24.0	691	0	0
NAVOBSPTCEN Los Angeles	C	Navy Reserve	Los Angeles	7	126,557	0	0	0	0	0	23	30.4	848	0	0
NAVOBSPTCEN Los Angeles N62103		Navy Reserve	Los Angeles	6	142,462	0	0	0	0	11	11	33.8	0	0	0
NAVOBSPTCEN Moreno		Navy Reserve	Moreno Valley	4	67,123	0	0	0	0	10	10	14.5	160	0	0
NAVOBSPTCEN Sacramento		Navy Reserve	Sacramento	4	48,908	0	0	0	0	20	20	12.5	611	0	0
NAVPMOSSP Mtn View		Navy Active	Mountain View	10	785,777	0	0	0	0	343	343	305.2	0	0	0
NAVSTA San Diego	R	Navy Active	San Diego	318	5,307,198	0	0	5	28,151	1,029	1,046	1,894.7	28,027	3,552	0
NAVSUPPDET Monterey	R	Navy Active	Monterey	74	1,367,267	0	0	0	0	191	192	375.7	1,581	1,127	0
NAVSUPPDET Monterey (Skaggs Island)		Navy Active	Skaggs Island	41	182,700	0	0	0	0	3,309	3,309	106.2	0	0	0
NAVWPNSTA Seal Beach	R	Navy Active	Seal Beach	358	2,497,879	0	0	2	1,500	5,023	5,023	781.9	345	0	0
NAVWPNSTA Seal Beach (Corona)		Navy Active	Corona	52	437,173	0	0	0	0	226	226	147.0	0	0	0
Navy School Annex		Navy Active	Monterey	13	135,882	0	0	0	0	20	20	45.1	0	0	0
NAWS China Lake	R	Navy Active	China Lake	262	2,007,423	0	0	0	0	606,885	606,926	1,257.2	769	2,813	0
Norwalk Fuel Complex		Navy Active	Norwalk	1	676	0	0	0	0	17	18	23.6	0	0	0
Oakland CA FISC CSO		Navy Active	Oakland	110	7,734,264	0	0	0	0	516	521	1,323.1	0	0	0
Old Town		Navy Active	San Diego	12	1,501,120	0	0	0	0	70	70	403.0	0	0	0
Pomerado Terrace		Navy Active	San Diego	0	0	0	0	23	263,281	52	52	31.6	0	0	0
Port Hueneme	R	Navy Active	Port Hueneme	625	6,166,667	47	375,248	0	0	1,793	1,793	1,646.7	6,075	3,205	0
Randsburg Wash Area		Navy Active	Trona	42	159,599	0	0	0	0	186,994	187,117	62.0	0	0	0

\* Sites having assets that are Federally funded (e.g., owned, lease, licence, permit) and State-owned interest.

\*\* US Locations that do not meet criteria of at least ten (10) Acres AND at least \$10M PRV. US Territories and Non-US Locations that do not meet criteria of at least ten (10) Acres OR at least \$10M PRV.

**DEPARTMENT OF DEFENSE - Navy**  
**Base Structure Report - As of 30 Sep 2006**

SITE	BRAC 2005	COMPONENT	NAME NEAREST CITY	BUILDINGS						ACRES OWNED	TOTAL ACRES	PRV (\$M)	MIL	CIV	OTHER
				OWNED		LEASED		OTHER							
				COUNT	SQFT	COUNT	SQFT	COUNT	SQFT						
Richmond, Pt Molate		Navy Active	Richmond	14	32,168	0	0	0	0	413	413	58.0	0	0	0
San Clemente		Navy Active	San Diego	220	544,843	0	0	12	21,600	36,206	36,206	287.8	0	0	0
San Nicolas Island		Navy Active	San Nicolas Island	146	411,033	0	0	0	0	13,370	13,370	326.0	0	0	0
San Pedro Fuel Depot		Navy Active	Los Angeles	27	34,301	0	0	0	0	269	272	165.1	0	0	0
Santa Cruz Island		Navy Active	Goleta	11	19,832	0	0	0	0	0	11	19.7	0	0	0
SPAWARSYSCEN		Navy Active	San Diego	259	1,847,998	0	0	0	0	510	511	546.4	0	0	0
SUBASE San Diego	R	Navy Active	San Diego	133	1,051,970	0	0	0	0	334	336	371.9	5,057	8,262	18
Terrace View Villas		Navy Active	San Diego	0	0	0	0	65	244,748	17	17	27.8	0	0	0
Treasure Island CSO		Navy Active	San Francisco	132	2,103,717	1	30,000	0	0	1,139	1,141	800.4	1	0	0
<b>** OTHER SITE(S): 126</b>				<b>2,438</b>	<b>10,292,506</b>	<b>10</b>	<b>432,203</b>	<b>349</b>	<b>1,932,917</b>	<b>335,988</b>	<b>353,179</b>	<b>3,202.7</b>	<b>1,204</b>	<b>85</b>	<b>0</b>
<b>California Total:</b>				<b>11,064</b>	<b>97,193,294</b>	<b>72</b>	<b>1,013,548</b>	<b>3,168</b>	<b>13,299,966</b>	<b>1,270,206</b>	<b>1,341,389</b>	<b>34,311.2</b>	<b>71,348</b>	<b>26,377</b>	<b>22</b>
<b>Colorado</b>															
NAVOBSPTCEN Denver		Navy Reserve	Lakewood	4	127,460	0	0	0	0	0	15	26.9	483	0	0
<b>** OTHER SITE(S): 1</b>				<b>0</b>	<b>0</b>	<b>0</b>	<b>0</b>	<b>1</b>	<b>17,707</b>	<b>0</b>	<b>2</b>	<b>3.7</b>	<b>225</b>	<b>0</b>	<b>0</b>
<b>Colorado Total:</b>				<b>4</b>	<b>127,460</b>	<b>0</b>	<b>0</b>	<b>1</b>	<b>17,707</b>	<b>0</b>	<b>17</b>	<b>30.5</b>	<b>708</b>	<b>0</b>	<b>0</b>
<b>Connecticut</b>															
Bloomfield		Navy Active	Bloomfield	6	141,299	0	0	0	0	85	85	45.7	0	0	0
Conning Towers		Navy Active	Groton	84	276,295	0	0	0	0	50	50	47.1	0	0	0
Dolphin Gardens		Navy Active	Groton	1	47,779	0	0	0	0	40	40	11.6	0	0	0
Nautilus Park 1st Inc		Navy Active	Groton	501	678,581	0	0	0	0	50	50	91.7	0	0	0
Nautilus Park 2nd Inc		Navy Active	Groton	263	647,714	0	0	0	0	142	142	81.6	0	0	0
Nautilus Park 3rd Inc		Navy Active	Groton	129	372,017	0	0	0	0	115	115	51.9	0	0	0
New London	R	Navy Active	Groton	280	3,688,440	0	0	0	0	686	687	1,234.4	9,110	949	0
Polaris Park		Navy Active	Groton	91	399,255	0	0	0	0	52	52	45.9	0	0	0
Trident Park		Navy Active	Groton	155	605,914	0	0	0	0	85	86	75.4	0	0	0
<b>** OTHER SITE(S): 6</b>				<b>11</b>	<b>86,954</b>	<b>0</b>	<b>0</b>	<b>0</b>	<b>0</b>	<b>49</b>	<b>72</b>	<b>22.9</b>	<b>691</b>	<b>0</b>	<b>0</b>
<b>Connecticut Total:</b>				<b>1,521</b>	<b>6,944,248</b>	<b>0</b>	<b>0</b>	<b>0</b>	<b>0</b>	<b>1,352</b>	<b>1,379</b>	<b>1,708.2</b>	<b>9,801</b>	<b>949</b>	<b>0</b>
<b>Delaware</b>															

\* Sites having assets that are Federally funded (e.g., owned, lease, licence, permit) and State-owned interest.

\*\* US Locations that do not meet criteria of at least ten (10) Acres AND at least \$10M PRV. US Territories and Non-US Locations that do not meet criteria of at least ten (10) Acres OR at least \$10M PRV.



**DEPARTMENT OF DEFENSE - Navy**  
**Base Structure Report - As of 30 Sep 2006**

SITE	BRAC 2005	COMPONENT	NAME NEAREST CITY	BUILDINGS				ACRES OWNED	TOTAL ACRES	PRV (\$M)	MIL	CIV	OTHER		
				OWNED		LEASED								OTHER	
				COUNT	SQFT	COUNT	SQFT							COUNT	SQFT
<b>** OTHER SITE(S): 1</b>				2	36,495	0	0	0	0	8	8	8.3	285	0	0
<b>Delaware Total:</b>				<b>2</b>	<b>36,495</b>	<b>0</b>	<b>0</b>	<b>0</b>	<b>0</b>	<b>8</b>	<b>8</b>	<b>8.3</b>	<b>285</b>	<b>0</b>	<b>0</b>
<b><u>District of Columbia</u></b>															
Bellevue		Navy Active	Washington, DC	190	314,976	0	0	0	0	60	60	37.1	0	0	0
Naval Research Lab		Navy Active	Washington, DC	88	3,066,076	0	0	0	0	131	133	835.1	48	0	0
NAVSTA Anacostia	R	Navy Active	Washington, DC	56	1,329,200	0	0	0	0	299	351	382.0	8,289	10,139	37
NDEPT Potomac Annex	R	Navy Active	Washington, DC	16	186,212	0	0	0	0	12	12	37.4	0	0	0
NSA North Potomac		Navy Active	Washington, DC	36	224,325	0	0	0	0	72	72	50.6	0	0	0
NSA Washington		Navy Active	Washington, DC	89	3,518,203	0	0	0	0	78	78	838.8	16	131	0
<b>** OTHER SITE(S): 3</b>				2	62,640	0	0	0	0	1	11	14.1	2,910	7,755	12
<b>District of Columbia Total:</b>				<b>477</b>	<b>8,701,632</b>	<b>0</b>	<b>0</b>	<b>0</b>	<b>0</b>	<b>654</b>	<b>716</b>	<b>2,195.2</b>	<b>11,263</b>	<b>18,025</b>	<b>49</b>
<b><u>Florida</u></b>															
Area C		Navy Active	Orlando	19	185,885	0	0	0	0	82	82	22.4	0	0	0
Cecil Field FL NAS CSO	R	Navy Active	Cecil Field	32	376,616	0	0	0	0	415	415	478.6	0	0	0
Corry Station		Navy Active	Pensacola	211	2,284,106	0	0	0	0	673	674	464.6	57	1	0
Dredgers Key-Sigsbee		Navy Active	Key West	281	1,421,219	0	0	0	0	352	352	230.6	0	0	0
FISC		Navy Active	Jacksonville	31	41,486	0	0	0	0	181	181	67.2	0	0	0
Fleming Key Magazine		Navy Active	Key West	34	56,707	0	0	0	0	322	323	31.8	0	0	0
Herndon Annex		Navy Active	Orlando	8	139,805	0	0	0	0	83	83	19.2	0	0	0
Mariner Housing		Navy Active	Pensacola	0	0	300	428,818	0	0	0	147	32.8	0	0	0
Mayport	R	Navy Active	Jacksonville	638	3,652,962	15	206,486	19	4,715	3,009	3,237	1,018.6	10,945	407	0
NAS Jacksonville	R	Navy Active	Jacksonville	643	8,673,088	0	0	0	0	3,842	3,881	2,173.3	9,097	8,866	3
NAS Key West		Navy Active	Key West	136	931,265	0	0	3	5,663	3,977	4,734	557.3	1,302	292	0
NAS Pensacola	R	Navy Active	Pensacola	525	8,138,458	0	0	0	0	5,540	5,761	1,919.8	11,545	3,738	0
NH Key West		Navy Active	Key West	10	86,680	0	0	0	0	15	15	29.2	0	0	0
NOLF Choctaw		Navy Active	Milton	4	19,936	0	0	0	0	0	1,450	82.4	0	0	0
NOLF Holley		Navy Active	Milton	1	1,024	0	0	0	0	698	698	35.1	0	0	0
NOLF Santa Rosa		Navy Active	Milton	2	1,517	0	0	0	0	738	738	54.4	0	0	0
NOLF Spencer		Navy Active	Milton	3	6,311	0	0	0	0	640	640	33.9	0	0	0
NOSC-MCRC Miami		Navy Reserve	Miami	2	62,752	0	0	0	0	20	20	12.2	138	0	0

\* Sites having assets that are Federally funded (e.g., owned, lease, licence, permit) and State-owned interest.

\*\* US Locations that do not meet criteria of at least ten (10) Acres AND at least \$10M PRV. US Territories and Non-US Locations that do not meet criteria of at least ten (10) Acres OR at least \$10M PRV.

**DEPARTMENT OF DEFENSE - Navy  
Base Structure Report - As of 30 Sep 2006**

SITE	BRAC 2005	COMPONENT	NAME NEAREST CITY	BUILDINGS						ACRES OWNED	TOTAL ACRES	PRV (\$M)	MIL	CIV	OTHER
				OWNED		LEASED		OTHER							
				COUNT	SQFT	COUNT	SQFT	COUNT	SQFT						
NOTU Cape Canaveral		Navy Active	Cape Canaveral	0	0	0	0	76	490,195	0	250	166.1	0	5	0
NSA Orlando		Navy Active	Orlando	3	302,156	5	231,904	0	0	41	50	86.8	869	1	0
NSA Panama City	R	Navy Active	Panama City	231	1,417,002	17	97,558	0	0	659	669	300.6	148	0	0
NTC Annex		Navy Active	Orlando	100	712,045	0	0	0	0	712	712	148.5	0	0	0
OLF Bronson		Navy Active	Pensacola	27	13,220	0	0	17	12,816	967	1,098	29.0	0	0	0
OLF Whitehouse		Navy Active	Cecil Field	7	10,354	0	0	0	0	1,908	2,565	34.6	0	0	0
Orlando FL NTC CSO		Navy Active	Orlando	210	4,654,175	0	0	0	0	1,032	1,037	905.7	0	0	0
Peary Court		Navy Active	Key West	50	261,144	0	0	0	0	54	54	31.9	0	0	0
Ribault Bay Village		Navy Active	Jacksonville	132	841,628	0	0	0	0	158	158	75.4	0	0	0
Saufley Field	R	Navy Active	Pensacola	68	687,791	0	0	1	4,072	882	895	259.8	0	0	0
Truman Annex		Navy Active	Key West	74	517,659	0	0	0	0	159	233	157.4	0	0	0
Trumbo Point Annex		Navy Active	Key West	88	552,735	0	0	7	47,678	129	137	216.9	0	0	0
Whiting Field		Navy Active	Milton	131	1,271,771	0	0	0	0	3,533	3,914	577.7	28	0	0
Whiting Pines		Navy Active	Milton	282	539,740	0	0	0	0	98	98	52.0	0	0	0
Yellow Water Housing		Navy Active	Cecil Field	43	318,613	0	0	0	0	254	254	33.6	0	0	0
<b>** OTHER SITE(S): 37</b>				66	360,650	14	339,351	39	325,964	4,795	23,189	210.3	1,458	23	0
<b>Florida Total:</b>				<b>4,092</b>	<b>38,540,500</b>	<b>351</b>	<b>1,304,117</b>	<b>162</b>	<b>891,103</b>	<b>35,965</b>	<b>58,742</b>	<b>10,549.6</b>	<b>35,587</b>	<b>13,333</b>	<b>3</b>
<b>Georgia</b>															
Dobbins Air Force Base	R	Navy Active	Marietta	14	108,587	0	0	0	0	0	37	28.7	88	0	0
Kings Bay		Navy Active	Kings Bay	522	6,664,309	0	0	0	0	14,465	16,616	2,340.2	3,993	1,573	0
NAS Atlanta	C	Navy Active	Marietta	76	561,739	0	0	0	0	107	107	143.4	3,713	116	0
NOSC Atlanta		Navy Reserve	Marietta	2	100,336	0	0	0	0	0	18	18.1	0	0	0
NSA Athens	C	Navy Active	Athens	64	466,933	0	0	0	0	58	58	75.1	274	58	0
<b>** OTHER SITE(S): 8</b>				28	118,180	0	0	9	80,977	79	130	35.7	348	0	0
<b>Georgia Total:</b>				<b>706</b>	<b>8,020,084</b>	<b>0</b>	<b>0</b>	<b>9</b>	<b>80,977</b>	<b>14,709</b>	<b>16,965</b>	<b>2,641.1</b>	<b>8,416</b>	<b>1,747</b>	<b>0</b>
<b>Guam</b>															
Agana Guam NAS CSO		Navy Active	Agana	419	1,342,215	0	0	1	40,200			1,155.7	4	0	0
Apra Heights		Navy Active	Apra	194	596,594	0	0	0	0	0	3	226.2	0	0	0
Barrigada		Navy Active	Barrigada	23	192,140	0	0	0	0	1,081	1,093	172.4	0	0	0
Finegayan		Navy Active	Finegayan	364	1,397,511	0	0	0	0	2,957	2,979	724.0	0	0	0

\* Sites having assets that are Federally funded (e.g., owned, lease, licence, permit) and State-owned interest.

\*\* US Locations that do not meet criteria of at least ten (10) Acres AND at least \$10M PRV. US Territories and Non-US Locations that do not meet criteria of at least ten (10) Acres OR at least \$10M PRV.

**DEPARTMENT OF DEFENSE - Navy**  
**Base Structure Report - As of 30 Sep 2006**

SITE	BRAC 2005	COMPONENT	NAME NEAREST CITY	BUILDINGS						ACRES OWNED	TOTAL ACRES	PRV (\$M)	MIL	CIV	OTHER
				OWNED		LEASED		OTHER							
				COUNT	SQFT	COUNT	SQFT	COUNT	SQFT						
GLUP 94 BRAC IV		Navy Active	Agana	18	42,969	0	0	0	0			44.6	0	0	0
Guam		Navy Active	Naval Supply Depot	22	401,868	0	0	0	0	88	88	303.9	0	0	0
Harmon		Navy Active	Dededo	1	220	0	0	0	0	8	12	0.1	0	0	0
Marbo		Navy Active	Mangilao							0	45	4.2	0	0	0
Naval Magazine		Navy Active	Santa Rita	221	687,576	0	0	0	0	17	31	1,076.7	0	0	0
NAVBASE Guam	R	Navy Active	Agana	991	5,346,471	0	0	4	25,920	16,870	17,100	4,931.7	2,951	508	0
NAVBASE Guam (Agana)		Navy Active	Agana	1	220	0	0	0	0	1	10	17.9	0	0	0
NAVBASE Guam (Andersen AFB)		Navy Active	Agana	11	86,998	0	0	1	168			131.4	0	0	0
Nimitz Hill		Navy Active	Nimitz Hill	78	239,198	0	0	0	0	50	78	134.6	0	0	0
Sasa Valley		Navy Active	Piti	32	16,847	0	0	0	0	421	432	205.1	0	0	0
Talofofu		Navy Active	Talofofu							13	13	0.0	0	0	0
Tanguisson Point		Navy Active	Dededo	1	29,205	0	0	0	0	27	27	141.9	0	0	0
Tenjo Vista		Navy Active	Piti	7	927	0	0	0	0			77.0	0	0	0
Tiyan		Navy Active	Agana	1	895	0	0	0	0	0	22	2.6	0	0	0
<b>** OTHER SITE(S): 3</b>				2	12,693	1	157	0	0			8.6	16	0	0
<b>Guam Total:</b>				<b>2,386</b>	<b>10,394,547</b>	<b>1</b>	<b>157</b>	<b>6</b>	<b>66,288</b>	<b>21,532</b>	<b>21,934</b>	<b>9,358.8</b>	<b>2,971</b>	<b>508</b>	<b>0</b>

**Hawaii**

Barking Sands		Navy Active	Kekaha	270	601,538	0	0	5	3,600	1,933	4,354	398.7	0	0	0
CSO Barbers Pt HI		Navy Active	Barbers Point							1,116	1,246	76.0	0	0	0
EWA		Navy Active	Ewa Beach	1,896	3,404,433	0	0	0	0	3,130	3,144	915.2	0	0	0
Honolulu	R	Navy Active	Pearl Harbor	698	3,000,378	1	55,000	1,223	3,038,874	616	620	1,442.6	0	0	0
Kalaeloa		Navy Active	Barbers Point	166	1,020,650	0	0	0	0	932	940	417.5	0	0	0
Kamokala Ridge		Navy Active	Kekaha	13	23,582	0	0	0	0	0	89	13.8	0	0	0
Kunia		Navy Active	Kunia	0	0	0	0	10	275,180	0	96	133.5	0	0	0
Makaha Ridge		Navy Active	Kokee	14	24,774	0	0	0	0	0	245	25.6	0	0	0
NAVSTA Pearl Harbor	R	Navy Active	Pearl Harbor	935	11,547,468	0	0	1	4,000	7,362	7,415	6,055.7	14,340	8,430	7
NAVSTA Pearl Harbor (Aiea)		Navy Active	Aiea	89	184,434	0	0	201	350,609	96	99	192.1	0	0	0
NAVSTA Pearl Harbor (Pearl City)		Navy Active	Pearl City	345	1,402,854	0	0	0	0	276	284	441.6	0	0	0
NAVSTA Pearl Harbor (Wahiawa)		Navy Active	Wahiawa	308	1,089,216	0	0	2	11,326	720	743	352.8	112	0	0
Red Hill		Navy Active	Honolulu	20	27,777	0	0	0	0	242	243	676.2	0	0	0

\* Sites having assets that are Federally funded (e.g., owned, lease, licence, permit) and State-owned interest.

\*\* US Locations that do not meet criteria of at least ten (10) Acres AND at least \$10M PRV. US Territories and Non-US Locations that do not meet criteria of at least ten (10) Acres OR at least \$10M PRV.

**DEPARTMENT OF DEFENSE - Navy  
Base Structure Report - As of 30 Sep 2006**

SITE	BRAC 2005	COMPONENT	NAME NEAREST CITY	BUILDINGS						ACRES OWNED	TOTAL ACRES	PRV (\$M)	MIL	CIV	OTHER
				OWNED		LEASED		OTHER							
				COUNT	SQFT	COUNT	SQFT	COUNT	SQFT						
Waianae		Navy Active	Lualualei	430	1,113,052	0	0	0	0	9,228	9,229	591.9	0	0	0
Waikele		Navy Active	Waipahu	134	439,967	0	0	0	0	478	479	215.9	0	0	0
Waipahu		Navy Active	Waipahu	24	44,210	0	0	0	0	1,453	1,455	60.2	0	0	0
<b>** OTHER SITE(S): 9</b>				10	39,701	1	11,521	0	0	112	1,295	32.0	0	0	0
<b>Hawaii Total:</b>				<b>5,352</b>	<b>23,964,034</b>	<b>2</b>	<b>66,521</b>	<b>1,442</b>	<b>3,683,589</b>	<b>27,694</b>	<b>31,974</b>	<b>12,041.5</b>	<b>14,452</b>	<b>8,430</b>	<b>7</b>
<b>Idaho</b>															
Bayview Idaho		Navy Active	Bayview	13	80,368	0	0	0	0	22	22	26.0	0	44	0
<b>** OTHER SITE(S): 4</b>				3	3,040	3	38,356	2	9,003	0	9	10.7	251	0	0
<b>Idaho Total:</b>				<b>16</b>	<b>83,408</b>	<b>3</b>	<b>38,356</b>	<b>2</b>	<b>9,003</b>	<b>22</b>	<b>31</b>	<b>36.6</b>	<b>251</b>	<b>44</b>	<b>0</b>
<b>Illinois</b>															
Fort Sheridan		Navy Active	Ft Sheridan	3	3,567	0	0	93	603,073	206	206	121.5	185	0	0
Glenview		Navy Active	Glenview	3	23,998	0	0	123	703,464	93	93	94.2	0	0	0
NS Great Lakes	R	Navy Active	Great Lakes	292	11,599,198	0	0	677	2,450,435	1,629	1,697	3,840.2	21,995	5,082	0
<b>** OTHER SITE(S): 6</b>				28	223,946	1	1,593	0	0	23	33	53.2	1,156	0	0
<b>Illinois Total:</b>				<b>326</b>	<b>11,850,709</b>	<b>1</b>	<b>1,593</b>	<b>893</b>	<b>3,756,972</b>	<b>1,952</b>	<b>2,029</b>	<b>4,109.2</b>	<b>23,336</b>	<b>5,082</b>	<b>0</b>
<b>Indiana</b>															
NSA Crane	R	Navy Active	Crane	2,500	11,329,936	0	0	0	0	62,433	62,435	3,678.8	0	0	0
<b>** OTHER SITE(S): 5</b>				3	7,184	1	55,519	3	12,533	461	474	16.0	821	0	0
<b>Indiana Total:</b>				<b>2,503</b>	<b>11,337,120</b>	<b>1</b>	<b>55,519</b>	<b>3</b>	<b>12,533</b>	<b>62,894</b>	<b>62,909</b>	<b>3,694.8</b>	<b>821</b>	<b>0</b>	<b>0</b>
<b>Iowa</b>															
<b>** OTHER SITE(S): 4</b>				3	82,648	3	8,282	1	8,300	4	19	21.0	451	0	0
<b>Iowa Total:</b>				<b>3</b>	<b>82,648</b>	<b>3</b>	<b>8,282</b>	<b>1</b>	<b>8,300</b>	<b>4</b>	<b>19</b>	<b>21.0</b>	<b>451</b>	<b>0</b>	<b>0</b>
<b>Kansas</b>															
<b>** OTHER SITE(S): 1</b>				3	40,462	0	0	0	0	0	8	8.0	296	0	0
<b>Kansas Total:</b>				<b>3</b>	<b>40,462</b>	<b>0</b>	<b>0</b>	<b>0</b>	<b>0</b>	<b>0</b>	<b>8</b>	<b>8.0</b>	<b>296</b>	<b>0</b>	<b>0</b>

\* Sites having assets that are Federally funded (e.g., owned, lease, licence, permit) and State-owned interest.

\*\* US Locations that do not meet criteria of at least ten (10) Acres AND at least \$10M PRV. US Territories and Non-US Locations that do not meet criteria of at least ten (10) Acres OR at least \$10M PRV.

**DEPARTMENT OF DEFENSE - Navy**  
**Base Structure Report - As of 30 Sep 2006**

SITE	BRAC 2005	COMPONENT	NAME NEAREST CITY	BUILDINGS						ACRES OWNED	TOTAL ACRES	PRV (\$M)	MIL	CIV	OTHER
				OWNED		LEASED		OTHER							
				COUNT	SQFT	COUNT	SQFT	COUNT	SQFT						
<b><u>Kentucky</u></b>															
** OTHER SITE(S): 4				4	35,908	1	6,556	0	0	5	5	8.3	479	0	0
<b>Kentucky Total:</b>				<b>4</b>	<b>35,908</b>	<b>1</b>	<b>6,556</b>	<b>0</b>	<b>0</b>	<b>5</b>	<b>5</b>	<b>8.3</b>	<b>479</b>	<b>0</b>	<b>0</b>
<b><u>Louisiana</u></b>															
East Bank		Navy Active	New Orleans	6	1,012,512	0	0	0	0	25	26	231.1	0	0	0
NAS JRB New Orleans	R	Navy Reserve	Belle Chasse	152	1,575,489	0	0	0	0	5,009	5,009	616.0	2,749	122	0
NOSC New Orleans		Navy Reserve	New Orleans	5	69,597	0	0	0	0	13	13	15.3	0	0	0
NSA New Orleans	R	Navy Active	New Orleans	77	956,803	0	0	0	0	188	199	236.4	186,481	678	0
** OTHER SITE(S): 3				19	94,293	0	0	0	0	6	22	17.4	611	0	0
<b>Louisiana Total:</b>				<b>259</b>	<b>3,708,694</b>	<b>0</b>	<b>0</b>	<b>0</b>	<b>0</b>	<b>5,241</b>	<b>5,268</b>	<b>1,116.3</b>	<b>189,841</b>	<b>800</b>	<b>0</b>
<b><u>Maine</u></b>															
Corea Maine		Navy Active	Corea	13	82,401	0	0	0	0	461	461	77.7	0	0	0
McKeen Street		Navy Active	Brunswick	187	362,494	0	0	0	0	70	75	39.1	0	0	0
NAS Brunswick	C	Navy Active	Brunswick	222	1,918,212	0	0	14	9,428	3,265	3,287	651.0	2,476	4,874	0
NCTS Cutler VLF Area		Navy Active	Cutler	38	125,125	0	0	0	0	2,805	2,805	75.4	0	0	0
NSY Portsmouth, Maine	R	Navy Active	Kittery	295	4,194,464	0	0	55	34,387	309	309	1,162.6	46	27	0
Topsham		Navy Active	Topsham	62	296,595	0	0	0	0	91	91	50.6	145	0	0
** OTHER SITE(S): 9				37	70,582	0	0	0	0	12,602	12,611	24.1	24	47	0
<b>Maine Total:</b>				<b>854</b>	<b>7,049,873</b>	<b>0</b>	<b>0</b>	<b>69</b>	<b>43,815</b>	<b>19,604</b>	<b>19,640</b>	<b>2,080.5</b>	<b>2,691</b>	<b>4,948</b>	<b>0</b>
<b><u>Maryland</u></b>															
Bethesda	R	Navy Active	Bethesda	85	3,436,271	0	0	0	0	242	243	939.8	3,600	3,660	0
Blossom Point MD		Navy Active	La Plata	20	48,279	0	0	0	0	0	265	18.1	0	0	0
Chesapeake Bay Detach		Navy Active	Solomons	71	211,050	0	0	0	0	168	168	84.0	0	0	0
CTSOFC Annapolis Det MD		Navy Active	Annapolis	82	599,766	0	0	0	0	90	90	162.0	0	0	0
Gambrills		Navy Active	Annapolis	64	115,996	0	0	0	0	856	856	21.9	0	0	0
Glenn Forest		Navy Active	Lexington Park	0	0	0	0	59	448,884	139	139	48.0	0	0	0
NAF Washington	R	Navy Active	Upper Marlboro	24	604,653	0	0	5	44,175	0	119	198.1	803	0	0
NAVACAD North Severn		Navy Active	Annapolis	32	214,222	0	0	0	0	527	527	69.6	0	0	0

\* Sites having assets that are Federally funded (e.g., owned, lease, licence, permit) and State-owned interest.

\*\* US Locations that do not meet criteria of at least ten (10) Acres AND at least \$10M PRV. US Territories and Non-US Locations that do not meet criteria of at least ten (10) Acres OR at least \$10M PRV.

**DEPARTMENT OF DEFENSE - Navy**  
**Base Structure Report - As of 30 Sep 2006**

SITE	BRAC 2005	COMPONENT	NAME NEAREST CITY	BUILDINGS						ACRES OWNED	TOTAL ACRES	PRV (\$M)	MIL	CIV	OTHER
				OWNED		LEASED		OTHER							
				COUNT	SQFT	COUNT	SQFT	COUNT	SQFT						
NMIC Suitland		Navy Active	Suitland	5	636,965	0	0	0	0	84	84	139.5	0	0	0
NS Annapolis	R	Navy Active	Annapolis	122	678,307	0	0	0	0	278	278	165.2	0	0	0
NSWC Carderock	R	Navy Active	Bethesda	71	1,832,452	0	0	0	0	186	186	383.2	0	0	0
NSWC Indian Head	R	Navy Active	Indian Head	1,058	2,870,836	0	0	93	335,112	1,961	1,961	1,001.9	490	95	0
Patuxent River	R	Navy Active	Patuxent River	501	6,240,395	0	0	369	1,133,606	6,398	6,398	2,388.3	2,804	6,513	1
Solomons Island		Navy Active	Solomons	131	284,093	0	0	1	5,340	295	295	76.9	0	0	0
Stump Neck Area		Navy Active	Indian Head	87	287,722	0	0	0	0	1,087	1,087	81.0	0	0	0
USNA Annapolis		Navy Active	Annapolis	197	5,106,129	0	0	0	0	355	356	1,231.8	9	0	0
Webster Field		Navy Active	Saint Inigoes	68	554,728	0	0	0	0	968	968	214.8	0	0	0
White Plains RR		Navy Active	Indian Head							165	165	14.3	0	0	0
<b>** OTHER SITE(S): 33</b>				<b>42</b>	<b>123,953</b>	<b>4</b>	<b>76,257</b>	<b>1</b>	<b>97</b>	<b>6,291</b>	<b>6,991</b>	<b>51.2</b>	<b>881</b>	<b>0</b>	<b>0</b>
<b>Maryland Total:</b>				<b>2,660</b>	<b>23,845,817</b>	<b>4</b>	<b>76,257</b>	<b>528</b>	<b>1,967,214</b>	<b>20,093</b>	<b>21,177</b>	<b>7,289.6</b>	<b>8,587</b>	<b>10,268</b>	<b>1</b>
<b>Massachusetts</b>															
NAVPRO Pittsfield		Navy Active	Pittsfield	5	823,949	0	0	0	0	30	30	197.5	0	0	0
NWIRP Bedford		Navy Active	Bedford	6	275,969	0	0	0	0	46	79	105.2	0	0	0
South Weymouth MA NAS CSO		Navy Active	Weymouth	162	995,625	0	0	0	0	1,444	1,518	432.1	0	0	0
Squantum Housing		Navy Active	Weymouth	38	107,962	0	0	0	0	28	28	12.4	0	0	0
<b>** OTHER SITE(S): 9</b>				<b>12</b>	<b>172,276</b>	<b>3</b>	<b>28,276</b>	<b>3</b>	<b>29,390</b>	<b>730</b>	<b>731</b>	<b>55.6</b>	<b>335</b>	<b>74</b>	<b>0</b>
<b>Massachusetts Total:</b>				<b>223</b>	<b>2,375,781</b>	<b>3</b>	<b>28,276</b>	<b>3</b>	<b>29,390</b>	<b>2,278</b>	<b>2,385</b>	<b>802.8</b>	<b>335</b>	<b>74</b>	<b>0</b>
<b>Michigan</b>															
NOSC-MCRC Batl Creek		Navy Reserve	Battle Creek	6	56,916	0	0	0	0	26	158	12.9	396	0	0
<b>** OTHER SITE(S): 6</b>				<b>11</b>	<b>146,832</b>	<b>1</b>	<b>13,132</b>	<b>9</b>	<b>95,552</b>	<b>10</b>	<b>909</b>	<b>58.8</b>	<b>933</b>	<b>0</b>	<b>0</b>
<b>Michigan Total:</b>				<b>17</b>	<b>203,748</b>	<b>1</b>	<b>13,132</b>	<b>9</b>	<b>95,552</b>	<b>36</b>	<b>1,067</b>	<b>71.6</b>	<b>1,329</b>	<b>0</b>	<b>0</b>
<b>Minnesota</b>															
Minneapolis		Navy Active	Fridley	14	1,745,338	0	0	0	0	83	88	414.8	0	0	0
NMCRC Saint Paul		Navy Reserve	Minneapolis	4	51,521	0	0	0	0	10	11	12.5	0	0	0
NOSC-MCRC Minneapolis		Navy Reserve	Minneapolis	1	96,000	0	0	0	0	12	12	23.9	1,088	0	0
<b>** OTHER SITE(S): 2</b>				<b>14</b>	<b>28,304</b>	<b>2</b>	<b>3,120</b>	<b>0</b>	<b>0</b>	<b>1</b>	<b>95</b>	<b>9.9</b>	<b>82</b>	<b>0</b>	<b>0</b>
<b>Minnesota Total:</b>				<b>33</b>	<b>1,921,163</b>	<b>2</b>	<b>3,120</b>	<b>0</b>	<b>0</b>	<b>106</b>	<b>206</b>	<b>461.0</b>	<b>1,170</b>	<b>0</b>	<b>0</b>

\* Sites having assets that are Federally funded (e.g., owned, lease, licence, permit) and State-owned interest.

\*\* US Locations that do not meet criteria of at least ten (10) Acres AND at least \$10M PRV. US Territories and Non-US Locations that do not meet criteria of at least ten (10) Acres OR at least \$10M PRV.

**DEPARTMENT OF DEFENSE - Navy**  
**Base Structure Report - As of 30 Sep 2006**

SITE	BRAC 2005	COMPONENT	NAME NEAREST CITY	BUILDINGS						ACRES OWNED	TOTAL ACRES	PRV (\$M)	MIL	CIV	OTHER
				OWNED		LEASED		OTHER							
				COUNT	SQFT	COUNT	SQFT	COUNT	SQFT						
<b>Mississippi</b>															
CBC Gulfport		Navy Active	Gulfport	365	4,639,924	0	0	0	0	1,098	1,169	768.4	6,543	1,486	0
Lakeside Housing		Navy Active	Pascagoula	6	191,658	0	0	0	0	33	33	37.0	0	0	0
NAS Meridian	R	Navy Active	Meridian	523	2,492,890	0	0	0	0	8,061	8,065	656.0	1,011	0	0
NS Pascagoula	C	Navy Active	Pascagoula	41	321,513	0	0	0	0	529	529	86.3	771	0	0
OLF Bravo		Navy Active	Preston	6	8,533	0	0	0	0	1,255	1,463	41.7	0	0	0
Sand Hill Housing		Navy Active	Gautier	80	360,407	0	0	0	0	75	75	44.9	0	0	0
** OTHER SITE(S): 6				3	344	0	0	76	1,070,755	654	5,136	199.8	0	132	0
<b>Mississippi Total:</b>				<b>1,024</b>	<b>8,015,269</b>	<b>0</b>	<b>0</b>	<b>76</b>	<b>1,070,755</b>	<b>11,704</b>	<b>16,469</b>	<b>1,834.0</b>	<b>8,325</b>	<b>1,618</b>	<b>0</b>
<b>Missouri</b>															
NOSC Kansas City		Navy Reserve	Kansas City	2	49,992	0	0	0	0	0	10	10.0	487	0	0
** OTHER SITE(S): 5				15	120,996	1	78,782	0	0	24	32	42.0	1,391	0	0
<b>Missouri Total:</b>				<b>17</b>	<b>170,988</b>	<b>1</b>	<b>78,782</b>	<b>0</b>	<b>0</b>	<b>24</b>	<b>42</b>	<b>52.0</b>	<b>1,878</b>	<b>0</b>	<b>0</b>
<b>Montana</b>															
** OTHER SITE(S): 2				3	21,481	0	0	1	17,000	0	6	9.3	228	0	0
<b>Montana Total:</b>				<b>3</b>	<b>21,481</b>	<b>0</b>	<b>0</b>	<b>1</b>	<b>17,000</b>	<b>0</b>	<b>6</b>	<b>9.3</b>	<b>228</b>	<b>0</b>	<b>0</b>
<b>Nebraska</b>															
** OTHER SITE(S): 2				3	40,397	1	17,724	0	0	7	12	12.1	559	0	0
<b>Nebraska Total:</b>				<b>3</b>	<b>40,397</b>	<b>1</b>	<b>17,724</b>	<b>0</b>	<b>0</b>	<b>7</b>	<b>12</b>	<b>12.1</b>	<b>559</b>	<b>0</b>	<b>0</b>
<b>Nevada</b>															
EW Range Fac		Navy Active	Fallon	6	31,942	0	0	0	0	9,628	9,628	43.7	0	0	0
Hawthorne Nevada		Navy Active	Hawthorne	0	0	2	15,356	37	337,796	0	15	106.3	0	0	0
NAS Fallon	R	Navy Active	Fallon	533	2,445,653	0	0	1	8	7,865	7,897	1,125.2	1,073	186	0
Target B-16		Navy Active	Fallon	1	480	0	0	0	0	17,280	22,087	17.5	0	0	0
Target B-17		Navy Active	Fallon	6	4,888	0	0	0	0	21,400	21,440	23.5	0	0	0
Target B-19		Navy Active	Fallon	4	628	0	0	0	0	17,332	17,332	17.3	0	0	0

\* Sites having assets that are Federally funded (e.g., owned, lease, licence, permit) and State-owned interest.

\*\* US Locations that do not meet criteria of at least ten (10) Acres AND at least \$10M PRV. US Territories and Non-US Locations that do not meet criteria of at least ten (10) Acres OR at least \$10M PRV.

**DEPARTMENT OF DEFENSE - Navy**  
**Base Structure Report - As of 30 Sep 2006**

SITE	BRAC 2005	COMPONENT	NAME NEAREST CITY	BUILDINGS						ACRES OWNED	TOTAL ACRES	PRV (\$M)	MIL	CIV	OTHER
				OWNED		LEASED		OTHER							
				COUNT	SQFT	COUNT	SQFT	COUNT	SQFT						
Target B-20		Navy Active	Fallon	2	1,600	0	0	0	0	41,006	41,006	17.2	0	0	0
** OTHER SITE(S): 8				3	36,118	3	500	3	29,506	0	13	20.1	703	0	0
<b>Nevada Total:</b>				<b>555</b>	<b>2,521,309</b>	<b>5</b>	<b>15,856</b>	<b>41</b>	<b>367,310</b>	<b>114,510</b>	<b>119,416</b>	<b>1,370.8</b>	<b>1,776</b>	<b>186</b>	<b>0</b>
<b><u>New Jersey</u></b>															
NAES Lakehurst	R	Navy Active	Lakehurst	188	2,738,064	0	0	37	101,991	7,408	7,408	1,132.4	184	32	72
NAVRESCEN Fort Dix		Navy Active	Trenton	11	100,837	0	0	0	0	14	14	25.6	574	0	0
NWS Earle	R	Navy Active	Colts Neck	452	2,027,901	50	346,710	1	1,050	11,146	11,146	938.8	216	0	0
Pinehurst Estates		Navy Active	Lakehurst	0	0	0	0	46	231,123	26	26	28.3	0	0	0
Waterfront Earle		Navy Active	Colts Neck	35	216,616	0	0	0	0	705	705	282.2	0	0	0
** OTHER SITE(S): 6				17	183,412	0	0	0	0	13	25	48.4	191	0	0
<b>New Jersey Total:</b>				<b>703</b>	<b>5,266,830</b>	<b>50</b>	<b>346,710</b>	<b>84</b>	<b>334,164</b>	<b>19,311</b>	<b>19,323</b>	<b>2,455.7</b>	<b>1,165</b>	<b>32</b>	<b>72</b>
<b><u>New Mexico</u></b>															
White Sands		Navy Active	Las Cruces	41	192,492	0	0	1	4,224	0	85	60.9	0	0	0
<b>New Mexico Total:</b>				<b>41</b>	<b>192,492</b>	<b>0</b>	<b>0</b>	<b>1</b>	<b>4,224</b>	<b>0</b>	<b>85</b>	<b>60.9</b>	<b>0</b>	<b>0</b>	<b>0</b>
<b><u>New York</u></b>															
Bethpage		Navy Active	Bethpage	37	1,178,292	0	0	0	0	105	105	311.2	0	0	0
Mitchel Field		Navy Active	Hempstead	100	464,372	0	0	0	0	45	45	87.6	0	0	0
Mitchel Manor 1		Navy Active	Hempstead	18	225,398	0	0	0	0	12	12	33.4	0	0	0
Mitchel Manor 2		Navy Active	Hempstead	16	220,402	0	0	0	0	37	37	54.3	0	0	0
NUWC Fishers Island		Navy Active	Fishers Island	9	47,754	1	168	0	0	72	78	15.9	0	0	0
Saratoga		Navy Active	Saratoga Springs	95	459,966	0	0	1	3,124	93	93	54.0	1	0	0
** OTHER SITE(S): 13				30	341,495	0	0	0	0	68	76	86.1	3,274	0	0
<b>New York Total:</b>				<b>305</b>	<b>2,937,679</b>	<b>1</b>	<b>168</b>	<b>1</b>	<b>3,124</b>	<b>431</b>	<b>444</b>	<b>642.5</b>	<b>3,275</b>	<b>0</b>	<b>0</b>
<b><u>North Carolina</u></b>															
Harvey Pt		Navy Active	Hertford	21	40,593	0	0	0	0	1,675	1,791	39.9	0	0	0
NOSC Greensboro		Navy Reserve	Greensboro	2	59,951	0	0	0	0	10	10	11.2	493	0	0
** OTHER SITE(S): 15				5	125,607	1	637	1	7,807	2,799	2,906	24.4	932	0	0
<b>North Carolina Total:</b>				<b>28</b>	<b>226,151</b>	<b>1</b>	<b>637</b>	<b>1</b>	<b>7,807</b>	<b>4,484</b>	<b>4,707</b>	<b>75.5</b>	<b>1,425</b>	<b>0</b>	<b>0</b>

\* Sites having assets that are Federally funded (e.g., owned, lease, licence, permit) and State-owned interest.

\*\* US Locations that do not meet criteria of at least ten (10) Acres AND at least \$10M PRV. US Territories and Non-US Locations that do not meet criteria of at least ten (10) Acres OR at least \$10M PRV.



**DEPARTMENT OF DEFENSE - Navy**  
**Base Structure Report - As of 30 Sep 2006**

SITE	BRAC 2005	COMPONENT	NAME NEAREST CITY	BUILDINGS				ACRES OWNED	TOTAL ACRES	PRV (\$M)	MIL	CIV	OTHER		
				OWNED		LEASED								OTHER	
				COUNT	SQFT	COUNT	SQFT							COUNT	SQFT
<b><u>North Dakota</u></b>															
** OTHER SITE(S): 3				6	24,487	0	0	1	22,816	2	836	10.5	79	0	0
<b>North Dakota Total:</b>				<b>6</b>	<b>24,487</b>	<b>0</b>	<b>0</b>	<b>1</b>	<b>22,816</b>	<b>2</b>	<b>836</b>	<b>10.5</b>	<b>79</b>	<b>0</b>	<b>0</b>
<b><u>Northern Mariana Islands</u></b>															
Farrallon De Medinilla		Navy Active	Saipan, Mariana Isl							0	206	0.0	0	0	0
NAVBASE Guam (Saipan)		Navy Active	Saipan, Mariana Isl							0	177	0.0	0	0	0
Tinian		Navy Active	Tinian, Mariana Isl							0	16,554	0.0	0	0	0
<b>Northern Mariana Islands Total:</b>				<b>0</b>	<b>0</b>	<b>0</b>	<b>0</b>	<b>0</b>	<b>0</b>	<b>0</b>	<b>16,937</b>	<b>0.0</b>	<b>0</b>	<b>0</b>	<b>0</b>
<b><u>Ohio</u></b>															
Bratenahl		Navy Active	Cleveland	8	76,675	0	0	0	0	27	31	20.9	224	0	0
NOSC-MCRC Columbus		Navy Reserve	Columbus	12	147,750	0	0	0	0	24	24	31.8	818	0	0
NOSC-MCRC Toledo		Navy Reserve	Toledo	3	52,591	0	0	0	0	14	14	13.0	293	0	0
** OTHER SITE(S): 5				15	230,323	0	0	0	0	4	24	45.2	1,154	0	0
<b>Ohio Total:</b>				<b>38</b>	<b>507,339</b>	<b>0</b>	<b>0</b>	<b>0</b>	<b>0</b>	<b>70</b>	<b>92</b>	<b>110.9</b>	<b>2,489</b>	<b>0</b>	<b>0</b>
<b><u>Oklahoma</u></b>															
NOSC-MCRC Tulsa	C	Navy Reserve	Broken Arrow	2	63,644	0	0	0	0	11	11	12.6	560	0	0
** OTHER SITE(S): 1				0	0	1	3,714	0	0			0.6	0	0	0
<b>Oklahoma Total:</b>				<b>2</b>	<b>63,644</b>	<b>1</b>	<b>3,714</b>	<b>0</b>	<b>0</b>	<b>11</b>	<b>11</b>	<b>13.2</b>	<b>560</b>	<b>0</b>	<b>0</b>
<b><u>Oregon</u></b>															
NAVOBSPTCEN Portland		Navy Reserve	Portland	5	67,119	2	1,497	0	0	14	14	17.5	631	0	0
NAVWPNSYSTRAFAC Boardman		Navy Active	Boardman	9	20,058	0	0	0	0	56,543	62,871	21.5	0	0	0
** OTHER SITE(S): 3				8	37,479	6	20,245	0	0	2	49	12.9	365	0	0
<b>Oregon Total:</b>				<b>22</b>	<b>124,656</b>	<b>8</b>	<b>21,742</b>	<b>0</b>	<b>0</b>	<b>56,560</b>	<b>62,934</b>	<b>51.9</b>	<b>996</b>	<b>0</b>	<b>0</b>
<b><u>Pennsylvania</u></b>															
Det Phil Annex PNBC	R	Navy Active	Philadelphia	56	2,419,530	0	0	0	0	262	262	656.5	0	0	0
Det Philadelphia PA	R	Navy Active	Philadelphia	49	2,284,391	0	0	0	0	134	134	500.5	0	197	0
NAVSUPPACT Mechanicsburg	R	Navy Active	Mechanicsburg	144	8,714,092	0	0	0	0	818	818	1,099.1	0	38	0

\* Sites having assets that are Federally funded (e.g., owned, lease, licence, permit) and State-owned interest.

\*\* US Locations that do not meet criteria of at least ten (10) Acres AND at least \$10M PRV. US Territories and Non-US Locations that do not meet criteria of at least ten (10) Acres OR at least \$10M PRV.

**DEPARTMENT OF DEFENSE - Navy**  
**Base Structure Report - As of 30 Sep 2006**

SITE	BRAC 2005	COMPONENT	NAME NEAREST CITY	BUILDINGS						ACRES OWNED	TOTAL ACRES	PRV (\$M)	MIL	CIV	OTHER
				OWNED		LEASED		OTHER							
				COUNT	SQFT	COUNT	SQFT	COUNT	SQFT						
NMCRC Pittsburg	R	Navy Reserve	Pittsburgh	3	74,116	0	0	0	0	13	13	15.2	463	0	0
Philadelphia PA NH CSO		Navy Active	Philadelphia	49	695,379	0	0	0	0	49	49	198.0	0	0	0
Warminster PA NAWC-AD CSO		Navy Active	Warminster	62	1,410,380	0	0	0	0	461	542	419.1	0	0	0
Willow Grove	C	Navy Active	Willow Grove	120	1,126,842	0	0	0	0	884	967	463.6	4,043	4,457	0
<b>** OTHER SITE(S): 12</b>				101	1,007,256	0	0	0	0	34	35	452.4	1,046	0	0
<b>Pennsylvania Total:</b>				<b>584</b>	<b>17,731,986</b>	<b>0</b>	<b>0</b>	<b>0</b>	<b>0</b>	<b>2,655</b>	<b>2,820</b>	<b>3,804.5</b>	<b>5,552</b>	<b>4,692</b>	<b>0</b>
<b><u>Puerto Rico</u></b>															
Cabeza De Perro		Navy Active	Naguabo							29	29	0.0	0	0	0
Fort Allen Puerto Rico		Navy Active	Juana Diaz	2	7,467	0	0	0	0	0	117	3.5	0	0	0
Isabela Puerto Rico		Navy Active	Isabela	8	36,604	0	0	0	0	413	413	18.8	0	0	0
LF Tran Site Aguada		Navy Active	Aguada	2	14,529	0	0	0	0	388	388	8.5	0	0	0
NAVACT Puerto Rico		Navy Active	Roosevelt, San Juan	1,238	4,947,414	0	0	1	52,255	8,193	8,239	1,838.3	393	1	0
NSGA Sabana Seca		Navy Active	Sabana Seca, Manati	164	455,426	0	0	0	0	2,778	2,927	159.8	0	0	0
Pico Del Este-AFWTF		Navy Active	NAVSTA Roosevelt Roads	9	20,063	0	0	0	0			16.6	0	0	0
Pineros Island		Navy Active	NAVSTA Roosevelt Roads							325	325	0.0	0	0	0
Salinas Receiver Site		Navy Active	Salinas, Salinas	2	8,011	0	0	0	0	249	249	4.0	0	0	0
Vieques West		Navy Active	Vieques, Vieques							122	122	0.0	0	0	0
Vieques West P Rico		Navy Active	Vieques, Vieques	1	7,395	0	0	0	0	386	386	5.0	0	0	0
<b>** OTHER SITE(S): 7</b>				0	0	0	0	1	5,179			1.4	26	0	0
<b>Puerto Rico Total:</b>				<b>1,426</b>	<b>5,496,909</b>	<b>0</b>	<b>0</b>	<b>2</b>	<b>57,434</b>	<b>12,884</b>	<b>13,197</b>	<b>2,055.8</b>	<b>419</b>	<b>1</b>	<b>0</b>
<b><u>Rhode Island</u></b>															
Davisville CBC CO		Navy Active	Davisville	161	2,752,872	0	0	0	0	910	910	586.7	0	0	0
Fort Adams		Navy Active	Newport	46	261,683	0	0	0	0	25	25	35.6	0	0	0
Gould Island		Navy Active	Jamestown	1	28,155	0	0	0	0	13	13	14.0	0	0	0
Melville		Navy Active	Newport	37	74,033	0	0	0	0	0	24	161.4	0	0	0
NAVSTA Newport	R	Navy Active	Newport	272	5,615,966	0	0	2	20,000	1,388	1,450	1,648.9	3,476	3,383	0
NMCRC Providence		Navy Reserve	Providence	2	68,222	0	0	0	0	20	20	15.5	155	0	0
<b>** OTHER SITE(S): 7</b>				551	2,239,723	1	10,989	0	0			327.2	0	0	0

\* Sites having assets that are Federally funded (e.g., owned, lease, licence, permit) and State-owned interest.

\*\* US Locations that do not meet criteria of at least ten (10) Acres AND at least \$10M PRV. US Territories and Non-US Locations that do not meet criteria of at least ten (10) Acres OR at least \$10M PRV.

**DEPARTMENT OF DEFENSE - Navy**  
**Base Structure Report - As of 30 Sep 2006**

SITE	BRAC 2005	COMPONENT	NAME NEAREST CITY	BUILDINGS						ACRES OWNED	TOTAL ACRES	PRV (\$M)	MIL	CIV	OTHER
				OWNED		LEASED		OTHER							
				COUNT	SQFT	COUNT	SQFT	COUNT	SQFT						
<b>Rhode Island Total:</b>				<b>1,070</b>	<b>11,040,654</b>	<b>1</b>	<b>10,989</b>	<b>2</b>	<b>20,000</b>	<b>2,356</b>	<b>2,441</b>	<b>2,789.3</b>	<b>3,631</b>	<b>3,383</b>	<b>0</b>
<b><u>South Carolina</u></b>															
Charleston	R	Navy Active	Goose Creek	1,318	7,931,768	0	0	3	17,384	16,010	17,160	1,527.1	6,395	3,427	0
NH Beaufort		Navy Active	Beaufort	20	460,824	1	64	0	0	126	127	153.2	0	0	0
NH Charleston		Navy Active	Charleston	3	399,836	0	0	0	0	23	24	112.5	448	0	0
North Yard		Navy Active	North Charleston	11	278,808	0	0	0	0	21	21	44.3	0	0	0
Short Stay		Navy Active	Moncks Corner	46	63,154	0	0	0	0	0	57	14.3	0	0	0
<b>** OTHER SITE(S): 13</b>				<b>10</b>	<b>138,747</b>	<b>0</b>	<b>0</b>	<b>34</b>	<b>113,948</b>	<b>11</b>	<b>22</b>	<b>42.2</b>	<b>723</b>	<b>0</b>	<b>0</b>
<b>South Carolina Total:</b>				<b>1,408</b>	<b>9,273,137</b>	<b>1</b>	<b>64</b>	<b>37</b>	<b>131,332</b>	<b>16,191</b>	<b>17,411</b>	<b>1,893.7</b>	<b>7,566</b>	<b>3,427</b>	<b>0</b>
<b><u>South Dakota</u></b>															
<b>** OTHER SITE(S): 1</b>				<b>1</b>	<b>624</b>	<b>1</b>	<b>16,488</b>	<b>0</b>	<b>0</b>	<b>0</b>	<b>1</b>	<b>3.2</b>	<b>98</b>	<b>0</b>	<b>0</b>
<b>South Dakota Total:</b>				<b>1</b>	<b>624</b>	<b>1</b>	<b>16,488</b>	<b>0</b>	<b>0</b>	<b>0</b>	<b>1</b>	<b>3.2</b>	<b>98</b>	<b>0</b>	<b>0</b>
<b><u>Tennessee</u></b>															
NAVSUPPACT Midsouth Memph	R	Navy Active	Millington	572	3,593,276	1	2,372	29	41,334	1,479	1,875	730.8	4,915	1,422	12
NSWC Carderock Div		Navy Active	Memphis	5	462,918	0	0	0	0	61	147	78.7	272	0	0
<b>** OTHER SITE(S): 3</b>				<b>10</b>	<b>128,539</b>	<b>0</b>	<b>0</b>	<b>0</b>	<b>0</b>	<b>11</b>	<b>22</b>	<b>22.1</b>	<b>1,088</b>	<b>0</b>	<b>0</b>
<b>Tennessee Total:</b>				<b>587</b>	<b>4,184,733</b>	<b>1</b>	<b>2,372</b>	<b>29</b>	<b>41,334</b>	<b>1,551</b>	<b>2,044</b>	<b>831.5</b>	<b>6,275</b>	<b>1,422</b>	<b>12</b>
<b><u>Texas</u></b>															
ALF Cabaniss		Navy Active	Corpus Christi	3	3,748	0	0	0	0	931	953	58.4	0	0	0
ALF Orange		Navy Active	Orange Grove	10	14,967	0	0	0	0	1,596	1,596	86.7	0	0	0
ALF Waldron		Navy Active	Corpus Christi	2	4,000	0	0	0	0	901	903	66.6	0	0	0
Dallas		Navy Active	Dallas	82	4,495,310	0	0	0	0	315	315	930.4	0	0	0
Dallas TX NAS CSO		Navy Active	Dallas	78	573,571	3	10,836	0	0	55	732	284.1	97	0	0
Dixie Target Range		Navy Active	Tilden	10	21,499	0	0	0	0	6,761	7,825	23.6	0	0	0
Ingleside	C	Navy Active	Ingleside	83	846,952	1	10,640	0	0	913	915	238.1	2,271	140	0
McGregor		Navy Active	McGregor	202	843,356	0	0	0	0	4,331	4,366	287.6	0	0	0
NAS Corpus Christi	R	Navy Active	Corpus Christi	281	5,474,413	0	0	0	0	2,625	2,630	1,517.9	4,945	638	0
NAS JRB Ft Worth	R	Navy Reserve	Fort Worth	318	2,987,103	0	0	0	0	0	70	897.4	3,819	1	0

\* Sites having assets that are Federally funded (e.g., owned, lease, licence, permit) and State-owned interest.

\*\* US Locations that do not meet criteria of at least ten (10) Acres AND at least \$10M PRV. US Territories and Non-US Locations that do not meet criteria of at least ten (10) Acres OR at least \$10M PRV.

**DEPARTMENT OF DEFENSE - Navy**  
**Base Structure Report - As of 30 Sep 2006**

SITE	BRAC 2005	COMPONENT	NAME NEAREST CITY	BUILDINGS						ACRES OWNED	TOTAL ACRES	PRV (\$M)	MIL	CIV	OTHER	
				OWNED		LEASED		OTHER								
				COUNT	SQFT	COUNT	SQFT	COUNT	SQFT							
NAS Kingsville	R	Navy Active	Kingsville	125	1,154,985	0	0	0	0	3,989	3,989	810.3	0	0	0	
NOSC Orange	C	Navy Reserve	Orange	10	56,153	0	0	0	0	14	14	11.1	82	0	0	
NOSC-MCRC Harlingen		Navy Reserve	Harlingen	3	63,546	0	0	0	0	0	15	11.4	202	0	0	
NOSC-MCRC Houston		Navy Reserve	Houston	8	99,369	0	0	0	0	10	10	18.3	1,253	0	0	
NOSC-MCRC San Antonio		Navy Reserve	San Antonio	3	63,196	0	0	0	0	0	14	11.8	918	0	0	
<b>** OTHER SITE(S): 13</b>				13	120,156	1	1,960	2	27,885	261	3,193	43.8	1,636	3	0	
<b>Texas Total:</b>				<b>1,231</b>	<b>16,822,324</b>	<b>5</b>	<b>23,436</b>	<b>2</b>	<b>27,885</b>	<b>22,701</b>	<b>27,537</b>	<b>5,297.5</b>	<b>15,223</b>	<b>782</b>	<b>0</b>	
<b>Utah</b>																
Det Magna Utah		Navy Active	Magna	133	482,451	0	0	0	0	522	522	161.2	0	0	0	
<b>** OTHER SITE(S): 1</b>				3	44,260	0	0	0	0	0	3	10.1	563	0	0	
<b>Utah Total:</b>				<b>136</b>	<b>526,711</b>	<b>0</b>	<b>0</b>	<b>0</b>	<b>0</b>	<b>522</b>	<b>525</b>	<b>171.4</b>	<b>563</b>	<b>0</b>	<b>0</b>	
<b>Vermont</b>																
<b>** OTHER SITE(S): 1</b>				1	19,616	0	0	0	0	5	5	4.2	48	0	0	
<b>Vermont Total:</b>				<b>1</b>	<b>19,616</b>	<b>0</b>	<b>0</b>	<b>0</b>	<b>0</b>	<b>5</b>	<b>5</b>	<b>4.2</b>	<b>48</b>	<b>0</b>	<b>0</b>	
<b>Virgin Islands</b>																
<b>** OTHER SITE(S): 3</b>														0	0	0
<b>Virgin Islands Total:</b>				<b>0</b>	<b>0</b>	<b>0</b>	<b>0</b>	<b>0</b>	<b>0</b>	<b>0</b>	<b>0</b>	<b>0.0</b>	<b>0</b>	<b>0</b>	<b>0</b>	
<b>Virginia</b>																
ALF Fentress Chesapke		Navy Active	Virginia Beach	10	21,314	0	0	0	0	2,784	6,168	67.1	0	0	0	
Arlington Service Ctr		Navy Active	Arlington	16	284,673	0	0	0	0	18	31	54.8	2	63	0	
Camp Peary (Non-CNIC)		Navy Active	Williamsburg	33	126,039	1	250	0	0	9,274	9,276	17.6	0	0	0	
Cheatham Annex		Navy Active	Williamsburg	179	3,049,840	0	0	0	0	2,351	3,146	408.2	1	0	0	
Craney Island		Navy Active	Portsmouth	21	122,132	0	0	0	0	898	919	246.1	0	0	0	
Dam Neck		Navy Active	Virginia Beach	154	2,926,356	0	0	0	0	1,842	1,844	635.8	84	0	0	
Lafayette Rvr Complex		Navy Active	Norfolk	12	238,403	0	0	0	0	20	20	47.0	0	0	0	
Little Creek	R	Navy Active	Norfolk	881	5,736,657	2	6,745	25	146,623	2,143	2,282	1,309.3	11,081	1,905	0	
Midway Manor		Navy Active	Virginia Beach	4	23,076	0	0	176	618,478	97	98	58.7	0	0	0	

\* Sites having assets that are Federally funded (e.g., owned, lease, licence, permit) and State-owned interest.

\*\* US Locations that do not meet criteria of at least ten (10) Acres AND at least \$10M PRV. US Territories and Non-US Locations that do not meet criteria of at least ten (10) Acres OR at least \$10M PRV.

**DEPARTMENT OF DEFENSE - Navy**  
**Base Structure Report - As of 30 Sep 2006**

SITE	BRAC 2005	COMPONENT	NAME NEAREST CITY	BUILDINGS						ACRES OWNED	TOTAL ACRES	PRV (\$M)	MIL	CIV	OTHER
				OWNED		LEASED		OTHER							
				COUNT	SQFT	COUNT	SQFT	COUNT	SQFT						
NAVMEDCEN Portsmouth	R	Navy Active	Portsmouth	35	2,192,333	0	0	0	0	111	111	632.1	1	0	0
NAVSTA Norfolk	R	Navy Active	Norfolk	903	17,994,156	0	0	3	1,200	3,585	3,589	4,170.5	62,983	12,813	15
NAVSUPPACT Norfolk	R	Navy Active	Norfolk	857	4,220,580	0	0	0	0	800	801	656.3	0	0	0
NAVSUPPACT Norfolk NSY	R	Navy Active	Portsmouth	164	5,930,885	0	0	42	59,036	581	585	1,825.6	4,585	9,990	0
Northwest Chesapeake	R	Navy Active	Chesapeake	178	739,530	0	0	0	0	2,805	3,798	195.0	0	25	0
NSA South Potomac		Navy Active	Dahlgren	318	2,841,292	0	0	322	476,821	2,677	2,677	849.6	0	0	0
NWS Yorktown	R	Navy Active	Yorktown	770	4,064,858	0	0	0	0	10,354	10,637	1,040.0	0	0	0
Oceana	R	Navy Active	Virginia Beach	400	4,477,860	0	0	7	4,190	776	1,375	1,381.7	9,380	1,118	0
Pumpkin Neck		Navy Active	King George	17	31,259	0	0	0	0	1,641	1,641	14.3	0	0	0
SDA Area		Navy Active	Norfolk	22	1,222,313	0	0	0	0	90	91	148.9	0	0	0
South Gate		Navy Active	Portsmouth	10	152,346	0	0	5	6,684	63	63	36.6	0	0	0
St Helena Norfolk		Navy Active	Norfolk	2	1,044	0	0	0	0	12	12	28.2	0	0	0
St Juliens Creek Annex		Navy Active	Portsmouth	116	904,475	0	0	6	4,896	490	499	192.9	0	0	0
Stanley Court/NNSY		Navy Active	Norfolk	81	163,366	0	0	0	0	16	16	17.5	0	0	0
Wadsworth Housing		Navy Active	Virginia Beach	92	893,210	0	0	0	0	75	75	91.6	0	0	0
Wallops Island		Navy Active	Wallops Island	86	352,690	0	0	0	0	0	88	93.1	0	0	0
Yorktown Fuel Depot		Navy Active	Yorktown	41	12,344	0	0	0	0	111	111	104.7	0	0	0
<b>** OTHER SITE(S): 55</b>				73	663,426	152	1,428,430	63	250,008	3,756	11,204	351.6	4,805	3,586	0
<b>Virginia Total:</b>				<b>5,475</b>	<b>59,386,457</b>	<b>155</b>	<b>1,435,425</b>	<b>649</b>	<b>1,567,936</b>	<b>47,371</b>	<b>61,159</b>	<b>14,674.8</b>	<b>92,922</b>	<b>29,500</b>	<b>15</b>

**Washington**

Bremerton RR		Navy Active	Bremerton							655	655	13.2	0	0	0
Fort Lawton, Magnolia		Navy Active	Seattle	0	0	0	0	66	168,293	33	33	19.9	0	0	0
Jackson Park Hsg		Navy Active	Bremerton	448	1,380,168	0	0	0	0	160	160	181.1	0	0	0
Jim Creek Wa		Navy Active	Oso	59	133,789	0	0	6	8,974	3,839	4,901	118.3	0	0	0
Keyport NUWC		Navy Active	Keyport	163	1,295,986	0	0	34	66,885	356	358	476.7	0	0	0
Manchester WA		Navy Active	Bremerton	27	85,115	0	0	0	0	234	234	222.6	0	0	0
Marysville WA		Navy Active	Marysville	13	281,567	0	0	0	0	52	82	73.1	0	0	0
NAS Whidbey Island	R	Navy Active	Oak Harbor	230	3,057,354	0	0	203	474,298	4,358	4,362	1,458.4	8,083	308	0
NAVAL BASE Kitsap Bremerton)	R	Navy Active	Bremerton	85	2,520,884	1	16,170	61	188,557	117	120	1,088.7	3,432	27	0
NAVBASE Kitsap	R	Navy Active	Bremerton	574	5,011,722	0	0	362	2,145,716	7,180	7,186	2,365.7	0	0	0

\* Sites having assets that are Federally funded (e.g., owned, lease, licence, permit) and State-owned interest.

\*\* US Locations that do not meet criteria of at least ten (10) Acres AND at least \$10M PRV. US Territories and Non-US Locations that do not meet criteria of at least ten (10) Acres OR at least \$10M PRV.

**DEPARTMENT OF DEFENSE - Navy**  
**Base Structure Report - As of 30 Sep 2006**

SITE	BRAC 2005	COMPONENT	NAME NEAREST CITY	BUILDINGS						ACRES OWNED	TOTAL ACRES	PRV (\$M)	MIL	CIV	OTHER
				OWNED		LEASED		OTHER							
				COUNT	SQFT	COUNT	SQFT	COUNT	SQFT						
NAVMAG Indian Island		Navy Active	Port Townsend	175	493,492	0	0	0	0	2,716	2,716	266.7	0	0	0
NAVMEDCEN Bremerton		Navy Active	Bremerton	16	377,763	0	0	0	0	49	49	149.5	0	0	0
NAVOBSPCEN Spokane		Navy Reserve	Spokane	10	67,504	0	0	0	0	23	23	15.6	380	0	0
NAVSTA Everett		Navy Active	Everett	50	790,080	0	0	3	15,440	213	213	391.3	5,917	36	0
OLF Coupeville		Navy Active	Coupeville	6	6,566	0	0	3	2,262	664	1,014	35.4	0	0	0
Pacific Beach		Navy Active	Pacific Beach	45	196,280	0	0	0	0	51	53	42.3	0	0	0
Puget Sound WA NS CSO		Navy Active	Seattle	50	1,546,165	0	0	0	0	152	157	324.7	0	0	0
Sea Plane Base		Navy Active	Oak Harbor	95	577,734	0	0	823	2,092,899	2,784	2,785	535.9	0	0	0
Shipyard Puget Sound	R	Navy Active	Bremerton	107	3,753,128	0	0	0	0	570	570	1,857.1	29	52	0
<b>** OTHER SITE(S): 36</b>				30	80,119	3	45,656	39	70,702	1,623	1,668	79.4	8,422	14,209	0
<b>Washington Total:</b>				<b>2,183</b>	<b>21,655,416</b>	<b>4</b>	<b>61,826</b>	<b>1,600</b>	<b>5,234,026</b>	<b>25,828</b>	<b>27,338</b>	<b>9,715.8</b>	<b>26,263</b>	<b>14,632</b>	<b>0</b>
<b><u>West Virginia</u></b>															
Allegany Ballistics Lab		Navy Active	Keyser	164	1,181,835	0	0	0	0	1,639	1,785	399.2	0	0	0
NIOC Sugar Grove		Navy Active	Sugar Grove	105	389,405	0	0	0	0	604	647	153.7	11	0	0
<b>** OTHER SITE(S): 2</b>				4	57,315	0	0	0	0	10	11	12.0	342	0	0
<b>West Virginia Total:</b>				<b>273</b>	<b>1,628,555</b>	<b>0</b>	<b>0</b>	<b>0</b>	<b>0</b>	<b>2,254</b>	<b>2,443</b>	<b>564.9</b>	<b>353</b>	<b>0</b>	<b>0</b>
<b><u>Wisconsin</u></b>															
NRTF Clam Lake		Navy Active	Ashland	7	30,403	0	0	0	0	0	127	17.1	0	0	0
<b>** OTHER SITE(S): 4</b>				6	178,923	0	0	0	0	10	26	40.9	996	0	0
<b>Wisconsin Total:</b>				<b>13</b>	<b>209,326</b>	<b>0</b>	<b>0</b>	<b>0</b>	<b>0</b>	<b>10</b>	<b>153</b>	<b>58.0</b>	<b>996</b>	<b>0</b>	<b>0</b>
<b><u>Wyoming</u></b>															
<b>** OTHER SITE(S): 1</b>													101	0	0
<b>Wyoming Total:</b>				<b>0</b>	<b>0</b>	<b>0</b>	<b>0</b>	<b>0</b>	<b>0</b>	<b>0</b>	<b>0</b>	<b>0.0</b>	<b>101</b>	<b>0</b>	<b>0</b>
<b>US/US Territories Total:</b>				<b>50,399</b>	<b>429,457,578</b>	<b>684</b>	<b>4,660,087</b>	<b>8,826</b>	<b>32,941,527</b>	<b>1,890,021</b>	<b>2,051,661</b>	<b>146,445.4</b>	<b>569,776</b>	<b>150,278</b>	<b>181</b>

\* Sites having assets that are Federally funded (e.g., owned, lease, licence, permit) and State-owned interest.

\*\* US Locations that do not meet criteria of at least ten (10) Acres AND at least \$10M PRV. US Territories and Non-US Locations that do not meet criteria of at least ten (10) Acres OR at least \$10M PRV.

**DEPARTMENT OF DEFENSE - Navy**  
**Base Structure Report - As of 30 Sep 2006**

SITE	BRAC 2005	COMPONENT	NAME NEAREST CITY	BUILDINGS						ACRES OWNED	TOTAL ACRES	PRV (\$M)	MIL	CIV	OTHER
				OWNED		LEASED		OTHER							
				COUNT	SQFT	COUNT	SQFT	COUNT	SQFT						
<b>Australia</b>															
Harold E Holt		Navy Active	Northwest Cape	88	488,599	0	0	0	0	0	18,093	322.5	26	0	0
<b>Australia Total:</b>				<b>88</b>	<b>488,599</b>	<b>0</b>	<b>0</b>	<b>0</b>	<b>0</b>	<b>0</b>	<b>18,093</b>	<b>322.5</b>	<b>26</b>	<b>0</b>	<b>0</b>
<b>Bahamas</b>															
AUTEC Main Base		Navy Active	Andros Island	127	597,528	0	0	0	0	0	539	324.7	0	0	0
AUTEC Salvador Point		Navy Active	Andros Island	9	11,629	0	0	0	0	0		11.4	0	0	0
<b>** OTHER SITE(S): 4</b>				27	23,856	0	0	0	0	0		22.7	0	0	0
<b>Bahamas Total:</b>				<b>163</b>	<b>633,013</b>	<b>0</b>	<b>0</b>	<b>0</b>	<b>0</b>	<b>0</b>	<b>539</b>	<b>358.7</b>	<b>0</b>	<b>0</b>	<b>0</b>
<b>Bahrain</b>															
Aviation Unit Muharraq		Navy Active	Manama	13	24,610	3	87,858	0	0	0		36.0	0	0	0
Banz Wrhs Compound		Navy Active	Al Jufayr	0	0	15	978,293	0	0	0	13	106.3	0	0	0
Dependent School		Navy Active	Al Jufayr	0	0	4	3,150	18	292,805	0	25	66.5	0	0	0
Mina Sulman Pier Area		Navy Active	Al Jufayr	5	2,289	1	63,036	0	0	0		21.2	0	0	0
NAVSUPPACT Bahrain		Navy Active	Bahrain Is	169	1,114,706	2	2,264	0	0	0	66	269.1	2,333	70	106
<b>** OTHER SITE(S): 3</b>				28	13,713	0	0	0	0	0		3.5	0	0	0
<b>Bahrain Total:</b>				<b>215</b>	<b>1,155,318</b>	<b>25</b>	<b>1,134,601</b>	<b>18</b>	<b>292,805</b>	<b>0</b>	<b>105</b>	<b>502.6</b>	<b>2,333</b>	<b>70</b>	<b>106</b>
<b>Br Indian Ocean Territories</b>															
NAVSUPPFAC Diego Garcia		Navy Active	Diego Garcia	615	2,549,691	0	0	0	0	0	7,000	2,541.2	311	0	11
<b>Br Indian Ocean Territories Total:</b>				<b>615</b>	<b>2,549,691</b>	<b>0</b>	<b>0</b>	<b>0</b>	<b>0</b>	<b>0</b>	<b>7,000</b>	<b>2,541.2</b>	<b>311</b>	<b>0</b>	<b>11</b>
<b>Canada</b>															
<b>** OTHER SITE(S): 2</b>				0	0	1	144	0	0	0	1	0.0	0	0	0
<b>Canada Total:</b>				<b>0</b>	<b>0</b>	<b>1</b>	<b>144</b>	<b>0</b>	<b>0</b>	<b>0</b>	<b>1</b>	<b>0.0</b>	<b>0</b>	<b>0</b>	<b>0</b>
<b>Cuba</b>															
Guantanamo Bay		Navy Active	Guantanamo Bay	1,405	5,641,841	0	0	0	0	0	28,817	2,037.5	1,457	137	133
<b>Cuba Total:</b>				<b>1,405</b>	<b>5,641,841</b>	<b>0</b>	<b>0</b>	<b>0</b>	<b>0</b>	<b>0</b>	<b>28,817</b>	<b>2,037.5</b>	<b>1,457</b>	<b>137</b>	<b>133</b>
<b>Egypt</b>															
NAMRU 3 Cairo		Navy Active	Cairo	20	94,462	3	19,683	0	0	0	3	42.0	29	4	12

\* Sites having assets that are Federally funded (e.g., owned, lease, licence, permit) and State-owned interest.

\*\* US Locations that do not meet criteria of at least ten (10) Acres AND at least \$10M PRV. US Territories and Non-US Locations that do not meet criteria of at least ten (10) Acres OR at least \$10M PRV.

**DEPARTMENT OF DEFENSE - Navy**  
**Base Structure Report - As of 30 Sep 2006**

SITE	BRAC 2005	COMPONENT	NAME NEAREST CITY	BUILDINGS						ACRES OWNED	TOTAL ACRES	PRV (\$M)	MIL	CIV	OTHER
				OWNED		LEASED		OTHER							
				COUNT	SQFT	COUNT	SQFT	COUNT	SQFT						
<b>** OTHER SITE(S): 1</b>				0	0	14	28,703	0	0			7.4	0	0	0
<b>Egypt Total:</b>				<b>20</b>	<b>94,462</b>	<b>17</b>	<b>48,386</b>	<b>0</b>	<b>0</b>	<b>0</b>	<b>3</b>	<b>49.4</b>	<b>29</b>	<b>4</b>	<b>12</b>
<b>Greece</b>															
Marathi Pier Area		Navy Active	Soudha Bay	8	16,435	0	0	0	0			92.8	0	0	0
NATO Ordnance Area		Navy Active	Soudha Bay	0	0	0	0	15	68,700			22.3	0	0	0
Souda Bay		Navy Active	Soudha Bay	45	411,824	0	0	0	0	0	101	177.1	382	54	154
<b>** OTHER SITE(S): 3</b>				14	62,931	0	0	10	31,029			20.9	0	0	0
<b>Greece Total:</b>				<b>67</b>	<b>491,190</b>	<b>0</b>	<b>0</b>	<b>25</b>	<b>99,729</b>	<b>0</b>	<b>101</b>	<b>313.2</b>	<b>382</b>	<b>54</b>	<b>154</b>
<b>Hong Kong</b>															
<b>** OTHER SITE(S): 1</b>				0	0	1	14,693	0	0			4.5	10	0	0
<b>Hong Kong Total:</b>				<b>0</b>	<b>0</b>	<b>1</b>	<b>14,693</b>	<b>0</b>	<b>0</b>	<b>0</b>	<b>0</b>	<b>4.5</b>	<b>10</b>	<b>0</b>	<b>0</b>
<b>Iceland</b>															
Grindavik		Navy Active	Grindavik	7	18,421	0	0	0	0			19.8	0	0	0
Grindavik Keflavic		Navy Active	Grindavik							0	1,049	0.0	0	0	0
H-2/Thorshofn		Navy Active	Keflavik	0	0	0	0	1	12,700			12.9	0	0	0
H-3/Hornafirdi		Navy Active	Reykjavik	4	4,087	0	0	1	10,503			15.8	0	0	0
H-4/Isafjordur		Navy Active	Keflavik	0	0	0	0	1	12,700			11.0	0	0	0
Helguvik		Navy Active	Reykjavik	0	0	0	0	8	10,313			115.2	0	0	0
Hvalfjordur		Navy Active	Reykjavik	4	8,744	0	0	6	12,328			59.8	0	0	0
Keflavik		Navy Active	Keflavik	328	4,367,173	1	4,435	16	187,342			2,456.0	81	19	378
<b>** OTHER SITE(S): 3</b>				3	3,179	0	0	1	10,503			9.9	0	0	0
<b>Iceland Total:</b>				<b>346</b>	<b>4,401,604</b>	<b>1</b>	<b>4,435</b>	<b>34</b>	<b>256,389</b>	<b>0</b>	<b>1,049</b>	<b>2,700.5</b>	<b>81</b>	<b>19</b>	<b>378</b>
<b>Indonesia</b>															
NAVMEDRSCH Unit		Navy Active	Jakarta Java	0	0	0	0	4	55,141			11.1	19	0	0
<b>** OTHER SITE(S): 1</b>				3	3,861	0	0	0	0			1.2	0	0	0
<b>Indonesia Total:</b>				<b>3</b>	<b>3,861</b>	<b>0</b>	<b>0</b>	<b>4</b>	<b>55,141</b>	<b>0</b>	<b>0</b>	<b>12.3</b>	<b>19</b>	<b>0</b>	<b>0</b>

\* Sites having assets that are Federally funded (e.g., owned, lease, licence, permit) and State-owned interest.

\*\* US Locations that do not meet criteria of at least ten (10) Acres AND at least \$10M PRV. US Territories and Non-US Locations that do not meet criteria of at least ten (10) Acres OR at least \$10M PRV.



**DEPARTMENT OF DEFENSE - Navy**  
**Base Structure Report - As of 30 Sep 2006**

SITE	BRAC 2005	COMPONENT	NAME NEAREST CITY	BUILDINGS						ACRES OWNED	TOTAL ACRES	PRV (\$M)	MIL	CIV	OTHER
				OWNED		LEASED		OTHER							
				COUNT	SQFT	COUNT	SQFT	COUNT	SQFT						
<b>Italy</b>															
Augusta Bay		Navy Active	Catania	30	137,923	0	0	0	0			59.8	0	0	0
Belpasso Hsg		Navy Active	Catania	1	11,646	148	958,040	0	0	0	104	121.4	0	0	0
Capodichino		Navy Active	Naples	45	1,336,988	1	13,862	2	89,509	0	58	383.7	0	0	0
Carney Park		Navy Active	Naples	20	21,119	4	11,258	0	0	0	53	22.9	0	0	0
Gaeta		Navy Active	Gaeta	2	1,590	2	5,226	8	106,501	0	14	32.3	279	0	1
Gli Ulivi 205 Units		Navy Active	Catania	0	0	7	272,860	0	0			33.7	0	0	0
Lamaddalena		Navy Active	La Maddalena	5	4,364	11	87,566	0	0	0	21	18.9	354	49	115
Mineo Housing		Navy Active	Sigonella Sicily	0	0	113	770,057	0	0	0	62	103.4	0	0	0
MOMAG		Navy Active	Sigonella Sicily	0	0	0	0	26	89,928			31.3	0	0	0
Naples		Navy Active	Naples	2	200,349	0	0	0	0	0	6	71.0	2,031	421	736
NAS1 Support Area		Navy Active	Catania	35	1,017,725	0	0	0	0	0	10	275.0	0	0	0
NATO Airfield Area		Navy Active	Sigonella Sicily	124	1,758,986	2	931	5	27,673	0	235	1,097.6	0	0	0
NATO Magazine Area		Navy Active	Catania							0	40	0.6	0	0	0
NATO Ordnance Fac		Navy Active	Sigonella Sicily	30	183,953	1	67,790	0	0	0	172	70.5	0	0	0
Paradiso		Navy Active	La Maddalena	0	0	4	161,859	0	0	0	1,859	30.5	0	0	0
Paterno		Navy Active	Sigonella Sicily	0	0	18	292,394	0	0			35.0	0	0	0
Santo Stefano		Navy Active	La Maddalena	8	11,887	0	0	0	0	0	1,100	8.6	0	0	0
Sigonella		Navy Active	Sigonella Sicily	1	10,860	1	300	0	0	2	93	2.8	1,783	234	697
Support Site		Navy Active	Naples	1	6,947	150	2,411,645	0	0	0	228	377.1	0	0	0
Trinita		Navy Active	La Maddalena	1	2,190	48	362,171	0	0	0	437	46.0	0	0	0
Varloc Housing		Navy Active	Naples	0	0	13	480,230	0	0			53.1	0	0	0
<b>** OTHER SITE(S): 20</b>				27	66,970	17	83,932	7	30,061	0	8	44.9	4	0	0
<b>Italy Total:</b>				<b>332</b>	<b>4,773,497</b>	<b>540</b>	<b>5,980,121</b>	<b>48</b>	<b>343,672</b>	<b>2</b>	<b>4,499</b>	<b>2,920.4</b>	<b>4,451</b>	<b>704</b>	<b>1,549</b>
<b>Japan</b>															
Akasaki Pol Dep-5032		Navy Active	Sasebo	44	90,124	0	0	43	188,113	0	190	280.3	0	0	0
AWASE		Navy Active	Kadena AB Okinawa	7	14,528	0	0	0	0	0	118	17.3	74	0	2
Azuma-3090		Navy Active	Yokosuka	43	52,004	0	0	33	114,484	0	201	383.3	0	0	0
Camp Shields-6032		Navy Active	Camp Shields-Okinawa	28	113,223	0	0	19	357,810	0	88	147.2	2,000	645	2,712
COMFLEACT Okinawa		Navy Active	Okinawa Island	2	1,562	0	0	117	842,192	0	120	305.2	10	0	0

\* Sites having assets that are Federally funded (e.g., owned, lease, licence, permit) and State-owned interest.

\*\* US Locations that do not meet criteria of at least ten (10) Acres AND at least \$10M PRV. US Territories and Non-US Locations that do not meet criteria of at least ten (10) Acres OR at least \$10M PRV.

**DEPARTMENT OF DEFENSE - Navy**  
**Base Structure Report - As of 30 Sep 2006**

SITE	BRAC 2005	COMPONENT	NAME NEAREST CITY	BUILDINGS						ACRES OWNED	TOTAL ACRES	PRV (\$M)	MIL	CIV	OTHER
				OWNED		LEASED		OTHER							
				COUNT	SQFT	COUNT	SQFT	COUNT	SQFT						
COMFLEACT Sasebo		Navy Active	Sasebo	56	122,787	0	0	175	1,861,532	0	7,726	697.5	3,150	3	147
Comfleact Yokosuka		Navy Active	Yokosuka	280	604,847	0	0	569	10,509,233	0	2,662	3,745.8	9,333	425	2,995
Drydock Area-5030		Navy Active	Sasebo	1	506	0	0	13	25,724			163.9	0	0	0
Hachinohe Pol Dep-2006		Navy Active	Hachinohe	10	5,855	0	0	15	11,073	0	46	52.7	0	0	0
Hario Hsg Area-5119		Navy Active	Sasebo	24	11,866	0	0	72	1,080,014	0	78	240.4	0	0	0
Hario Shima Ammo-5050		Navy Active	Sasebo	27	45,429	0	0	15	62,835	0	487	85.8	0	0	0
Ikego Hsg Area-3087		Navy Active	Ikego	43	49,320	0	0	142	2,465,618	0	708	531.8	0	0	0
Iorizaki POL Dep-5036		Navy Active	Sasebo	3	86	0	0	4	7,744	0	56	136.9	0	0	0
Iwo Jima-3181		Navy Active	Iwo Jima	0	0	0	0	46	331,070	0	243	297.0	0	0	0
Kami Seya-3096		Navy Active	Kami Seya	102	325,751	0	0	13	137,004	0	587	160.1	0	0	0
Kisarazu-JGSDF-3033		Navy Active	Kisarazu	12	23,095	0	0	55	413,938	0	515	272.8	0	0	0
Kobi Sho Range-6084		Navy Active	Okinawa Island							0	216	0.0	0	0	0
Koshiba Pol Dep-3113		Navy Active	Yokohama							0	104	0.0	0	0	0
Maebata-5033		Navy Active	Sasebo	34	53,154	0	0	45	294,503	0	144	142.5	0	0	0
NAF Atsugi		Navy Active	Atsugi	317	713,829	0	0	289	3,887,556	0	1,237	1,456.1	1,209	43	150
NAF Misawa		Navy Active	Misawa	0	0	0	0	74	885,898	0	27	306.1	1,021	4	29
Nagasaka Rifl Rng-3104		Navy Active	Yokosuka							0	25	0.0	0	0	0
Negishi DH Area-3066		Navy Active	Yokohama	44	33,321	0	0	238	725,946	0	111	238.7	0	0	0
Okidaito Jima Rng-6088		Navy Active	Okinawa Island							0	283	0.0	0	0	0
Sakibe		Navy Active	Sasebo	3	6,825	0	0	2	8,077	0	32	8.2	0	0	0
Sanno Hotel Tokyo-3185		Navy Active	Tokyo	2	783	0	0	1	169,157	0	2	51.1	0	0	0
Sekibi Sho Range-6085		Navy Active	Okinawa Island							0	10	0.0	0	0	0
Sobe Comm Site-6026		Navy Active	Sobe Okinawa							0	132	0.3	0	0	0
Tengan Pier-6028		Navy Active	Tengan	4	5,612	0	0	0	0	0	8	13.6	0	0	0
Totsuka-NCTS-3097		Navy Active	Totsuka	25	19,074	0	0	11	52,356	0	191	56.6	0	0	0
Tsurumi POL Dep-3144		Navy Active	Yokohama	36	15,512	0	0	28	71,568	0	46	133.9	0	0	0
Urago Ordinance-3117		Navy Active	Yokosuka	15	17,656	0	0	31	183,854	0	48	91.3	0	0	0
White Beach		Navy Active	White Beach Nav Inst	58	108,650	0	0	7	135,021	0	290	108.2	0	0	0
Yokohama No Dock-3067		Navy Active	Yokohama	2	1,302	0	0	18	424,676	0	23	105.8	0	0	0
Yokose Pol Dep-5039		Navy Active	Sasebo	8	2,039	0	0	5	6,673	0	153	273.1	0	0	0
Yomitan Aux Airf-6027		Navy Active	Sobe Okinawa	13	56,424	0	0	6	43,396	0	4	40.8	0	0	0

\* Sites having assets that are Federally funded (e.g., owned, lease, licence, permit) and State-owned interest.

\*\* US Locations that do not meet criteria of at least ten (10) Acres AND at least \$10M PRV. US Territories and Non-US Locations that do not meet criteria of at least ten (10) Acres OR at least \$10M PRV.

**DEPARTMENT OF DEFENSE - Navy**  
**Base Structure Report - As of 30 Sep 2006**

SITE	BRAC 2005	COMPONENT	NAME NEAREST CITY	BUILDINGS						ACRES OWNED	TOTAL ACRES	PRV (\$M)	MIL	CIV	OTHER
				OWNED		LEASED		OTHER							
				COUNT	SQFT	COUNT	SQFT	COUNT	SQFT						
<b>** OTHER SITE(S): 7</b>				4	955	0	0	6	33,604	0	10	21.8	0	0	0
<b>Japan Total:</b>				<b>1,247</b>	<b>2,496,119</b>	<b>0</b>	<b>0</b>	<b>2,092</b>	<b>25,330,670</b>	<b>0</b>	<b>16,920</b>	<b>10,566.1</b>	<b>16,797</b>	<b>1,120</b>	<b>6,035</b>
<b>Kenya</b>															
NAVSUPACT Bahrain (Kenya)		Navy Active	Mombasa	5	7,520	0	0	0	0			17.2	0	0	0
<b>Kenya Total:</b>				<b>5</b>	<b>7,520</b>	<b>0</b>	<b>0</b>	<b>0</b>	<b>0</b>	<b>0</b>	<b>0</b>	<b>17.2</b>	<b>0</b>	<b>0</b>	<b>0</b>
<b>Kuwait</b>															
<b>** OTHER SITE(S): 1</b>				0	0	0	0	3	19,363			0.9	10	11	0
<b>Kuwait Total:</b>				<b>0</b>	<b>0</b>	<b>0</b>	<b>0</b>	<b>3</b>	<b>19,363</b>	<b>0</b>	<b>0</b>	<b>0.9</b>	<b>10</b>	<b>11</b>	<b>0</b>
<b>Oman</b>															
<b>** OTHER SITE(S): 1</b>				8	32,927	0	0	0	0			8.2	0	0	0
<b>Oman Total:</b>				<b>8</b>	<b>32,927</b>	<b>0</b>	<b>0</b>	<b>0</b>	<b>0</b>	<b>0</b>	<b>0</b>	<b>8.2</b>	<b>0</b>	<b>0</b>	<b>0</b>
<b>Peru</b>															
<b>** OTHER SITE(S): 1</b>				0	0	0	0	2	32,889			9.7	0	0	0
<b>Peru Total:</b>				<b>0</b>	<b>0</b>	<b>0</b>	<b>0</b>	<b>2</b>	<b>32,889</b>	<b>0</b>	<b>0</b>	<b>9.7</b>	<b>0</b>	<b>0</b>	<b>0</b>
<b>Portugal</b>															
<b>** OTHER SITE(S): 1</b>				0	0	0	0	3	17,868			3.1	59	2	0
<b>Portugal Total:</b>				<b>0</b>	<b>0</b>	<b>0</b>	<b>0</b>	<b>3</b>	<b>17,868</b>	<b>0</b>	<b>0</b>	<b>3.1</b>	<b>59</b>	<b>2</b>	<b>0</b>
<b>Singapore</b>															
Singapore		Navy Active	Singapore	0	0	0	0	31	383,170			101.8	115	15	10
<b>** OTHER SITE(S): 2</b>				0	0	0	0	3	5,334			2.0	0	0	0
<b>Singapore Total:</b>				<b>0</b>	<b>0</b>	<b>0</b>	<b>0</b>	<b>34</b>	<b>388,504</b>	<b>0</b>	<b>0</b>	<b>103.8</b>	<b>115</b>	<b>15</b>	<b>10</b>
<b>South Korea</b>															
Chinhae Facility Korea		Navy Active	Chinhae	110	306,309	0	0	0	0		91	78.8	118	5	111

\* Sites having assets that are Federally funded (e.g., owned, lease, licence, permit) and State-owned interest.

\*\* US Locations that do not meet criteria of at least ten (10) Acres AND at least \$10M PRV. US Territories and Non-US Locations that do not meet criteria of at least ten (10) Acres OR at least \$10M PRV.

**DEPARTMENT OF DEFENSE - Navy  
Base Structure Report - As of 30 Sep 2006**

SITE	BRAC 2005	COMPONENT	NAME NEAREST CITY	BUILDINGS						ACRES OWNED	TOTAL ACRES	PRV (\$M)	MIL	CIV	OTHER
				OWNED		LEASED		OTHER							
				COUNT	SQFT	COUNT	SQFT	COUNT	SQFT						
Pohang		Navy Active	Pohang	11	63,877	0	0	52	124,748	0	3	62.7	0	0	0
ROK Navy Base		Navy Active	Chinhae	2	6,799	0	0	0	0	0	0	25.2	0	0	0
Yechon		Navy Active	Yechon	0	0	0	0	26	73,130			34.9	0	0	5
Yongsan Garrison		Navy Active	Yongsan	0	0	0	0	19	59,008			13.0	240	3	18
<b>** OTHER SITE(S): 3</b>				1	130	0	0	2	79,470	0	3	10.0	7	0	5
<b>South Korea Total:</b>				<b>124</b>	<b>377,115</b>	<b>0</b>	<b>0</b>	<b>99</b>	<b>336,356</b>	<b>0</b>	<b>97</b>	<b>224.6</b>	<b>365</b>	<b>8</b>	<b>139</b>
<b><u>Spain</u></b>															
Rota		Navy Active	Rota	1,003	3,995,637	0	0	11	9,292	0	5,962	1,421.6	1,108	167	684
<b>** OTHER SITE(S): 2</b>				1	2,583	0	0	1	4,205	0	1	1.6	17	6	0
<b>Spain Total:</b>				<b>1,004</b>	<b>3,998,220</b>	<b>0</b>	<b>0</b>	<b>12</b>	<b>13,497</b>	<b>0</b>	<b>5,963</b>	<b>1,423.2</b>	<b>1,125</b>	<b>173</b>	<b>684</b>
<b><u>United Arab Emirates</u></b>															
Fujairah Aviation Unit		Navy Active	Al Fujayrah	0	0	5	39,957	0	0			16.9	0	0	0
<b>United Arab Emirates Total:</b>				<b>0</b>	<b>0</b>	<b>5</b>	<b>39,957</b>	<b>0</b>	<b>0</b>	<b>0</b>	<b>0</b>	<b>16.9</b>	<b>0</b>	<b>0</b>	<b>0</b>
<b><u>United Kingdom</u></b>															
Blenheim Cresent		Navy Active	London	0	0	0	0	5	47,580	0	3	12.6	0	0	0
Daws Hill		Navy Active	London	1	4,971	0	0	111	491,260	0	59	119.5	0	0	0
Eastcote		Navy Active	London	0	0	0	0	4	114,894	0	8	26.7	0	0	0
SURTASS Det 3		Navy Active	Saint Mawgan	18	256,833	0	0	14	85,842			93.9	0	0	0
United Kingdom		Navy Active	London	0	0	1	175,524	0	0	0	1	42.6	874	52	95
West Ruislip		Navy Active	London	17	90,854	0	0	18	160,421	0	31	50.7	1	0	0
<b>** OTHER SITE(S): 3</b>				6	36,072	1	12,813	0	0	0	2	11.5	0	0	0
<b>United Kingdom Total:</b>				<b>42</b>	<b>388,730</b>	<b>2</b>	<b>188,337</b>	<b>152</b>	<b>899,997</b>	<b>0</b>	<b>104</b>	<b>357.5</b>	<b>875</b>	<b>52</b>	<b>95</b>
<b>Overseas Total:</b>				<b>5,684</b>	<b>27,533,707</b>	<b>592</b>	<b>7,410,674</b>	<b>2,526</b>	<b>28,086,879</b>	<b>2</b>	<b>83,291</b>	<b>24,494.0</b>	<b>28,445</b>	<b>2,369</b>	<b>9,306</b>
<b>Worldwide Totals By Reporting Component:</b>				<b>56,083</b>	<b>456,991,286</b>	<b>1,276</b>	<b>12,070,761</b>	<b>11,352</b>	<b>61,028,406</b>	<b>1,890,023</b>	<b>2,134,952</b>	<b>170,939.4</b>	<b>598,221</b>	<b>152,647</b>	<b>9,487</b>

\* Sites having assets that are Federally funded (e.g., owned, lease, licence, permit) and State-owned interest.

\*\* US Locations that do not meet criteria of at least ten (10) Acres AND at least \$10M PRV. US Territories and Non-US Locations that do not meet criteria of at least ten (10) Acres OR at least \$10M PRV.

## DEPARTMENT OF DEFENSE - Air Force

### Base Structure Report - As of 30 Sep 2006

SITE	BRAC 2005	COMPONENT	NAME NEAREST CITY	BUILDINGS						ACRES OWNED	TOTAL ACRES	PRV (\$M)	MIL	CIV	OTHER
				OWNED		LEASED		OTHER							
				COUNT	SQFT	COUNT	SQFT	COUNT	SQFT						
<b>Alabama</b>															
Abston ANG Station		Air Natl Guard	Montgomery	8	81,723	0	0	0	0	0	27	13.8	40	12	0
Birmingham Aprt	R	Air Natl Guard	Birmingham	38	339,651	0	0	0	0	0	145	86.5	950	188	0
Dothan Regional Airport ANG Station		Air Natl Guard	Dothan	13	97,472	0	0	0	0	0	36	17.0	161	14	0
Martin Air National Guard Station	R	Air Natl Guard	Gadsden	14	71,253	0	0	0	0	0	29	12.6	136	22	0
Maxwell AFB	R	AF Active	Montgomery	592	5,395,776	0	0	0	0	2,524	3,650	1,133.2	2,858	1,171	0
Maxwell Air Force Base Gunter Annex		AF Active	Montgomery	229	2,348,446	2	31,567	0	0	356	376	388.5	1,233	586	40
Montgomery ANG Station		Air Natl Guard	Montgomery	0	0	6	65,123	0	0	12	12	11.0	148	18	0
Montgomery Regional Airport ANG Base	R	Air Natl Guard	Montgomery	42	327,083	0	0	0	0	0	70	80.3	964	218	0
<b>** OTHER SITE(S): 2</b>				12	7,717	0	0	0	0	2	202	1.9	0	0	0
<b>Alabama Total:</b>				<b>948</b>	<b>8,669,121</b>	<b>8</b>	<b>96,690</b>	<b>0</b>	<b>0</b>	<b>2,894</b>	<b>4,547</b>	<b>1,744.7</b>	<b>6,490</b>	<b>2,229</b>	<b>40</b>
<b>Alaska</b>															
Barter Island Dew Station Bar		AF Active	Kaktovik	19	115,044	0	0	0	0	0	641	127.7	0	0	0
Big Mountain Radio Relay Site		AF Active	Iliamna							0	402	16.2	0	0	0
Birch Lake Recreation Annex		AF Active	Salcha	31	17,983	0	0	0	0	0	51	13.2	0	0	0
Blair Lake Air Force Rangeex		AF Active	Fairbanks	4	33,094	0	0	0	0	33,962	33,963	24.7	0	0	0
Cape Lisburne Long Range Radar Site		AF Active	Paxson	7	46,258	0	0	0	0	0	1,125	51.6	0	0	0
Cape Newenham Long Range Radar Site		AF Active	Platinum	9	54,220	0	0	0	0	0	2,359	57.2	0	0	0
Cape Romanzof Long Range Radar Site		AF Active	Hooper Bay	8	36,745	0	0	0	0	0	4,900	37.3	0	0	0
Chena River Research Site		AF Active	North Pole	2	420	0	0	0	0	0	3,791	51.6	0	0	0
Clear Alaska		AF Active	Anderson	57	868,191	0	0	0	0	0	11,438	430.5	96	59	0
Cold Bay Long Range Radar Site		AF Active	Cold Bay	5	13,548	0	0	0	0	13	208	11.5	0	0	0
Driftwood Bay Radio Relay Site		AF Active	Unalaska							0	459	27.8	0	0	0
Eareckson AS		AF Active	Shemya Station	94	1,256,160	0	0	0	0	0	3,520	1,840.0	0	0	0
Eielson AFB	R	AF Active	North Pole	453	5,792,624	11	63,933	211	1,534,942	0	19,790	4,058.8	3,678	542	0
Elmendorf AFB	R	AF Active	Anchorage	392	7,790,954	1	19,112	0	0	11,949	13,451	4,334.5	6,997	1,274	10
Flaxman Island Range Radar Site		AF Active	Eielson	12	25,438	0	0	0	0	0	605	40.5	0	0	0

\* Sites having assets that are Federally funded (e.g., owned, lease, licence, permit) and State-owned interest.

\*\* US Locations that do not meet criteria of at least ten (10) Acres AND at least \$10M PRV. US Territories and Non-US Locations that do not meet criteria of at least ten (10) Acres OR at least \$10M PRV.

## DEPARTMENT OF DEFENSE - Air Force

### Base Structure Report - As of 30 Sep 2006

SITE	BRAC 2005	COMPONENT	NAME NEAREST CITY	BUILDINGS						ACRES OWNED	TOTAL ACRES	PRV (\$M)	MIL	CIV	OTHER
				OWNED		LEASED		OTHER							
				COUNT	SQFT	COUNT	SQFT	COUNT	SQFT						
Fort Yukon Long Range Radar Site		AF Active	Fort Yukon Station	6	47,303	0	0	0	0	0	205	19.5	0	0	0
Galena Airport	C	AF Active	Galena	42	356,369	0	0	0	0	0	163	269.2	0	0	0
Granite Mountain Radio Relay Site		AF Active	Koyuk	7	26,079	0	0	0	0	0	258	31.3	0	0	0
Haarp Research Station		AF Active	Gulkana	15	33,774	0	0	0	0	5,408	5,408	28.5	0	0	0
Indian Mountain Long Range Radar Site		AF Active	Hughes	8	33,230	0	0	0	0	0	4,226	54.6	0	0	0
Kalakaket Creek Radio Relay Site		AF Active	Ruby	6	24,424	0	0	0	0	0	316	37.8	0	0	0
King Salmon Airport		AF Active	Naknek	0	0	1	182	55	378,206	192	927	352.9	0	0	0
Kulis ANG Base	C	Air Natl Guard	Anchorage	35	420,123	0	0	0	0	0	129	211.0	1,293	239	0
Lonely Short Range Radar Site		AF Active	Barrow	0	0	0	0	13	27,465	0	1,082	57.8	0	0	0
Nikolski Radio Relay Site		AF Active	Unalaska	1	120	0	0	0	0	0	323	10.8	0	0	0
Oliktok Long Range Radar Site		AF Active	Prudhoe Bay	5	36,636	0	0	0	0	160	832	45.2	0	0	0
Point Barrow Long Range Radar Site		AF Active	Barrow	0	0	0	0	6	52,965	0	266	37.2	0	0	0
Point Lay Long Range Radar Site		AF Active	Wainwright	0	0	0	0	6	36,640	0	1,442	45.4	0	0	0
Sparrevohn Long Range Radar Site		AF Active	Iliamna	8	41,055	0	0	0	0	0	1,179	55.8	0	0	0
Tatalina Long Range Radar Site		AF Active	McGrath	7	37,367	0	0	0	0	0	4,970	60.4	0	0	0
Tin City Long Range Radar Site		AF Active	Wales	6	83,453	0	0	0	0	37	723	62.1	0	0	0
Wainwright Short Range Radar Site		AF Active	Wainwright	0	0	0	0	8	22,622	0	1,519	42.8	0	0	0
<b>** OTHER SITE(S): 35</b>				<b>35</b>	<b>55,576</b>	<b>0</b>	<b>0</b>	<b>0</b>	<b>0</b>	<b>192</b>	<b>14,295</b>	<b>64.2</b>	<b>0</b>	<b>0</b>	<b>0</b>
<b>Alaska Total:</b>				<b>1,274</b>	<b>17,246,188</b>	<b>13</b>	<b>83,227</b>	<b>299</b>	<b>2,052,840</b>	<b>51,913</b>	<b>134,966</b>	<b>12,609.6</b>	<b>12,064</b>	<b>2,114</b>	<b>10</b>

### Arizona

Air Force Plant 44		AF Active	Tucson	71	1,030,468	0	0	0	0	2,174	2,208	278.0	0	0	0
Davis Monthan AFB		AF Active	Tucson	1,443	6,490,330	0	0	0	0	5,072	10,613	1,884.8	6,530	1,078	0
Gila Bend Air Force Auxiliary Field		AF Active	Gila Bend	41	143,529	0	0	0	0	640	1,886	97.4	0	0	0
Luke AFB	R	AF Active	Litchfield Park	764	4,829,728	0	0	0	0	2,692	4,502	1,386.3	5,906	946	0
Luke Air Force Auxiliary Field No 1		AF Active	Wittman	1	600	0	0	0	0	400	1,105	104.5	0	0	0
Luke Waste Annex		AF Active	Litchfield Park	11	23,906	0	0	0	0	0	46	12.8	0	0	0
Sky Harbor IAP		Air Natl Guard	Phoenix	17	275,733	0	0	0	0	0	60	82.2	831	206	0
The Barry M Goldwater Air Force Range		AF Active	Gila Bend	11	10,963	0	0	0	0	1,162,690	2,671,680	128.3	0	0	0
Tucson IAP		Air Natl Guard	Tucson	39	861,268	0	0	0	0	92	98	229.8	1,620	739	0

\* Sites having assets that are Federally funded (e.g., owned, lease, licence, permit) and State-owned interest.

\*\* US Locations that do not meet criteria of at least ten (10) Acres AND at least \$10M PRV. US Territories and Non-US Locations that do not meet criteria of at least ten (10) Acres OR at least \$10M PRV.

## DEPARTMENT OF DEFENSE - Air Force

### Base Structure Report - As of 30 Sep 2006

SITE	BRAC 2005	COMPONENT	NAME NEAREST CITY	BUILDINGS						ACRES OWNED	TOTAL ACRES	PRV (\$M)	MIL	CIV	OTHER
				OWNED		LEASED		OTHER							
				COUNT	SQFT	COUNT	SQFT	COUNT	SQFT						
<b>** OTHER SITE(S): 11</b>				64	222,209	0	0	0	0	552	1,064	75.8	1	4	0
<b>Arizona Total:</b>				<b>2,462</b>	<b>13,888,734</b>	<b>0</b>	<b>0</b>	<b>0</b>	<b>0</b>	<b>1,174,312</b>	<b>2,693,262</b>	<b>4,280.0</b>	<b>14,888</b>	<b>2,973</b>	<b>0</b>
<b>Arkansas</b>															
Fort Smith MAP	R	Air Natl Guard	Fort Smith	45	349,407	0	0	0	0	0	142	88.9	967	218	0
Littlerock AFB	R	AF Active	Jacksonville	340	3,733,152	0	0	0	0	6,102	6,898	1,245.6	5,902	637	0
<b>** OTHER SITE(S): 5</b>				10	60,485	0	0	1	100	488	840	9.7	123	22	0
<b>Arkansas Total:</b>				<b>395</b>	<b>4,143,044</b>	<b>0</b>	<b>0</b>	<b>1</b>	<b>100</b>	<b>6,590</b>	<b>7,880</b>	<b>1,344.3</b>	<b>6,992</b>	<b>877</b>	<b>0</b>
<b>California</b>															
Air Force Plant 42		AF Active	Palmdale	102	3,230,669	0	0	0	0	5,843	6,131	1,397.0	57	17	0
Beale AFB	R	AF Active	Marysville	1,573	4,595,200	0	0	0	0	22,931	22,944	2,035.6	4,383	581	0
Castle AFB		AF Active	Atwater	197	2,367,942	0	0	0	0	1,922	2,402	1,141.9	0	0	0
Castle Housing Annex No 2		AF Active	Atwater	227	457,314	0	0	0	0	80	81	71.9	0	0	0
Channel Islands	R	Air Natl Guard	Oxnard	20	340,723	0	0	0	0	206	206	144.2	1,202	223	0
Davis Communications Annex		AF Active	Davis	4	29,524	0	0	0	0	316	316	20.2	0	0	0
Edwards AFB	R	AF Active	Rosamond	2,280	9,362,297	0	0	0	0	279,499	300,723	4,662.6	2,223	3,193	0
Fort Macarthur Family Housing Annex		AF Active	San Pedro	418	1,455,257	0	0	0	0	155	156	229.2	0	0	0
Fresno Atm	R	Air Natl Guard	Fresno	46	382,907	0	0	0	0	0	117	141.4	939	249	0
George		AF Active	Adelanto	859	4,475,606	0	0	0	0	4,134	4,450	1,400.1	0	0	0
Hayward Municipal Airport ANG		Air Natl Guard	Hayward	17	148,452	0	0	0	0	0	27	40.6	146	7	0
Lincoln Communication Annex		AF Active	Lincoln	2	16,264	0	0	0	0	231	231	30.0	0	0	0
Los Angeles AFB		AF Active	El Segundo	15	1,012,629	0	0	0	0	55	58	332.0	1,323	1,124	0
March AFB		AF Active	Sunnymead	645	1,916,064	1	400	0	0	2,053	2,068	841.0	75	86	0
March Air Reserve Base	R	AF Reserve	Sunnymead	197	2,706,717	0	0	0	0	2,151	2,415	1,147.6	4,558	475	0
Mather Air Force Base		AF Active	Rancho Cordova	183	1,486,095	0	0	0	0	4,369	4,498	933.2	0	0	0
McClellan Air Force Base		AF Active	Sacramento	406	9,041,748	0	0	0	0	2,854	2,950	2,672.6	37	17	0
McClellan Family Housing Annex		AF Active	Sacramento	293	648,101	0	0	0	0	17	18	112.8	0	0	0
NAS Moffett Field		Air Natl Guard	Sunnyvale	47	352,135	0	0	0	0	13	142	124.1	906	203	0
Norton AFB		AF Active	San Bernardino	412	3,874,708	0	0	0	0	2,006	2,272	1,064.6	0	0	0
Norwalk2		AF Reserve	Norwalk	9	7,767	0	0	0	0	47	55	98.4	0	0	0

\* Sites having assets that are Federally funded (e.g., owned, lease, licence, permit) and State-owned interest.

\*\* US Locations that do not meet criteria of at least ten (10) Acres AND at least \$10M PRV. US Territories and Non-US Locations that do not meet criteria of at least ten (10) Acres OR at least \$10M PRV.

**DEPARTMENT OF DEFENSE - Air Force**  
**Base Structure Report - As of 30 Sep 2006**

SITE	BRAC 2005	COMPONENT	NAME NEAREST CITY	BUILDINGS						ACRES OWNED	TOTAL ACRES	PRV (\$M)	MIL	CIV	OTHER
				OWNED		LEASED		OTHER							
				COUNT	SQFT	COUNT	SQFT	COUNT	SQFT						
Onizuka As	C	AF Active	Sunnyvale	20	500,809	0	0	0	0	20	23	157.9	52	170	0
Ozol Defense Fuel Support Point		AF Active	Martinez	4	4,494	0	0	0	0	54	76	84.7	0	0	0
Pillar Point Afs		AF Active	Half Moon Bay	13	25,629	0	0	0	0	55	55	11.6	0	0	0
Point Arena Air Force Station		AF Active	Point Arena	47	92,706	0	0	0	0	74	82	28.1	0	0	0
Sepulveda National Guard Station		Air Natl Guard	Van Nuys	13	85,839	0	0	0	0	26	26	21.9	132	19	0
Travis AFB		AF Active	Fairfield	1,676	10,108,828	140	423,742	8	17,851	5,128	6,383	3,729.3	9,775	1,209	0
Travis Water System Annex No 2		AF Active	Vacaville	12	23,421	0	0	0	0	206	206	19.1	0	0	0
Tulelake Radar Site		AF Active	Alturas	4	17,140	0	0	0	0	0	928	43.6	0	0	0
Vandenberg AFB	R	AF Active	Lompoc	2,654	9,255,769	0	0	9	32,907	98,164	132,184	3,259.7	2,671	1,118	0
<b>** OTHER SITE(S): 47</b>				<b>88</b>	<b>283,252</b>	<b>2</b>	<b>1,100</b>	<b>1</b>	<b>160</b>	<b>612</b>	<b>9,545</b>	<b>130.6</b>	<b>406</b>	<b>75</b>	<b>0</b>
<b>California Total:</b>				<b>12,483</b>	<b>68,306,006</b>	<b>143</b>	<b>425,242</b>	<b>18</b>	<b>50,918</b>	<b>433,221</b>	<b>501,768</b>	<b>26,127.6</b>	<b>28,885</b>	<b>8,766</b>	<b>0</b>
<b>Colorado</b>															
Buckley AFB	R	AF Active	Aurora	174	2,438,464	0	0	0	0	3,283	3,872	859.3	2,731	779	0
Cheyenne Mtn		AF Active	Colorado Springs	51	340,242	0	0	0	0	499	567	166.4	447	115	0
DFAS Denver Annex	R	AF Active	Denver	4	450,487	0	0	0	0	72	72	92.0	0	0	0
Falcon AFB		AF Active	Ellicott	57	1,493,912	0	0	0	0	3,198	4,172	577.3	2,064	534	1
Ft Carson Weapons Range		Air Natl Guard	Pueblo	5	12,224	0	0	0	0	3,110	3,110	11.4	0	0	0
Greeley Air National Guard Station		Air Natl Guard	Greeley	5	34,525	0	0	0	0	0	17	10.9	0	0	0
Lowry		AF Active	Denver	57	1,449,100	0	0	0	0	103	103	313.2	1	3	0
Peterson AFB	R	AF Active	Colorado Springs	393	3,586,534	39	367,420	0	0	201	1,295	1,081.2	5,256	2,438	43
USAF Academy	R	AF Active	Colorado Springs	1,101	8,762,496	0	0	0	0	18,455	53,276	2,397.9	1,991	1,456	0
USAF Academy Auxiliary Airfield		AF Active	Calhan	1	1,651	0	0	0	0	0	197	10.8	0	0	0
<b>** OTHER SITE(S): 62</b>				<b>97</b>	<b>125,499</b>	<b>3</b>	<b>27,486</b>	<b>0</b>	<b>0</b>	<b>768</b>	<b>8,476</b>	<b>386.1</b>	<b>0</b>	<b>0</b>	<b>0</b>
<b>Colorado Total:</b>				<b>1,945</b>	<b>18,695,134</b>	<b>42</b>	<b>394,906</b>	<b>0</b>	<b>0</b>	<b>29,689</b>	<b>75,157</b>	<b>5,906.4</b>	<b>12,490</b>	<b>5,325</b>	<b>44</b>
<b>Connecticut</b>															
Bradley IAP	R	Air Natl Guard	Windsor Locks	33	316,276	0	0	0	0	4	148	100.9	40	7	0
Orange ANG Communication Station		Air Natl Guard	New Haven	7	62,825	0	0	0	0	21	29	13.2	258	39	0
<b>Connecticut Total:</b>				<b>40</b>	<b>379,101</b>	<b>0</b>	<b>0</b>	<b>0</b>	<b>0</b>	<b>25</b>	<b>177</b>	<b>114.1</b>	<b>298</b>	<b>46</b>	<b>0</b>

\* Sites having assets that are Federally funded (e.g., owned, lease, licence, permit) and State-owned interest.

\*\* US Locations that do not meet criteria of at least ten (10) Acres AND at least \$10M PRV. US Territories and Non-US Locations that do not meet criteria of at least ten (10) Acres OR at least \$10M PRV.



**DEPARTMENT OF DEFENSE - Air Force**  
**Base Structure Report - As of 30 Sep 2006**

SITE	BRAC 2005	COMPONENT	NAME NEAREST CITY	BUILDINGS						ACRES OWNED	TOTAL ACRES	PRV (\$M)	MIL	CIV	OTHER
				OWNED		LEASED		OTHER							
				COUNT	SQFT	COUNT	SQFT	COUNT	SQFT						
<b>Delaware</b>															
Dover AFB	R	AF Active	Dover	202	3,620,460	0	0	0	0	3,218	3,824	1,335.9	5,029	707	0
New Castle County Airport	R	Air Natl Guard	Newport	37	281,547	0	0	0	0	0	80	83.7	1,048	178	0
<b>** OTHER SITE(S): 2</b>										2	3	0.0	0	0	0
<b>Delaware Total:</b>				<b>239</b>	<b>3,902,007</b>	<b>0</b>	<b>0</b>	<b>0</b>	<b>0</b>	<b>3,220</b>	<b>3,907</b>	<b>1,419.6</b>	<b>6,077</b>	<b>885</b>	<b>0</b>
<b>District of Columbia</b>															
Bolling AFB	R	AF Active	Washington, DC	436	4,870,561	0	0	0	0	607	607	880.9	1,900	808	0
<b>District of Columbia Total:</b>				<b>436</b>	<b>4,870,561</b>	<b>0</b>	<b>0</b>	<b>0</b>	<b>0</b>	<b>607</b>	<b>607</b>	<b>880.9</b>	<b>1,900</b>	<b>808</b>	<b>0</b>
<b>Florida</b>															
Arbuckle Airfield		AF Active	Avon Park	39	182,748	0	0	0	0	5,145	5,147	102.9	0	0	0
Avon Park AF Range		AF Active	Avon Park	5	2,915	0	0	0	0	100,929	100,929	24.1	0	31	0
Camp Blanding		Air Natl Guard	Starke	25	136,979	0	0	0	0	0	218	21.7	223	3	0
Cape Canaveral Air Force Station		AF Active	Port Canaveral	600	3,839,431	0	0	0	0	17,034	17,092	1,500.8	277	250	0
Cape San Blas Missile Tracking Annex D-3		AF Active	Port St Joe	14	33,003	0	0	0	0	679	679	10.4	0	0	0
Eglin AFB	R	AF Active	Valpariso	2,016	10,863,261	0	0	0	0	319,085	453,594	2,586.1	7,204	3,272	0
Eglin Air Force Auxiliary Field #3		AF Active	Crestview	299	1,299,493	0	0	0	0	1,348	1,348	487.4	1,203	26	0
Eglin Air Force Auxiliary Field #6		AF Active	Milton	51	168,009	0	0	0	0	629	629	89.4	24	89	0
Homestead Air Force Base		AF Active	Homestead	6	267,749	0	0	0	0	24	24	36.2	20	0	0
Homestead ARB	R	AF Reserve	Homestead	121	970,999	0	0	0	0	1,943	2,311	507.1	1,285	232	0
Hurlburt Field	R	AF Active	Mary Esther	614	4,979,355	0	0	0	0	6,634	6,634	1,105.6	7,337	757	0
Jacksonville IAP	R	Air Natl Guard	Callahan	37	330,497	0	0	0	0	0	342	86.5	998	281	0
Jonathan Dickinson Missile Tracking Anx		AF Active	Hobe Sound	9	26,355	0	0	0	0	0	12	10.8	0	0	0
Lynn Haven Defense Fuel Sup		AF Active	Lynn Haven	8	12,631	0	0	0	0	203	203	20.3	0	0	0
MacDill AFB	R	AF Active	Tampa	574	5,014,589	0	0	0	0	5,630	5,767	1,472.7	6,098	1,221	61
Malabar Transmitter Annex		AF Active	Palm Bay	9	35,208	0	0	0	0	640	640	11.3	0	0	0
Patrick AFB		AF Active	Cocoa Beach	524	3,913,229	0	0	0	0	2,108	2,341	1,023.5	2,476	1,188	10
Tyndall AFB	R	AF Active	Springfield	1,002	5,098,182	0	0	0	0	27,451	28,824	1,306.2	3,934	664	0
<b>** OTHER SITE(S): 33</b>				<b>24</b>	<b>23,219</b>	<b>0</b>	<b>0</b>	<b>0</b>	<b>0</b>	<b>287</b>	<b>326</b>	<b>13.2</b>	<b>0</b>	<b>0</b>	<b>0</b>

\* Sites having assets that are Federally funded (e.g., owned, lease, licence, permit) and State-owned interest.

\*\* US Locations that do not meet criteria of at least ten (10) Acres AND at least \$10M PRV. US Territories and Non-US Locations that do not meet criteria of at least ten (10) Acres OR at least \$10M PRV.

**DEPARTMENT OF DEFENSE - Air Force**  
**Base Structure Report - As of 30 Sep 2006**

SITE	BRAC 2005	COMPONENT	NAME NEAREST CITY	BUILDINGS						ACRES OWNED	TOTAL ACRES	PRV (\$M)	MIL	CIV	OTHER
				OWNED		LEASED		OTHER							
				COUNT	SQFT	COUNT	SQFT	COUNT	SQFT						
<b>Florida Total:</b>				<b>5,977</b>	<b>37,197,852</b>	<b>0</b>	<b>0</b>	<b>0</b>	<b>0</b>	<b>489,769</b>	<b>627,060</b>	<b>10,416.1</b>	<b>31,079</b>	<b>8,014</b>	<b>71</b>
<b>Georgia</b>															
Air Force Plant 6		AF Active	Marietta	94	6,464,943	0	0	0	0	755	755	1,325.1	0	0	0
Dobbins AFB	R	AF Reserve	Marietta	87	996,112	0	0	0	0	1,666	1,913	389.3	1,710	316	0
Glynco Air National Guard Station		Air Natl Guard	Brunswick	5	68,534	0	0	0	0	0	14	11.8	0	0	0
Hunter ANG Station No 2		Air Natl Guard	Savannah	14	64,067	0	0	0	0	0	18	10.5	357	40	0
Moody AFB	R	AF Active	Valdosta	333	2,501,031	0	0	0	0	5,094	5,497	789.9	3,761	372	0
Moody Recreation Annex		AF Active	Lake Park	20	13,492	0	0	0	0	489	489	10.4	0	0	0
Robins AFB	R	AF Active	Warner Robins	1,034	13,969,073	0	0	0	0	6,779	6,935	3,122.7	7,047	12,163	0
Savannah/Hilton Head IAP	R	Air Natl Guard	Savannah	98	650,445	0	0	0	0	0	290	181.5	929	184	0
<b>** OTHER SITE(S): 8</b>				<b>23</b>	<b>49,453</b>	<b>0</b>	<b>0</b>	<b>0</b>	<b>0</b>	<b>5,891</b>	<b>5,938</b>	<b>11.0</b>	<b>146</b>	<b>13</b>	<b>0</b>
<b>Georgia Total:</b>				<b>1,708</b>	<b>24,777,150</b>	<b>0</b>	<b>0</b>	<b>0</b>	<b>0</b>	<b>20,674</b>	<b>21,849</b>	<b>5,852.3</b>	<b>13,950</b>	<b>13,088</b>	<b>0</b>
<b>Guam</b>															
Andersen Administration Annex		AF Active	Agana	130	755,018	0	0	0	0	1,969	2,024	293.6	0	0	0
Andersen AFB	R	AF Active	Agana	1,272	4,956,519	0	0	6	279,000	11,093	11,096	4,841.3	2,297	433	35
Andersen Air Force Station		AF Active	Agana	6	16,773	0	0	0	0	22	32	21.0	0	0	0
Andersen Communications Annex Nr 2		AF Active	Barrigada							432	432	12.6	0	0	0
Andersen Family Housing Annex No 4		AF Active	Harmon	12	19,703	0	0	0	0	408	408	22.5	0	0	0
Andersen Water Supply Annex		AF Active	Tumon	2	384	0	0	0	0	8	55	13.4	0	0	0
Northwest Guam Air Force Base		AF Active	Agana	10	58,899	0	0	0	0	4,378	4,378	741.0	0	0	0
<b>Guam Total:</b>				<b>1,432</b>	<b>5,807,296</b>	<b>0</b>	<b>0</b>	<b>6</b>	<b>279,000</b>	<b>18,310</b>	<b>18,425</b>	<b>5,945.5</b>	<b>2,297</b>	<b>433</b>	<b>35</b>
<b>Hawaii</b>															
Barking Sands Com		Air Natl Guard	Kekaha	4	31,016	0	0	0	0	11	11	13.6	131	29	0
Bellows Air Force Station		AF Active	Waimanalo	97	144,810	0	0	0	0	409	487	125.0	26	4	0
Hickam AFB	R	AF Active	Honolulu	971	7,078,678	0	0	4	13,955	2,514	2,523	3,037.4	6,170	1,917	29
Hickam Petroleum Products Storage Anx		AF Active	Wahiawa	19	10,657	0	0	0	0	95	151	130.9	0	0	0
Kaena Point Sattelite Tracking Station		AF Active	Haleiwa	25	69,531	0	0	0	0	0	153	46.4	2	18	0
Koikee Air Force Station		AF Active	Kekaha	12	23,239	0	0	0	0	0	11	11.3	48	14	0

\* Sites having assets that are Federally funded (e.g., owned, lease, licence, permit) and State-owned interest.

\*\* US Locations that do not meet criteria of at least ten (10) Acres AND at least \$10M PRV. US Territories and Non-US Locations that do not meet criteria of at least ten (10) Acres OR at least \$10M PRV.

**DEPARTMENT OF DEFENSE - Air Force**  
**Base Structure Report - As of 30 Sep 2006**

SITE	BRAC 2005	COMPONENT	NAME NEAREST CITY	BUILDINGS						ACRES OWNED	TOTAL ACRES	PRV (\$M)	MIL	CIV	OTHER
				OWNED		LEASED		OTHER							
				COUNT	SQFT	COUNT	SQFT	COUNT	SQFT						
<b>** OTHER SITE(S): 14</b>				36	218,733	1	6,398	19	96,229	33	638	150.7	570	85	0
<b>Hawaii Total:</b>				<b>1,164</b>	<b>7,576,664</b>	<b>1</b>	<b>6,398</b>	<b>23</b>	<b>110,184</b>	<b>3,062</b>	<b>3,974</b>	<b>3,515.4</b>	<b>6,947</b>	<b>2,067</b>	<b>29</b>
<b>Idaho</b>															
Boise Air Terminal (ANG)	R	Air Natl Guard	Boise	177	1,649,348	0	0	0	0	0	576	375.6	1,248	233	0
Mountain Home AFB	R	AF Active	Mountain Home	1,010	4,776,001	0	0	0	0	2,250	6,852	1,972.9	4,302	435	0
Saylor Creek Air Force Range		AF Active	Bruneau	5	10,918	0	0	0	0	640	109,466	12.6	0	0	0
<b>** OTHER SITE(S): 42</b>				29	26,918	0	0	0	0	0	18,252	28.0	0	0	0
<b>Idaho Total:</b>				<b>1,221</b>	<b>6,463,185</b>	<b>0</b>	<b>0</b>	<b>0</b>	<b>0</b>	<b>2,890</b>	<b>135,146</b>	<b>2,389.1</b>	<b>5,550</b>	<b>668</b>	<b>0</b>
<b>Illinois</b>															
Capital Airport	R	Air Natl Guard	Springfield	34	345,326	0	0	0	0	0	91	117.3	1,115	239	0
Chanute AFB		AF Active	Rantoul	230	2,788,770	0	0	0	0	1,343	1,343	1,008.5	0	5	0
Greater Peoria Regional Aprt	R	Air Natl Guard	Bartonville	32	415,503	0	0	0	0	0	765	155.6	1,244	223	0
Scott AFB	R	AF Active	Shiloh	265	4,591,339	0	0	0	0	2,820	3,545	1,955.2	7,384	2,959	22
<b>** OTHER SITE(S): 4</b>				3	6,924	1	1,083	0	0	36	42	4.8	0	0	0
<b>Illinois Total:</b>				<b>564</b>	<b>8,147,862</b>	<b>1</b>	<b>1,083</b>	<b>0</b>	<b>0</b>	<b>4,199</b>	<b>5,786</b>	<b>3,241.4</b>	<b>9,743</b>	<b>3,426</b>	<b>22</b>
<b>Indiana</b>															
Fort Wayne IAP	R	Air Natl Guard	Fort Wayne	28	291,040	2	60,471	0	0	0	166	118.5	941	215	0
Grissom AFB		AF Active	Peru	28	385,193	0	0	0	0	2,421	2,880	134.7	0	1	0
Hulman Fld	R	Air Natl Guard	Terre Haute	47	344,069	0	0	0	0	37	121	107.6	980	220	0
<b>** OTHER SITE(S): 3</b>				95	1,061,840	0	0	1	2,400	1,045	1,045	608.5	1,250	239	0
<b>Indiana Total:</b>				<b>198</b>	<b>2,082,142</b>	<b>2</b>	<b>60,471</b>	<b>1</b>	<b>2,400</b>	<b>3,503</b>	<b>4,212</b>	<b>969.3</b>	<b>3,171</b>	<b>675</b>	<b>0</b>
<b>Iowa</b>															
Des Moines Muni	R	Air Natl Guard	Des Moines	29	211,307	4	159,713	0	0	0	172	105.8	955	226	0
Sioux Gateway Apt/Col Bud Day Field (ANG)	R	Air Natl Guard	Sioux City	46	456,850	0	0	0	0	16	305	142.0	830	230	0
<b>** OTHER SITE(S): 1</b>				14	44,060	0	0	0	0	0	10	9.5	135	23	0
<b>Iowa Total:</b>				<b>89</b>	<b>712,217</b>	<b>4</b>	<b>159,713</b>	<b>0</b>	<b>0</b>	<b>16</b>	<b>487</b>	<b>257.3</b>	<b>1,920</b>	<b>479</b>	<b>0</b>

\* Sites having assets that are Federally funded (e.g., owned, lease, licence, permit) and State-owned interest.

\*\* US Locations that do not meet criteria of at least ten (10) Acres AND at least \$10M PRV. US Territories and Non-US Locations that do not meet criteria of at least ten (10) Acres OR at least \$10M PRV.

## DEPARTMENT OF DEFENSE - Air Force

### Base Structure Report - As of 30 Sep 2006

SITE	BRAC 2005	COMPONENT	NAME NEAREST CITY	BUILDINGS						ACRES OWNED	TOTAL ACRES	PRV (\$M)	MIL	CIV	OTHER						
				OWNED		LEASED		OTHER													
				COUNT	SQFT	COUNT	SQFT	COUNT	SQFT												
<b>Johnston Atoll</b>																					
Johnston Atoll Airfield		AF Active	Johnston Atoll	72	288,299	0	0	0	0	684	684	471.7	0	0	1,043						
<b>Johnston Atoll Total:</b>				<b>72</b>	<b>288,299</b>	<b>0</b>	<b>0</b>	<b>0</b>	<b>0</b>	<b>684</b>	<b>684</b>	<b>471.7</b>	<b>0</b>	<b>0</b>	<b>1,043</b>						
<b>Kansas</b>																					
Forbes Field ANG	R	Air Natl Guard	Pauline	34	657,834	0	0	0	0	192	215	209.7	877	237	0						
McConnell AFB	R	AF Active	Wichita	891	4,639,355	0	0	0	0	2,584	3,362	1,446.9	4,155	749	0						
Smoky Hill ANG Rg		Air Natl Guard	Salina	33	47,663	0	0	0	0	33,873	33,873	48.8	22	4	0						
<b>** OTHER SITE(S): 6</b>										100	351	0.8	0	0	0						
<b>Kansas Total:</b>				<b>958</b>	<b>5,344,852</b>	<b>0</b>	<b>0</b>	<b>0</b>	<b>0</b>	<b>36,749</b>	<b>37,801</b>	<b>1,706.2</b>	<b>5,054</b>	<b>990</b>	<b>0</b>						
<b>Kentucky</b>																					
Louisville IAP-Standiford FI	R	Air Natl Guard	Louisville	14	365,460	0	0	0	0	0	81	93.6	1,147	216	0						
<b>Kentucky Total:</b>				<b>14</b>	<b>365,460</b>	<b>0</b>	<b>0</b>	<b>0</b>	<b>0</b>	<b>0</b>	<b>81</b>	<b>93.6</b>	<b>1,147</b>	<b>216</b>	<b>0</b>						
<b>Louisiana</b>																					
Barksdale AFB	R	AF Active	Bossier City	965	6,077,183	0	0	1	2,832	21,802	22,361	1,724.6	7,413	546	0						
England Air Force Base		AF Active	Alexandria	423	2,198,601	0	0	0	0	1,136	1,136	531.4	0	1	0						
NAS Joint Reserve Base, Nola	R	Air Natl Guard	Belle Chasse	48	387,365	0	0	3	51,532	0	67	113.8	985	264	0						
<b>** OTHER SITE(S): 8</b>										34	138,709	0	0	30	317,241	1	7,866	114.1	1,045	114	0
<b>Louisiana Total:</b>				<b>1,470</b>	<b>8,801,858</b>	<b>0</b>	<b>0</b>	<b>34</b>	<b>371,605</b>	<b>22,939</b>	<b>31,430</b>	<b>2,483.9</b>	<b>9,443</b>	<b>925</b>	<b>0</b>						
<b>Maine</b>																					
Bangor IAP	R	Air Natl Guard	Bangor	51	697,149	0	0	0	0	303	487	248.3	942	218	0						
Columbia Falls Radar Site		AF Active	Columbia Falls	4	20,375	0	0	0	0	1,060	1,060	30.3	0	0	0						
Loring Air Force Base		AF Active	Limestone	0	0	1	142,400	0	0	0	16	29.9	0	7	0						
Moscow Radar Site		AF Active	Moscow	4	44,315	0	0	0	0	1,274	1,274	30.7	0	0	0						
Searsport Defense Fuel Support Point		AF Active	Searsport	22	15,153	0	0	0	0	20	1,266	224.5	0	0	0						
South Portland ANG Station		Air Natl Guard	South Portland	9	56,313	0	0	0	0	0	12	11.8	276	22	0						
<b>** OTHER SITE(S): 1</b>										1	1	0.0	0	0	0						
<b>Maine Total:</b>				<b>90</b>	<b>833,305</b>	<b>1</b>	<b>142,400</b>	<b>0</b>	<b>0</b>	<b>2,658</b>	<b>4,116</b>	<b>575.5</b>	<b>1,218</b>	<b>247</b>	<b>0</b>						

\* Sites having assets that are Federally funded (e.g., owned, lease, licence, permit) and State-owned interest.

\*\* US Locations that do not meet criteria of at least ten (10) Acres AND at least \$10M PRV. US Territories and Non-US Locations that do not meet criteria of at least ten (10) Acres OR at least \$10M PRV.

**DEPARTMENT OF DEFENSE - Air Force**  
**Base Structure Report - As of 30 Sep 2006**

SITE	BRAC 2005	COMPONENT	NAME NEAREST CITY	BUILDINGS						ACRES OWNED	TOTAL ACRES	PRV (\$M)	MIL	CIV	OTHER
				OWNED		LEASED		OTHER							
				COUNT	SQFT	COUNT	SQFT	COUNT	SQFT						
<b>Maryland</b>															
Andrews AFB	R	AF Active	Upper Marlboro	873	7,456,406	0	0	0	0	4,346	4,996	2,207.9	6,950	1,553	53
Brandywine Globecom Annex		AF Active	Brandywine	5	3,997	0	0	0	0	1,635	1,640	12.2	0	0	0
Governors Bridge Globecom Annex		AF Active	Davidsonville	2	26,540	0	0	0	0	852	864	16.1	0	0	0
Martin State Apt	R	Air Natl Guard	Baltimore	48	385,055	0	0	0	0	0	175	117.1	1,583	286	0
Summerfield Family Housing		AF Active	Seat Pleasant	0	0	194	1,942,174	0	0	0	234	204.6	0	0	0
<b>** OTHER SITE(S): 4</b>				18	17,433	0	0	3	105,164	20	20	29.6	0	10	0
<b>Maryland Total:</b>				<b>946</b>	<b>7,889,431</b>	<b>194</b>	<b>1,942,174</b>	<b>3</b>	<b>105,164</b>	<b>6,853</b>	<b>7,929</b>	<b>2,587.6</b>	<b>8,533</b>	<b>1,849</b>	<b>53</b>
<b>Massachusetts</b>															
Barnes Municipal Airport ANG	R	Air Natl Guard	Westfield	42	328,945	0	0	0	0	0	190	110.3	919	198	0
Cape Cod Air Station		AF Active	Sagamore	13	99,462	0	0	0	0	101	101	35.8	58	5	0
Hanscom AFB	R	AF Active	Bedford	137	3,591,940	0	0	0	0	779	846	1,049.9	1,476	1,454	0
Otis ANG Base	R	Air Natl Guard	Falmouth	204	1,580,373	0	0	1	1,384	1,366	4,042	794.4	1,159	492	0
Westover AFB	R	AF Reserve	Chicopee	108	1,411,163	0	0	0	0	2,515	2,585	750.0	2,283	295	0
<b>** OTHER SITE(S): 9</b>				37	82,849	0	0	0	0	189	274	23.7	183	20	0
<b>Massachusetts Total:</b>				<b>541</b>	<b>7,094,732</b>	<b>0</b>	<b>0</b>	<b>1</b>	<b>1,384</b>	<b>4,950</b>	<b>8,038</b>	<b>2,764.0</b>	<b>6,078</b>	<b>2,464</b>	<b>0</b>
<b>Michigan</b>															
Alpena Co Reg Apt		Air Natl Guard	Alpena	104	442,464	0	0	0	0	0	674	210.6	123	4	0
K I Sawyer AFB		AF Active	Gwinn	978	2,947,831	0	0	0	0	2,763	3,930	834.0	0	0	0
Selfridge ANGB	R	Air Natl Guard	Mount Clemens	335	2,872,562	0	0	1	2,414	3,091	3,605	1,163.3	3,068	711	0
W K Kellogg	R	Air Natl Guard	Battle Creek	39	356,542	0	0	0	0	0	320	132.8	905	207	0
Wurtsmith Air Force Base		AF Active	Oscoda	146	1,182,336	0	0	0	0	397	634	642.3	0	2	0
<b>** OTHER SITE(S): 3</b>				4	13,564	0	0	0	0	56	72	8.1	0	0	0
<b>Michigan Total:</b>				<b>1,606</b>	<b>7,815,299</b>	<b>0</b>	<b>0</b>	<b>1</b>	<b>2,414</b>	<b>6,307</b>	<b>9,235</b>	<b>2,991.1</b>	<b>4,096</b>	<b>924</b>	<b>0</b>
<b>Minnesota</b>															
Duluth International Airport	R	Air Natl Guard	Duluth	47	410,729	1	38,944	0	0	19	262	133.7	980	230	0
Minn-St Paul		AF Reserve	Minneapolis	86	1,071,948	0	0	0	0	215	246	340.2	2,421	360	0
<b>** OTHER SITE(S): 3</b>				5	22,269	0	0	0	0	33	34	8.8	0	0	0
<b>Minnesota Total:</b>				<b>138</b>	<b>1,504,946</b>	<b>1</b>	<b>38,944</b>	<b>0</b>	<b>0</b>	<b>267</b>	<b>542</b>	<b>482.6</b>	<b>3,401</b>	<b>590</b>	<b>0</b>

\* Sites having assets that are Federally funded (e.g., owned, lease, licence, permit) and State-owned interest.

\*\* US Locations that do not meet criteria of at least ten (10) Acres AND at least \$10M PRV. US Territories and Non-US Locations that do not meet criteria of at least ten (10) Acres OR at least \$10M PRV.

## DEPARTMENT OF DEFENSE - Air Force

### Base Structure Report - As of 30 Sep 2006

SITE	BRAC 2005	COMPONENT	NAME NEAREST CITY	BUILDINGS						ACRES OWNED	TOTAL ACRES	PRV (\$M)	MIL	CIV	OTHER
				OWNED		LEASED		OTHER							
				COUNT	SQFT	COUNT	SQFT	COUNT	SQFT						
<b>Mississippi</b>															
Columbus AFB	R	AF Active	Columbus	479	2,480,623	0	0	0	0	4,408	4,931	708.0	956	441	0
Columbus Auxiliary Airfield		AF Active	Shuqualak	5	11,370	0	0	0	0	914	1,080	29.6	0	0	0
Gulfport-Biloxi Regional Airport (ANG)		Air Natl Guard	Gulfport	75	613,126	0	0	0	0	11	267	138.0	454	45	0
Jackson IAP, Thompson Field	R	Air Natl Guard	Flowood	30	462,153	0	0	0	0	0	139	119.7	1,155	279	0
Keesler AFB	R	AF Active	Biloxi	966	9,112,910	0	0	0	0	1,494	1,611	2,006.4	4,985	1,553	0
Keesler Training Annex No 1		AF Active	Biloxi	61	294,980	0	0	0	0	57	57	36.3	0	0	0
Key Field	R	Air Natl Guard	Meridian	34	391,697	0	0	0	0	0	121	113.3	1,019	215	0
** OTHER SITE(S): 5				10	16,183	0	0	0	0	174	2,233	8.7	0	0	0
<b>Mississippi Total:</b>				<b>1,660</b>	<b>13,383,042</b>	<b>0</b>	<b>0</b>	<b>0</b>	<b>0</b>	<b>7,058</b>	<b>10,439</b>	<b>3,159.9</b>	<b>8,569</b>	<b>2,533</b>	<b>0</b>
<b>Missouri</b>															
Jefferson Barracks ANGS	R	Air Natl Guard	St. Louis	1	323	31	384,882	0	0	0	135	97.4	335	34	0
Lambert-St Louis	R	Air Natl Guard	St. Ann	39	380,118	0	0	0	0	25	49	116.1	1,209	280	0
Rosecrans MAP/139Ag	R	Air Natl Guard	St. Joseph	44	340,202	0	0	0	0	54	433	102.9	1,035	219	0
St Louis Afs Storage Annex		AF Active	St. Louis	7	569,068	0	0	0	0	39	40	98.4	0	0	0
St Louis Air Force Station		AF Active	St. Louis	13	736,550	0	0	0	0	25	25	176.7	10	0	0
Whiteman AFB	R	AF Active	Knob Noster	997	4,859,614	0	0	1	1,752	3,890	4,993	1,883.3	4,458	423	0
** OTHER SITE(S): 9				11	26,500	0	0	0	0	320	550	12.2	14	0	0
<b>Missouri Total:</b>				<b>1,112</b>	<b>6,912,375</b>	<b>31</b>	<b>384,882</b>	<b>1</b>	<b>1,752</b>	<b>4,353</b>	<b>6,225</b>	<b>2,487.0</b>	<b>7,061</b>	<b>956</b>	<b>0</b>
<b>Montana</b>															
Great Falls IAP	R	Air Natl Guard	Great Falls	44	385,953	0	0	0	0	1	140	134.4	928	234	0
Malmstrom AFB	R	AF Active	Great Falls	763	4,835,165	0	0	0	0	3,278	3,716	1,419.5	3,580	473	0
** OTHER SITE(S): 235				268	307,312	3	52	0	0	996	27,010	1,620.0	0	0	0
<b>Montana Total:</b>				<b>1,075</b>	<b>5,528,430</b>	<b>3</b>	<b>52</b>	<b>0</b>	<b>0</b>	<b>4,275</b>	<b>30,866</b>	<b>3,173.9</b>	<b>4,508</b>	<b>707</b>	<b>0</b>
<b>Nebraska</b>															
Lincoln ANG Base		Air Natl Guard	Lincoln	36	555,586	0	0	0	0	202	218	146.5	845	202	0
Offutt AFB		AF Active	Bellevue	211	5,467,093	0	0	0	0	1,908	1,923	1,491.8	6,467	1,830	0
Offutt Family Housing Annex		AF Active	Bellevue	34	404,042	0	0	0	0	783	786	172.7	0	0	0

\* Sites having assets that are Federally funded (e.g., owned, lease, licence, permit) and State-owned interest.

\*\* US Locations that do not meet criteria of at least ten (10) Acres AND at least \$10M PRV. US Territories and Non-US Locations that do not meet criteria of at least ten (10) Acres OR at least \$10M PRV.

**DEPARTMENT OF DEFENSE - Air Force**  
**Base Structure Report - As of 30 Sep 2006**

SITE	BRAC 2005	COMPONENT	NAME NEAREST CITY	BUILDINGS						ACRES OWNED	TOTAL ACRES	PRV (\$M)	MIL	CIV	OTHER
				OWNED		LEASED		OTHER							
				COUNT	SQFT	COUNT	SQFT	COUNT	SQFT						
<b>** OTHER SITE(S): 90</b>				103	188,104	0	0	0	0	1,332	10,750	488.4	0	0	0
<b>Nebraska Total:</b>				<b>384</b>	<b>6,614,825</b>	<b>0</b>	<b>0</b>	<b>0</b>	<b>0</b>	<b>4,225</b>	<b>13,677</b>	<b>2,299.4</b>	<b>7,312</b>	<b>2,032</b>	<b>0</b>
<b><u>Nevada</u></b>															
Creech Air Force Base		AF Active	Indian Springs	85	435,274	0	0	0	0	235	2,300	341.4	889	59	0
Nellis AFB	R	AF Active	Las Vegas	595	5,814,636	1	20	3	8,552	5,215	14,161	2,595.1	7,760	1,046	40
Nellis Air Force Range		AF Active	Indian Springs	90	132,463	0	0	0	0	2,344,785	3,092,316	255.5	0	0	0
Nellis Water System Annex		AF Active	Las Vegas	2	19,347	0	0	0	0	80	107	20.5	0	0	0
Reno Tahoe Int'L Airport	R	Air Natl Guard	Reno	37	347,144	0	0	1	3,134	0	64	121.1	993	198	0
Tonopah Afs Z164		AF Active	Tonopah	16	38,394	0	0	0	0	4	47	10.5	0	0	0
Tonopah Auxiliary Airfield Annex		AF Active	Tonopah	142	1,647,283	0	0	1	1,500	2,157	2,157	950.6	0	0	0
Tonopah Auxiliary Airfield Annex #2		AF Active	Tonopah	93	789,195	0	0	0	0	109	109	196.5	0	0	0
<b>** OTHER SITE(S): 21</b>				15	38,909	3	2,978	0	0	10,576	26,030	18.4	0	0	0
<b>Nevada Total:</b>				<b>1,075</b>	<b>9,262,645</b>	<b>4</b>	<b>2,998</b>	<b>5</b>	<b>13,186</b>	<b>2,363,161</b>	<b>3,137,291</b>	<b>4,509.5</b>	<b>9,642</b>	<b>1,303</b>	<b>40</b>
<b><u>New Hampshire</u></b>															
New Boston Air Station		AF Active	New Boston	25	128,191	0	0	0	0	2,826	2,873	62.1	11	39	0
Newington Defense Fuel Support Point		AF Active	Portsmouth	4	9,462	0	0	0	0	10	15	34.6	0	0	0
Pease Air Force Base		AF Active	Portsmouth	16	368,344	0	0	0	0	276	276	91.9	958	237	0
Pease ANGB Newhampshire		Air Natl Guard	Portsmouth	57	512,388	0	0	2	834	219	219	194.1	0	1	0
<b>New Hampshire Total:</b>				<b>102</b>	<b>1,018,385</b>	<b>0</b>	<b>0</b>	<b>2</b>	<b>834</b>	<b>3,331</b>	<b>3,383</b>	<b>382.8</b>	<b>969</b>	<b>277</b>	<b>0</b>
<b><u>New Jersey</u></b>															
Air Mobility Warfare Center		AF Active	Wrightstown	8	244,811	0	0	0	0	31	31	56.0	0	0	0
Atlantic City IAP	R	Air Natl Guard	Pleasantville	35	352,486	0	0	0	0	0	296	121.1	967	221	0
Fort Dix Family Housing		AF Active	Trenton	71	190,776	0	0	0	0	37	37	23.7	0	0	0
McGuire AFB	R	AF Active	Wrightstown	727	7,581,857	0	0	0	0	3,604	3,661	2,781.8	8,196	1,037	0
<b>** OTHER SITE(S): 6</b>				27	141,973	0	0	0	0	9,639	9,895	600.1	0	0	0
<b>New Jersey Total:</b>				<b>868</b>	<b>8,511,903</b>	<b>0</b>	<b>0</b>	<b>0</b>	<b>0</b>	<b>13,311</b>	<b>13,920</b>	<b>3,582.8</b>	<b>9,163</b>	<b>1,258</b>	<b>0</b>
<b><u>New Mexico</u></b>															
Boles Wells Water System Annex		AF Active	Alamogordo							2,694	7,411	34.2	0	0	0

\* Sites having assets that are Federally funded (e.g., owned, lease, licence, permit) and State-owned interest.

\*\* US Locations that do not meet criteria of at least ten (10) Acres AND at least \$10M PRV. US Territories and Non-US Locations that do not meet criteria of at least ten (10) Acres OR at least \$10M PRV.

**DEPARTMENT OF DEFENSE - Air Force**  
**Base Structure Report - As of 30 Sep 2006**

SITE	BRAC 2005	COMPONENT	NAME NEAREST CITY	BUILDINGS						ACRES OWNED	TOTAL ACRES	PRV (\$M)	MIL	CIV	OTHER
				OWNED		LEASED		OTHER							
				COUNT	SQFT	COUNT	SQFT	COUNT	SQFT						
Bonito Lake Water System Annex		AF Active	Carrizozo	5	1,529	0	0	0	0	0	155	19.4	0	0	0
Cannon AFB	C	AF Active	Clovis	1,107	5,128,233	0	0	1	2,100	3,789	4,543	1,460.6	3,388	394	0
Cannon Meadows Housing Area		AF Active	Portales	0	0	151	249,897	0	0	0	39	26.1	0	0	0
Cannon Place Housing Area		AF Active	Clovis	0	0	202	336,765	0	0	0	40	35.4	0	0	0
Holloman AFB	R	AF Active	Alamogordo	1,207	8,015,197	0	0	0	0	10,601	54,055	2,441.4	3,563	837	0
Kirtland AFB	R	AF Active	Albuquerque	720	7,094,601	0	0	0	0	25,539	44,072	2,661.3	4,684	2,096	60
Melrose Air Force Range		AF Active	Aragon	12	16,279	0	0	0	0	59,319	87,929	26.1	0	0	0
<b>** OTHER SITE(S): 13</b>				24	224,360	0	0	0	0	6	100	74.2	0	0	0
<b>New Mexico Total:</b>				<b>3,075</b>	<b>20,480,199</b>	<b>353</b>	<b>586,662</b>	<b>1</b>	<b>2,100</b>	<b>101,948</b>	<b>198,344</b>	<b>6,778.6</b>	<b>11,635</b>	<b>3,327</b>	<b>60</b>
<b><u>New York</u></b>															
Air Force Plant No 59		AF Active	Johnson City	4	637,238	0	0	0	0	29	32	150.2	0	0	0
Francis S. Gabreski Airport		Air Natl Guard	Westhampton Beach	31	366,275	0	0	0	0	0	89	114.1	895	191	0
Griffiss AFB		AF Active	Rome	502	3,480,429	0	0	0	0	2,803	3,165	1,560.3	319	56	0
Hancock Field		Air Natl Guard	North Syracuse	48	482,801	0	0	0	0	342	342	176.1	1,152	254	0
Neads Unit, Rome		Air Natl Guard	Rome	4	57,228	0	0	0	0	39	39	15.5	0	0	0
Newport Test Annex No 2 Transmitter		AF Active	Newport	4	14,247	0	0	0	0	35	41	11.8	0	0	0
Niagara Falls IAP (Ars)	R	AF Reserve	Niagara Falls	84	891,773	0	0	0	0	548	985	348.3	2,008	374	0
Plattsburg AFB		AF Active	Plattsburgh	1,391	5,084,867	0	0	0	0	3,394	4,686	1,363.1	0	5	0
Rome Laboratory	R	AF Active	Rome	14	1,409,280	1	25,270	0	0	108	108	322.4	0	0	0
Schenectady ANG MAP	R	Air Natl Guard	Schenectady	36	387,354	0	0	0	0	0	122	110.0	1,267	204	0
Stewart IAP		Air Natl Guard	New Windsor	31	761,432	0	0	0	0	0	268	387.5	1,602	420	0
Verona Defense Fuel Support Point		AF Active	Verona	4	2,449	0	0	0	0	35	35	22.9	0	0	0
Verona Test Annex		AF Active	Verona	28	105,866	0	0	0	0	512	513	39.3	0	0	0
<b>** OTHER SITE(S): 13</b>				19	46,401	0	0	0	0	8,665	8,806	18.2	0	0	0
<b>New York Total:</b>				<b>2,200</b>	<b>13,727,640</b>	<b>1</b>	<b>25,270</b>	<b>0</b>	<b>0</b>	<b>16,510</b>	<b>19,231</b>	<b>4,639.8</b>	<b>7,243</b>	<b>1,504</b>	<b>0</b>
<b><u>North Carolina</u></b>															
Char/Douglas IAP	R	Air Natl Guard	Charlotte	25	345,321	0	0	0	0	0	99	91.1	1,215	222	0
Dare County Range		AF Active	Stumpy Point	12	32,886	0	0	0	0	46,595	46,604	22.9	0	0	0
Fort Fisher Recreation Site		AF Active	Kure Beach	55	128,188	0	0	0	0	39	101	28.1	0	0	0

\* Sites having assets that are Federally funded (e.g., owned, lease, licence, permit) and State-owned interest.

\*\* US Locations that do not meet criteria of at least ten (10) Acres AND at least \$10M PRV. US Territories and Non-US Locations that do not meet criteria of at least ten (10) Acres OR at least \$10M PRV.



**DEPARTMENT OF DEFENSE - Air Force**  
**Base Structure Report - As of 30 Sep 2006**

SITE	BRAC 2005	COMPONENT	NAME NEAREST CITY	BUILDINGS						ACRES OWNED	TOTAL ACRES	PRV (\$M)	MIL	CIV	OTHER
				OWNED		LEASED		OTHER							
				COUNT	SQFT	COUNT	SQFT	COUNT	SQFT						
Pope AFB	R	AF Active	Spring Lake	533	3,423,477	0	0	0	0	262	1,963	932.0	5,391	369	0
Seymour Johnson AFB	R	AF Active	Goldsboro	1,168	5,056,324	0	0	0	0	3,233	4,107	1,095.5	5,054	408	0
Stanly County Airport		Air Natl Guard	Albemarle	31	87,035	0	0	0	0	0	111	19.2	153	22	0
<b>** OTHER SITE(S): 9</b>				23	97,549	0	0	0	0	5	231	17.3	207	23	0
<b>North Carolina Total:</b>				<b>1,847</b>	<b>9,170,780</b>	<b>0</b>	<b>0</b>	<b>0</b>	<b>0</b>	<b>50,134</b>	<b>53,216</b>	<b>2,206.1</b>	<b>12,020</b>	<b>1,044</b>	<b>0</b>
<b>North Dakota</b>															
Cavalier AFS		AF Active	Mountain	31	410,639	0	0	0	0	650	650	294.5	24	6	0
Grand Forks AFB	R	AF Active	Emerado	774	5,546,332	0	0	1	3,824	4,831	5,422	1,416.4	2,573	359	0
Grand Forks Defense Fuel Support Point		AF Active	Grand Forks	4	2,853	0	0	0	0	11	28	28.3	0	0	0
Hector IAP	R	Air Natl Guard	Fargo	30	376,253	0	0	0	0	0	249	125.0	982	233	0
Minot AFB		AF Active	Minot	1,191	8,119,040	0	0	0	0	4,965	5,634	1,992.4	4,710	554	0
<b>** OTHER SITE(S): 338</b>				399	326,368	0	0	1	12,960	2,483	37,519	1,069.2	0	0	0
<b>North Dakota Total:</b>				<b>2,429</b>	<b>14,781,485</b>	<b>0</b>	<b>0</b>	<b>2</b>	<b>16,784</b>	<b>12,940</b>	<b>49,502</b>	<b>4,925.9</b>	<b>8,289</b>	<b>1,152</b>	<b>0</b>
<b>Ohio</b>															
Blue Ash ANG		Air Natl Guard	Blue Ash	15	51,571	0	0	0	0	0	12	11.4	139	24	0
Camp Perry ANG		Air Natl Guard	Camp Perry Natl Guard	19	112,966	0	0	0	0	0	43	20.7	204	15	0
Cincinnati Defense Fuel Support Point		AF Active	Cincinnati	6	3,963	0	0	0	0	64	67	38.4	0	0	0
Mansfield Lahm	R	Air Natl Guard	Mansfield	28	282,979	0	0	0	0	0	227	79.4	959	171	0
Rickenbacker	R	Air Natl Guard	Lockbourne	30	512,540	0	0	0	0	511	1,089	266.2	1,313	271	0
Springfield Beckley	R	Air Natl Guard	Springfield	33	373,328	0	0	0	0	0	131	110.2	1,045	313	0
Toledo/Exp Aprt	R	Air Natl Guard	Swanton	37	334,039	0	0	0	0	0	135	93.3	1,002	243	0
Wright-Patterson AFB	R	AF Active	Fairborn	771	15,885,086	0	0	0	0	7,629	8,145	4,234.7	6,619	10,031	0
Youngstown-Warren Regional Airport (Ars)		AF Reserve	Youngstown	62	616,462	0	0	0	0	567	658	188.7	1,360	174	0
<b>** OTHER SITE(S): 4</b>				9	35,384	1	1,064	0	0	48	435	10.9	126	8	0
<b>Ohio Total:</b>				<b>1,010</b>	<b>18,208,318</b>	<b>1</b>	<b>1,064</b>	<b>0</b>	<b>0</b>	<b>8,819</b>	<b>10,942</b>	<b>5,054.0</b>	<b>12,767</b>	<b>11,250</b>	<b>0</b>
<b>Oklahoma</b>															
Altus AFB	R	AF Active	Altus	1,009	4,102,399	0	0	0	0	4,087	7,054	1,272.9	1,596	1,329	0

\* Sites having assets that are Federally funded (e.g., owned, lease, licence, permit) and State-owned interest.

\*\* US Locations that do not meet criteria of at least ten (10) Acres AND at least \$10M PRV. US Territories and Non-US Locations that do not meet criteria of at least ten (10) Acres OR at least \$10M PRV.

**DEPARTMENT OF DEFENSE - Air Force**  
**Base Structure Report - As of 30 Sep 2006**

SITE	BRAC 2005	COMPONENT	NAME NEAREST CITY	BUILDINGS						ACRES OWNED	TOTAL ACRES	PRV (\$M)	MIL	CIV	OTHER
				OWNED		LEASED		OTHER							
				COUNT	SQFT	COUNT	SQFT	COUNT	SQFT						
Kegelman Air Force Auxiliary Field		AF Active	Jet	7	9,457	0	0	0	0	1,066	1,285	45.2	0	0	0
Tinker AFB	R	AF Active	Midwest City	691	15,709,544	0	0	2	8,340	3,947	4,881	3,580.3	8,812	13,497	0
Tinker Support Annex		AF Active	Midwest City	26	168,535	0	0	0	0	88	129	41.2	0	0	0
Tulsa IAP	R	Air Natl Guard	Tulsa	41	368,113	0	0	0	0	0	80	99.4	1,120	252	0
Vance AFB	R	AF Active	Enid	462	1,712,571	0	0	0	0	2,122	3,402	556.1	779	146	0
Will Rogerswap	R	Air Natl Guard	Oklahoma City	28	366,157	0	0	0	0	0	133	97.0	1,263	201	0
<b>** OTHER SITE(S): 7</b>				10	11,258	1	4	0	0	657	670	5.1	0	0	0
<b>Oklahoma Total:</b>				<b>2,274</b>	<b>22,448,034</b>	<b>1</b>	<b>4</b>	<b>2</b>	<b>8,340</b>	<b>11,967</b>	<b>17,634</b>	<b>5,697.1</b>	<b>13,570</b>	<b>15,425</b>	<b>0</b>
<b><u>Oregon</u></b>															
Christmas Valley Radar Site		AF Active	Christmas Valley	4	45,846	0	0	0	0	0	2,656	34.3	0	0	0
Klamath Falls Airport-Kingsley Field		Air Natl Guard	Klamath Falls	68	451,515	0	0	0	0	29	1,062	153.5	781	172	0
Portland IAP	R	Air Natl Guard	Banks	66	718,286	0	0	0	0	0	246	249.9	1,999	398	0
<b>** OTHER SITE(S): 2</b>				9	58,837	0	0	0	0	0	190	14.0	132	28	0
<b>Oregon Total:</b>				<b>147</b>	<b>1,274,484</b>	<b>0</b>	<b>0</b>	<b>0</b>	<b>0</b>	<b>29</b>	<b>4,154</b>	<b>451.7</b>	<b>2,912</b>	<b>598</b>	<b>0</b>
<b><u>Pennsylvania</u></b>															
Fort Indiantown Gap AGS		Air Natl Guard	Annville	59	185,599	0	0	0	0	0	190	41.3	571	81	0
Harrisburg IAP (ANG)		Air Natl Guard	Harrisburg	31	293,169	1	15,077	0	0	0	42	81.5	1,092	241	0
Pittsburgh IAP (ANG)		Air Natl Guard	Coraopolis	30	390,953	0	0	0	0	0	179	125.1	1,298	294	0
Pittsburgh IAP-ARS	R	AF Reserve	Moon Township	52	483,762	3	34,507	0	0	12	181	133.8	1,188	119	0
State College ANG Station		Air Natl Guard	State College	5	44,221	0	0	0	0	0	23	11.6	135	18	0
Willow Grove		AF Reserve	Elizabethtown	53	631,051	0	0	0	0	162	170	207.6	2,062	305	0
<b>** OTHER SITE(S): 3</b>				3	33,396	0	0	0	0	0	343	8.2	89	17	0
<b>Pennsylvania Total:</b>				<b>233</b>	<b>2,062,151</b>	<b>4</b>	<b>49,584</b>	<b>0</b>	<b>0</b>	<b>174</b>	<b>1,128</b>	<b>609.0</b>	<b>6,435</b>	<b>1,075</b>	<b>0</b>
<b><u>Puerto Rico</u></b>															
Lajas Radar Site (Tars #16)		AF Active	Lajas	7	10,064	0	0	0	0	0	23	11.5	0	0	0
Luis Munoz Marin IAP		Air Natl Guard	San Juan	40	348,942	0	0	0	0	0	95	146.2	895	205	0
Punta Borinquen Radar Site		Air Natl Guard	Aguadilla	10	53,235	0	0	0	0	6	6	18.9	0	0	0
Punta Salinas Radar Site		Air Natl Guard	Catano, Catano	17	52,202	0	0	0	0	30	30	20.1	212	32	0
Ramey AF Solar Observatory Research Site		AF Active	Isabela	6	6,196	0	0	0	0	74	81	2.3	0	0	0

\* Sites having assets that are Federally funded (e.g., owned, lease, licence, permit) and State-owned interest.

\*\* US Locations that do not meet criteria of at least ten (10) Acres AND at least \$10M PRV. US Territories and Non-US Locations that do not meet criteria of at least ten (10) Acres OR at least \$10M PRV.

**DEPARTMENT OF DEFENSE - Air Force**  
**Base Structure Report - As of 30 Sep 2006**

SITE	BRAC 2005	COMPONENT	NAME NEAREST CITY	BUILDINGS						ACRES OWNED	TOTAL ACRES	PRV (\$M)	MIL	CIV	OTHER
				OWNED		LEASED		OTHER							
				COUNT	SQFT	COUNT	SQFT	COUNT	SQFT						
<b>Puerto Rico Total:</b>				<b>80</b>	<b>470,639</b>	<b>0</b>	<b>0</b>	<b>0</b>	<b>0</b>	<b>110</b>	<b>235</b>	<b>199.0</b>	<b>1,107</b>	<b>237</b>	<b>0</b>
<b>Rhode Island</b>															
Coventry ANG Station		Air Natl Guard	Coventry	12	54,439	0	0	0	0	17	17	13.5	0	0	0
North Smithfield ANG Station		Air Natl Guard	Slatersville	8	63,810	0	0	0	0	34	34	15.8	204	23	0
Quonset Air Guard Base	R	Air Natl Guard	North Kingstown	31	442,298	0	0	1	1,762	0	103	148.2	924	169	0
<b>Rhode Island Total:</b>				<b>51</b>	<b>560,547</b>	<b>0</b>	<b>0</b>	<b>1</b>	<b>1,762</b>	<b>51</b>	<b>154</b>	<b>177.5</b>	<b>1,128</b>	<b>192</b>	<b>0</b>
<b>South Carolina</b>															
Charleston AFB	R	AF Active	Charleston	765	4,329,834	0	0	0	0	3,007	3,733	1,148.8	6,007	700	0
Charleston Defense Fuel Support Point		AF Active	Hanahan	6	3,623	0	0	0	0	44	56	52.2	0	0	0
Hunley Park Military Family Housing		AF Active	North Charleston	152	438,462	0	0	0	0	271	271	56.2	0	0	0
McEntire ANG Station	R	Air Natl Guard	Eastover	85	721,737	0	0	0	0	2,344	2,473	230.3	1,206	266	0
Myrtle Beach Air Force Base		AF Active	Myrtle Beach	91	478,069	0	0	0	0	1,882	2,112	201.8	0	0	0
North Air Force Auxiliary Field		AF Active	North	5	29,195	0	0	0	0	2,277	2,392	99.8	0	15	0
Shaw AFB	R	AF Active	Sumter	1,253	5,518,723	0	0	0	0	3,310	3,406	1,080.6	5,166	549	1
<b>** OTHER SITE(S): 13</b>				<b>57</b>	<b>70,970</b>	<b>0</b>	<b>0</b>	<b>0</b>	<b>0</b>	<b>12,576</b>	<b>12,658</b>	<b>15.1</b>	<b>0</b>	<b>0</b>	<b>0</b>
<b>South Carolina Total:</b>				<b>2,414</b>	<b>11,590,613</b>	<b>0</b>	<b>0</b>	<b>0</b>	<b>0</b>	<b>25,711</b>	<b>27,101</b>	<b>2,884.8</b>	<b>12,379</b>	<b>1,530</b>	<b>1</b>
<b>South Dakota</b>															
Dakota Ridge Family Housing Annex		AF Active	Rapid City	0	0	200	420,679	1	2,135	0	50	41.7	0	0	0
Ellsworth AFB		AF Active	Box Elder	1,014	7,562,941	3	15,419	0	0	5,416	6,259	2,029.0	3,297	421	0
Joe Foss Field	R	Air Natl Guard	Sioux Falls	35	388,247	0	0	0	0	0	217	114.0	963	231	0
<b>** OTHER SITE(S): 22</b>				<b>7</b>	<b>3,751</b>	<b>0</b>	<b>0</b>	<b>0</b>	<b>0</b>	<b>2,507</b>	<b>4,097</b>	<b>39.9</b>	<b>0</b>	<b>0</b>	<b>0</b>
<b>South Dakota Total:</b>				<b>1,056</b>	<b>7,954,939</b>	<b>203</b>	<b>436,098</b>	<b>1</b>	<b>2,135</b>	<b>7,923</b>	<b>10,623</b>	<b>2,224.6</b>	<b>4,260</b>	<b>652</b>	<b>0</b>
<b>Tennessee</b>															
Arnold Air Station		AF Active	Manchester	297	2,758,420	0	0	9	7,656	39,002	39,081	2,621.0	78	190	0
McGhee Tyson Airport	R	Air Natl Guard	Knoxville	76	747,050	0	0	0	0	0	345	188.5	1,150	257	0
Memphis IAP		Air Natl Guard	Memphis	32	384,675	0	0	0	0	0	221	113.9	1,180	359	0
Nashville IAP	R	Air Natl Guard	Nashville	36	430,160	0	0	0	0	2	90	108.7	1,204	229	0
<b>** OTHER SITE(S): 2</b>				<b>8</b>	<b>31,698</b>	<b>0</b>	<b>0</b>	<b>0</b>	<b>0</b>	<b>0</b>	<b>22</b>	<b>6.2</b>	<b>234</b>	<b>33</b>	<b>0</b>

\* Sites having assets that are Federally funded (e.g., owned, lease, licence, permit) and State-owned interest.

\*\* US Locations that do not meet criteria of at least ten (10) Acres AND at least \$10M PRV. US Territories and Non-US Locations that do not meet criteria of at least ten (10) Acres OR at least \$10M PRV.

**DEPARTMENT OF DEFENSE - Air Force**  
**Base Structure Report - As of 30 Sep 2006**

SITE	BRAC 2005	COMPONENT	NAME NEAREST CITY	BUILDINGS						ACRES OWNED	TOTAL ACRES	PRV (\$M)	MIL	CIV	OTHER
				OWNED		LEASED		OTHER							
				COUNT	SQFT	COUNT	SQFT	COUNT	SQFT						
<b>Tennessee Total:</b>				<b>449</b>	<b>4,352,003</b>	<b>0</b>	<b>0</b>	<b>9</b>	<b>7,656</b>	<b>39,004</b>	<b>39,759</b>	<b>3,038.3</b>	<b>3,846</b>	<b>1,068</b>	<b>0</b>
<b>Texas</b>															
Air Force Plant 4		AF Active	Fort Worth	73	5,559,962	0	0	0	0	636	727	1,170.7	10	7	0
Brooks	C	AF Active	San Antonio	0	0	133	1,750,298	3	29,253	0	280	380.8	987	1,154	0
Camp Bullis Training Annex		AF Active	San Antonio	11	111,113	2	4,604	0	0	47	47	26.5	48	0	0
Carswell AFB		AF Active	Fort Worth	21	38,619	0	0	3	3,632	1,949	2,299	12.4	986	176	0
Carswell Ammunition Storage Annex		AF Active	Fort Worth	22	40,880	0	0	0	0	247	250	11.8	0	0	0
Dyess AFB	R	AF Active	Abilene	1,036	5,095,086	0	0	0	0	5,304	6,342	1,492.4	5,368	372	0
Eldorado AFS		AF Active	El Dorado	6	114,357	0	0	0	0	119	129	26.7	0	0	0
Ellington Field	R	Air Natl Guard	Genoa	55	532,683	0	0	1	1,023	213	213	121.1	993	235	0
Goodfellow 801 Leased Housing Annex		AF Active	San Angelo	0	0	90	276,810	0	0	0	40	24.4	0	0	0
Goodfellow AFB		AF Active	San Angelo	204	2,418,872	0	0	0	0	1,116	1,119	553.7	1,532	552	0
Hensley Field Air Guard Station		Air Natl Guard	Dallas	0	0	7	62,601	0	0	0	23	11.6	0	0	0
Hondo Municipal Airport		AF Active	Hondo	7	1,968	1	33,800	0	0	0	867	104.5	0	0	0
Kelly Air Force Base		AF Active	San Antonio	215	8,362,905	123	2,451,368	0	0	1,608	1,614	1,939.0	41	39	0
Kelly Field Annex		AF Active	Ackerly	136	2,120,058	0	0	0	0	2,134	2,789	678.5	790	244	0
Lackland AFB	R	AF Active	San Antonio	782	10,284,527	0	0	0	0	2,712	2,719	2,215.0	11,799	4,327	0
Lackland Training Annex		AF Active	San Antonio	299	1,489,841	0	0	0	0	4,017	4,017	370.9	2	0	0
Laughlin AFB	R	AF Active	Del Rio	501	2,601,726	0	0	0	0	4,101	4,524	762.2	970	898	0
Laughlin AFB Aux 1		AF Active	Spofford	7	4,036	0	0	0	0	402	724	20.8	0	0	0
Randolph AFB	R	AF Active	Universal City	540	4,920,942	0	0	0	0	2,893	3,129	1,221.7	3,223	5,523	0
Rattlesnake Electronic Scoring Site		AF Active	Pecos	2	8,973	0	0	0	0	25	25	32.7	0	0	0
Reese AFB		AF Active	Lubbock	118	1,361,871	0	0	0	0	409	925	377.3	0	0	0
Seguin Air Force Auxiliary Field		AF Active	Seguin	5	3,962	0	0	0	0	961	961	60.4	0	0	0
Sheppard AFB	R	AF Active	Wichita Falls	1,137	10,167,967	0	0	0	0	4,640	5,719	2,393.9	3,067	1,307	0
Snyder Electronic Scoring Site		AF Active	Snyder	2	8,973	0	0	0	0	0	10	33.0	0	0	0
<b>** OTHER SITE(S): 36</b>				<b>222</b>	<b>1,193,292</b>	<b>1</b>	<b>200</b>	<b>3</b>	<b>13,954</b>	<b>671</b>	<b>894</b>	<b>268.4</b>	<b>2,011</b>	<b>210</b>	<b>0</b>
<b>Texas Total:</b>				<b>5,401</b>	<b>56,442,613</b>	<b>357</b>	<b>4,579,681</b>	<b>10</b>	<b>47,862</b>	<b>34,204</b>	<b>40,386</b>	<b>14,310.4</b>	<b>31,827</b>	<b>15,044</b>	<b>0</b>

\* Sites having assets that are Federally funded (e.g., owned, lease, licence, permit) and State-owned interest.

\*\* US Locations that do not meet criteria of at least ten (10) Acres AND at least \$10M PRV. US Territories and Non-US Locations that do not meet criteria of at least ten (10) Acres OR at least \$10M PRV.

**DEPARTMENT OF DEFENSE - Air Force**  
**Base Structure Report - As of 30 Sep 2006**

SITE	BRAC 2005	COMPONENT	NAME NEAREST CITY	BUILDINGS						ACRES OWNED	TOTAL ACRES	PRV (\$M)	MIL	CIV	OTHER
				OWNED		LEASED		OTHER							
				COUNT	SQFT	COUNT	SQFT	COUNT	SQFT						
<b>Utah</b>															
Hill AFB	R	AF Active	Clearfield	762	13,418,095	0	0	0	0	6,773	6,999	3,872.0	6,094	10,589	0
Little Mountain Test Annex		AF Active	Ogden	18	120,055	0	0	0	0	731	740	53.3	1	0	0
Salt Lake City IAP		Air Natl Guard	Salt Lake City	50	453,344	0	0	0	0	0	135	130.4	1,397	280	0
Utah Test and Training Range South Ut		AF Active	Wendover	33	27,350	0	0	0	0	555,782	572,753	23.3	0	0	0
UTTR - North		AF Active	Grouse Creek	80	410,811	0	0	0	0	348,767	366,539	171.2	0	0	0
** OTHER SITE(S): 65				24	21,953	0	0	0	0	46	303	8.3	0	5	0
<b>Utah Total:</b>				<b>967</b>	<b>14,451,608</b>	<b>0</b>	<b>0</b>	<b>0</b>	<b>0</b>	<b>912,099</b>	<b>947,469</b>	<b>4,258.6</b>	<b>7,492</b>	<b>10,874</b>	<b>0</b>
<b>Vermont</b>															
Burlington IAP	R	Air Natl Guard	South Burlington	39	398,391	0	0	0	0	0	230	125.5	980	217	0
<b>Vermont Total:</b>				<b>39</b>	<b>398,391</b>	<b>0</b>	<b>0</b>	<b>0</b>	<b>0</b>	<b>0</b>	<b>230</b>	<b>125.5</b>	<b>980</b>	<b>217</b>	<b>0</b>
<b>Virgin Islands</b>															
** OTHER SITE(S): 1				4	16,332	0	0	0	0	9	9	5.0	0	0	0
<b>Virgin Islands Total:</b>				<b>4</b>	<b>16,332</b>	<b>0</b>	<b>0</b>	<b>0</b>	<b>0</b>	<b>9</b>	<b>9</b>	<b>5.0</b>	<b>0</b>	<b>0</b>	<b>0</b>
<b>Virginia</b>															
Byrd Field	R	Air Natl Guard	Sandston	62	289,572	0	0	0	0	0	143	88.9	887	225	0
Camp Pendleton ANG		Air Natl Guard	Virginia Beach	8	85,528	0	0	0	0	0	60	16.5	208	2	0
Langley AFB	R	AF Active	Hampton	446	5,424,041	6	67,307	0	0	3,376	3,645	1,590.9	9,056	2,026	0
Langley Family Housing Annex		AF Active	Poquoson	461	1,945,178	0	0	0	0	284	288	240.3	0	0	0
** OTHER SITE(S): 3				0	0	2	6,037	0	0	0	1,942	1.5	0	0	0
<b>Virginia Total:</b>				<b>977</b>	<b>7,744,319</b>	<b>8</b>	<b>73,344</b>	<b>0</b>	<b>0</b>	<b>3,660</b>	<b>6,078</b>	<b>1,938.1</b>	<b>10,151</b>	<b>2,253</b>	<b>0</b>
<b>Wake Islands</b>															
Wake Island Airfield		AF Active	Wake Island	130	471,954	0	0	0	0	2,600	2,600	580.1	5	0	0
<b>Wake Islands Total:</b>				<b>130</b>	<b>471,954</b>	<b>0</b>	<b>0</b>	<b>0</b>	<b>0</b>	<b>2,600</b>	<b>2,600</b>	<b>580.1</b>	<b>5</b>	<b>0</b>	<b>0</b>
<b>Washington</b>															
Camp Murray ANG Station		Air Natl Guard	Tacoma	24	191,749	0	0	0	0	0	43	41.8	14	0	0
Fairchild AFB	R	AF Active	Airway Heights	1,218	5,946,817	0	0	1	2,888	4,393	5,823	1,925.7	3,689	678	0

\* Sites having assets that are Federally funded (e.g., owned, lease, licence, permit) and State-owned interest.

\*\* US Locations that do not meet criteria of at least ten (10) Acres AND at least \$10M PRV. US Territories and Non-US Locations that do not meet criteria of at least ten (10) Acres OR at least \$10M PRV.

**DEPARTMENT OF DEFENSE - Air Force**  
**Base Structure Report - As of 30 Sep 2006**

SITE	BRAC 2005	COMPONENT	NAME NEAREST CITY	BUILDINGS						ACRES OWNED	TOTAL ACRES	PRV (\$M)	MIL	CIV	OTHER
				OWNED		LEASED		OTHER							
				COUNT	SQFT	COUNT	SQFT	COUNT	SQFT						
Four Lakes Communications Station (ANG)		Air Natl Guard	Cheney	16	68,356	0	0	0	0	0	156	17.9	129	23	0
Grant Training Annex		AF Active	Moses Lake	0	0	1	38,366	0	0	0	30	33.8	0	0	0
McChord AFB	R	AF Active	Tacoma	883	5,623,128	0	0	0	0	4,536	4,639	1,760.7	6,372	754	0
Mukilteo Defense Fuel Support Point		AF Active	Mukilteo	12	24,404	0	0	0	0	21	21	44.4	0	0	0
Paine Field ANG Station		Air Natl Guard	Everett	10	47,708	0	0	0	0	15	15	11.8	136	8	0
Spokane Family Housing Annex		AF Active	Spokane	131	305,972	0	0	1	1,625	80	89	42.4	0	0	0
Spokane International Apt ANG		Air Natl Guard	Spokane	13	101,495	0	0	0	0	0	35	22.9	139	19	0
White Bluff Site No. 1		AF Active	Airway Heights	12	73,043	0	0	0	0	52	52	28.5	0	0	0
<b>** OTHER SITE(S): 16</b>				<b>56</b>	<b>127,818</b>	<b>1</b>	<b>555</b>	<b>0</b>	<b>0</b>	<b>179</b>	<b>495,638</b>	<b>45.7</b>	<b>219</b>	<b>37</b>	<b>0</b>
<b>Washington Total:</b>				<b>2,375</b>	<b>12,510,490</b>	<b>2</b>	<b>38,921</b>	<b>2</b>	<b>4,513</b>	<b>9,276</b>	<b>506,541</b>	<b>3,975.7</b>	<b>10,698</b>	<b>1,519</b>	<b>0</b>
<b>West Virginia</b>															
Ewvra-Shepherdfld		Air Natl Guard	Martinsburg	31	358,935	0	0	0	0	0	342	107.8	1,166	416	0
Yeager Aprt	R	Air Natl Guard	Charleston	30	321,802	0	0	0	0	34	269	88.1	931	175	0
<b>** OTHER SITE(S): 1</b>				<b>1</b>	<b>4,000</b>	<b>0</b>	<b>0</b>	<b>0</b>	<b>0</b>	<b>0</b>	<b>1</b>	<b>0.8</b>	<b>64</b>	<b>0</b>	<b>0</b>
<b>West Virginia Total:</b>				<b>62</b>	<b>684,737</b>	<b>0</b>	<b>0</b>	<b>0</b>	<b>0</b>	<b>34</b>	<b>612</b>	<b>196.8</b>	<b>2,161</b>	<b>591</b>	<b>0</b>
<b>Wisconsin</b>															
Gen B Mitchell	C	AF Reserve	Milwaukee	76	422,072	0	0	0	0	102	103	139.0	1,219	152	0
Gen Mitchell IAP	R	Air Natl Guard	Bay View	23	288,966	0	0	0	0	0	80	100.3	817	207	0
Truax ANG Base	R	Air Natl Guard	Madison	45	724,786	0	0	0	0	35	149	207.2	994	216	0
Volk ANG Base		Air Natl Guard	Camp Douglas	138	578,289	0	0	0	0	0	2,402	256.5	245	26	0
<b>** OTHER SITE(S): 3</b>				<b>5</b>	<b>8,987</b>	<b>0</b>	<b>0</b>	<b>0</b>	<b>0</b>	<b>1</b>	<b>7,896</b>	<b>9.6</b>	<b>0</b>	<b>0</b>	<b>0</b>
<b>Wisconsin Total:</b>				<b>287</b>	<b>2,023,100</b>	<b>0</b>	<b>0</b>	<b>0</b>	<b>0</b>	<b>138</b>	<b>10,630</b>	<b>712.5</b>	<b>3,275</b>	<b>601</b>	<b>0</b>
<b>Wyoming</b>															
Cheyenne MAP	R	Air Natl Guard	Cheyenne	30	357,489	0	0	0	0	0	719	105.2	1,056	198	0
F E Warren AFB		AF Active	Cheyenne	711	4,714,793	0	0	0	0	5,867	5,867	1,127.3	3,175	498	0
<b>** OTHER SITE(S): 81</b>				<b>86</b>	<b>111,609</b>	<b>0</b>	<b>0</b>	<b>0</b>	<b>0</b>	<b>240</b>	<b>15,568</b>	<b>478.2</b>	<b>0</b>	<b>2</b>	<b>0</b>
<b>Wyoming Total:</b>				<b>827</b>	<b>5,183,891</b>	<b>0</b>	<b>0</b>	<b>0</b>	<b>0</b>	<b>6,107</b>	<b>22,154</b>	<b>1,710.8</b>	<b>4,231</b>	<b>698</b>	<b>0</b>

\* Sites having assets that are Federally funded (e.g., owned, lease, licence, permit) and State-owned interest.

\*\* US Locations that do not meet criteria of at least ten (10) Acres AND at least \$10M PRV. US Territories and Non-US Locations that do not meet criteria of at least ten (10) Acres OR at least \$10M PRV.

**DEPARTMENT OF DEFENSE - Air Force**  
**Base Structure Report - As of 30 Sep 2006**

SITE	BRAC 2005	COMPONENT	NAME NEAREST CITY	BUILDINGS						ACRES OWNED	TOTAL ACRES	PRV (\$M)	MIL	CIV	OTHER
				OWNED		LEASED		OTHER							
				COUNT	SQFT	COUNT	SQFT	COUNT	SQFT						
<b>US/US Territories Total:</b>				73,020	551,043,318	1,378	9,529,808	423	3,082,933	5,969,462	9,523,599	187,464.9	419,346	140,995	1,448

\* Sites having assets that are Federally funded (e.g., owned, lease, licence, permit) and State-owned interest.

\*\* US Locations that do not meet criteria of at least ten (10) Acres AND at least \$10M PRV. US Territories and Non-US Locations that do not meet criteria of at least ten (10) Acres OR at least \$10M PRV.

**DEPARTMENT OF DEFENSE - Air Force**  
**Base Structure Report - As of 30 Sep 2006**

SITE	BRAC 2005	COMPONENT	NAME NEAREST CITY	BUILDINGS						ACRES OWNED	TOTAL ACRES	PRV (\$M)	MIL	CIV	OTHER
				OWNED		LEASED		OTHER							
				COUNT	SQFT	COUNT	SQFT	COUNT	SQFT						
<b><u>Antigua</u></b>															
Antigua Air Station		AF Active	Barnes Hill	34	114,298	0	0	0	0	0	164	94.2	2	0	0
<b>Antigua Total:</b>				<b>34</b>	<b>114,298</b>	<b>0</b>	<b>0</b>	<b>0</b>	<b>0</b>	<b>0</b>	<b>164</b>	<b>94.2</b>	<b>2</b>	<b>0</b>	<b>0</b>
<b><u>Aruba</u></b>															
<b>** OTHER SITE(S): 1</b>				1	2,071	1	3,200	0	0	0	0	1.6	3	0	0
<b>Aruba Total:</b>				<b>1</b>	<b>2,071</b>	<b>1</b>	<b>3,200</b>	<b>0</b>	<b>0</b>	<b>0</b>	<b>0</b>	<b>1.6</b>	<b>3</b>	<b>0</b>	<b>0</b>
<b><u>Australia</u></b>															
<b>** OTHER SITE(S): 3</b>				43	35,673	0	0	0	0	0	6	8.9	0	0	0
<b>Australia Total:</b>				<b>43</b>	<b>35,673</b>	<b>0</b>	<b>0</b>	<b>0</b>	<b>0</b>	<b>0</b>	<b>6</b>	<b>8.9</b>	<b>0</b>	<b>0</b>	<b>0</b>
<b><u>Belgium</u></b>															
Florennes Air Base		AF Active	Florennes	9	154,045	0	0	1	8,000	0	39.6	7	0	0	
Kleine Brogel Air Base		AF Active	Kleine-Brogel	10	22,045	0	0	5	18,511	0	11.6	133	0	1	
<b>** OTHER SITE(S): 6</b>				7	5,277	0	0	0	0	0	2	4.3	0	0	0
<b>Belgium Total:</b>				<b>26</b>	<b>181,367</b>	<b>0</b>	<b>0</b>	<b>6</b>	<b>26,511</b>	<b>0</b>	<b>3</b>	<b>55.5</b>	<b>140</b>	<b>0</b>	<b>1</b>
<b><u>Colombia</u></b>															
<b>** OTHER SITE(S): 6</b>				45	37,790	0	0	0	0	0	13	20.1	7	1	0
<b>Colombia Total:</b>				<b>45</b>	<b>37,790</b>	<b>0</b>	<b>0</b>	<b>0</b>	<b>0</b>	<b>0</b>	<b>13</b>	<b>20.1</b>	<b>7</b>	<b>1</b>	<b>0</b>
<b><u>Denmark</u></b>															
Karup Air Base		AF Active	Karup	0	0	0	0	29	72,409	0	108.9	0	0	0	
<b>** OTHER SITE(S): 1</b>				0	0	4	7,425	0	0	0	0.7	0	0	0	
<b>Denmark Total:</b>				<b>0</b>	<b>0</b>	<b>4</b>	<b>7,425</b>	<b>29</b>	<b>72,409</b>	<b>0</b>	<b>0</b>	<b>109.6</b>	<b>0</b>	<b>0</b>	<b>0</b>
<b><u>Ecuador</u></b>															
Manta Airfield		AF Active	Manta	29	218,484	0	0	0	0	0	102	181.9	13	0	0
<b>Ecuador Total:</b>				<b>29</b>	<b>218,484</b>	<b>0</b>	<b>0</b>	<b>0</b>	<b>0</b>	<b>0</b>	<b>102</b>	<b>181.9</b>	<b>13</b>	<b>0</b>	<b>0</b>

\* Sites having assets that are Federally funded (e.g., owned, lease, licence, permit) and State-owned interest.

\*\* US Locations that do not meet criteria of at least ten (10) Acres AND at least \$10M PRV. US Territories and Non-US Locations that do not meet criteria of at least ten (10) Acres OR at least \$10M PRV.



**DEPARTMENT OF DEFENSE - Air Force**  
**Base Structure Report - As of 30 Sep 2006**

SITE	BRAC 2005	COMPONENT	NAME NEAREST CITY	BUILDINGS						ACRES OWNED	TOTAL ACRES	PRV (\$M)	MIL	CIV	OTHER
				OWNED		LEASED		OTHER							
				COUNT	SQFT	COUNT	SQFT	COUNT	SQFT						
<b>Germany</b>															
Bann Communication Station No 2		AF Active	Landstuhl	5	17,999	0	0	1	615	0	51	9.4	3	5	1
Binsfeld Family Housing Annex		AF Active	Binsfeld	0	0	77	182,015	0	0	0	11	20.6	0	0	0
Bitburg Family Housing Annex		AF Active	Bitburg	19	320,386	0	0	65	2,363,465	0	156	431.0	0	0	0
Bitburg Storage Annex No 2		AF Active	Bitburg	11	31,804	0	0	17	415,724	0	27	102.1	0	0	0
Buechel Air Base		AF Active	Buechel	3	5,199	0	0	7	38,502			16.0	137	0	1
Einsiedlerhof Maintenance Anx		AF Active	Einsiedlerhof	2	9,773	0	0	4	105,302	0	14	31.3	0	0	0
Einsiedlerhof Storage Annex		AF Active	Einsiedlerhof	9	95,930	0	0	15	284,108	0	28	76.7	59	24	0
Einsiedlerkoepfe Training Anx		AF Active	Kaiserlautern	3	4,392	0	0	1	9,630	0	311	7.4	0	0	0
Geilenkirchen Air Base		AF Active	Geilenkirchen	8	34,865	1	4,924	12	107,707			37.3	543	26	11
Hochspeyer Ammo Stor Anx		AF Active	Hochspeyer	30	56,384	0	0	5	14,443	0	88	35.9	0	0	0
Husterhoeh Communication Site		AF Active	Pirmasens	2	1,200	0	0	5	16,617	0	185	6.5	0	0	0
Kaiserslautern Fam Hsg Anx No 3		AF Active	Kaiserslautern	0	0	0	0	28	230,421	0	12	33.1	0	0	0
Kaiserslautern Water System Anx		AF Active	Kaiserslautern	1	182	0	0	2	7,448	0	4	10.6	0	0	0
Kapaun Administration Anx		AF Active	Kaiserslautern	21	99,545	0	0	35	508,299	0	114	193.8	137	6	4
Landstuhl Family Housing Annex O3		AF Active	Landstuhl	11	44,606	0	0	28	955,810	0	52	167.4	0	0	0
Landstuhl Maintenance Site		AF Active	Ramstein	34	123,705	0	0	3	8,883	0	25	33.3	0	0	0
Landstuhl Maintenance Site No 2		AF Active	Spesbach	8	32,419	0	0	5	15,142	0	7	17.9	0	0	0
Langerkopf Rad Rel Site		AF Active	Leimen	5	38,394	0	0	4	8,614	0	7	17.0	0	0	0
Oberweis Annex		AF Active	Oberweis	12	9,913	0	0	35	128,304	0	108	49.1	0	0	0
Pruem Air Station		AF Active	Pruem	16	39,221	0	0	4	30,985	0	50	30.1	0	0	0
Ramstein Air Base		AF Active	Landstuhl	330	3,322,852	1	3,875	340	7,612,295	0	3,102	3,378.7	8,711	839	1,654
Ramstein Storage Annex		AF Active	Kaiserslautern	4	177,729	0	0	2	46,518	0	85	75.7	0	0	0
Sembach Admin Annex (Wing HQ)	R	AF Active	Wartenberg	34	553,896	0	0	79	1,937,874	0	279	565.9	534	79	10
Siegenburg Air Range		AF Active	Muehlausen	3	2,730	0	0	5	7,706	0	681	5.4	0	1	8
Spangdahlem		AF Active	Spangdahlem	187	1,381,674	0	0	219	2,549,911	0	1,619	1,760.8	4,350	204	461
Spangdahlem Waste Annex		AF Active	Spangdahlem	2	2,586	0	0	2	4,105	0	3	35.5	0	0	0
Speicher Family Housing Anx		AF Active	Speicher	0	0	102	234,681	0	0	0	12	27.0	0	0	0
Vogelweh Family Housing Annex		AF Active	Kaiserslautern	89	550,005	0	0	116	4,030,573	0	634	830.4	74	13	0
<b>** OTHER SITE(S): 19</b>				21	66,326	2	2,766	14	69,056	0	51	58.7	283	53	88

\* Sites having assets that are Federally funded (e.g., owned, lease, licence, permit) and State-owned interest.

\*\* US Locations that do not meet criteria of at least ten (10) Acres AND at least \$10M PRV. US Territories and Non-US Locations that do not meet criteria of at least ten (10) Acres OR at least \$10M PRV.

**DEPARTMENT OF DEFENSE - Air Force**  
**Base Structure Report - As of 30 Sep 2006**

SITE	BRAC 2005	COMPONENT	NAME NEAREST CITY	BUILDINGS						ACRES OWNED	TOTAL ACRES	PRV (\$M)	MIL	CIV	OTHER
				OWNED		LEASED		OTHER							
				COUNT	SQFT	COUNT	SQFT	COUNT	SQFT						
<b>Germany Total:</b>				<b>870</b>	<b>7,023,715</b>	<b>183</b>	<b>428,261</b>	<b>1,053</b>	<b>21,508,057</b>	<b>0</b>	<b>7,716</b>	<b>8,064.6</b>	<b>14,831</b>	<b>1,250</b>	<b>2,238</b>
<b>Greece</b>															
<b>** OTHER SITE(S): 1</b>				<b>0</b>	<b>0</b>	<b>1</b>	<b>2,454</b>	<b>0</b>	<b>0</b>		<b>0.4</b>	<b>4</b>	<b>0</b>	<b>0</b>	
<b>Greece Total:</b>				<b>0</b>	<b>0</b>	<b>1</b>	<b>2,454</b>	<b>0</b>	<b>0</b>	<b>0</b>	<b>0</b>	<b>0.4</b>	<b>4</b>	<b>0</b>	<b>0</b>
<b>Greenland</b>															
Thule Greenland		AF Active	Thule	242	2,496,203	0	0	0	0	0	233,034	2,436.8	138	2	0
<b>Greenland Total:</b>				<b>242</b>	<b>2,496,203</b>	<b>0</b>	<b>0</b>	<b>0</b>	<b>0</b>	<b>0</b>	<b>233,034</b>	<b>2,436.8</b>	<b>138</b>	<b>2</b>	<b>0</b>
<b>Italy</b>															
Aviano Administration Annex Group HQ		AF Active	Aviano	3	4,630	0	0	5	40,931	0	8	14.8	0	0	0
Aviano Air Base		AF Active	Roveredo In Piano	99	699,197	0	0	80	1,288,307	0	1,207	1,069.2	3,972	208	388
Aviano Ammunition Storage Annex		AF Active	Aviano	3	6,415	0	0	34	95,418	0	47	39.1	0	0	0
Aviano Bachelor Housing Annex No 2		AF Active	Aviano	6	217,020	0	0	9	82,750	0	13	89.0	0	0	0
Aviano Bachelor Housing Annex Number 1		AF Active	Aviano	17	174,142	2	46,140	6	314,232	0	39	164.0	0	0	0
Aviano Family Housing Annex No 5		AF Active	Aviano	0	0	159	331,660	0	0			41.5	0	0	0
Aviano Maintenance Annex		AF Active	Aviano	6	4,785	0	0	8	110,820	0	8	28.3	0	0	0
Aviano Storage Annex		AF Active	Roveredo In Piano	0	0	4	143,931	0	0	0	6	22.3	0	0	0
Fontanafredda Family Housing Site		AF Active	Pordenone	0	0	55	294,220	0	0	0	1	34.5	0	0	0
Ghedi Radio Relay Site		AF Active	Ghedi	12	29,684	0	0	1	5,950	0	1	10.1	134	0	2
Maniago Family Housing Site		AF Active	Maniago	0	0	19	168,008	0	0	0	1	19.7	0	0	0
Pordenone Family Housing Site		AF Active	Pordenone	0	0	12	141,646	0	0	0	1	16.6	0	0	0
Roveredo Storage Annex		AF Active	Roveredo	0	0	17	162,201	0	0	0	3	19.1	0	0	0
San Vito Dei Normanni Air Station		AF Active	Brindisi	2	3,980	0	0	0	0	0	25	3.1	0	0	0
Sedrano Family Housing Site		AF Active	Cordenons	0	0	10	88,816	0	0	0	1	10.4	0	0	0
Vigonovo Storage Annex		AF Active	Vigonovo	0	0	3	80,776	0	0	0	5	19.5	0	0	0
<b>** OTHER SITE(S): 17</b>				<b>20</b>	<b>29,468</b>	<b>27</b>	<b>199,152</b>	<b>4</b>	<b>11,590</b>	<b>0</b>	<b>29</b>	<b>46.8</b>	<b>0</b>	<b>0</b>	<b>0</b>
<b>Italy Total:</b>				<b>168</b>	<b>1,169,321</b>	<b>308</b>	<b>1,656,550</b>	<b>147</b>	<b>1,949,998</b>	<b>0</b>	<b>1,395</b>	<b>1,648.0</b>	<b>4,106</b>	<b>208</b>	<b>390</b>

\* Sites having assets that are Federally funded (e.g., owned, lease, licence, permit) and State-owned interest.

\*\* US Locations that do not meet criteria of at least ten (10) Acres AND at least \$10M PRV. US Territories and Non-US Locations that do not meet criteria of at least ten (10) Acres OR at least \$10M PRV.

## DEPARTMENT OF DEFENSE - Air Force

### Base Structure Report - As of 30 Sep 2006

SITE	BRAC 2005	COMPONENT	NAME NEAREST CITY	BUILDINGS						ACRES OWNED	TOTAL ACRES	PRV (\$M)	MIL	CIV	OTHER
				OWNED		LEASED		OTHER							
				COUNT	SQFT	COUNT	SQFT	COUNT	SQFT						
<b>Japan</b>															
Camp Courtney Family Housing Annex		AF Active	Gushikawa	0	0	0	0	80	1,127,609	65	65	152.3	0	0	0
Camp Kuwae Family Housing Annex		AF Active	Jagaru	0	0	0	0	158	577,533	70	70	83.8	0	0	0
Camp Mctureous Family Housing Annex		AF Active	Gushikawa	0	0	0	0	81	680,244	64	64	96.2	0	0	0
Camp Shields Family Housing Annex		AF Active	Camp Shields-Okinawa	0	0	0	0	95	489,820	0	91	99.9	0	0	0
Camp Zukeran Family Housing Anx		AF Active	Camp Zukeran	0	0	0	0	1,216	3,246,550	453	453	534.2	0	0	0
Chitose Administration Annex		AF Active	Chitose	14	63,941	0	0	0	0	0	1,067	29.9	0	0	0
Draughon Training Range		AF Active	Misawa City	5	5,047	0	0	7	12,878	0	1,889	13.8	0	0	0
Idesuna Jima Air Range		AF Active	Nara							0	61	0.0	0	0	0
Itazuke Auxiliary Airfield		AF Active	Fukuoka	0	0	0	0	1	100,456	0	6	42.5	0	0	0
Kadena Air Base		AF Active	Koza	1,452	5,303,387	0	0	710	7,261,942	0	4,915	4,385.6	7,259	553	1,950
Kadena Ammo Storage Annex		AF Active	Kadena Village	361	1,782,199	0	0	84	586,749	0	6,078	839.1	0	0	0
Makiminato Service Annex		AF Active	Urazoe, Okinawa	0	0	0	0	46	2,283,148	135	135	310.3	0	0	0
Misawa Air Base		AF Active	Misawa	240	1,290,998	0	0	582	7,816,414	0	3,865	3,840.7	3,432	161	814
Momote Annex		AF Active	Wakko	0	0	0	0	3	2,976	0	30	2.8	0	0	0
Okuma Recreation Anx		AF Active	Okuma Okinawa	44	65,964	0	0	2	14,068	0	135	42.6	16	0	26
Owada Communications Station		AF Active	Owada	0	0	0	0	1	21,152	0	328	16.1	0	0	0
Senaha Communication Station		AF Active	Kadena	3	16,111	0	0	0	0	0	151	10.3	0	0	0
Tama Service Annex		AF Active	Tana	21	14,309	0	0	39	103,178	0	483	62.1	0	0	0
Tokorozawa Transmitter Site		AF Active	Tokorozawa	7	58,633	0	0	0	0	0	320	92.4	0	0	0
Tori Shima Air Range		AF Active	Nara							0	10	0.0	0	0	0
Yokota AB		AF Active	Fussa	144	607,119	0	0	627	9,436,436	0	1,750	3,242.5	3,166	251	1,293
<b>** OTHER SITE(S): 23</b>				11	10,587	0	0	33	82,288	13	32	40.0	35	0	7
<b>Japan Total:</b>				<b>2,302</b>	<b>9,218,295</b>	<b>0</b>	<b>0</b>	<b>3,765</b>	<b>33,843,441</b>	<b>800</b>	<b>21,998</b>	<b>13,937.1</b>	<b>13,908</b>	<b>965</b>	<b>4,090</b>
<b>Netherlands</b>															
<b>** OTHER SITE(S): 3</b>				3	3,562	2	13,005	0	0			4.7	135	0	1
<b>Netherlands Total:</b>				<b>3</b>	<b>3,562</b>	<b>2</b>	<b>13,005</b>	<b>0</b>	<b>0</b>	<b>0</b>	<b>0</b>	<b>4.7</b>	<b>135</b>	<b>0</b>	<b>1</b>

\* Sites having assets that are Federally funded (e.g., owned, lease, licence, permit) and State-owned interest.

\*\* US Locations that do not meet criteria of at least ten (10) Acres AND at least \$10M PRV. US Territories and Non-US Locations that do not meet criteria of at least ten (10) Acres OR at least \$10M PRV.

## DEPARTMENT OF DEFENSE - Air Force

### Base Structure Report - As of 30 Sep 2006

SITE	BRAC 2005	COMPONENT	NAME NEAREST CITY	BUILDINGS						ACRES OWNED	TOTAL ACRES	PRV (\$M)	MIL	CIV	OTHER
				OWNED		LEASED		OTHER							
				COUNT	SQFT	COUNT	SQFT	COUNT	SQFT						
<b><u>Netherlands Antilles</u></b>															
Curaco Airfield		AF Active	Curaco	12	86,218	0	0	0	0	0	42	46.1	10	0	0
<b>Netherlands Antilles Total:</b>				<b>12</b>	<b>86,218</b>	<b>0</b>	<b>0</b>	<b>0</b>	<b>0</b>	<b>0</b>	<b>42</b>	<b>46.1</b>	<b>10</b>	<b>0</b>	<b>0</b>
<b><u>Norway</u></b>															
** OTHER SITE(S): 3				1	4,550	2	4,156	2	21,836			6.8	3	0	0
<b>Norway Total:</b>				<b>1</b>	<b>4,550</b>	<b>2</b>	<b>4,156</b>	<b>2</b>	<b>21,836</b>	<b>0</b>	<b>0</b>	<b>6.8</b>	<b>3</b>	<b>0</b>	<b>0</b>
<b><u>Oman</u></b>															
Masirah Island MPT		AF Active	Sur Masirah							0	3,000	0.0	0	0	0
Seeb MPT		AF Active	Sib	10	32,828	0	0	0	0	0	3,000	70.1	0	0	0
Thumrait MPT		AF Active	Salalah							0	3,000	0.0	1	0	0
<b>Oman Total:</b>				<b>10</b>	<b>32,828</b>	<b>0</b>	<b>0</b>	<b>0</b>	<b>0</b>	<b>0</b>	<b>9,000</b>	<b>70.1</b>	<b>1</b>	<b>0</b>	<b>0</b>
<b><u>Portugal</u></b>															
Agualva Munitions Storage Annex		AF Active	Lajes Field	20	17,185	0	0	0	0	0	68	6.8	0	0	0
Caldeira Ammunition Storage Area		AF Active	Lajes Field	2	6,295	0	0	0	0	0	29	2.9	0	0	0
Cinco Picos Globecom Annex		AF Active	Praia da Victoria	3	25,963	0	0	0	0	0	159	8.6	0	0	0
Covadascinzas Petroleum Products Stg Anx		AF Active	Praia da Victoria							0	41	55.6	0	0	0
Lajes Field		AF Active	Lajes Field	369	2,732,094	0	0	1	88	0	973	932.5	805	91	618
Lajes Water System Annex		AF Active	Lajes Field	4	1,270	0	0	0	0	0	1	11.7	0	0	0
Praia Da Victoria Dock Annex		AF Active	Praia da Victoria	10	18,608	0	0	0	0	0	4	19.6	0	0	0
Praia Da Victoria Fuel Storage Annex		AF Active	Praia da Victoria	9	4,916	0	0	0	0	0	53	120.3	0	0	0
Villa Nova Globecom Annex		AF Active	Villa Nova	1	13,533	0	0	0	0	0	99	4.2	0	0	0
** OTHER SITE(S): 11				12	4,552	0	0	0	0	0	18	2.7	0	0	0
<b>Portugal Total:</b>				<b>430</b>	<b>2,824,416</b>	<b>0</b>	<b>0</b>	<b>1</b>	<b>88</b>	<b>0</b>	<b>1,445</b>	<b>1,165.0</b>	<b>805</b>	<b>91</b>	<b>618</b>
<b><u>Qatar</u></b>															
Al Udeid Air Base		AF Active	Doha	104	620,347	0	0	1	1,500	0	13,534	384.7	158	1	0
<b>Qatar Total:</b>				<b>104</b>	<b>620,347</b>	<b>0</b>	<b>0</b>	<b>1</b>	<b>1,500</b>	<b>0</b>	<b>13,534</b>	<b>384.7</b>	<b>158</b>	<b>1</b>	<b>0</b>

\* Sites having assets that are Federally funded (e.g., owned, lease, licence, permit) and State-owned interest.

\*\* US Locations that do not meet criteria of at least ten (10) Acres AND at least \$10M PRV. US Territories and Non-US Locations that do not meet criteria of at least ten (10) Acres OR at least \$10M PRV.

**DEPARTMENT OF DEFENSE - Air Force**  
**Base Structure Report - As of 30 Sep 2006**

SITE	BRAC 2005	COMPONENT	NAME NEAREST CITY	BUILDINGS						ACRES OWNED	TOTAL ACRES	PRV (\$M)	MIL	CIV	OTHER
				OWNED		LEASED		OTHER							
				COUNT	SQFT	COUNT	SQFT	COUNT	SQFT						
<b>Saint Helena</b>															
Ascension Auxiliary Airfield		AF Active	Ascension Island	115	370,985	0	0	0	0	0	3,856	347.9	3	0	0
<b>Saint Helena Total:</b>				<b>115</b>	<b>370,985</b>	<b>0</b>	<b>0</b>	<b>0</b>	<b>0</b>	<b>0</b>	<b>3,856</b>	<b>347.9</b>	<b>3</b>	<b>0</b>	<b>0</b>
<b>Singapore</b>															
Sembawang Housing		AF Active	Sembawang	1	11,000	0	0	121	419,540			73.7	0	0	0
<b>Singapore Total:</b>				<b>1</b>	<b>11,000</b>	<b>0</b>	<b>0</b>	<b>121</b>	<b>419,540</b>	<b>0</b>	<b>0</b>	<b>73.7</b>	<b>0</b>	<b>0</b>	<b>0</b>
<b>South Korea</b>															
Camp Humphreys Communications Site		AF Active	Pyong Taek	0	0	0	0	21	177,456	19	19	40.7	0	0	0
Camp Red Cloud Communications Site		AF Active	Euijeongbu	0	0	0	0	15	85,409	4	4	19.7	0	0	0
Kimhae Storage Annex		AF Active	Kimhae	36	344,348	0	0	1	51,333	0	86	60.9	0	0	0
Koon Ni Air Range		AF Active	Koon Ni	20	28,405	0	0	0	0	0	5,882	9.9	0	0	0
Kunsan Air Base		AF Active	Kunsan	410	2,818,110	0	0	22	297,805	0	2,557	1,423.9	2,755	38	586
Kwang-Ju Air Base		AF Active	Kwangju	96	615,865	0	0	2	24,207	0	313	244.0	480	0	17
Osan		AF Active	Song Tan	458	5,234,865	6	272,559	48	854,945	0	1,788	2,241.1	5,268	170	1,219
Osan Ni Ammunition Storage Annex		AF Active	Osan	20	74,115	0	0	0	0	0	603	30.4	0	0	0
Pil-Sung Air Range		AF Active	Sangori-Ni	9	19,910	0	0	2	24,676	0	27	12.2	0	0	0
Suwon Air Base		AF Active	Suwon	42	135,585	0	0	58	586,273	0	235	296.0	25	9	57
Taegu Air Base		AF Active	Taegu	143	756,378	0	0	0	0	0	763	299.1	58	3	5
Wonju Air Station		AF Active	Wonju	13	7,715	0	0	5	10,491	0	93	26.9	11	0	0
<b>** OTHER SITE(S): 7</b>				<b>5</b>	<b>22,255</b>	<b>0</b>	<b>0</b>	<b>19</b>	<b>74,085</b>	<b>1</b>	<b>9</b>	<b>16.3</b>	<b>27</b>	<b>1</b>	<b>10</b>
<b>South Korea Total:</b>				<b>1,252</b>	<b>10,057,551</b>	<b>6</b>	<b>272,559</b>	<b>193</b>	<b>2,186,680</b>	<b>24</b>	<b>12,379</b>	<b>4,721.2</b>	<b>8,624</b>	<b>221</b>	<b>1,894</b>
<b>Spain</b>															
Moron AB		AF Active	Moron de la Frontera	152	806,141	0	0	1	12,726	0	2,811	538.9	143	9	11
<b>** OTHER SITE(S): 1</b>				<b>0</b>	<b>0</b>	<b>1</b>	<b>1,296</b>	<b>0</b>	<b>0</b>			<b>0.2</b>	<b>0</b>	<b>0</b>	<b>0</b>
<b>Spain Total:</b>				<b>152</b>	<b>806,141</b>	<b>1</b>	<b>1,296</b>	<b>1</b>	<b>12,726</b>	<b>0</b>	<b>2,811</b>	<b>539.1</b>	<b>143</b>	<b>9</b>	<b>11</b>
<b>Turkey</b>															
Ankara Administration Office		AF Active	Ankara	20	144,609	0	0	0	0	0	24	29.1	38	1	3
Batman Air Base		AF Active	Batman	0	0	0	0	13	28,176			20.3	0	0	0

\* Sites having assets that are Federally funded (e.g., owned, lease, licence, permit) and State-owned interest.

\*\* US Locations that do not meet criteria of at least ten (10) Acres AND at least \$10M PRV. US Territories and Non-US Locations that do not meet criteria of at least ten (10) Acres OR at least \$10M PRV.

**DEPARTMENT OF DEFENSE - Air Force**  
**Base Structure Report - As of 30 Sep 2006**

SITE	BRAC 2005	COMPONENT	NAME NEAREST CITY	BUILDINGS						ACRES OWNED	TOTAL ACRES	PRV (\$M)	MIL	CIV	OTHER
				OWNED		LEASED		OTHER							
				COUNT	SQFT	COUNT	SQFT	COUNT	SQFT						
Cigli Air Base		AF Active	Izmir	3	9,027	0	0	16	139,100		23.0	0	0	0	
Incirlik AB		AF Active	Incirlik	639	3,630,428	0	0	68	210,761	0	3,337	1,236.1	1,444	121	142
Izmir Air Station		AF Active	Izmir	4	7,741	5	64,633	0	0	0	1	11.5	152	10	48
Izmir Storage Annex No 2		AF Active	Izmir	15	8,066	13	122,574	0	0	0	16	29.3	0	0	0
Mus Air Base		AF Active	Mus	11	22,011	0	0	1	3,228		14.9	0	0	0	0
Yumurtalik Petroleum Prod Storage Annex		AF Active	Yumurzalik	5	7,623	0	0	0	0	0	142	34.3	1	0	2
<b>** OTHER SITE(S): 11</b>				9	96,620	5	35,394	2	32,280	0	1	23.1	0	0	0
<b>Turkey Total:</b>				<b>706</b>	<b>3,926,125</b>	<b>23</b>	<b>222,601</b>	<b>100</b>	<b>413,545</b>	<b>0</b>	<b>3,521</b>	<b>1,421.5</b>	<b>1,635</b>	<b>132</b>	<b>195</b>
<b>United Arab Emirates</b>															
Al Dhafra AB		AF Active	Abu Dhabi							0	11,370	30.5	37	3	0
<b>United Arab Emirates Total:</b>				<b>0</b>	<b>0</b>	<b>0</b>	<b>0</b>	<b>0</b>	<b>0</b>	<b>0</b>	<b>11,370</b>	<b>30.5</b>	<b>37</b>	<b>3</b>	<b>0</b>
<b>United Kingdom</b>															
Beck Row Fhg		AF Active	Yildenhall	0	0	112	144,751	0	0	0	10	17.0	0	0	0
Eriswell Family Housing Annex		AF Active	Eriswell	0	0	143	719,151	1	4,032	0	62	87.1	0	0	0
Lynn Wood Family Housing		AF Active	Thetford	0	0	98	205,804	0	0	0	22	24.8	0	0	0
Newmarket Fam Hsg Anx No 3		AF Active	New Market	0	0	140	399,140	0	0	0	35	48.9	0	0	0
RAF Alconbury		AF Active	Alconbury	186	1,104,109	0	0	16	183,890	0	203	327.5	172	46	0
RAF Barford St John Transmitter Annex		AF Active	Barford	3	30,501	0	0	1	2,100	0	476	22.0	0	0	0
RAF Bicester		AF Active	Bicester	255	224,320	0	0	80	97,754	0	35	43.8	0	0	0
RAF Chelveston Fam Hsg Anx		AF Active	Rushden	22	79,272	0	0	0	0	0	17	13.5	0	0	0
RAF Croughton		AF Active	Croughton	127	679,354	0	0	19	160,060	0	694	268.1	300	34	0
RAF Ely Family Housing Annex		AF Active	Ely	0	0	0	0	66	164,182	0	5	48.2	0	0	0
RAF Fairford		AF Active	Fairford	90	419,147	0	0	103	689,425	0	1,170	581.1	241	23	0
RAF Feltwell		AF Active	Feltwell	17	249,146	0	0	178	928,522	0	332	254.8	52	2	1
RAF Lakenheath		AF Active	Lakenheath	401	3,025,441	0	0	217	1,199,712	0	2,006	1,818.1	4,861	254	0
RAF Mildenhall		AF Active	Mildenhall	310	1,801,135	0	0	158	1,340,823	0	1,123	1,149.3	3,736	214	4
RAF Mildenhall Ammo Stor Anx		AF Active	Mildenhall	19	19,701	0	0	0	0	0	36	5.9	0	0	0
RAF Molesworth		AF Active	Thrapston	33	176,726	0	0	30	350,819	0	659	180.4	307	2	0
RAF Molesworth Storage Anx No 12		AF Active	Molesworth	2	30,988	0	0	0	0	0	37	9.3	154	121	0

\* Sites having assets that are Federally funded (e.g., owned, lease, licence, permit) and State-owned interest.

\*\* US Locations that do not meet criteria of at least ten (10) Acres AND at least \$10M PRV. US Territories and Non-US Locations that do not meet criteria of at least ten (10) Acres OR at least \$10M PRV.

**DEPARTMENT OF DEFENSE - Air Force**  
**Base Structure Report - As of 30 Sep 2006**

SITE	BRAC 2005	COMPONENT	NAME NEAREST CITY	BUILDINGS						ACRES OWNED	TOTAL ACRES	PRV (\$M)	MIL	CIV	OTHER
				OWNED		LEASED		OTHER							
				COUNT	SQFT	COUNT	SQFT	COUNT	SQFT						
RAF Shepherds Grove Family Housing Annex		AF Active	Stanton	34	64,338	0	0	1	7,718	0	18	13.7	0	0	0
RAF Upwood		AF Active	Upwood	3	54,203	0	0	40	47,071	0	22	26.7	43	1	0
RAF Welford Ammo Stor Area		AF Active	Newbury Berkshire	77	231,487	0	0	209	536,429	0	806	298.5	0	0	0
<b>** OTHER SITE(S): 26</b>				27	67,436	105	146,297	82	129,311	0	48	61.1	7	1	0
<b>United Kingdom Total:</b>				<b>1,606</b>	<b>8,257,304</b>	<b>598</b>	<b>1,615,143</b>	<b>1,201</b>	<b>5,841,848</b>	<b>0</b>	<b>7,816</b>	<b>5,299.6</b>	<b>9,873</b>	<b>698</b>	<b>5</b>
<b>Overseas Total:</b>				<b>8,152</b>	<b>47,498,244</b>	<b>1,129</b>	<b>4,226,650</b>	<b>6,620</b>	<b>66,298,179</b>	<b>824</b>	<b>330,205</b>	<b>40,669.6</b>	<b>54,579</b>	<b>3,581</b>	<b>9,443</b>
<b>Worldwide Totals By Reporting Component:</b>				<b>81,172</b>	<b>598,541,562</b>	<b>2,507</b>	<b>13,756,458</b>	<b>7,043</b>	<b>69,381,112</b>	<b>5,970,286</b>	<b>9,853,804</b>	<b>228,134.5</b>	<b>473,925</b>	<b>144,576</b>	<b>10,891</b>

\* Sites having assets that are Federally funded (e.g., owned, lease, licence, permit) and State-owned interest.

\*\* US Locations that do not meet criteria of at least ten (10) Acres AND at least \$10M PRV. US Territories and Non-US Locations that do not meet criteria of at least ten (10) Acres OR at least \$10M PRV.

## DEPARTMENT OF DEFENSE - Marine Corps

### Base Structure Report - As of 30 Sep 2006

SITE	BRAC 2005	COMPONENT	NAME NEAREST CITY	BUILDINGS						ACRES OWNED	TOTAL ACRES	PRV (\$M)	MIL	CIV	OTHER
				OWNED		LEASED		OTHER							
				COUNT	SQFT	COUNT	SQFT	COUNT	SQFT						
<b>Alabama</b>															
** OTHER SITE(S): 2				9	45,549	1	200	0	0	14	16	8.4	344	0	0
<b>Alabama Total:</b>				<b>9</b>	<b>45,549</b>	<b>1</b>	<b>200</b>	<b>0</b>	<b>0</b>	<b>14</b>	<b>16</b>	<b>8.4</b>	<b>344</b>	<b>0</b>	<b>0</b>
<b>Arizona</b>															
Housing		Marine Active	Yuma	0	0	0	0	98	419,626	145	145	63.0	0	0	0
Hsg-Off Base FY 81		Marine Active	Yuma	0	0	0	0	54	182,716	23	23	63.8	0	0	0
MCAS Yuma	R	Marine Active	Yuma	306	2,758,714	0	0	7	7,423	7,017	8,492	1,171.7	3,497	424	0
** OTHER SITE(S): 8				66	193,863	0	0	194	601,191	691,759	691,759	192.4	0	0	0
<b>Arizona Total:</b>				<b>372</b>	<b>2,952,577</b>	<b>0</b>	<b>0</b>	<b>353</b>	<b>1,210,956</b>	<b>698,944</b>	<b>700,419</b>	<b>1,490.9</b>	<b>3,497</b>	<b>424</b>	<b>0</b>
<b>California</b>															
Choc Mt Arial Gnry Rng		Marine Active	Niland	5	41,028	0	0	0	0	459,506	459,506	18.2	0	0	0
LIFOC		Marine Active	Irvine	226	2,585,327	0	0	0	0	940	940	711.2	0	0	0
MCAGCC Twentynine Palms		Marine Active	Twentynine Palms	494	4,886,271	0	0	47	88,313	605,269	605,491	2,455.0	9,539	821	0
MCAS Camp Pendleton	R	Marine Active	Camp Pendleton	74	902,960	0	0	0	0	411	411	409.8	5,219	61	0
MCAS Miramar	R	Marine Active	San Diego	471	5,660,282	0	0	4	11,579	22,638	22,941	3,045.1	11,349	426	0
MCAS Tustin		Marine Active	Tustin	100	1,264,307	0	0	0	0	304	304	526.7	0	0	0
MCB Camp Pendleton	R	Marine Active	Camp Pendleton	15	591,633	0	0	2	12,000	126,749	126,749	197.8	33,189	7,530	641
MCRD San Diego		Marine Active	San Diego	133	2,571,724	0	0	0	0	433	433	657.8	1,792	305	61
MWTC Bridgeport		Marine Active	Bridgeport	45	298,137	0	0	0	0	0	60,513	101.3	181	29	9
Nebo Area	R	Marine Active	Barstow	293	2,636,747	0	0	1	420	1,286	1,286	609.1	0	0	0
Vista Del Sol		Marine Active	Twentynine Palms	0	0	241	806,975	0	0	0	111	92.7	0	0	0
Yermo Area		Marine Active	Barstow	90	1,908,351	0	0	3	4,744	1,681	1,681	623.8	113	429	125
** OTHER SITE(S): 47				2,721	19,706,131	0	0	2,130	8,668,351	2,598	2,625	6,768.8	826	0	0
<b>California Total:</b>				<b>4,667</b>	<b>43,052,898</b>	<b>241</b>	<b>806,975</b>	<b>2,187</b>	<b>8,785,407</b>	<b>1,221,814</b>	<b>1,282,991</b>	<b>16,217.2</b>	<b>62,208</b>	<b>9,601</b>	<b>836</b>
<b>District of Columbia</b>															
Marine Barracks		Marine Active	Washington, DC	10	277,477	0	0	0	0	12	12	93.5	934	58	0
<b>District of Columbia Total:</b>				<b>10</b>	<b>277,477</b>	<b>0</b>	<b>0</b>	<b>0</b>	<b>0</b>	<b>12</b>	<b>12</b>	<b>93.5</b>	<b>934</b>	<b>58</b>	<b>0</b>

\* Sites having assets that are Federally funded (e.g., owned, lease, licence, permit) and State-owned interest.

\*\* US Locations that do not meet criteria of at least ten (10) Acres AND at least \$10M PRV. US Territories and Non-US Locations that do not meet criteria of at least ten (10) Acres OR at least \$10M PRV.



## DEPARTMENT OF DEFENSE - Marine Corps

### Base Structure Report - As of 30 Sep 2006

SITE	BRAC 2005	COMPONENT	NAME NEAREST CITY	BUILDINGS						ACRES OWNED	TOTAL ACRES	PRV (\$M)	MIL	CIV	OTHER
				OWNED		LEASED		OTHER							
				COUNT	SQFT	COUNT	SQFT	COUNT	SQFT						
<b>Florida</b>															
Blount Island Jax Fl		Marine Active	Jacksonville	29	693,834	0	0	0	0	1,236	1,390	200.4	90	105	0
** OTHER SITE(S): 2				6	31,027	0	0	0	0	111	130	9.0	159	0	0
<b>Florida Total:</b>				<b>35</b>	<b>724,861</b>	<b>0</b>	<b>0</b>	<b>0</b>	<b>0</b>	<b>1,346</b>	<b>1,520</b>	<b>209.4</b>	<b>249</b>	<b>105</b>	<b>0</b>
<b>Georgia</b>															
Housing Area No 1		Marine Active	Albany	189	367,120	0	0	0	0	78	78	28.8	0	0	0
MCLB Albany	R	Marine Active	Albany	351	6,412,211	0	0	0	0	3,619	3,619	930.5	619	3,061	1,112
** OTHER SITE(S): 5				9	73,568	1	1,219	0	0	5,183	5,460	13.1	298	0	0
<b>Georgia Total:</b>				<b>549</b>	<b>6,852,899</b>	<b>1</b>	<b>1,219</b>	<b>0</b>	<b>0</b>	<b>8,880</b>	<b>9,157</b>	<b>972.4</b>	<b>917</b>	<b>3,061</b>	<b>1,112</b>
<b>Hawaii</b>															
Housing		Marine Active	Kaneohe	656	1,796,340	0	0	54	417,060	123	123	439.0	0	0	0
Kaneohe Bay MCB		Marine Active	Kaneohe	540	4,696,188	0	0	0	0	2,828	2,832	2,281.8	5,887	634	0
MCB Camp Smith		Marine Active	Honolulu	61	952,442	0	0	0	0	221	221	372.0	1,303	137	23
Pearl City Annex		Marine Active	Pearl City	6	254,960	0	0	0	0	27	27	44.0	0	0	0
Puuloa-Oahu		Marine Active	Ewa Beach	21	58,437	0	0	0	0	140	140	27.4	0	0	0
** OTHER SITE(S): 5				683	2,216,163	0	0	0	0	1,335	1,338	378.3	0	0	0
<b>Hawaii Total:</b>				<b>1,967</b>	<b>9,974,530</b>	<b>0</b>	<b>0</b>	<b>54</b>	<b>417,060</b>	<b>4,673</b>	<b>4,680</b>	<b>3,542.6</b>	<b>7,190</b>	<b>771</b>	<b>23</b>
<b>Illinois</b>															
** OTHER SITE(S): 1				1	28,438	0	0	0	0	0	4	8.1	263	0	0
<b>Illinois Total:</b>				<b>1</b>	<b>28,438</b>	<b>0</b>	<b>0</b>	<b>0</b>	<b>0</b>	<b>0</b>	<b>4</b>	<b>8.1</b>	<b>263</b>	<b>0</b>	<b>0</b>
<b>Indiana</b>															
** OTHER SITE(S): 1				1	19,198	0	0	0	0	0	4	3.5	145	0	0
<b>Indiana Total:</b>				<b>1</b>	<b>19,198</b>	<b>0</b>	<b>0</b>	<b>0</b>	<b>0</b>	<b>0</b>	<b>4</b>	<b>3.5</b>	<b>145</b>	<b>0</b>	<b>0</b>
<b>Louisiana</b>															
** OTHER SITE(S): 2				1	37,349	0	0	0	0	7	15	7.3	62	0	0

\* Sites having assets that are Federally funded (e.g., owned, lease, licence, permit) and State-owned interest.

\*\* US Locations that do not meet criteria of at least ten (10) Acres AND at least \$10M PRV. US Territories and Non-US Locations that do not meet criteria of at least ten (10) Acres OR at least \$10M PRV.

## DEPARTMENT OF DEFENSE - Marine Corps

### Base Structure Report - As of 30 Sep 2006

SITE	BRAC 2005	COMPONENT	NAME NEAREST CITY	BUILDINGS						ACRES OWNED	TOTAL ACRES	PRV (\$M)	MIL	CIV	OTHER
				OWNED		LEASED		OTHER							
				COUNT	SQFT	COUNT	SQFT	COUNT	SQFT						
			<b>Louisiana Total:</b>	<b>1</b>	<b>37,349</b>	<b>0</b>	<b>0</b>	<b>0</b>	<b>0</b>	<b>7</b>	<b>15</b>	<b>7.3</b>	<b>62</b>	<b>0</b>	<b>0</b>
<b><u>Maryland</u></b>															
** OTHER SITE(S): 1				3	45,082	0	0	0	0	9	9	9.8	253	0	0
			<b>Maryland Total:</b>	<b>3</b>	<b>45,082</b>	<b>0</b>	<b>0</b>	<b>0</b>	<b>0</b>	<b>9</b>	<b>9</b>	<b>9.8</b>	<b>253</b>	<b>0</b>	<b>0</b>
<b><u>Massachusetts</u></b>															
Chicopee Hsng		Marine Reserve	Chicopee	153	594,798	0	0	0	0	84	84	72.0	601	0	0
Westover MCRC		Marine Reserve	Chicopee	1	51,247	0	0	0	0	12	12	12.0	0	0	0
			<b>Massachusetts Total:</b>	<b>154</b>	<b>646,045</b>	<b>0</b>	<b>0</b>	<b>0</b>	<b>0</b>	<b>95</b>	<b>95</b>	<b>84.0</b>	<b>601</b>	<b>0</b>	<b>0</b>
<b><u>Michigan</u></b>															
** OTHER SITE(S): 2				1	7,000	0	0	1	6,720	0	5	2.2	536	0	0
			<b>Michigan Total:</b>	<b>1</b>	<b>7,000</b>	<b>0</b>	<b>0</b>	<b>1</b>	<b>6,720</b>	<b>0</b>	<b>5</b>	<b>2.2</b>	<b>536</b>	<b>0</b>	<b>0</b>
<b><u>Missouri</u></b>															
PPV Housing		Marine Reserve	Belton	0	0	0	0	234	611,104	0	47	57.3	0	0	0
Richards Gebaur Ars		Marine Reserve	Kansas City	29	350,473	1	20,402	0	0	66	100	83.9	0	0	0
** OTHER SITE(S): 1				5	3,777	0	0	0	0	34	35	6.2	1,268	192	0
			<b>Missouri Total:</b>	<b>34</b>	<b>354,250</b>	<b>1</b>	<b>20,402</b>	<b>234</b>	<b>611,104</b>	<b>101</b>	<b>182</b>	<b>147.4</b>	<b>1,268</b>	<b>192</b>	<b>0</b>
<b><u>New York</u></b>															
MCRC Brooklyn		Marine Reserve	New York City	3	121,614	0	0	0	0	72	72	47.5	0	0	0
MCRC Syracuse		Marine Reserve	Syracuse	6	28,244	0	0	0	0	263	264	13.5	147	0	0
** OTHER SITE(S): 3				14	251,507	0	0	219	349,647	7	7	130.4	1,847	41	0
			<b>New York Total:</b>	<b>23</b>	<b>401,365</b>	<b>0</b>	<b>0</b>	<b>219</b>	<b>349,647</b>	<b>342</b>	<b>343</b>	<b>191.4</b>	<b>1,994</b>	<b>41</b>	<b>0</b>
<b><u>North Carolina</u></b>															
ALF Bogue		Marine Active	Bogue	25	48,437	0	0	0	0	837	837	29.7	0	0	0
Camp Lejeune	R	Marine Active	Camp Lejeune	10	519,426	1	8,000	0	0	82,674	114,801	149.6	37,594	4,990	439
Cherry Point	R	Marine Active	Cherry Point	445	6,086,460	0	0	0	0	12,161	12,197	1,927.6	7,731	4,812	0
Greater Sandy Run Area		Marine Active	Camp Lejeune	21	27,124	0	0	0	0	40,126	40,564	28.9	0	0	0

\* Sites having assets that are Federally funded (e.g., owned, lease, licence, permit) and State-owned interest.

\*\* US Locations that do not meet criteria of at least ten (10) Acres AND at least \$10M PRV. US Territories and Non-US Locations that do not meet criteria of at least ten (10) Acres OR at least \$10M PRV.

## DEPARTMENT OF DEFENSE - Marine Corps

### Base Structure Report - As of 30 Sep 2006

SITE	BRAC 2005	COMPONENT	NAME NEAREST CITY	BUILDINGS						ACRES OWNED	TOTAL ACRES	PRV (\$M)	MIL	CIV	OTHER
				OWNED		LEASED		OTHER							
				COUNT	SQFT	COUNT	SQFT	COUNT	SQFT						
Housing		Marine Active	Cherry Point	436	704,795	0	0	0	0	930	930	137.0	0	0	0
MCAS New River	R	Marine Active	Camp Lejeune	325	2,954,057	0	0	0	0	2,773	3,728	946.6	5,627	186	0
Oak Grove		Marine Active	Pollockville	5	5,560	0	0	0	0	976	976	40.4	0	0	0
OLF Atlantic		Marine Active	Atlantic	8	18,681	0	0	0	0	1,469	1,473	47.1	0	0	0
Point of Marsh Target		Marine Active	Atlantic	7	20,058	0	0	0	0	12,460	12,460	12.3	0	0	0
<b>** OTHER SITE(S): 21</b>				<b>3,351</b>	<b>21,416,414</b>	<b>1</b>	<b>81</b>	<b>2,222</b>	<b>4,737,301</b>	<b>221</b>	<b>247</b>	<b>5,346.9</b>	<b>295</b>	<b>1</b>	<b>0</b>
<b>North Carolina Total:</b>				<b>4,633</b>	<b>31,801,012</b>	<b>2</b>	<b>8,081</b>	<b>2,222</b>	<b>4,737,301</b>	<b>154,628</b>	<b>188,214</b>	<b>8,666.1</b>	<b>51,247</b>	<b>9,989</b>	<b>439</b>
<b>Ohio</b>															
MCRC Brook Park		Marine Reserve	Brook Park	4	55,186	0	0	0	0	11	11	11.6	208	0	0
<b>Ohio Total:</b>				<b>4</b>	<b>55,186</b>	<b>0</b>	<b>0</b>	<b>0</b>	<b>0</b>	<b>11</b>	<b>11</b>	<b>11.6</b>	<b>208</b>	<b>0</b>	<b>0</b>
<b>Pennsylvania</b>															
<b>** OTHER SITE(S): 4</b>				<b>10</b>	<b>133,044</b>	<b>0</b>	<b>0</b>	<b>0</b>	<b>0</b>	<b>3</b>	<b>11</b>	<b>33.0</b>	<b>543</b>	<b>0</b>	<b>0</b>
<b>Pennsylvania Total:</b>				<b>10</b>	<b>133,044</b>	<b>0</b>	<b>0</b>	<b>0</b>	<b>0</b>	<b>3</b>	<b>11</b>	<b>33.0</b>	<b>543</b>	<b>0</b>	<b>0</b>
<b>Puerto Rico</b>															
MCRC San Juan		Marine Reserve	San Juan	4	111,421	0	0	0	0	23	23	47.6	0	0	0
<b>Puerto Rico Total:</b>				<b>4</b>	<b>111,421</b>	<b>0</b>	<b>0</b>	<b>0</b>	<b>0</b>	<b>23</b>	<b>23</b>	<b>47.6</b>	<b>0</b>	<b>0</b>	<b>0</b>
<b>South Carolina</b>															
L B Housing		Marine Active	Laurel Bay	11	56,691	0	0	1	38,923	753	753	59.8	0	0	0
Laurel Bay		Marine Active	Laurel Bay	3	33,835	0	0	0	0	324	324	13.5	0	0	0
MCAS Beaufort	R	Marine Active	Beaufort	285	2,462,120	1	100	1	703	5,773	6,349	1,107.3	3,880	1,322	0
MCRD Beaufort Parris Island		Marine Active	Parris Island	314	3,501,288	0	0	1	1,609	8,036	8,069	943.3	2,328	443	0
<b>** OTHER SITE(S): 6</b>				<b>10</b>	<b>42,228</b>	<b>0</b>	<b>0</b>	<b>1,571</b>	<b>2,089,317</b>	<b>150</b>	<b>165</b>	<b>237.4</b>	<b>141</b>	<b>0</b>	<b>0</b>
<b>South Carolina Total:</b>				<b>623</b>	<b>6,096,162</b>	<b>1</b>	<b>100</b>	<b>1,574</b>	<b>2,130,552</b>	<b>15,036</b>	<b>15,660</b>	<b>2,361.2</b>	<b>6,349</b>	<b>1,765</b>	<b>0</b>
<b>Tennessee</b>															
<b>** OTHER SITE(S): 1</b>				<b>3</b>	<b>26,056</b>	<b>0</b>	<b>0</b>	<b>0</b>	<b>0</b>	<b>6</b>	<b>6</b>	<b>5.8</b>	<b>188</b>	<b>10</b>	<b>0</b>
<b>Tennessee Total:</b>				<b>3</b>	<b>26,056</b>	<b>0</b>	<b>0</b>	<b>0</b>	<b>0</b>	<b>6</b>	<b>6</b>	<b>5.8</b>	<b>188</b>	<b>10</b>	<b>0</b>

\* Sites having assets that are Federally funded (e.g., owned, lease, licence, permit) and State-owned interest.

\*\* US Locations that do not meet criteria of at least ten (10) Acres AND at least \$10M PRV. US Territories and Non-US Locations that do not meet criteria of at least ten (10) Acres OR at least \$10M PRV.

## DEPARTMENT OF DEFENSE - Marine Corps

### Base Structure Report - As of 30 Sep 2006

SITE	BRAC 2005	COMPONENT	NAME NEAREST CITY	BUILDINGS						ACRES OWNED	TOTAL ACRES	PRV (\$M)	MIL	CIV	OTHER
				OWNED		LEASED		OTHER							
				COUNT	SQFT	COUNT	SQFT	COUNT	SQFT						
<b><u>Texas</u></b>															
** OTHER SITE(S): 2				4	48,407	0	0	0	0	55	462	9.4	188	0	0
<b>Texas Total:</b>				<b>4</b>	<b>48,407</b>	<b>0</b>	<b>0</b>	<b>0</b>	<b>0</b>	<b>55</b>	<b>462</b>	<b>9.4</b>	<b>188</b>	<b>0</b>	<b>0</b>
<b><u>Virginia</u></b>															
Camp Upshur		Marine Active	Quantico	64	198,771	0	0	0	0	10	10	34.8	0	0	0
Henderson Hall Arlington	R	Marine Active	Arlington	9	105,820	0	0	0	0	24	24	99.0	2,659	623	17
Quantico	R	Marine Active	Quantico	263	4,902,644	0	0	0	0	55,308	60,172	1,354.0	4,979	2,742	78
** OTHER SITE(S): 10				196	1,357,425	0	0	527	1,232,271	16	16	755.9	328	0	0
<b>Virginia Total:</b>				<b>532</b>	<b>6,564,660</b>	<b>0</b>	<b>0</b>	<b>527</b>	<b>1,232,271</b>	<b>55,358</b>	<b>60,222</b>	<b>2,243.8</b>	<b>7,966</b>	<b>3,365</b>	<b>95</b>
<b><u>Washington</u></b>															
** OTHER SITE(S): 1				4	28,971	0	0	0	0	12	12	6.8	118	0	0
<b>Washington Total:</b>				<b>4</b>	<b>28,971</b>	<b>0</b>	<b>0</b>	<b>0</b>	<b>0</b>	<b>12</b>	<b>12</b>	<b>6.8</b>	<b>118</b>	<b>0</b>	<b>0</b>
<b><u>Wisconsin</u></b>															
** OTHER SITE(S): 1										0	155	0.0	206	0	0
<b>Wisconsin Total:</b>				<b>0</b>	<b>0</b>	<b>0</b>	<b>0</b>	<b>0</b>	<b>0</b>	<b>0</b>	<b>155</b>	<b>0.0</b>	<b>206</b>	<b>0</b>	<b>0</b>
<b>US/US Territories Total:</b>				<b>13,644</b>	<b>110,284,438</b>	<b>247</b>	<b>836,977</b>	<b>7,371</b>	<b>19,481,018</b>	<b>2,161,369</b>	<b>2,264,227</b>	<b>36,373.3</b>	<b>147,474</b>	<b>29,382</b>	<b>2,505</b>

\* Sites having assets that are Federally funded (e.g., owned, lease, licence, permit) and State-owned interest.

\*\* US Locations that do not meet criteria of at least ten (10) Acres AND at least \$10M PRV. US Territories and Non-US Locations that do not meet criteria of at least ten (10) Acres OR at least \$10M PRV.

## DEPARTMENT OF DEFENSE - Marine Corps

### Base Structure Report - As of 30 Sep 2006

SITE	BRAC 2005	COMPONENT	NAME NEAREST CITY	BUILDINGS						ACRES OWNED	TOTAL ACRES	PRV (\$M)	MIL	CIV	OTHER
				OWNED		LEASED		OTHER							
				COUNT	SQFT	COUNT	SQFT	COUNT	SQFT						
<b>Japan</b>															
Asp 2-6022		Marine Active	Koza	5	8,000	0	0	0	0	0	635	8.6	0	0	0
Camp Courtney-6029		Marine Active	Tengan	85	309,696	0	0	129	1,775,175	0	331	485.9	3,015	1	0
Camp Foster-6044		Marine Active	Zukeran	1,466	3,566,454	0	0	267	4,599,723	0	1,586	1,847.6	41	11	35
Camp Fuji Japan-3127		Marine Active	Camp Fuji	40	70,237	0	0	45	542,257	0	291	217.6	52	106	0
Camp Gonsalves		Marine Active	Henoko Okinawa	22	17,881	0	0	2	27,516	0	19,356	16.5	0	0	0
Camp Hansen-6011		Marine Active	Onna Okinawa	138	598,896	0	0	129	2,776,018	0	12,647	1,027.2	846	3,131	1
Camp Kinser-6056		Marine Active	Makiminato Okinawa	163	3,430,435	0	0	116	3,354,575	0	676	1,378.7	5,095	0	0
Camp Lester-6043		Marine Active	Chatan Okinawa	163	645,875	0	0	75	528,894	0	169	322.9	0	0	0
Camp Mctureous-6031		Marine Active	Tengan	7	89,207	0	0	91	737,452	0	94	199.1	0	0	0
Camp Schwab-6009		Marine Active	Henoko Okinawa	93	328,691	0	0	42	1,069,813	0	5,097	443.3	1,777	0	0
Fuji Maneuver Ja-3183		Marine Active	Camp Fuji							0	33,091	0.0	0	0	0
Gimbaru Trn Area-6017		Marine Active	Onna Okinawa	2	1,968	0	0	1	190	0	149	1.3	0	0	0
Henoko Ammo Area-6010		Marine Active	Henoko Okinawa	50	133,365	0	0	3	93,020	0	300	99.9	0	0	0
Housing		Marine Active	Iwakuni	4	4,137	0	0	25	243,315	0	36	34.9	0	0	0
Ie Jima Aux Airfield		Marine Active	Henoko Okinawa	11	26,056	0	0	5	9,729	0	1,981	19.2	9	0	3
Iwakuni		Marine Active	Iwakuni	222	887,592	0	0	186	3,443,223	0	1,512	1,552.6	1,233	1,513	816
Iwakuni Rest Sea Area		Marine Active	Iwakuni							0	5,156	0.0	0	0	0
Kin Blue Beach-6020		Marine Active	Onna Okinawa							0	94	1.3	0	0	0
MCAS Futenma-6051		Marine Active	Futemma Okinawa	227	1,097,287	0	0	51	868,432	0	1,184	753.0	4,698	48	0
Monzen Housing Area		Marine Active	Iwakuni	4	1,184	0	0	56	470,078	0	32	103.2	0	0	0
Yomitan-6027		Marine Active	Sobe Okinawa							0	467	0.0	0	0	0
<b>** OTHER SITE(S): 7</b>				0	0	0	0	12	28,172	0	23	10.1	0	0	0
<b>Japan Total:</b>				<b>2,702</b>	<b>11,216,961</b>	<b>0</b>	<b>0</b>	<b>1,235</b>	<b>20,567,582</b>	<b>0</b>	<b>84,907</b>	<b>8,522.9</b>	<b>16,766</b>	<b>4,810</b>	<b>855</b>
<b>Kenya</b>															
<b>** OTHER SITE(S): 1</b>				4	15,578	0	0	0	0			7.6	153	0	0
<b>Kenya Total:</b>				<b>4</b>	<b>15,578</b>	<b>0</b>	<b>0</b>	<b>0</b>	<b>0</b>	<b>0</b>	<b>0</b>	<b>7.6</b>	<b>153</b>	<b>0</b>	<b>0</b>
<b>South Korea</b>															
Mu Juk		Marine Active	Pohang	75	139,805	0	0	0	0			30.3	0	0	0

\* Sites having assets that are Federally funded (e.g., owned, lease, licence, permit) and State-owned interest.

\*\* US Locations that do not meet criteria of at least ten (10) Acres AND at least \$10M PRV. US Territories and Non-US Locations that do not meet criteria of at least ten (10) Acres OR at least \$10M PRV.

## DEPARTMENT OF DEFENSE - Marine Corps

### Base Structure Report - As of 30 Sep 2006

SITE	BRAC 2005	COMPONENT	NAME NEAREST CITY	BUILDINGS						ACRES OWNED	TOTAL ACRES	PRV (\$M)	MIL	CIV	OTHER
				OWNED		LEASED		OTHER							
				COUNT	SQFT	COUNT	SQFT	COUNT	SQFT						
			<b>South Korea Total:</b>	75	139,805	0	0	0	0	0	0	30.3	0	0	0
			<b>Overseas Total:</b>	2,781	11,372,344	0	0	1,235	20,567,582	0	84,907	8,560.8	16,919	4,810	855
			<b>Worldwide Totals By Reporting Component:</b>	16,425	121,656,782	247	836,977	8,606	40,048,599	2,161,369	2,349,135	44,934.1	164,393	34,192	3,360

\* Sites having assets that are Federally funded (e.g., owned, lease, licence, permit) and State-owned interest.

\*\* US Locations that do not meet criteria of at least ten (10) Acres AND at least \$10M PRV. US Territories and Non-US Locations that do not meet criteria of at least ten (10) Acres OR at least \$10M PRV.

**DEPARTMENT OF DEFENSE - WHS**  
**Base Structure Report - As of 30 Sep 2006**

SITE	BRAC 2005	COMPONENT	NAME NEAREST CITY	BUILDINGS						ACRES OWNED	TOTAL ACRES	PRV (\$M)	MIL	CIV	OTHER
				OWNED		LEASED		OTHER							
				COUNT	SQFT	COUNT	SQFT	COUNT	SQFT						
<b><u>District of Columbia</u></b>															
Pentagon Reservation		WHS	Washington, DC	13	6,525,621	0	0	0	0	228	228	2,448.5	6,234	4,492	464
** OTHER SITE(S): 1				0	0	9	218,374	0	0			43.3	0	0	0
<b>District of Columbia Total:</b>				<b>13</b>	<b>6,525,621</b>	<b>9</b>	<b>218,374</b>	<b>0</b>	<b>0</b>	<b>228</b>	<b>228</b>	<b>2,491.8</b>	<b>6,234</b>	<b>4,492</b>	<b>464</b>
<b><u>Maryland</u></b>															
** OTHER SITE(S): 1				0	0	16	700,214	0	0			136.8	0	0	0
<b>Maryland Total:</b>				<b>0</b>	<b>0</b>	<b>16</b>	<b>700,214</b>	<b>0</b>	<b>0</b>	<b>0</b>	<b>0</b>	<b>136.8</b>	<b>0</b>	<b>0</b>	<b>0</b>
<b><u>Virginia</u></b>															
Navy Annex (FOB2)		WHS	Arlington	3	711,137	0	0	0	0	38	38	256.3	0	0	0
** OTHER SITE(S): 2				0	0	89	7,540,441	0	0	3	3	1,338.0	246	913	761
<b>Virginia Total:</b>				<b>3</b>	<b>711,137</b>	<b>89</b>	<b>7,540,441</b>	<b>0</b>	<b>0</b>	<b>41</b>	<b>41</b>	<b>1,594.3</b>	<b>246</b>	<b>913</b>	<b>761</b>
<b>US/US Territories Total:</b>				<b>16</b>	<b>7,236,758</b>	<b>114</b>	<b>8,459,029</b>	<b>0</b>	<b>0</b>	<b>269</b>	<b>269</b>	<b>4,223.0</b>	<b>6,480</b>	<b>5,405</b>	<b>1,225</b>
<b>Worldwide Totals By Reporting Component:</b>				<b>16</b>	<b>7,236,758</b>	<b>114</b>	<b>8,459,029</b>	<b>0</b>	<b>0</b>	<b>269</b>	<b>269</b>	<b>4,223.0</b>	<b>6,480</b>	<b>5,405</b>	<b>1,225</b>

\* Sites having assets that are Federally funded (e.g., owned, lease, licence, permit) and State-owned interest.

\*\* US Locations that do not meet criteria of at least ten (10) Acres AND at least \$10M PRV. US Territories and Non-US Locations that do not meet criteria of at least ten (10) Acres OR at least \$10M PRV.





**DEPARTMENT OF DEFENSE**

**Base Structure Report - As of 30 Sept 06**

**X. STATE/TERRITORIES ARMY NATIONAL GUARD**



## State/Territories Army National Guard Base Structure Report - As of 30 Sep 2006

SITE	BRAC 2005	COMPONENT	NAME NEAREST CITY	BUILDINGS				STATE OWNED ACRES	TOTAL ACRES	PRV (\$M)	MIL	CIV	OTHER
				STATE OWNED		TOTAL							
				COUNT	SQFT	COUNT	SQFT						
<b>Alabama</b>													
AASF 02 Birmingham		Army Guard	Birmingham	4	91,340	4	91,340	85	85	30.0	0	0	0
AASF 3 Bates Field Mobile		Army Guard	Mobile	5	43,724	5	43,724	35	35	16.3	22	0	0
AFRC Birmingham	R	Army Guard	Birmingham	2	120,793	2	120,793	26	26	20.2	1,192	445	0
AFRC Quarles Flowers Decatur	C	Army Guard	Decatur	1	28,305	1	28,305	12	12	5.3	331	2	0
Buntin Parsons Dothan		Army Guard	Dothan	5	30,182	5	30,182	10	10	5.6	229	11	0
Charles A Rollo Auburn		Army Guard	Auburn	2	30,465	2	30,465	20	20	5.4	83	0	0
Charles P Bailey Athens		Army Guard	Athens	6	31,371	6	31,371	6	6	5.5	0	14	0
Clarence F Rhea Gadsden		Army Guard	Gadsden	6	39,817	6	39,817	20	20	6.8	44	4	0
Cromwell Pickens Florence		Army Guard	Florence	5	33,615	5	33,615	11	11	6.3	222	9	0
Cullman CSMS 2		Army Guard	Cullman	9	87,613	9	87,613	14	14	14.5	135	1	0
Ft Sequoyah Fort Payne		Army Guard	Fort Payne	5	34,838	5	34,838	20	20	5.7	107	9	0
Ft Whiting Mobile		Army Guard	Mobile	1	55,193	1	55,193	32	32	11.4	472	4	0
Hamilton (ARNG)		Army Guard	Hamilton	6	37,135	6	37,135	14	14	5.9	195	14	0
Jackson M Balch Huntsville		Army Guard	Huntsville	5	47,657	5	47,657	8	8	8.1	377	5	0
JFHQ - SMD	R	Army Guard	Montgomery	21	306,399	21	306,399	65	65	40.7	41	10	0
John H Forney Jacksonville		Army Guard	Jacksonville	1	34,963	1	34,963	10	10	5.7	193	0	0
Julis W Hicks Enterprise		Army Guard	Enterprise	6	38,381	6	38,381	14	14	6.6	148	10	1
Linden (ARNG)		Army Guard	Linden	5	27,886	5	27,886	14	14	5.0	46	5	0
Northport (ARNG)	R	Army Guard	Northport	5	38,812	5	38,812	11	11	7.2	88	17	0
Oneonta (ARNG)		Army Guard	Oneonta	3	33,913	3	33,913	10	10	5.8	118	5	0
Opelika (ARNG)		Army Guard	Opelika	5	32,457	5	32,457	10	10	5.7	117	4	1
R Dewey Piper Tallassee		Army Guard	Tallassee	6	35,817	6	35,817	10	10	5.9	165	11	0
R W Shepherd Hope Hull		Army Guard	Hope Hull	4	115,549	4	115,549	62	62	21.5	288	41	0
Ralph W Adams Troy		Army Guard	Troy	2	35,540	2	35,540	8	8	6.4	153	0	0
S Ralph Terhune Birmingham	C	Army Guard	Birmingham	3	26,976	3	26,976	8	8	5.2	310	2	0
Selma (ARNG)		Army Guard	Selma	7	54,044	7	54,044	9	9	9.6	126	13	0
Taylor Hardin Montgomery		Army Guard	Montgomery	2	42,585	2	42,585	11	11	6.7	179	19	0
Tom Bevill Fayette		Army Guard	Fayette	2	33,117	2	33,117	20	20	5.9	146	0	0
TS Walter J Hanna Birmingham	C	Army Guard	Birmingham	3	39,151	3	39,151	5	5	6.5	78	9	0
<b>** OTHER SITE(S): 107</b>				199	1,698,012	451	2,637,766	778	25,881	481.3	8,482	578	410
<b>Alabama Total:</b>				<b>336</b>	<b>3,305,650</b>	<b>588</b>	<b>4,245,404</b>	<b>1,358</b>	<b>26,462</b>	<b>772.7</b>	<b>14,087</b>	<b>1,242</b>	<b>412</b>

\* Sites having assets that are Federally funded (e.g., owned, lease, licence, permit) and State-owned interest.

\*\* All Locations that do not meet criteria of at least five (5) Acres AND at least \$5M PRV.

## State/Territories Army National Guard Base Structure Report - As of 30 Sep 2006

SITE	BRAC 2005	COMPONENT	NAME NEAREST CITY	BUILDINGS				STATE OWNED ACRES	TOTAL ACRES	PRV (\$M)	MIL	CIV	OTHER
				STATE OWNED		TOTAL							
				COUNT	SQFT	COUNT	SQFT						
<b>Alaska</b>													
Bethel AAOF		Army Guard	Bethel	2	23,603	2	23,603	5	5	40.7	0	0	0
Juneau Armory and FMS		Army Guard	Juneau	3	63,325	3	63,325	10	10	35.4	0	0	0
NG Alcantra Armory Complex		Army Guard	Wasilla	7	28,031	7	28,031	360	360	10.5	119	0	0
NG Bethel Arm OMS		Army Guard	Bethel	6	21,297	6	21,297	21,252	21,252	7.3	88	4	0
NG Fairbanks Arm OMS		Army Guard	Fairbanks	3	34,925	3	34,925	5	5	14.2	90	2	0
NG Sitka Armory		Army Guard	Sitka	1	15,305	1	15,305	5	5	6.2	8	0	0
<b>** OTHER SITE(S): 90</b>				<b>33</b>	<b>170,908</b>	<b>137</b>	<b>315,052</b>	<b>24,313</b>	<b>1,291,563</b>	<b>138.1</b>	<b>801</b>	<b>24</b>	<b>0</b>
<b>Alaska Total:</b>				<b>55</b>	<b>357,394</b>	<b>159</b>	<b>501,538</b>	<b>45,949</b>	<b>1,313,200</b>	<b>252.4</b>	<b>1,106</b>	<b>30</b>	<b>0</b>
<b>Arizona</b>													
Bellemont Armory		Army Guard	Bellemont	4	30,392	4	30,392	15	15	6.7	129	0	0
* Florence Military Reservation		Army Guard	Florence	0	0	20	26,173	18,569	26,487	9.3	9	24	21
Mesa Armory		Army Guard	Mesa	10	38,288	10	38,288	5	5	7.4	541	2	0
* Papago Military Reservation	R	Army Guard	Phoenix	4	10,664	67	548,707	33	451	126.6	179	54	0
Picacho Aviation TS		Army Guard	Picacho	2	6,158	2	6,158	320	320	16.2	0	0	0
PPMR CSMS		Army Guard	Phoenix	3	96,439	3	96,439	32	32	20.0	1,778	455	286
Project Challenge		Army Guard	Queen Creek	9	33,615	9	33,615	5	5	5.9	0	0	262
* Silver Bell Army Heliport	R	Army Guard	Marana	19	392,628	19	392,628	161	726	107.0	814	88	24
Silverlake Armory		Army Guard	Tucson	7	43,396	7	43,396	6	6	7.8	230	3	0
Valencia Readiness Center		Army Guard	Tucson	4	46,571	4	46,571	20	20	10.8	382	2	1
<b>** OTHER SITE(S): 25</b>				<b>42</b>	<b>256,307</b>	<b>941</b>	<b>3,295,753</b>	<b>5,027</b>	<b>37,201</b>	<b>877.3</b>	<b>1,635</b>	<b>8</b>	<b>183</b>
<b>Arizona Total:</b>				<b>104</b>	<b>954,458</b>	<b>1,086</b>	<b>4,558,120</b>	<b>24,193</b>	<b>65,268</b>	<b>1,195.0</b>	<b>5,697</b>	<b>636</b>	<b>777</b>
<b>Arkansas</b>													
Benton (ARNG)		Army Guard	Benton	1	34,000	1	34,000	11	11	6.3	127	0	0
* Camp Joseph T Robinson		Army Guard	North Little Rock	269	1,684,248	269	1,684,248	32,814	32,814	371.5	2,626	438	1,089
Fayetteville (ARNG)	C	Army Guard	Fayetteville	2	29,841	2	29,841	10	10	5.0	204	1	0
Little Rock (ARNG)		Army Guard	Little Rock	1	43,886	1	43,886	5	5	7.8	202	1	3
North Little Rock		Army Guard	North Little Rock	1	41,825	1	41,825	5	5	7.0	280	3	0
Russellville (ARNG)		Army Guard	Russellville	4	38,026	4	38,026	13	13	6.2	194	10	0
Warren Armory and FMS 05		Army Guard	Warren	5	44,181	5	44,181	27	27	21.1	94	7	0
<b>** OTHER SITE(S): 67</b>				<b>147</b>	<b>1,015,333</b>	<b>571</b>	<b>2,593,633</b>	<b>299</b>	<b>64,571</b>	<b>591.5</b>	<b>5,485</b>	<b>77</b>	<b>332</b>

\* Sites having assets that are Federally funded (e.g., owned, lease, licence, permit) and State-owned interest.

\*\* All Locations that do not meet criteria of at least five (5) Acres AND at least \$5M PRV.

## State/Territories Army National Guard Base Structure Report - As of 30 Sep 2006

SITE	BRAC 2005	COMPONENT	NAME NEAREST CITY	BUILDINGS				STATE OWNED ACRES	TOTAL ACRES	PRV (\$M)	MIL	CIV	OTHER
				STATE OWNED		TOTAL							
				COUNT	SQFT	COUNT	SQFT						
<b>Arkansas Total:</b>				<b>430</b>	<b>2,931,340</b>	<b>854</b>	<b>4,509,640</b>	<b>33,184</b>	<b>97,456</b>	<b>1,016.4</b>	<b>9,212</b>	<b>537</b>	<b>1,424</b>
<b>California</b>													
Azusa Sierra Madre		Army Guard	Azusa	1	84,153	1	84,153	18	18	23.5	0	0	0
Bakersfield (Gateway)		Army Guard	Bakersfield	2	50,563	2	50,563	21	21	11.3	0	0	0
CTC Camp San Luis OB		Army Guard	San Luis Obispo	283	1,105,892	283	1,105,892	4,100	4,100	262.2	358	122	566
Fairfield (ARNG)		Army Guard	Fairfield	1	39,063	1	39,063	5	5	8.9	132	0	3
Fresno AVCRAD Dakota		Army Guard	Fresno	3	89,283	3	89,283	48	48	28.8	351	19	58
Lakeport (ARNG)		Army Guard	Lakeport	1	23,654	1	23,654	7	7	5.9	37	0	0
Long Beach (Redondo)		Army Guard	Long Beach	3	59,766	3	59,766	20	20	13.7	824	11	10
Long Beach CSMS Stearns		Army Guard	Long Beach	7	57,182	7	57,182	5	5	12.7	0	71	6
Sacramento 58th		Army Guard	Sacramento	4	35,789	4	35,789	6	6	8.1	202	12	0
Sacramento JFHQ		Army Guard	Sacramento	1	110,500	1	110,500	8	8	25.3	497	212	237
Sacramento Meadowview		Army Guard	Sacramento	2	40,379	2	40,379	9	9	9.4	287	12	4
San Diego (ARNG)		Army Guard	San Diego	9	85,918	9	85,918	18	18	18.9	625	24	2
San Francisco (ARNG)		Army Guard	San Francisco	4	61,632	4	61,632	8	8	11.8	221	8	0
San Jose Hedding		Army Guard	San Jose	4	52,676	4	52,676	6	6	11.0	361	7	0
Stockton AASF		Army Guard	Stockton	1	38,754	1	38,754	15	15	12.0	0	0	0
Stockton Armory		Army Guard	Stockton	3	50,540	3	50,540	10	10	9.9	153	12	0
Stockton FMS/CSMS		Army Guard	Stockton	5	77,465	5	77,465	28	28	16.1	309	114	12
Ventura (ARNG)		Army Guard	Ventura	2	40,222	2	40,222	5	5	9.1	287	3	0
<b>** OTHER SITE(S): 123</b>				<b>197</b>	<b>1,606,233</b>	<b>1,180</b>	<b>6,499,046</b>	<b>3,208</b>	<b>49,068</b>	<b>2,156.9</b>	<b>16,282</b>	<b>784</b>	<b>1,373</b>
<b>California Total:</b>				<b>533</b>	<b>3,709,664</b>	<b>1,516</b>	<b>8,602,477</b>	<b>7,545</b>	<b>53,406</b>	<b>2,655.4</b>	<b>20,926</b>	<b>1,411</b>	<b>2,271</b>
<b>Colorado</b>													
Boulder (ARNG)		Army Guard	Boulder	4	23,029	4	23,029	9	9	5.3	130	1	0
Centennial (ARNG)		Army Guard	Centennial	3	92,011	3	92,011	8	8	20.5	204	99	70
Golden (ARNG)		Army Guard	Golden	6	49,000	6	49,000	5	5	6.3	0	10	0
Montrose (ARNG)		Army Guard	Montrose	1	25,010	1	25,010	26	26	5.7	65	0	0
<b>** OTHER SITE(S): 23</b>				<b>32</b>	<b>366,779</b>	<b>52</b>	<b>675,530</b>	<b>48</b>	<b>366</b>	<b>152.5</b>	<b>2,572</b>	<b>178</b>	<b>95</b>
<b>Colorado Total:</b>				<b>46</b>	<b>555,829</b>	<b>66</b>	<b>864,580</b>	<b>95</b>	<b>413</b>	<b>190.3</b>	<b>2,971</b>	<b>288</b>	<b>165</b>
<b>Connecticut</b>													
AVCRAD Groton		Army Guard	Groton	15	193,050	15	193,050	24	24	60.2	390	68	2
Camp Hartell		Army Guard	Windsor Locks	43	142,251	43	142,251	59	59	33.4	505	92	5

\* Sites having assets that are Federally funded (e.g., owned, lease, licence, permit) and State-owned interest.

\*\* All Locations that do not meet criteria of at least five (5) Acres AND at least \$5M PRV.

## State/Territories Army National Guard Base Structure Report - As of 30 Sep 2006

SITE	BRAC 2005	COMPONENT	NAME NEAREST CITY	BUILDINGS				STATE OWNED ACRES	TOTAL ACRES	PRV (\$M)	MIL	CIV	OTHER
				STATE OWNED		TOTAL							
				COUNT	SQFT	COUNT	SQFT						
Camp Rell		Army Guard	Niantic	64	222,011	64	222,011	82	82	49.6	214	8	8
Hartford Armory OMS 8A		Army Guard	Hartford	5	306,546	5	306,546	6	6	70.5	340	133	85
New Britain Armory	C	Army Guard	New Britain	1	26,995	1	26,995	8	8	5.9	43	0	58
New London Armory		Army Guard	New London	1	38,175	1	38,175	8	8	9.3	81	9	1
Norwalk Armory	C	Army Guard	Norwalk	2	31,966	2	31,966	11	11	8.0	129	2	1
Norwich Armory OMS 10		Army Guard	Norwich	4	50,073	4	50,073	11	11	11.3	328	0	4
Southington Armory OMS 2		Army Guard	Southington	4	32,245	4	32,245	10	10	6.7	139	5	1
Stones Ranch Military Res		Army Guard	East Lyme	22	78,120	22	78,120	1,862	1,862	32.9	0	6	0
Stratford Armory OMS 9		Army Guard	Stratford	2	42,813	2	42,813	10	10	9.3	212	1	1
<b>** OTHER SITE(S): 16</b>				<b>30</b>	<b>572,262</b>	<b>53</b>	<b>845,044</b>	<b>159</b>	<b>286</b>	<b>217.0</b>	<b>1,610</b>	<b>42</b>	<b>202</b>
<b>Connecticut Total:</b>				<b>193</b>	<b>1,736,507</b>	<b>216</b>	<b>2,009,289</b>	<b>2,251</b>	<b>2,377</b>	<b>514.2</b>	<b>3,991</b>	<b>366</b>	<b>368</b>
<b><u>Delaware</u></b>													
1401 Armory		Army Guard	Wilmington	1	48,092	1	48,092	15	15	10.1	183	1	0
Dagsboro (ARNG)		Army Guard	Dagsboro	6	44,243	6	44,243	9	9	9.0	131	7	0
Duncan Armory AASF		Army Guard	New Castle	4	76,608	4	76,608	15	15	20.8	114	0	38
Gov Bacon Health Ctr		Army Guard	Delaware City	2	42,112	2	42,112	10	10	8.2	230	0	0
Smyrna Readiness Center		Army Guard	Smyrna	1	54,023	1	54,023	14	14	11.7	147	2	0
Stern Armory		Army Guard	Wilmington	3	37,979	3	37,979	15	15	7.7	69	10	0
TS BBTS		Army Guard	Bethany Beach	75	120,353	75	120,353	104	104	25.3	51	9	9
Wilmington (ARNG)		Army Guard	Wilmington	3	80,220	3	80,220	30	30	16.2	170	84	25
<b>** OTHER SITE(S): 8</b>				<b>20</b>	<b>132,913</b>	<b>53</b>	<b>295,649</b>	<b>3,137</b>	<b>3,364</b>	<b>52.9</b>	<b>604</b>	<b>87</b>	<b>13</b>
<b>Delaware Total:</b>				<b>115</b>	<b>636,543</b>	<b>148</b>	<b>799,279</b>	<b>3,348</b>	<b>3,575</b>	<b>162.0</b>	<b>1,699</b>	<b>200</b>	<b>85</b>
<b><u>District of Columbia</u></b>													
D.C. Armory		Army Guard	Washington, DC	1	588,723	1	588,723	10	10	117.0	1,491	158	144
<b>** OTHER SITE(S): 1</b>				<b>0</b>	<b>0</b>	<b>7</b>	<b>74,748</b>	<b>0</b>	<b>0</b>	<b>10.6</b>	<b>379</b>	<b>29</b>	<b>0</b>
<b>District of Columbia Total:</b>				<b>1</b>	<b>588,723</b>	<b>8</b>	<b>663,471</b>	<b>10</b>	<b>10</b>	<b>127.6</b>	<b>1,870</b>	<b>187</b>	<b>144</b>
<b><u>Florida</u></b>													
Bradenton Readiness Center		Army Guard	Bradenton	7	49,296	7	49,296	9	9	5.8	89	1	0
* Brooksville RC AASF #2 C23		Army Guard	Brooksville	5	107,752	5	107,752	19	19	25.4	173	2	3
Crystal River Readiness Center		Army Guard	Crystal River	6	32,106	6	32,106	18	18	6.2	124	4	0
Ft Lauderdale Readiness Center		Army Guard	Fort Lauderdale	6	24,722	6	24,722	6	6	5.1	204	0	0

\* Sites having assets that are Federally funded (e.g., owned, lease, licence, permit) and State-owned interest.

\*\* All Locations that do not meet criteria of at least five (5) Acres AND at least \$5M PRV.

## State/Territories Army National Guard Base Structure Report - As of 30 Sep 2006

SITE	BRAC 2005	COMPONENT	NAME NEAREST CITY	BUILDINGS				STATE OWNED ACRES	TOTAL ACRES	PRV (\$M)	MIL	CIV	OTHER
				STATE OWNED		TOTAL							
				COUNT	SQFT	COUNT	SQFT						
Jacksonville Cecil Fld AASF1		Army Guard	Jacksonville	9	194,953	9	194,953	7	7	43.2	599	68	10
Jacksonville Snyder RC		Army Guard	Jacksonville	5	41,615	5	41,615	25	25	7.6	315	14	0
Miami Readiness Center		Army Guard	Miami	4	53,693	4	53,693	6	6	10.2	431	14	0
MTC Camp Blanding		Army Guard	Starke	590	1,323,885	590	1,323,885	72,000	72,000	516.8	989	97	437
Orlando Readiness Center		Army Guard	Orlando	2	30,458	2	30,458	5	5	5.6	253	1	0
Plant City Readiness Center		Army Guard	Plant City	5	29,310	5	29,310	13	13	5.7	216	5	0
Quincy Readiness Center		Army Guard	Quincy	3	29,669	3	29,669	15	15	5.5	210	1	0
St Augustine Ensslin RC		Army Guard	St. Augustine	4	90,197	4	90,197	18	18	15.7	519	197	443
St Augustine St Francis Brks		Army Guard	St. Augustine	15	81,575	15	81,575	7	7	11.3	0	0	0
St Petersburg Readiness Ctr		Army Guard	St. Petersburg	5	31,677	5	31,677	6	6	5.6	126	8	0
Starke Readiness Center		Army Guard	Starke	4	29,735	4	29,735	12	12	5.3	219	1	0
Tallahassee Readiness Center		Army Guard	Tallahassee	7	42,666	7	42,666	19	19	8.6	202	9	0
Tampa Readiness Center		Army Guard	Tampa	6	111,642	6	111,642	11	11	20.8	187	9	0
West Palm Bch Calloway FMS 15		Army Guard	West Palm Beach	6	68,667	6	68,667	19	19	11.5	613	11	0
<b>** OTHER SITE(S): 48</b>				101	688,552	131	854,153	355	775	145.7	4,800	208	8
<b>Florida Total:</b>				<b>790</b>	<b>3,062,170</b>	<b>820</b>	<b>3,227,771</b>	<b>72,569</b>	<b>72,989</b>	<b>861.5</b>	<b>10,269</b>	<b>650</b>	<b>901</b>
<b>Georgia</b>													
Atlanta - Confederate Ave		Army Guard	Atlanta	20	248,942	20	248,942	74	74	53.7	20	141	927
Augusta (ARNG)		Army Guard	Augusta	3	34,657	3	34,657	12	12	6.4	359	8	0
Barnesville (ARNG)		Army Guard	Barnesville	1	77,158	1	77,158	26	26	12.6	0	0	0
Columbus (ARNG)		Army Guard	Columbus	4	37,807	4	37,807	7	7	6.6	176	12	0
Dublin (ARNG)		Army Guard	Dublin	5	28,034	5	28,034	10	10	5.2	0	14	0
Kennesaw (ARNG)		Army Guard	Kennesaw	11	39,538	11	39,538	14	14	7.2	423	4	20
* Macon RTI		Army Guard	Macon	26	58,185	26	58,185	1,705	1,706	15.3	116	3	13
Oglethorpe Armory		Army Guard	Ellenwood	2	77,322	2	77,322	65	65	12.6	571	7	22
Savannah (ARNG)		Army Guard	Savannah	3	54,688	3	54,688	27	27	9.9	311	16	0
Winder Brw Arpt		Army Guard	Winder	6	41,220	6	41,220	34	34	8.7	119	11	8
Winder-Downtown		Army Guard	Winder	4	34,310	4	34,310	7	7	5.6	228	2	0
<b>** OTHER SITE(S): 60</b>				125	903,475	166	1,081,706	528	2,183	220.4	6,035	316	678
<b>Georgia Total:</b>				<b>210</b>	<b>1,635,336</b>	<b>251</b>	<b>1,813,567</b>	<b>2,508</b>	<b>4,164</b>	<b>364.1</b>	<b>8,358</b>	<b>534</b>	<b>1,668</b>
<b>Guam</b>													
						0	0		0				

\* Sites having assets that are Federally funded (e.g., owned, lease, licence, permit) and State-owned interest.

\*\* All Locations that do not meet criteria of at least five (5) Acres AND at least \$5M PRV.

## State/Territories Army National Guard Base Structure Report - As of 30 Sep 2006

SITE	BRAC 2005	COMPONENT	NAME NEAREST CITY	BUILDINGS				STATE OWNED ACRES	TOTAL ACRES	PRV (\$M)	MIL	CIV	OTHER
				STATE OWNED		TOTAL							
				COUNT	SQFT	COUNT	SQFT						
<b>** OTHER SITE(S): 2</b>				0	0	42	205,653	0	66	111.8	856	0	27
<b>Guam Total:</b>				<b>0</b>	<b>0</b>	<b>42</b>	<b>205,653</b>	<b>0</b>	<b>66</b>	<b>111.8</b>	<b>856</b>	<b>0</b>	<b>27</b>
<b>Hawaii</b>													
Ft Ruger		Army Guard	Honolulu	42	200,986	42	200,986	337	337	63.2	259	181	153
Hanapepe (ARNG)		Army Guard	Hanapepe	5	27,691	5	27,691	5	5	9.4	41	1	0
Puunene		Army Guard	Kihei	3	35,968	3	35,968	30	30	14.5	133	0	3
* TS Keaukaha Mil Res	R	Army Guard	Hilo	44	156,509	44	156,509	509	515	47.7	334	9	15
* TS Waiawa Gulch		Army Guard	Wahiawa	3	71,630	17	196,057	3	22	48.1	319	19	3
<b>** OTHER SITE(S): 13</b>				37	193,365	75	743,994	6,927	7,122	347.7	1,872	75	198
<b>Hawaii Total:</b>				<b>134</b>	<b>686,149</b>	<b>186</b>	<b>1,361,205</b>	<b>7,811</b>	<b>8,031</b>	<b>530.6</b>	<b>2,958</b>	<b>285</b>	<b>372</b>
<b>Idaho</b>													
Lewiston Armory FMS 1		Army Guard	Lewiston	3	21,352	3	21,352	8	8	5.7	30	4	1
Pocatello Armory FMS 5		Army Guard	Pocatello	4	34,813	4	34,813	11	11	7.5	135	4	0
Post Falls Armory FMS S1		Army Guard	Post Falls	3	44,860	3	44,860	8	8	10.1	246	5	0
<b>** OTHER SITE(S): 39</b>				103	587,666	282	1,796,569	75,483	215,706	597.0	2,799	444	233
<b>Idaho Total:</b>				<b>113</b>	<b>688,691</b>	<b>292</b>	<b>1,897,594</b>	<b>75,510</b>	<b>215,733</b>	<b>620.3</b>	<b>3,210</b>	<b>457</b>	<b>234</b>
<b>Illinois</b>													
Bartonville (Peoria JAFRC)		Army Guard	Bartonville	3	89,915	3	89,915	27	27	21.2	317	20	1
Beardstown Armory		Army Guard	Beardstown	1	20,170	1	20,170	9	9	5.5	0	0	1
Bloomington Read Ctr FMS 16		Army Guard	Bloomington	4	64,037	4	64,037	11	11	14.4	142	4	1
* Chicago (Calumet Ave Armory)		Army Guard	Chicago	1	144,400	1	144,400	5	5	35.8	194	7	6
Chicago Jones Armory FMS 14		Army Guard	Chicago	1	299,772	1	299,772	6	6	74.0	446	7	6
Crestwood Armory FMS 02		Army Guard	Robbins	1	122,495	1	122,495	18	18	29.3	416	11	3
Danville Readiness Center		Army Guard	Danville	1	24,500	1	24,500	10	10	6.1	47	0	1
* Decatur AASF#1		Army Guard	Decatur	3	44,666	3	44,666	10	10	22.6	8	24	0
Decatur Readiness Ctr FMS 04		Army Guard	Decatur	3	45,192	3	45,192	12	12	12.1	240	12	2
E. St Louis Read Ctr FMS 15		Army Guard	East St Louis	5	66,359	5	66,359	7	7	14.9	132	6	2
Galva Armory		Army Guard	Galva	1	32,864	1	32,864	6	6	8.5	102	0	1
Joliet Armory FMS 12		Army Guard	Joliet	3	51,122	3	51,122	5	5	12.6	164	5	1
Kankakee (Cpt Stefanich JAFRC)		Army Guard	Kankakee	2	41,188	2	41,188	11	11	10.2	237	2	2
Machesney Park RC FMS 13		Army Guard	Machesney Park	3	55,422	3	55,422	12	12	14.2	363	8	0

\* Sites having assets that are Federally funded (e.g., owned, lease, licence, permit) and State-owned interest.

\*\* All Locations that do not meet criteria of at least five (5) Acres AND at least \$5M PRV.



## State/Territories Army National Guard Base Structure Report - As of 30 Sep 2006

SITE	BRAC 2005	COMPONENT	NAME NEAREST CITY	BUILDINGS				STATE OWNED ACRES	TOTAL ACRES	PRV (\$M)	MIL	CIV	OTHER
				STATE OWNED		TOTAL							
				COUNT	SQFT	COUNT	SQFT						
Macomb Armory FMS 21		Army Guard	Macomb	3	58,668	3	58,668	7	7	13.5	147	9	1
Marion Readiness Ctr FMS 18		Army Guard	Marion	3	51,160	3	51,160	11	11	13.0	211	7	1
* Marseilles (MTA Tng Area)		Army Guard	Marseilles	32	196,771	32	196,771	2,540	2,814	67.6	80	15	155
Mattoon Readiness Ctr/FMS 5		Army Guard	Mattoon	4	49,167	4	49,167	7	7	11.1	189	5	0
* N Riverside (NG Maint Center)		Army Guard	North Riverside	0	0	18	184,734	12	33	30.5	532	62	7
North Riverside Armory		Army Guard	North Riverside	1	79,753	1	79,753	10	10	20.1	0	0	0
Pontiac Armory		Army Guard	Pontiac	1	29,828	1	29,828	5	5	7.2	75	0	0
Quad Cities NG Armory FMS 19		Army Guard	Milan	3	60,644	3	60,644	25	25	14.5	329	6	0
Quincy (Gen Grimmer) FMS 20		Army Guard	Quincy	5	35,426	5	35,426	6	6	9.2	0	7	0
Sparta Rc Training Area		Army Guard	Sparta	1	25,047	1	25,047	2,653	2,653	9.1	161	0	0
Springfield (TS Cp Lincoln)		Army Guard	Springfield	31	382,067	31	382,067	160	160	84.7	1,286	258	95
Urbana Readiness Ctr FMS 17		Army Guard	Urbana	6	112,252	6	112,252	22	22	23.9	157	8	0
West Frankfort Readiness Ctr		Army Guard	West Frankfort	1	20,379	1	20,379	5	5	5.3	129	0	0
Woodstock Armory		Army Guard	Woodstock	1	23,400	1	23,400	13	13	6.3	79	0	0
<b>** OTHER SITE(S): 29</b>				<b>42</b>	<b>1,242,917</b>	<b>61</b>	<b>1,383,152</b>	<b>96</b>	<b>143</b>	<b>357.4</b>	<b>3,387</b>	<b>85</b>	<b>101</b>
<b>Illinois Total:</b>				<b>166</b>	<b>3,469,581</b>	<b>203</b>	<b>3,794,550</b>	<b>5,721</b>	<b>6,063</b>	<b>954.5</b>	<b>9,570</b>	<b>568</b>	<b>387</b>

### Indiana

Bedford (ARNG)		Army Guard	Bedford	4	22,265	4	22,265	5	5	5.2	157	4	1
Elkhart (ARNG)		Army Guard	Elkhart	10	31,873	10	31,873	8	8	6.9	196	7	1
Evansville (1998)		Army Guard	Evansville	3	174,762	3	174,762	20	20	33.7	544	6	3
Fort Wayne (ARNG)		Army Guard	Fort Wayne	6	64,215	6	64,215	21	21	12.5	528	7	2
Gary (ARNG)		Army Guard	Gary	9	51,248	9	51,248	15	15	9.8	315	12	1
Indianapolis 38 ID		Army Guard	Indianapolis	3	106,366	3	106,366	68	68	23.4	1,179	3	12
Indianapolis CSMS #1		Army Guard	Indianapolis	4	97,131	4	97,131	12	12	20.5	0	0	0
Jasper (ARNG)		Army Guard	Jasper	3	32,500	3	32,500	6	6	6.6	317	6	1
Lafayette (ARNG)	R	Army Guard	Lafayette	3	42,910	3	42,910	16	16	8.5	145	5	1
Logansport (ARNG)		Army Guard	Logansport	6	26,689	6	26,689	8	8	5.1	215	5	1
Muncie (ARNG)		Army Guard	Muncie	4	35,163	4	35,163	16	16	6.8	192	0	1
New Albany (ARNG)		Army Guard	New Albany	3	28,014	3	28,014	9	9	5.9	520	8	1
* Raytheon Inpls Intl Airport		Army Guard	Indianapolis	0	0	1	51,600	6	6	13.0	15	0	0
* Shelbyville (ARNG)		Army Guard	Shelbyville	4	88,065	5	101,565	58	58	29.3	763	0	4
South Bend (ARNG)		Army Guard	South Bend	4	60,871	4	60,871	16	16	11.6	230	0	2
Stout Field Indianapolis		Army Guard	Indianapolis	18	425,200	18	425,200	18	18	68.7	951	485	123

\* Sites having assets that are Federally funded (e.g., owned, lease, licence, permit) and State-owned interest.

\*\* All Locations that do not meet criteria of at least five (5) Acres AND at least \$5M PRV.

## State/Territories Army National Guard Base Structure Report - As of 30 Sep 2006

SITE	BRAC 2005	COMPONENT	NAME NEAREST CITY	BUILDINGS				STATE OWNED ACRES	TOTAL ACRES	PRV (\$M)	MIL	CIV	OTHER
				STATE OWNED		TOTAL							
				COUNT	SQFT	COUNT	SQFT						
<b>** OTHER SITE(S): 67</b>				124	1,104,240	511	2,434,658	450	33,589	707.4	6,570	180	6,784
<b>Indiana Total:</b>				<b>208</b>	<b>2,391,512</b>	<b>597</b>	<b>3,787,030</b>	<b>749</b>	<b>33,888</b>	<b>975.0</b>	<b>12,837</b>	<b>728</b>	<b>6,938</b>
<b><u>Iowa</u></b>													
Algona (ARNG)		Army Guard	Algona	4	29,282	4	29,282	12	12	5.1	94	0	0
* Boone (ARNG)		Army Guard	Boone	8	194,337	8	194,337	22	28	73.1	1,177	8	0
* Camp Dodge Johnston TS	R	Army Guard	Johnston	238	1,150,244	271	1,804,134	2,333	31,183	547.6	2,077	403	826
Cedar Rapids (ARNG)	C	Army Guard	Cedar Rapids	8	73,653	8	73,653	5	5	12.8	391	13	0
Centerville (ARNG)		Army Guard	Centerville	4	33,741	4	33,741	8	8	5.7	57	0	0
Chariton (ARNG)		Army Guard	Chariton	10	36,368	10	36,368	5	5	5.3	60	6	0
Clinton (ARNG)		Army Guard	Clinton	4	27,875	4	27,875	10	10	5.2	117	0	0
Council Bluffs (ARNG)		Army Guard	Council Bluffs	5	65,091	5	65,091	42	42	11.9	227	5	0
* Davenport AASF		Army Guard	Davenport	8	73,880	8	73,880	12	16	19.9	265	0	0
Dubuque (ARNG)		Army Guard	Dubuque	5	70,635	5	70,635	22	22	10.0	275	0	0
Estherville (ARNG)		Army Guard	Estherville	3	39,431	3	39,431	5	5	7.4	94	1	0
Fairfield Armory		Army Guard	Fairfield	3	46,747	3	46,747	5	5	8.0	82	2	0
Fort Dodge (ARNG)	C	Army Guard	Fort Dodge	7	72,749	7	72,749	7	7	11.3	158	5	0
Iowa City (ARNG)		Army Guard	Iowa City	3	27,452	3	27,452	5	5	5.5	346	9	0
Mason City (ARNG)		Army Guard	Mason City	9	58,340	9	58,340	13	13	9.5	118	6	0
Oskaloosa (ARNG)		Army Guard	Oskaloosa	3	36,052	3	36,052	10	10	6.0	60	1	0
Ottumwa (ARNG)		Army Guard	Ottumwa	3	36,536	3	36,536	5	5	5.2	129	0	0
Sheldon (ARNG)		Army Guard	Sheldon	4	35,480	4	35,480	6	6	5.0	118	1	0
Sioux City (ARNG)		Army Guard	Sioux City	6	58,804	6	58,804	11	11	8.8	237	7	1
Washington (ARNG)		Army Guard	Washington	3	32,498	3	32,498	6	6	5.0	100	0	0
* Waterloo Airport		Army Guard	Waterloo	9	51,252	9	51,252	5	7	7.9	240	2	0
<b>** OTHER SITE(S): 31</b>				91	645,219	93	664,051	150	290	119.9	2,219	71	2
<b>Iowa Total:</b>				<b>438</b>	<b>2,895,666</b>	<b>473</b>	<b>3,568,388</b>	<b>2,699</b>	<b>31,702</b>	<b>896.4</b>	<b>8,641</b>	<b>540</b>	<b>829</b>
<b><u>Kansas</u></b>													
Hutchinson Readiness Center		Army Guard	Hutchinson	3	47,147	3	47,147	7	7	8.9	57	9	1
JFHQ - Kansas		Army Guard	Topeka	27	272,737	27	272,737	79	79	47.0	558	217	83
* Kansas City Readiness Center		Army Guard	Kansas City	2	68,488	2	68,488	5	20	13.8	354	9	4
Lenexa Readiness Center		Army Guard	Lenexa	3	34,994	3	34,994	7	7	6.7	146	0	1
Olathe Readiness Center		Army Guard	Olathe	1	32,877	1	32,877	5	5	6.2	222	1	0

\* Sites having assets that are Federally funded (e.g., owned, lease, licence, permit) and State-owned interest.

\*\* All Locations that do not meet criteria of at least five (5) Acres AND at least \$5M PRV.

## State/Territories Army National Guard Base Structure Report - As of 30 Sep 2006

SITE	BRAC 2005	COMPONENT	NAME NEAREST CITY	BUILDINGS				STATE OWNED ACRES	TOTAL ACRES	PRV (\$M)	MIL	CIV	OTHER
				STATE OWNED		TOTAL							
				COUNT	SQFT	COUNT	SQFT						
* Salina KS Training Center		Army Guard	Salina	13	273,629	17	379,353	50	98	79.7	86	0	4
Wichita (S) Readiness Center		Army Guard	Wichita	2	27,149	2	27,149	6	6	5.2	374	6	0
<b>** OTHER SITE(S): 53</b>				79	796,607	116	1,054,009	130	3,727	216.2	3,960	158	52
<b>Kansas Total:</b>				<b>130</b>	<b>1,553,627</b>	<b>171</b>	<b>1,916,753</b>	<b>289</b>	<b>3,949</b>	<b>383.7</b>	<b>5,757</b>	<b>400</b>	<b>145</b>
<b><u>Kentucky</u></b>													
Bluegrass Station	R	Army Guard	Avon	6	22,672	6	22,672	780	780	11.6	39	11	0
Buechel Armory		Army Guard	Buechel	5	30,725	5	30,725	20	20	5.6	384	0	1
* Frankfort Boone NG Center		Army Guard	Frankfort	47	318,850	48	321,219	655	655	91.1	1,122	177	148
* Lexington Armory		Army Guard	Lexington	6	9,744	8	36,840	18	18	6.7	403	10	3
Louisville Armory		Army Guard	Louisville	9	55,422	9	55,422	12	12	9.6	363	12	2
Owensboro Armory		Army Guard	Owensboro	4	36,472	4	36,472	7	7	7.5	109	0	3
Springfield Armory		Army Guard	Springfield	3	32,402	3	32,402	7	7	6.1	0	0	0
W.H. Ford Regional Tng Ctr		Army Guard	Greenville	68	489,068	68	489,068	11,080	11,080	140.3	142	62	41
<b>** OTHER SITE(S): 58</b>				142	835,077	154	870,778	929	1,799	163.4	4,795	45	50
<b>Kentucky Total:</b>				<b>290</b>	<b>1,830,432</b>	<b>305</b>	<b>1,895,598</b>	<b>13,508</b>	<b>14,378</b>	<b>441.9</b>	<b>7,357</b>	<b>317</b>	<b>248</b>
<b><u>Louisiana</u></b>													
Abbeville (ARNG)		Army Guard	Abbeville	10	27,167	10	27,167	6	6	5.1	267	7	0
Alexandria (ARNG)		Army Guard	Alexandria	5	39,222	5	39,222	5	5	7.7	308	0	0
Beauregard Training Range		Army Guard	Pineville	65	45,619	65	45,619	12,888	12,888	15.3	0	0	0
Bossier City (ARNG)		Army Guard	Bossier City	9	42,706	9	42,706	10	10	9.0	168	4	0
Camp Cook		Army Guard	Ball	31	113,350	31	113,350	38	38	23.7	149	0	1
* Camp Minden Training Site		Army Guard	Minden	512	2,678,737	519	2,682,009	15,253	15,253	460.7	292	15	739
Camp Villere		Army Guard	Slidell	47	91,915	47	91,915	1,707	1,707	33.9	54	7	36
Carville Gillis Long Center		Army Guard	Carville	137	845,766	137	845,766	366	366	161.9	490	0	478
Jackson Bks	R	Army Guard	New Orleans	103	422,543	103	422,543	113	113	71.5	1,117	242	44
Jena Armory		Army Guard	Jena	8	30,571	8	30,571	10	10	6.9	125	7	0
Lafayette (ARNG)		Army Guard	Lafayette	11	62,459	11	62,459	6	6	12.3	345	8	0
Monroe (ARNG)		Army Guard	Monroe	8	41,155	8	41,155	10	10	8.5	81	8	0
Napoleonville (ARNG)		Army Guard	Napoleonville	3	25,322	3	25,322	5	5	5.2	0	0	0
Ruston (ARNG)		Army Guard	Ruston	7	105,347	7	105,347	16	16	20.4	242	9	0
Shreveport (ARNG)		Army Guard	Shreveport	11	63,853	11	63,853	5	5	11.2	194	9	0
* SMR Camp Beauregard		Army Guard	Pineville	282	826,918	282	826,918	728	728	155.5	935	220	596

\* Sites having assets that are Federally funded (e.g., owned, lease, licence, permit) and State-owned interest.

\*\* All Locations that do not meet criteria of at least five (5) Acres AND at least \$5M PRV.

## State/Territories Army National Guard Base Structure Report - As of 30 Sep 2006

SITE	BRAC 2005	COMPONENT	NAME NEAREST CITY	BUILDINGS				STATE OWNED ACRES	TOTAL ACRES	PRV (\$M)	MIL	CIV	OTHER
				STATE OWNED		TOTAL							
				COUNT	SQFT	COUNT	SQFT						
<b>** OTHER SITE(S): 54</b>				203	1,085,712	208	1,171,112	261	2,453	298.6	4,645	38	0
<b>Louisiana Total:</b>				<b>1,452</b>	<b>6,548,362</b>	<b>1,464</b>	<b>6,637,034</b>	<b>31,427</b>	<b>33,619</b>	<b>1,307.6</b>	<b>9,412</b>	<b>574</b>	<b>1,894</b>
<b>Maine</b>													
Augusta Armory		Army Guard	Augusta	1	67,686	1	67,686	5	5	13.9	211	1	4
Belfast Armory		Army Guard	Belfast	2	24,680	2	24,680	27	27	36.2	68	0	0
* Bog Brook Riley TS		Army Guard	West Bethel	10	6,126	27	23,684	10,172	10,220	11.1	6	0	0
Brewer Armory		Army Guard	Brewer	4	30,043	4	30,043	6	6	6.2	172	0	0
Camp Keyes TS		Army Guard	Augusta	40	278,448	40	278,448	38	38	58.4	303	96	92
Lewiston AFRC		Army Guard	Lewiston	6	31,947	6	31,947	6	6	6.2	179	1	0
Norway Armory		Army Guard	Norway	3	35,741	3	35,741	5	5	7.5	78	0	0
Portland Armory FMS		Army Guard	Portland	8	60,479	8	60,479	9	9	12.2	132	16	13
Presque Isle Armory		Army Guard	Presque Isle	3	26,876	3	26,876	6	6	5.2	51	0	2
Solman State Armory		Army Guard	Caribou	2	60,258	2	60,258	7	7	11.2	0	0	15
Waterville Armory		Army Guard	Waterville	4	40,086	4	40,086	5	5	8.5	64	0	19
<b>** OTHER SITE(S): 19</b>				48	167,448	91	500,868	871	713,308	180.7	1,388	143	71
<b>Maine Total:</b>				<b>131</b>	<b>829,817</b>	<b>191</b>	<b>1,180,795</b>	<b>11,157</b>	<b>723,641</b>	<b>357.3</b>	<b>2,652</b>	<b>257</b>	<b>216</b>
<b>Maryland</b>													
BG (MD) Louis G. Smith		Army Guard	Easton	1	22,154	1	22,154	12	12	5.2	0	0	0
BG (MD) Randolph Millholland		Army Guard	Hagerstown	3	38,269	3	38,269	25	25	8.2	78	9	0
BG Thomas B. Baker		Army Guard	Ellicott City	4	33,032	4	33,032	6	6	6.2	188	0	0
Cong Steny Hoyer Armory		Army Guard	Cheltenham	4	35,791	4	35,791	14	14	8.0	102	7	0
CPT Thomas Price		Army Guard	Cumberland	2	27,611	2	27,611	9	9	5.6	0	6	0
CSM Blair Lee Crockett		Army Guard	Salisbury	3	33,430	3	33,430	11	11	8.0	223	8	0
CSM Jerome M. Grollman		Army Guard	Dundalk	3	34,586	3	34,586	8	8	8.2	338	10	0
CW4 Melvin Sherr		Army Guard	Parkville	2	44,675	2	44,675	16	16	8.7	255	1	0
Havre de Grace Military Res		Army Guard	Havre de Grace	40	233,832	40	233,832	65	65	44.4	266	94	10
LTC (MD) E. Leslie Medford		Army Guard	Annapolis	2	41,833	2	41,833	6	6	8.8	204	0	1
MG (Brevet) John R. Kenly		Army Guard	Greenbelt	3	31,652	3	31,652	8	8	6.5	94	0	0
MG George M. Gelston		Army Guard	Silver Spring	3	27,078	3	27,078	14	14	6.6	131	7	0
MG Harry C. Ruhl		Army Guard	Towson	1	71,699	1	71,699	7	7	15.4	187	0	0
MTA Camp Fretterd		Army Guard	Reisterstown	57	392,822	57	392,822	592	592	94.5	579	24	104
MTA Gunpowder Military Reserva		Army Guard	Glen Arm	19	51,519	19	51,519	240	240	14.4	127	0	58

\* Sites having assets that are Federally funded (e.g., owned, lease, licence, permit) and State-owned interest.

\*\* All Locations that do not meet criteria of at least five (5) Acres AND at least \$5M PRV.

## State/Territories Army National Guard Base Structure Report - As of 30 Sep 2006

SITE	BRAC 2005	COMPONENT	NAME NEAREST CITY	BUILDINGS				STATE OWNED ACRES	TOTAL ACRES	PRV (\$M)	MIL	CIV	OTHER
				STATE OWNED		TOTAL							
				COUNT	SQFT	COUNT	SQFT						
Pikesville Mil Res		Army Guard	Pikesville	6	248,774	6	248,774	15	15	40.7	426	9	0
<b>** OTHER SITE(S): 23</b>				68	902,420	2,209	15,849,274	1,221	73,693	3,679.7	7,608	6,376	5,592
<b>Maryland Total:</b>				<b>221</b>	<b>2,271,177</b>	<b>2,362</b>	<b>17,218,031</b>	<b>2,268</b>	<b>74,740</b>	<b>3,969.1</b>	<b>10,806</b>	<b>6,551</b>	<b>5,765</b>
<b><u>Massachusetts</u></b>													
Ayer/Devens	C	Army Guard	Ayer	17	125,251	17	125,251	64	64	28.9	0	0	0
Brockton (ARNG)		Army Guard	Brockton	5	28,940	5	28,940	8	8	6.6	67	6	0
MTA Camp Curtis Guil		Army Guard	Reading	50	111,725	50	111,725	680	680	24.3	535	16	11
<b>** OTHER SITE(S): 50</b>				94	1,597,114	344	2,840,140	58	14,785	686.4	6,106	336	202
<b>Massachusetts Total:</b>				<b>166</b>	<b>1,863,030</b>	<b>416</b>	<b>3,106,056</b>	<b>811</b>	<b>15,537</b>	<b>746.2</b>	<b>6,708</b>	<b>358</b>	<b>213</b>
<b><u>Michigan</u></b>													
Bay City (ARNG)		Army Guard	Bay City	3	45,818	3	45,818	12	12	8.2	107	0	1
Big Rapids (ARNG)		Army Guard	Big Rapids	4	27,560	4	27,560	10	10	5.1	176	0	0
Detroit Light Guard		Army Guard	Detroit	5	118,353	5	118,353	8	8	22.1	651	9	3
Detroit Olympia		Army Guard	Detroit	3	47,191	3	47,191	10	10	11.6	217	0	0
Grand Ledge Hangar		Army Guard	Grand Ledge	1	26,304	1	26,304	29	29	12.8	0	36	1
Howell (ARNG)		Army Guard	Howell	3	35,834	3	35,834	6	6	8.4	120	0	0
Ishpeming (ARNG)		Army Guard	Ishpeming	7	38,691	7	38,691	8	8	7.8	185	20	1
Jackson (ARNG)		Army Guard	Jackson	5	117,021	5	117,021	32	32	23.9	302	1	1
Kalamazoo (ARNG)		Army Guard	Kalamazoo	6	32,418	6	32,418	43	43	5.9	189	0	1
Lansing Artillery		Army Guard	Lansing	7	51,199	7	51,199	27	27	8.8	235	0	1
Lansing CSMS		Army Guard	Lansing	8	56,261	8	56,261	18	18	13.3	0	0	3
Lansing Headquarters		Army Guard	Lansing	4	106,190	4	106,190	6	6	20.3	605	218	63
Lansing Headquarters Complex		Army Guard	Lansing	4	252,956	4	252,956	59	59	56.9	0	0	0
Lansing USPFO		Army Guard	Lansing	6	73,095	6	73,095	6	6	9.5	0	0	0
Manistee (ARNG)		Army Guard	Manistee	3	30,509	3	30,509	5	5	6.3	63	1	0
Marquette (ARNG)		Army Guard	Marquette	4	33,115	4	33,115	6	6	6.4	149	8	1
Midland (ARNG)		Army Guard	Midland	7	48,714	7	48,714	12	12	7.7	142	13	1
Montague (ARNG)		Army Guard	Montague	6	65,059	6	65,059	10	10	8.9	160	7	1
* MTC-H Camp Grayling		Army Guard	Grayling	390	1,599,598	390	1,599,598	146,750	146,808	537.4	524	123	94
Pontiac (ARNG)		Army Guard	Pontiac	3	26,717	3	26,717	10	10	5.9	182	0	1
Saginaw (ARNG)		Army Guard	Saginaw	2	29,779	2	29,779	6	6	6.6	80	0	0
Sault Ste Marie (ARNG)		Army Guard	Sault Ste Marie	6	49,956	6	49,956	9	9	7.3	183	11	1

\* Sites having assets that are Federally funded (e.g., owned, lease, licence, permit) and State-owned interest.

\*\* All Locations that do not meet criteria of at least five (5) Acres AND at least \$5M PRV.

## State/Territories Army National Guard Base Structure Report - As of 30 Sep 2006

SITE	BRAC 2005	COMPONENT	NAME NEAREST CITY	BUILDINGS				STATE OWNED ACRES	TOTAL ACRES	PRV (\$M)	MIL	CIV	OTHER
				STATE OWNED		TOTAL							
				COUNT	SQFT	COUNT	SQFT						
Sturgis (ARNG)		Army Guard	Sturgis	5	23,603	5	23,603	6	6	5.0	56	0	1
Taylor (ARNG)		Army Guard	Taylor	5	62,308	5	62,308	17	17	14.7	334	3	1
Wyoming (ARNG)		Army Guard	Wyoming	6	113,533	6	113,533	10	10	20.7	648	17	1
Ypsilanti (ARNG)		Army Guard	Ypsilanti	5	76,397	5	76,397	9	9	13.4	257	19	1
<b>** OTHER SITE(S): 37</b>				99	675,327	278	1,459,463	257	8,737	610.4	3,415	181	53
<b>Michigan Total:</b>				<b>607</b>	<b>3,863,506</b>	<b>786</b>	<b>4,647,642</b>	<b>147,380</b>	<b>155,918</b>	<b>1,465.3</b>	<b>8,980</b>	<b>667</b>	<b>231</b>
<b>Minnesota</b>													
Albert Lea NG Armory		Army Guard	Albert Lea	1	28,321	1	28,321	8	8	5.9	79	1	0
Austin NG Armory		Army Guard	Austin	2	23,460	2	23,460	5	5	5.1	127	0	0
Bloomington NG Armory		Army Guard	Bloomington	1	41,623	1	41,623	11	11	9.6	231	3	0
Brainerd NG Armory		Army Guard	Brainerd	1	39,112	1	39,112	9	9	9.0	215	0	0
Brooklyn Park NG Armory		Army Guard	Brooklyn Park	1	28,433	1	28,433	5	5	6.8	179	1	0
* Camp Ripley		Army Guard	Little Falls	1,347	2,625,733	1,347	2,625,733	52,758	53,639	810.0	1,346	230	367
Cottage Grove NG Armory		Army Guard	Cottage Grove	1	54,651	1	54,651	7	7	12.3	157	1	0
Detroit Lakes NG Armory OMS #5		Army Guard	Detroit Lakes	3	22,716	3	22,716	5	5	5.3	53	9	0
* Duluth NG Armory		Army Guard	Duluth	1	44,502	1	44,502	7	207	10.6	366	0	0
* Holman Field AASF		Army Guard	St. Paul	2	109,059	2	109,059	8	8	33.3	523	3	0
Inver Grove Hieghts Armory		Army Guard	Inver Grove Heights	1	42,477	1	42,477	5	5	9.9	325	0	0
Mankato NG Armory		Army Guard	Mankato	2	65,160	2	65,160	5	5	12.5	211	6	0
Minneapolis NG Armory		Army Guard	Minneapolis	1	37,013	1	37,013	6	6	9.0	245	1	0
* Montevideo NG Armory		Army Guard	Montevideo	1	40,689	1	40,689	4	44	9.3	4	0	0
Moorhead NG Armory		Army Guard	Moorhead	2	55,928	2	55,928	7	7	10.9	319	3	0
* Rochester NGA and OMS 2		Army Guard	Rochester	4	40,248	4	40,248	8	408	9.8	339	7	0
* Rosemount NG Armory		Army Guard	Rosemount	1	99,522	1	99,522	12	112	22.3	521	4	0
Rosemount NG Maint Facility		Army Guard	Rosemount	1	30,516	1	30,516	44	44	8.1	0	14	0
* Roseville NG Armory		Army Guard	Roseville	2	41,617	2	41,617	7	7	9.4	368	6	0
* St Cloud NG Armory		Army Guard	St. Cloud	1	40,373	1	40,373	7	57	9.7	493	5	0
<b>** OTHER SITE(S): 53</b>				69	938,880	129	1,114,718	162	3,144	247.4	3,833	368	0
<b>Minnesota Total:</b>				<b>1,445</b>	<b>4,450,033</b>	<b>1,505</b>	<b>4,625,871</b>	<b>53,090</b>	<b>57,743</b>	<b>1,266.2</b>	<b>9,934</b>	<b>662</b>	<b>367</b>

### Mississippi

Brookhaven (ARNG)		Army Guard	Brookhaven	4	36,935	4	36,935	15	15	7.0	0	7	0
* CTA Camp McCain		Army Guard	Elliott	0	0	105	369,299	6	12,887	112.2	240	65	73

\* Sites having assets that are Federally funded (e.g., owned, lease, licence, permit) and State-owned interest.

\*\* All Locations that do not meet criteria of at least five (5) Acres AND at least \$5M PRV.

## State/Territories Army National Guard Base Structure Report - As of 30 Sep 2006

SITE	BRAC 2005	COMPONENT	NAME NEAREST CITY	BUILDINGS				STATE OWNED ACRES	TOTAL ACRES	PRV (\$M)	MIL	CIV	OTHER
				STATE OWNED		TOTAL							
				COUNT	SQFT	COUNT	SQFT						
Jackson N.W. St.		Army Guard	Jackson	6	32,823	6	32,823	8	8	5.7	245	0	0
* MTA Camp Shelby		Army Guard	Hattiesburg	878	2,839,037	920	3,123,966	8,300	134,011	782.0	1,387	266	1,773
Oxford (ARNG)		Army Guard	Oxford	2	66,040	2	66,040	21	21	12.7	63	1	0
Tago		Army Guard	Jackson	6	93,520	6	93,520	10	10	16.3	464	323	82
Vicksburg Station		Army Guard	Vicksburg	4	45,067	4	45,067	10	10	8.5	119	0	0
<b>** OTHER SITE(S): 100</b>				<b>299</b>	<b>2,198,544</b>	<b>306</b>	<b>2,259,216</b>	<b>7</b>	<b>602</b>	<b>464.4</b>	<b>8,039</b>	<b>257</b>	<b>57</b>
<b>Mississippi Total:</b>				<b>1,199</b>	<b>5,311,966</b>	<b>1,353</b>	<b>6,026,866</b>	<b>8,377</b>	<b>147,563</b>	<b>1,408.9</b>	<b>10,557</b>	<b>919</b>	<b>1,985</b>

### Missouri

Columbia (ARNG)		Army Guard	Columbia	2	28,854	2	28,854	10	10	5.6	92	0	1
Dexter (New)		Army Guard	Dexter	2	27,808	2	27,808	10	10	5.7	0	0	0
Festus (ARNG)		Army Guard	Festus	4	39,755	4	39,755	40	40	9.3	0	8	1
Jefferson Bks St Louis	C	Army Guard	St Louis	11	222,450	11	222,450	35	35	43.2	472	24	36
Jefferson City (ARNG)		Army Guard	Jefferson City	2	47,209	2	47,209	15	15	9.6	89	8	0
Jefferson City AASF		Army Guard	Jefferson City	1	29,847	1	29,847	17	17	10.7	76	0	5
Joplin (ARNG)		Army Guard	Joplin	2	29,192	2	29,192	5	5	5.5	171	4	4
Lexington (ARNG)		Army Guard	Lexington	3	33,031	3	33,031	5	5	5.7	157	0	1
Macon (ARNG)		Army Guard	Macon	4	33,901	4	33,901	10	10	6.3	183	1	1
Macon TS		Army Guard	Macon	6	4,257	6	4,257	3,083	3,083	5.6	0	0	0
* MTA Camp Clark Nevada		Army Guard	Nevada	0	0	184	229,906	667	1,282	76.0	40	8	29
Poplar Bluff (ARNG)		Army Guard	Poplar Bluff	3	43,181	3	43,181	10	10	8.2	439	8	3
Springfield (ARNG)		Army Guard	Springfield	4	60,043	4	60,043	16	16	11.0	846	12	9
St Joseph		Army Guard	St. Joseph	4	36,290	4	36,290	5	5	7.0	41	8	1
TS Ike Skelton Jefferson City		Army Guard	Jefferson City	24	475,646	24	475,646	385	385	90.0	580	448	269
* TS Mark Twain Natl Forest Wapp		Army Guard	Wappapello	0	0	10	12,402	2,200	2,200	6.2	0	0	0
<b>** OTHER SITE(S): 59</b>				<b>132</b>	<b>1,259,336</b>	<b>207</b>	<b>1,588,685</b>	<b>896</b>	<b>5,337</b>	<b>354.6</b>	<b>3,770</b>	<b>224</b>	<b>167</b>
<b>Missouri Total:</b>				<b>204</b>	<b>2,370,800</b>	<b>473</b>	<b>2,942,457</b>	<b>7,409</b>	<b>12,465</b>	<b>660.0</b>	<b>6,956</b>	<b>753</b>	<b>527</b>

### Montana

Billings AFRC		Army Guard	Billings	3	133,506	3	133,506	16	16	31.6	342	0	0
Butte AFRC Annex		Army Guard	Butte	4	32,998	4	32,998	5	5	7.9	136	1	2
Chinook RC - FMS 07		Army Guard	Chinook	7	23,813	7	23,813	6	6	5.0	0	3	0
Culbertson RC - FMS 04		Army Guard	Culbertson	7	25,655	7	25,655	5	5	5.7	39	4	0
Havre Readiness Center		Army Guard	Havre	2	37,246	2	37,246	6	6	8.5	71	0	0

\* Sites having assets that are Federally funded (e.g., owned, lease, licence, permit) and State-owned interest.

\*\* All Locations that do not meet criteria of at least five (5) Acres AND at least \$5M PRV.

## State/Territories Army National Guard Base Structure Report - As of 30 Sep 2006

SITE	BRAC 2005	COMPONENT	NAME NEAREST CITY	BUILDINGS				STATE OWNED ACRES	TOTAL ACRES	PRV (\$M)	MIL	CIV	OTHER
				STATE OWNED		TOTAL							
				COUNT	SQFT	COUNT	SQFT						
Kalispell FMS 01-AFRC		Army Guard	Kalispell	6	68,306	6	68,306	20	20	16.3	247	4	2
Missoula Readiness Center	C	Army Guard	Missoula	2	28,203	2	28,203	5	5	7.3	194	0	2
* MTA Ft Wm Henry Harrison		Army Guard	Helena	0	0	111	721,056	0	6,366	180.8	704	306	163
<b>** OTHER SITE(S): 26</b>				47	335,361	72	683,590	83	23,726	219.9	1,207	14	170
<b>Montana Total:</b>				<b>78</b>	<b>685,088</b>	<b>214</b>	<b>1,754,373</b>	<b>146</b>	<b>30,155</b>	<b>483.1</b>	<b>2,940</b>	<b>332</b>	<b>339</b>
<b>Nebraska</b>													
Kearney RC/FMS 02	C	Army Guard	Kearney	5	61,217	5	61,217	29	29	10.7	136	12	0
Lincoln 1776 Armory		Army Guard	Lincoln	1	65,532	1	65,532	9	9	13.0	299	53	0
Lincoln Complex/FMS 01		Army Guard	Lincoln	17	130,251	17	130,251	14	14	22.6	172	116	33
Lincoln CSMS 31/USPFO		Army Guard	Lincoln	6	109,492	6	109,492	19	19	15.9	26	61	0
Norfolk FMS 07		Army Guard	Norfolk	3	26,718	3	26,718	14	14	6.3	14	0	0
Omaha Readiness Center		Army Guard	Omaha	4	62,026	4	62,026	6	6	10.2	172	0	1
<b>** OTHER SITE(S): 32</b>				68	580,997	269	1,372,467	144	5,913	300.7	3,208	114	74
<b>Nebraska Total:</b>				<b>104</b>	<b>1,036,233</b>	<b>305</b>	<b>1,827,703</b>	<b>234</b>	<b>6,003</b>	<b>379.4</b>	<b>4,027</b>	<b>356</b>	<b>108</b>
<b>Nevada</b>													
Fairview Complex		Army Guard	Carson City	10	159,075	10	159,075	29	29	40.2	258	226	138
Floyd Edsall Training Center		Army Guard	North Las Vegas	11	118,711	11	118,711	3,984	3,984	32.8	797	16	30
Harry Reid Training Center		Army Guard	Reno	14	154,227	14	154,227	48	48	67.3	345	0	28
Henderson Complex		Army Guard	Henderson	7	31,671	7	31,671	35	35	8.3	308	0	1
<b>** OTHER SITE(S): 12</b>				44	179,831	48	197,876	70	470	51.6	376	2	7
<b>Nevada Total:</b>				<b>86</b>	<b>643,515</b>	<b>90</b>	<b>661,560</b>	<b>4,166</b>	<b>4,565</b>	<b>200.2</b>	<b>2,084</b>	<b>244</b>	<b>204</b>
<b>New Hampshire</b>													
Hillsborough Readiness Center		Army Guard	Hillsborough Center	3	18,243	3	18,243	10	10	17.3	74	7	1
Littleton Readiness Center		Army Guard	Littleton	5	31,214	5	31,214	20	20	6.0	48	5	1
Manchester Readiness Center		Army Guard	Manchester	3	109,275	3	109,275	8	8	65.0	285	9	3
Nashua Readiness Center		Army Guard	Nashua	2	23,082	2	23,082	7	7	5.1	230	0	1
NH NG Training Site		Army Guard	Center Strafford	11	59,580	11	59,580	105	105	18.6	48	5	3
<b>** OTHER SITE(S): 19</b>				49	610,239	52	637,116	111	274	139.6	1,545	169	70
<b>New Hampshire Total:</b>				<b>73</b>	<b>851,633</b>	<b>76</b>	<b>878,510</b>	<b>260</b>	<b>424</b>	<b>251.7</b>	<b>2,230</b>	<b>195</b>	<b>79</b>

\* Sites having assets that are Federally funded (e.g., owned, lease, licence, permit) and State-owned interest.

\*\* All Locations that do not meet criteria of at least five (5) Acres AND at least \$5M PRV.



## State/Territories Army National Guard Base Structure Report - As of 30 Sep 2006

SITE	BRAC 2005	COMPONENT	NAME NEAREST CITY	BUILDINGS				STATE OWNED ACRES	TOTAL ACRES	PRV (\$M)	MIL	CIV	OTHER
				STATE OWNED		TOTAL							
				COUNT	SQFT	COUNT	SQFT						
<b>New Jersey</b>													
Bordentown 206		Army Guard	Bordentown	3	27,351	3	27,351	10	10	6.6	91	47	10
Bordentown CSMS		Army Guard	Bordentown	5	39,372	5	39,372	15	15	9.6	0	0	2
Cape May (ARNG)		Army Guard	Cape May	5	28,950	5	28,950	21	21	7.3	128	5	3
Cherry Hill (ARNG)		Army Guard	Cherry Hill	3	41,696	3	41,696	9	9	10.6	343	8	2
Flemington (ARNG)		Army Guard	Flemington	3	25,573	3	25,573	13	13	5.3	93	2	1
Hackettstown (ARNG)		Army Guard	Hackettstown	3	26,999	3	26,999	16	16	5.6	65	0	2
Lawrenceville (ARNG)		Army Guard	Lawrenceville	14	305,610	14	305,610	75	75	56.9	186	9	22
Morristown (ARNG)		Army Guard	Morristown	5	82,844	5	82,844	43	43	26.9	448	9	3
Riverdale (ARNG)		Army Guard	Riverdale	5	44,197	5	44,197	7	7	10.9	2	7	2
Sea Girt NJ NGTC		Army Guard	Sea Girt	51	300,212	51	300,212	167	167	77.9	331	13	0
Somerset (ARNG)		Army Guard	Somerset	4	57,027	4	57,027	20	20	14.1	153	12	4
Teaneck (ARNG)		Army Guard	Teaneck	5	171,913	5	171,913	14	14	39.4	226	12	4
Toms River (ARNG)		Army Guard	Toms River	6	32,194	6	32,194	32	32	7.7	210	3	2
Vineland (ARNG)		Army Guard	Vineland	5	48,926	5	48,926	45	45	10.6	268	5	2
Washington (ARNG)		Army Guard	Washington	2	37,482	2	37,482	17	17	8.8	355	1	4
West Orange (ARNG)		Army Guard	West Orange	8	131,921	8	131,921	21	21	32.6	240	44	12
Westfield (ARNG)		Army Guard	Westfield	5	76,026	5	76,026	13	13	18.4	276	8	2
<b>** OTHER SITE(S): 22</b>				<b>45</b>	<b>692,387</b>	<b>51</b>	<b>876,184</b>	<b>135</b>	<b>207</b>	<b>218.8</b>	<b>2,670</b>	<b>92</b>	<b>161</b>
<b>New Jersey Total:</b>				<b>177</b>	<b>2,170,680</b>	<b>183</b>	<b>2,354,477</b>	<b>672</b>	<b>744</b>	<b>567.9</b>	<b>6,085</b>	<b>277</b>	<b>238</b>
<b>New Mexico</b>													
* Albuquerque (ARNG)		Army Guard	Albuquerque	5	44,640	5	44,640	17	17	9.5	418	8	62
Belen (ARNG)		Army Guard	Belen	1	29,205	1	29,205	11	11	5.9	212	0	0
Clovis (ARNG)		Army Guard	Clovis	4	35,571	4	35,571	12	12	7.2	119	6	0
Farmington (ARNG)		Army Guard	Farmington	2	31,023	2	31,023	9	9	5.3	92	0	9
Las Cruces (ARNG)		Army Guard	Las Cruces	3	52,969	3	52,969	43	43	10.8	364	11	34
Ocate Complex TS		Army Guard	Santa Fe	14	301,490	14	301,490	313	313	57.4	800	263	140
Portales (ARNG)		Army Guard	Portales	1	24,100	1	24,100	42	42	5.2	0	0	0
Rio Rancho TS		Army Guard	Rio Rancho	14	112,938	14	112,938	120	120	20.6	399	10	2
Springer (ARNG)		Army Guard	Springer	3	30,479	3	30,479	40	40	6.2	49	5	0
Taos (ARNG)		Army Guard	Taos	1	27,300	1	27,300	10	10	8.0	72	0	2
TS Camp Luna		Army Guard	Las Vegas	1	27,300	1	27,300	133	133	6.2	100	0	3

\* Sites having assets that are Federally funded (e.g., owned, lease, licence, permit) and State-owned interest.

\*\* All Locations that do not meet criteria of at least five (5) Acres AND at least \$5M PRV.

## State/Territories Army National Guard Base Structure Report - As of 30 Sep 2006

SITE	BRAC 2005	COMPONENT	NAME NEAREST CITY	BUILDINGS				STATE OWNED ACRES	TOTAL ACRES	PRV (\$M)	MIL	CIV	OTHER
				STATE OWNED		TOTAL							
				COUNT	SQFT	COUNT	SQFT						
<b>** OTHER SITE(S): 27</b>				39	673,691	60	722,443	368	17,432	148.0	940	11	329
<b>New Mexico Total:</b>				<b>88</b>	<b>1,390,706</b>	<b>109</b>	<b>1,439,458</b>	<b>1,118</b>	<b>18,183</b>	<b>290.2</b>	<b>3,565</b>	<b>314</b>	<b>581</b>
<b><u>New York</u></b>													
Albany AASF 3		Army Guard	Latham	2	35,270	2	35,270	22	22	14.2	0	0	0
Auburn RC OMS 4		Army Guard	Auburn	3	31,083	3	31,083	13	13	8.3	168	5	3
Camp Smith Csms A		Army Guard	Camp Smith Army Nat Gr	83	567,102	83	567,102	1,614	1,614	112.4	238	68	57
Carthage Readiness Center		Army Guard	Carthage	2	23,972	2	23,972	6	6	5.1	0	0	0
DMNA HQ OMS19		Army Guard	Latham	2	162,735	2	162,735	42	42	36.9	745	305	159
Geneseo RC OMS 3		Army Guard	Geneseo	2	52,629	2	52,629	18	18	11.3	80	5	0
Horseheads Readiness Center		Army Guard	Horseheads	1	35,148	1	35,148	14	14	6.8	161	0	1
Ithaca Readiness Center		Army Guard	Ithaca	1	26,965	1	26,965	8	8	6.2	79	0	0
Kingston RC OMS 7		Army Guard	Kingston	3	78,566	3	78,566	19	19	18.5	232	7	3
Leeds Readiness Center		Army Guard	Leeds	1	23,144	1	23,144	94	94	8.3	51	0	1
Masten Ave RC OMS 1		Army Guard	Buffalo	6	299,567	6	299,567	10	10	67.0	751	21	3
Newburgh Readiness Center	C	Army Guard	Newburgh	2	80,379	2	80,379	12	12	16.2	271	1	2
Orangeburg Readiness Center		Army Guard	Orangeburg	1	25,747	1	25,747	14	14	5.2	109	0	0
Peekskill Readiness Center		Army Guard	Peekskill	4	96,314	4	96,314	22	22	18.1	0	0	0
Riverhead Readiness Center	C	Army Guard	Riverhead	2	32,221	2	32,221	6	6	6.7	27	0	0
Rochester Culver Rd Readiness		Army Guard	Rochester	4	96,961	4	96,961	11	11	19.2	100	0	0
* Rochester RC OMS 11		Army Guard	Rochester	5	133,672	5	133,672	25	25	36.3	571	10	0
Saranac Lake Readiness Center		Army Guard	Saranac Lake	1	20,784	1	20,784	29	29	5.3	29	0	0
Staten Island RC OMS 14		Army Guard	Staten Island	4	60,598	4	60,598	20	20	13.2	79	6	0
Troy Glenmore Road RC OMS 17		Army Guard	Troy	3	79,233	3	79,233	13	13	16.1	523	13	0
Utica Readiness Center OMS 6		Army Guard	Utica	5	106,925	5	106,925	20	20	21.3	330	16	0
Valhalla RC OMS 8		Army Guard	Mount Pleasant	2	61,793	2	61,793	8	8	13.0	39	13	0
<b>** OTHER SITE(S): 50</b>				81	2,746,541	143	3,137,809	484	1,433	712.6	5,276	141	59
<b>New York Total:</b>				<b>220</b>	<b>4,877,349</b>	<b>282</b>	<b>5,268,617</b>	<b>2,524</b>	<b>3,473</b>	<b>1,178.2</b>	<b>9,859</b>	<b>611</b>	<b>288</b>
<b><u>North Carolina</u></b>													
Charlotte Consolidated Site		Army Guard	Charlotte	6	100,848	6	100,848	10	10	17.0	370	25	44
Clinton Armory		Army Guard	Clinton	2	33,981	2	33,981	20	20	5.5	176	4	0
Fayetteville (ARNG)		Army Guard	Fayetteville	2	30,922	2	30,922	44	44	5.2	202	6	0

\* Sites having assets that are Federally funded (e.g., owned, lease, licence, permit) and State-owned interest.

\*\* All Locations that do not meet criteria of at least five (5) Acres AND at least \$5M PRV.

## State/Territories Army National Guard Base Structure Report - As of 30 Sep 2006

SITE	BRAC 2005	COMPONENT	NAME NEAREST CITY	BUILDINGS				STATE OWNED ACRES	TOTAL ACRES	PRV (\$M)	MIL	CIV	OTHER
				STATE OWNED		TOTAL							
				COUNT	SQFT	COUNT	SQFT						
Goldsboro Armory		Army Guard	Goldsboro	4	37,613	4	37,613	9	9	6.7	377	9	0
Greensboro (ARNG)		Army Guard	Greensboro	6	39,108	6	39,108	14	14	6.7	231	9	0
High Point (ARNG)		Army Guard	High Point	7	32,295	7	32,295	9	9	5.7	137	8	0
Morrisville (ARNG)		Army Guard	Morrisville	7	175,231	7	175,231	35	35	51.8	670	86	5
MTA Camp Butner		Army Guard	Butner	86	63,698	86	63,698	4,800	4,800	13.0	20	0	52
Raleigh (ARNG)		Army Guard	Raleigh	16	177,066	16	177,066	69	69	24.5	447	390	63
<b>** OTHER SITE(S): 92</b>				170	1,512,917	190	1,599,181	728	786	257.7	7,500	122	5
<b>North Carolina Total:</b>				<b>306</b>	<b>2,203,679</b>	<b>326</b>	<b>2,289,943</b>	<b>5,738</b>	<b>5,796</b>	<b>393.8</b>	<b>10,130</b>	<b>659</b>	<b>169</b>
<b>North Dakota</b>													
Bismarck Fraine Barracks		Army Guard	Bismarck	10	103,814	10	103,814	21	21	21.1	0	47	91
Bismarck RJB Complex		Army Guard	Bismarck	7	214,197	7	214,197	89	89	44.8	819	187	6
* Camp Grafton		Army Guard	Devils Lake	397	731,317	397	731,317	10,677	12,923	183.2	452	65	57
Fargo AFRC		Army Guard	Fargo	1	117,271	1	117,271	19	19	27.8	384	0	3
Grand Forks Complex		Army Guard	Grand Forks	3	41,462	3	41,462	25	25	9.8	0	10	0
Wahpeton AFRC		Army Guard	Wahpeton	2	91,887	2	91,887	18	18	17.8	226	0	3
<b>** OTHER SITE(S): 36</b>				46	179,472	69	701,768	1,074	1,185	157.7	1,867	33	16
<b>North Dakota Total:</b>				<b>466</b>	<b>1,479,420</b>	<b>489</b>	<b>2,001,716</b>	<b>11,923</b>	<b>14,279</b>	<b>462.1</b>	<b>3,748</b>	<b>342</b>	<b>176</b>
<b>Ohio</b>													
Beightler Armory		Army Guard	Columbus	2	137,999	2	137,999	51	51	25.5	0	0	0
Camp Perry Tng Site (CTC)		Army Guard	Port Clinton	489	581,797	489	581,797	640	640	134.7	209	27	147
Cincinnati RR		Army Guard	Cincinnati	2	41,508	2	41,508	6	6	7.8	281	2	1
Cincinnati SB		Army Guard	Cincinnati	2	30,468	2	30,468	8	8	6.0	0	0	1
Cleveland		Army Guard	Brook Park	2	30,347	2	30,347	5	5	6.2	137	9	1
Cleveland (ARNG)		Army Guard	Cleveland	3	46,145	3	46,145	14	14	8.9	304	6	1
Columbus (Howey)	C	Army Guard	Columbus	2	36,145	2	36,145	9	9	6.8	215	16	1
Greensburg (N.Canton)		Army Guard	North Canton	4	144,984	4	144,984	42	42	43.1	499	47	2
Hamilton (ARNG)		Army Guard	Hamilton	3	47,629	3	47,629	10	10	8.2	234	11	1
Kettering (ARNG)		Army Guard	Kettering	2	35,962	2	35,962	10	10	8.0	174	9	0
Mansfield (ARNG)	C	Army Guard	Mansfield	2	29,079	2	29,079	5	5	5.4	103	7	46
Marion (ARNG)		Army Guard	Marion	1	20,000	1	20,000	32	32	5.5	93	0	1
Medina (ARNG)		Army Guard	Medina	2	51,200	2	51,200	16	16	7.3	120	0	1
Middletown (ARNG)		Army Guard	Middletown	2	34,367	2	34,367	5	5	6.4	171	0	2

\* Sites having assets that are Federally funded (e.g., owned, lease, licence, permit) and State-owned interest.

\*\* All Locations that do not meet criteria of at least five (5) Acres AND at least \$5M PRV.

## State/Territories Army National Guard Base Structure Report - As of 30 Sep 2006

SITE	BRAC 2005	COMPONENT	NAME NEAREST CITY	BUILDINGS				STATE OWNED ACRES	TOTAL ACRES	PRV (\$M)	MIL	CIV	OTHER
				STATE OWNED		TOTAL							
				COUNT	SQFT	COUNT	SQFT						
Newark (ARNG)	C	Army Guard	Newark	6	148,221	6	148,221	23	23	22.6	263	133	3
Stow (ARNG)		Army Guard	Stow	2	48,066	2	48,066	8	8	9.5	371	11	1
Walbridge (ARNG)		Army Guard	Walbridge	2	93,312	2	93,312	16	16	17.6	450	15	1
Youngstown (Austin Town)		Army Guard	Youngstown	2	28,756	2	28,756	15	15	5.4	414	8	1
<b>** OTHER SITE(S): 53</b>				63	832,116	1,060	4,948,816	277	38,924	1,149.2	6,218	328	180
<b>Ohio Total:</b>				<b>593</b>	<b>2,418,101</b>	<b>1,590</b>	<b>6,534,801</b>	<b>1,192</b>	<b>39,839</b>	<b>1,484.2</b>	<b>10,256</b>	<b>629</b>	<b>391</b>
<b>Oklahoma</b>													
23rd St. Readiness Center	C	Army Guard	Oklahoma City	2	81,667	2	81,667	6	6	14.4	531	11	2
Ardmore Readiness Center		Army Guard	Ardmore	5	36,575	5	36,575	8	8	7.0	164	1	0
Edmond Readiness Center	C	Army Guard	Edmond	1	25,498	1	25,498	10	10	5.0	195	0	0
Enid Readiness Center	C	Army Guard	Enid	1	43,173	1	43,173	6	6	8.2	222	7	1
Lexington AASF No 1		Army Guard	Lexington	12	87,913	12	87,913	308	308	35.4	280	5	9
McAlester Readiness Center	C	Army Guard	McAlester	7	29,643	7	29,643	7	7	5.2	161	0	0
Norman CSMS	R	Army Guard	Norman	7	101,301	7	101,301	101	101	18.0	0	58	1
Oklahoma Military Department		Army Guard	Oklahoma City	11	191,052	11	191,052	58	58	31.1	493	271	69
Pryor Readiness Center	C	Army Guard	Pryor	17	131,557	17	131,557	617	617	22.4	39	0	129
Sand Springs AFRC		Army Guard	Tulsa	3	124,871	3	124,871	15	15	24.4	749	11	5
Tulsa AASF No 2		Army Guard	Tulsa	3	52,030	3	52,030	33	33	27.8	0	0	0
Tulsa Mingo Valley Readiness C		Army Guard	Tulsa	2	41,197	2	41,197	7	7	6.8	632	30	7
<b>** OTHER SITE(S): 90</b>				119	1,219,285	299	1,927,061	361	33,430	456.4	5,061	53	106
<b>Oklahoma Total:</b>				<b>190</b>	<b>2,165,761</b>	<b>370</b>	<b>2,873,538</b>	<b>1,537</b>	<b>34,606</b>	<b>662.2</b>	<b>8,527</b>	<b>447</b>	<b>329</b>
<b>Oregon</b>													
Anderson Readiness Center		Army Guard	Salem	5	121,473	5	121,473	14	14	29.1	314	2	112
Ashland Armory		Army Guard	Ashland	1	22,730	1	22,730	5	5	5.4	178	0	1
* Biak Training Center		Army Guard	Redmond	13	24,752	16	52,946	36	31,446	20.8	0	20	2
Bill Healey Armory		Army Guard	Bend	3	40,557	3	40,557	6	6	9.4	204	0	5
Camp Withycombe Clackamas	R	Army Guard	Clackamas	55	383,893	55	383,893	234	234	71.5	589	115	152
Central Oregon Readiness Ctr		Army Guard	Prineville	2	30,075	2	30,075	39	39	6.5	131	0	0
Coos Bay Armory		Army Guard	Coos Bay	6	25,343	6	25,343	5	5	5.4	86	0	1
Hermiston Armory		Army Guard	Hermiston	6	24,224	6	24,224	7	7	5.6	104	0	4
JFHQ Owen Summers Bldg		Army Guard	Salem	1	85,682	1	85,682	14	14	19.3	388	173	85
Kliever Memorial Armory		Army Guard	Portland	12	98,808	12	98,808	14	14	20.2	285	17	1

\* Sites having assets that are Federally funded (e.g., owned, lease, licence, permit) and State-owned interest.

\*\* All Locations that do not meet criteria of at least five (5) Acres AND at least \$5M PRV.

## State/Territories Army National Guard Base Structure Report - As of 30 Sep 2006

SITE	BRAC 2005	COMPONENT	NAME NEAREST CITY	BUILDINGS				STATE OWNED ACRES	TOTAL ACRES	PRV (\$M)	MIL	CIV	OTHER
				STATE OWNED		TOTAL							
				COUNT	SQFT	COUNT	SQFT						
Lagrande Armory		Army Guard	La Grande	3	42,441	3	42,441	7	7	9.8	219	0	4
Lane County AFRC/Fms		Army Guard	Springfield	4	24,731	4	24,731	22	22	6.8	0	5	0
Maison Armory	C	Army Guard	Tigard	8	41,730	8	41,730	7	7	9.2	221	6	1
* McNary Field Salem AASF		Army Guard	Salem	8	86,288	8	86,288	19	78	56.8	284	36	13
Medford Armory FMS		Army Guard	Medford	6	48,345	6	48,345	6	6	10.2	236	7	4
* MTA Camp Rilea		Army Guard	Warrenton	117	445,096	118	445,107	1,886	281,731	124.4	172	24	127
Orang Regional Trng Institute		Army Guard	Monmouth	2	65,251	2	65,251	5	5	13.7	101	1	2
Richard A Miller Armory		Army Guard	Forest Grove	7	39,877	7	39,877	5	5	8.9	200	0	2
Salem Armory		Army Guard	Salem	6	58,367	6	58,367	7	7	11.1	138	0	7
Salem FMS		Army Guard	Salem	8	31,245	8	31,245	7	7	6.8	0	13	0
<b>** OTHER SITE(S): 37</b>				<b>100</b>	<b>666,699</b>	<b>129</b>	<b>804,464</b>	<b>102</b>	<b>7,600</b>	<b>177.8</b>	<b>2,655</b>	<b>11</b>	<b>298</b>
<b>Oregon Total:</b>				<b>373</b>	<b>2,407,607</b>	<b>406</b>	<b>2,573,577</b>	<b>2,446</b>	<b>321,258</b>	<b>628.6</b>	<b>6,505</b>	<b>430</b>	<b>821</b>

### Pennsylvania

Altoona (ARNG)		Army Guard	Altoona	5	39,000	5	39,000	10	10	7.7	169	3	1
Beaver Falls (ARNG)		Army Guard	Beaver Falls	2	30,627	2	30,627	10	10	6.8	319	1	1
Butler (ARNG)		Army Guard	Butler	2	37,595	2	37,595	10	10	8.1	328	3	3
Clearfield (ARNG)		Army Guard	Clearfield	2	52,800	2	52,800	27	27	12.2	175	3	1
Connellsville Petersburg Rd		Army Guard	Connellsville	1	23,128	1	23,128	15	15	5.2	0	0	0
Ford City Readiness Center		Army Guard	Ford City	1	24,382	1	24,382	10	10	5.6	70	0	1
* Fort Indiantown Gap Area 0		Army Guard	Annville	1	77,635	1	77,635	10	10	15.3	0	0	0
Harrisburg (ARNG)		Army Guard	Harrisburg	13	131,897	13	131,897	32	32	24.0	763	43	10
Honesdale (ARNG)		Army Guard	Honesdale	3	23,571	3	23,571	10	10	5.2	135	0	1
Indiana (ARNG)		Army Guard	Indiana	1	26,365	1	26,365	14	14	6.0	135	0	1
Johnstown Airport		Army Guard	Johnstown	3	66,550	3	66,550	8	8	13.0	750	16	4
Johnstown FMS#33		Army Guard	Johnstown	1	23,558	1	23,558	10	10	5.4	0	0	1
Johnstown Walters		Army Guard	Johnstown	4	39,181	4	39,181	15	15	7.3	484	9	1
Latrobe/Torrance		Army Guard	Latrobe	2	41,209	2	41,209	14	14	9.2	182	0	1
Lehighton (ARNG)		Army Guard	Lehighton	7	27,929	7	27,929	5	5	6.4	54	3	1
Lewisburg (ARNG)	C	Army Guard	Lewisburg	4	35,216	4	35,216	13	13	8.2	308	2	7
Lewistown (ARNG)		Army Guard	Lewistown	4	25,742	4	25,742	23	23	5.8	124	8	2
Lock Haven (ARNG)		Army Guard	Lock Haven	6	46,827	6	46,827	49	49	9.8	360	14	2
Mansfield/Wellsboro		Army Guard	Wellsboro	1	25,499	1	25,499	12	12	24.8	0	0	0
Mt Pleasant		Army Guard	Mount Pleasant	1	37,930	1	37,930	11	11	8.7	173	0	4

\* Sites having assets that are Federally funded (e.g., owned, lease, licence, permit) and State-owned interest.

\*\* All Locations that do not meet criteria of at least five (5) Acres AND at least \$5M PRV.

## State/Territories Army National Guard Base Structure Report - As of 30 Sep 2006

SITE	BRAC 2005	COMPONENT	NAME NEAREST CITY	BUILDINGS				STATE OWNED ACRES	TOTAL ACRES	PRV (\$M)	MIL	CIV	OTHER
				STATE OWNED		TOTAL							
				COUNT	SQFT	COUNT	SQFT						
New Castle (ARNG)		Army Guard	New Castle	3	25,853	3	25,853	7	7	5.6	172	15	1
New Milford (ARNG)		Army Guard	New Milford	1	25,614	1	25,614	19	19	5.7	0	0	0
Philadelphia Southampton		Army Guard	Philadelphia	5	150,045	5	150,045	11	11	37.1	1,090	10	5
Phoenixville (ARNG)		Army Guard	Phoenixville	6	30,203	6	30,203	11	11	6.3	118	6	1
Pittsburgh Crane Armory		Army Guard	Pittsburgh	3	32,559	3	32,559	10	10	5.6	376	7	1
Plymouth Meeting (ARNG)		Army Guard	Plymouth Meeting	3	51,335	3	51,335	20	20	9.9	190	6	1
Punxsutawney (ARNG)		Army Guard	Punxsutawney	4	33,014	4	33,014	19	19	6.1	61	0	1
Reading (ARNG)		Army Guard	Reading	3	24,007	3	24,007	17	17	5.3	116	0	1
Scranton/Taylor NE Reg Mnt Ctr		Army Guard	Taylor	3	27,467	3	27,467	10	10	6.7	0	13	1
Spring City Readiness Center		Army Guard	Spring City	2	34,470	2	34,470	57	57	7.8	241	3	1
Washington (ARNG)		Army Guard	Washington	1	45,774	1	45,774	11	11	9.9	231	2	3
Wilkes Barre/ Kingston		Army Guard	Wilkes Barre	5	102,666	5	102,666	13	13	22.3	411	14	2
Williamsport (ARNG)	C	Army Guard	Williamsport	5	44,502	5	44,502	16	16	10.1	198	6	2
<b>** OTHER SITE(S): 83</b>				146	1,272,900	883	4,819,576	889	18,158	1,141.0	10,777	990	897
<b>Pennsylvania Total:</b>				<b>254</b>	<b>2,737,051</b>	<b>991</b>	<b>6,283,726</b>	<b>1,415</b>	<b>18,685</b>	<b>1,473.9</b>	<b>18,510</b>	<b>1,177</b>	<b>959</b>
<b><u>Puerto Rico</u></b>													
Arecibo Readiness Center		Army Guard	Arecibo	2	25,237	2	25,237	7	7	7.2	182	1	0
Arroyo Readiness Center		Army Guard	Arroyo	2	30,697	2	30,697	5	5	8.6	108	0	0
Cayey Readiness Center		Army Guard	Cayey	3	26,084	3	26,084	5	5	7.1	276	1	0
Coamo Readiness Center		Army Guard	Coamo	1	20,771	1	20,771	5	5	5.8	131	1	0
Gurabo Readiness Center		Army Guard	Gurabo	4	26,002	4	26,002	13	13	7.3	324	1	0
Hangar 21 Readiness Center		Army Guard	San Juan	2	77,912	2	77,912	23	23	22.9	588	6	0
Hato Rey Readiness Center		Army Guard	Hato Rey	8	56,429	8	56,429	11	11	16.2	1,077	3	0
Juana Diaz Readiness Center		Army Guard	P.O. Box 1412	1	22,745	1	22,745	19	19	6.5	0	0	0
Mayaguez Readiness Center	C	Army Guard	Mayaguez	3	36,621	3	36,621	6	6	10.1	281	7	0
Peñuelas Readiness Center		Army Guard	Penuelas	3	19,235	3	19,235	5	5	5.7	103	0	0
Toa Baja Readiness Center		Army Guard	Sabana Seca, Toa Baja	2	30,797	2	30,797	5	5	8.6	173	0	16
Vega Baja Readiness Center		Army Guard	Vega Baja	5	56,137	5	56,137	15	15	15.8	159	1	0
<b>** OTHER SITE(S): 19</b>				30	288,956	492	1,512,631	68	12,793	537.0	4,446	353	216
<b>Puerto Rico Total:</b>				<b>66</b>	<b>717,623</b>	<b>528</b>	<b>1,941,298</b>	<b>187</b>	<b>12,912</b>	<b>658.9</b>	<b>7,848</b>	<b>374</b>	<b>232</b>
<b><u>Rhode Island</u></b>													
CSMS Smithfield		Army Guard	Smithfield	3	23,034	3	23,034	13	13	5.5	17	36	2

\* Sites having assets that are Federally funded (e.g., owned, lease, licence, permit) and State-owned interest.

\*\* All Locations that do not meet criteria of at least five (5) Acres AND at least \$5M PRV.

## State/Territories Army National Guard Base Structure Report - As of 30 Sep 2006

SITE	BRAC 2005	COMPONENT	NAME NEAREST CITY	BUILDINGS				STATE OWNED ACRES	TOTAL ACRES	PRV (\$M)	MIL	CIV	OTHER
				STATE OWNED		TOTAL							
				COUNT	SQFT	COUNT	SQFT						
North Scituate (ARNG)		Army Guard	North Scituate	3	46,488	3	46,488	5	5	5.7	0	0	0
TS Camp Varnum		Army Guard	Narragansett	31	45,589	31	45,589	34	34	12.0	49	2	0
<b>** OTHER SITE(S): 16</b>				19	385,602	69	622,979	16	417	178.6	2,755	206	170
<b>Rhode Island Total:</b>				<b>56</b>	<b>500,713</b>	<b>106</b>	<b>738,090</b>	<b>67</b>	<b>468</b>	<b>201.7</b>	<b>2,821</b>	<b>244</b>	<b>172</b>
<b><u>South Carolina</u></b>													
Anderson Armory and OMS 1		Army Guard	Anderson	17	35,398	17	35,398	10	10	5.8	151	13	2
Columbia Armory		Army Guard	Columbia	24	242,278	24	242,278	25	25	30.3	436	314	20
Columbia Tag		Army Guard	Columbia	1	56,212	1	56,212	6	6	9.6	10	1	68
Eastover Armory		Army Guard	Eastover	6	27,295	6	27,295	10	10	5.4	356	0	0
Edgefield Armory OMS 6		Army Guard	Edgefield	17	42,946	17	42,946	10	10	6.3	164	17	1
Florence Armory OMS 12		Army Guard	Florence	12	26,863	12	26,863	9	9	5.3	207	7	0
Fort Mill Armory		Army Guard	Fort Mill	4	17,894	4	17,894	10	10	65.9	95	0	0
Fountain Inn Armory		Army Guard	Fountain Inn	12	49,330	12	49,330	38	38	8.0	135	0	0
Greenville Armory OMS 2		Army Guard	Greenville	16	38,228	16	38,228	8	8	6.4	103	15	0
Greenwood Armory OMS 4		Army Guard	Greenwood	9	34,480	9	34,480	11	11	6.0	91	11	0
Greer Armory		Army Guard	Greer	13	45,762	13	45,762	10	10	7.8	93	0	0
Hartsville Armory and OMS 11		Army Guard	Hartsville	15	27,116	15	27,116	10	10	5.3	110	9	0
Hodges Armory		Army Guard	Hodges	6	36,409	6	36,409	48	48	6.2	181	1	0
Manning Armory		Army Guard	Manning	3	30,680	3	30,680	10	10	5.4	100	0	0
Mt Pleasant Armory		Army Guard	Mt Pleasant	8	32,058	8	32,058	6	6	5.6	171	0	1
Mullins Armory		Army Guard	Mullins	6	37,362	6	37,362	10	10	6.9	0	0	0
Newberry Armory		Army Guard	Newberry	10	47,696	10	47,696	11	11	7.9	200	6	0
North Charleston Armory		Army Guard	North Charleston	8	41,757	8	41,757	15	15	7.9	218	3	2
* Orangeburg Armory		Army Guard	Orangeburg	4	39,396	4	39,396	10	11	6.1	269	0	0
Pickens Armory and Tng Site		Army Guard	Pickens	5	36,786	5	36,786	33	33	5.4	0	0	25
Pine Ridge Armory		Army Guard	Pineridge	4	57,802	4	57,802	48	48	10.4	53	0	50
Rock Hill Armory and OMS 5		Army Guard	Rock Hill	13	28,206	13	28,206	12	12	5.3	87	7	0
Spartanburg Readiness Center		Army Guard	Spartanburg	3	61,686	3	61,686	12	12	75.1	134	3	0
Union Armory and OMS 8		Army Guard	Union	11	31,230	11	31,230	10	10	6.1	194	12	0
Varnville Armory and OMS 14		Army Guard	Varnville	17	51,396	17	51,396	15	15	8.3	138	22	0
W Columbia Armory		Army Guard	West Columbia	5	27,958	5	27,958	14	14	5.3	164	1	1
<b>** OTHER SITE(S): 58</b>				199	864,725	289	1,443,398	340	1,306	304.7	5,925	171	101

\* Sites having assets that are Federally funded (e.g., owned, lease, licence, permit) and State-owned interest.

\*\* All Locations that do not meet criteria of at least five (5) Acres AND at least \$5M PRV.

## State/Territories Army National Guard Base Structure Report - As of 30 Sep 2006

SITE	BRAC 2005	COMPONENT	NAME NEAREST CITY	BUILDINGS				STATE OWNED ACRES	TOTAL ACRES	PRV (\$M)	MIL	CIV	OTHER
				STATE OWNED		TOTAL							
				COUNT	SQFT	COUNT	SQFT						
<b>South Carolina Total:</b>				<b>448</b>	<b>2,068,949</b>	<b>538</b>	<b>2,647,622</b>	<b>749</b>	<b>1,716</b>	<b>628.6</b>	<b>9,785</b>	<b>613</b>	<b>271</b>
<b>South Dakota</b>													
Aberdeen AFRC		Army Guard	Aberdeen	3	32,477	3	32,477	41	41	6.4	430	2	1
Camp Rapid		Army Guard	Rapid City	106	318,894	106	318,894	84	84	69.8	419	176	108
Range Road Armory		Army Guard	Rapid City	3	36,551	3	36,551	14	14	6.9	221	3	0
* Rapid City AASF/Armory		Army Guard	Rapid City	6	107,388	6	107,388	1	33	32.3	220	1	10
* Sioux Falls UTES		Army Guard	Sioux Falls	6	57,006	6	57,006	38	456	8.0	0	17	0
* Webster (ARNG)		Army Guard	Webster	7	38,343	7	38,343	999	1,005	7.1	81	8	0
<b>** OTHER SITE(S): 60</b>				<b>99</b>	<b>803,779</b>	<b>111</b>	<b>1,050,146</b>	<b>2,143</b>	<b>7,512</b>	<b>203.5</b>	<b>2,471</b>	<b>106</b>	<b>36</b>
<b>South Dakota Total:</b>				<b>230</b>	<b>1,394,438</b>	<b>242</b>	<b>1,640,805</b>	<b>3,321</b>	<b>9,146</b>	<b>333.9</b>	<b>3,842</b>	<b>313</b>	<b>155</b>
<b>Tennessee</b>													
AASF 2		Army Guard	Louisville	10	111,875	10	111,875	5	5	27.7	289	2	1
Athens (ARNG)		Army Guard	Athens	5	39,231	5	39,231	7	7	6.8	132	16	1
Camden (ARNG)		Army Guard	Camden	5	30,209	5	30,209	7	7	5.3	22	0	0
Chattanooga (ARNG)		Army Guard	Chattanooga	17	136,674	17	136,674	16	16	18.9	763	12	10
Clinton (ARNG)		Army Guard	Clinton	2	28,436	2	28,436	14	14	5.0	108	0	2
Columbia (ARNG)		Army Guard	Columbia	6	44,249	6	44,249	18	18	7.5	29	0	0
Cookeville (ARNG)		Army Guard	Cookeville	6	33,821	6	33,821	12	12	6.1	229	12	2
Dresden (ARNG)		Army Guard	Dresden	2	27,051	2	27,051	19	19	5.1	88	0	0
Henderson (ARNG)		Army Guard	Henderson	10	66,104	10	66,104	14	14	11.3	0	0	0
Humboldt (ARNG)		Army Guard	Humboldt	3	36,945	3	36,945	22	22	6.8	0	0	0
Huntingdon (ARNG)		Army Guard	Huntingdon	1	27,386	1	27,386	9	9	5.0	147	0	0
Jacksboro (ARNG)		Army Guard	Jacksboro	2	27,795	2	27,795	10	10	5.1	0	0	0
Jackson (ARNG)		Army Guard	Jackson	7	77,858	7	77,858	22	22	13.0	127	10	22
Jackson Airport Armory		Army Guard	Jackson	4	57,369	4	57,369	60	60	17.7	39	58	0
Johnson City Gray		Army Guard	Gray	12	132,516	12	132,516	107	107	23.2	371	19	10
Kingsport (ARNG)	C	Army Guard	Kingsport	10	65,490	10	65,490	14	14	12.2	436	1	7
Knoxville Concord St		Army Guard	Knoxville	17	121,172	17	121,172	17	17	18.5	818	5	0
Knoxville Sutherland		Army Guard	Knoxville	8	72,868	8	72,868	7	7	11.6	236	17	12
Lawrenceburg (ARNG)		Army Guard	Lawrenceburg	3	33,690	3	33,690	16	16	5.8	74	0	0
Lebanon (ARNG)		Army Guard	Lebanon	7	27,815	7	27,815	19	19	5.4	0	0	0
Lenoir City (ARNG)		Army Guard	Lenoir City	2	28,009	2	28,009	15	15	5.1	0	0	0

\* Sites having assets that are Federally funded (e.g., owned, lease, licence, permit) and State-owned interest.

\*\* All Locations that do not meet criteria of at least five (5) Acres AND at least \$5M PRV.



## State/Territories Army National Guard Base Structure Report - As of 30 Sep 2006

SITE	BRAC 2005	COMPONENT	NAME NEAREST CITY	BUILDINGS				STATE OWNED ACRES	TOTAL ACRES	PRV (\$M)	MIL	CIV	OTHER
				STATE OWNED		TOTAL							
				COUNT	SQFT	COUNT	SQFT						
Lewisburg (ARNG)		Army Guard	Lewisburg	5	39,639	5	39,639	14	14	5.3	0	0	0
Memphis (ARNG)		Army Guard	Memphis	4	58,396	4	58,396	30	30	11.1	396	10	1
Monteagle (ARNG)		Army Guard	Monteagle	2	30,450	2	30,450	15	15	5.1	0	0	0
Murfreesboro (ARNG)		Army Guard	Murfreesboro	1	26,754	1	26,754	11	11	5.3	182	0	0
Nashville (ARNG)		Army Guard	Nashville	38	305,264	38	305,264	86	86	46.6	574	416	214
Paris (ARNG)		Army Guard	Paris	4	26,038	4	26,038	23	23	5.4	335	0	0
Trenton (ARNG)		Army Guard	Trenton	2	38,924	2	38,924	20	20	7.7	42	1	0
Union City (ARNG)		Army Guard	Union City	5	38,199	5	38,199	14	14	7.4	127	0	1
* VTS Smyrna		Army Guard	Smyrna	7	85,648	60	605,282	18	848	155.0	1,136	185	145
Waverly (ARNG)		Army Guard	Waverly	5	25,426	5	25,426	14	14	5.1	50	0	0
Winchester (ARNG)		Army Guard	Winchester	5	30,919	5	30,919	22	22	5.9	123	0	0
<b>** OTHER SITE(S): 67</b>				<b>142</b>	<b>1,244,460</b>	<b>292</b>	<b>1,590,119</b>	<b>918</b>	<b>10,641</b>	<b>323.4</b>	<b>3,448</b>	<b>22</b>	<b>102</b>
<b>Tennessee Total:</b>				<b>359</b>	<b>3,176,680</b>	<b>562</b>	<b>4,041,973</b>	<b>1,613</b>	<b>12,166</b>	<b>806.4</b>	<b>10,321</b>	<b>786</b>	<b>530</b>

### Texas

Amarillo (ARNG)	C	Army Guard	Amarillo	6	35,316	6	35,316	5	5	5.2	135	0	0
Bryan (ARNG)		Army Guard	Bryan	5	35,980	5	35,980	14	14	6.3	308	4	0
Camp Bowie		Army Guard	Brownwood	26	132,622	26	132,622	4,895	4,895	46.3	255	10	7
* Camp Mabry		Army Guard	Austin	75	972,038	76	982,982	376	376	151.4	1,954	470	238
Camp Maxey		Army Guard	Powderly	25	81,578	25	81,578	6,424	6,424	45.8	0	8	8
Corpus Christi (ARNG)		Army Guard	Corpus Christi	5	62,424	5	62,424	5	5	11.1	255	5	166
El Paso (ARNG)	C	Army Guard	El Paso	6	62,972	6	62,972	20	20	9.8	666	0	4
* Fort Worth - Shoreview		Army Guard	Fort Worth	0	0	13	72,594	83	83	11.2	279	10	0
Martindale - AASF		Army Guard	San Antonio	14	101,627	14	101,627	219	219	20.4	456	65	0
Waco (ARNG)		Army Guard	Waco	8	88,106	8	88,106	5	5	14.1	594	5	0
Weslaco (ARNG)		Army Guard	Weslaco	2	85,231	2	85,231	20	20	14.0	585	8	0
Wylie (ARNG)		Army Guard	Wylie	3	54,174	3	54,174	11	11	8.9	325	6	0
<b>** OTHER SITE(S): 100</b>				<b>153</b>	<b>1,329,245</b>	<b>393</b>	<b>2,937,679</b>	<b>1,650</b>	<b>22,202</b>	<b>587.5</b>	<b>11,752</b>	<b>763</b>	<b>538</b>
<b>Texas Total:</b>				<b>328</b>	<b>3,041,312</b>	<b>582</b>	<b>4,733,285</b>	<b>13,727</b>	<b>34,279</b>	<b>931.9</b>	<b>17,564</b>	<b>1,354</b>	<b>961</b>

### Utah

Cedar City Armory/Fms 5 Ws		Army Guard	Cedar City	4	27,331	4	27,331	7	7	5.4	94	2	0
Draper Complex		Army Guard	Draper	9	322,637	9	322,637	42	42	64.2	895	430	351
* E.J. Garn Aviation Complex		Army Guard	West Jordan	9	214,142	9	214,142	40	40	73.4	886	15	0

\* Sites having assets that are Federally funded (e.g., owned, lease, licence, permit) and State-owned interest.

\*\* All Locations that do not meet criteria of at least five (5) Acres AND at least \$5M PRV.

## State/Territories Army National Guard Base Structure Report - As of 30 Sep 2006

SITE	BRAC 2005	COMPONENT	NAME NEAREST CITY	BUILDINGS				STATE OWNED ACRES	TOTAL ACRES	PRV (\$M)	MIL	CIV	OTHER
				STATE OWNED		TOTAL							
				COUNT	SQFT	COUNT	SQFT						
Logan Armory/FMS 1A		Army Guard	Logan	2	25,293	2	25,293	5	5	10.9	72	0	0
* MTA-L Camp Williams-East Fed		Army Guard	Riverton	242	828,424	264	838,018	2,398	20,904	243.8	1,748	11	547
Ogden Armory/FMS 1		Army Guard	Ogden	4	39,594	4	39,594	15	15	8.1	228	3	0
Richfield Armory/FMS 5A		Army Guard	Richfield	5	26,106	5	26,106	5	5	5.7	101	0	0
Utah County South Armory/Fms 3		Army Guard	Spanish Fork	9	74,933	9	74,933	20	20	20.3	285	14	0
<b>** OTHER SITE(S): 30</b>				<b>43</b>	<b>342,225</b>	<b>54</b>	<b>411,108</b>	<b>249</b>	<b>1,732</b>	<b>97.5</b>	<b>1,299</b>	<b>18</b>	<b>0</b>
<b>Utah Total:</b>				<b>327</b>	<b>1,900,686</b>	<b>360</b>	<b>1,979,163</b>	<b>2,780</b>	<b>22,769</b>	<b>529.2</b>	<b>5,608</b>	<b>493</b>	<b>898</b>
<b><u>Vermont</u></b>													
Campbell Armory		Army Guard	Berlin	2	34,794	2	34,794	8	8	6.7	84	1	0
TS Camp Johnson		Army Guard	Colchester	45	181,555	45	181,555	64	64	32.9	3	88	45
Westminster Training Site		Army Guard	Westminster	7	45,878	7	45,878	33	33	6.7	63	6	0
<b>** OTHER SITE(S): 24</b>				<b>55</b>	<b>315,164</b>	<b>168</b>	<b>959,984</b>	<b>1,490</b>	<b>13,395</b>	<b>231.5</b>	<b>3,109</b>	<b>168</b>	<b>42</b>
<b>Vermont Total:</b>				<b>109</b>	<b>577,391</b>	<b>222</b>	<b>1,222,211</b>	<b>1,594</b>	<b>13,499</b>	<b>277.8</b>	<b>3,259</b>	<b>263</b>	<b>87</b>
<b><u>Virgin Islands</u></b>													
Bethlehem Military Compound		Army Guard	Christiansted	11	143,089	11	143,089	69	69	42.9	0	0	0
Est. Nazareth Mil Compound		Army Guard	St. Thomas	5	48,259	5	48,259	18	18	14.6	309	0	0
<b>** OTHER SITE(S): 6</b>				<b>8</b>	<b>23,767</b>	<b>10</b>	<b>69,567</b>	<b>43</b>	<b>79</b>	<b>127.7</b>	<b>573</b>	<b>144</b>	<b>0</b>
<b>Virgin Islands Total:</b>				<b>24</b>	<b>215,115</b>	<b>26</b>	<b>260,915</b>	<b>130</b>	<b>166</b>	<b>185.2</b>	<b>882</b>	<b>144</b>	<b>0</b>
<b><u>Virginia</u></b>													
Blackstone (ARNG)		Army Guard	Blackstone	3	31,710	3	31,710	7	7	6.1	176	0	0
* Camp Pendleton SMR		Army Guard	Virginia Beach	118	356,043	118	356,043	320	348	68.8	0	0	0
Cedar Bluff (ARNG)		Army Guard	Cedar Bluff	3	29,419	3	29,419	10	10	5.8	67	4	0
Danville (ARNG)		Army Guard	Danville	3	40,506	3	40,506	15	15	8.1	395	9	0
Franklin (ARNG)		Army Guard	Franklin	1	10,584	1	10,584	5	5	6.1	97	0	0
Fredericksburg (ARNG)		Army Guard	Fredericksburg	1	36,431	1	36,431	7	7	10.0	418	8	0
Gate City (ARNG)		Army Guard	Gate City	2	32,970	2	32,970	5	5	6.3	225	10	0
Lynchburg (ARNG)		Army Guard	Lynchburg	2	26,040	2	26,040	28	28	5.4	217	8	0
Manassas (ARNG)		Army Guard	Manassas	1	26,066	1	26,066	6	6	5.5	373	0	0
Norfolk (ARNG)		Army Guard	Norfolk	2	45,046	2	45,046	19	19	9.8	261	9	0
Portsmouth (ARNG)		Army Guard	Portsmouth	3	26,050	3	26,050	10	10	6.0	312	12	0
Powhatan (ARNG)		Army Guard	Powhatan	1	30,113	1	30,113	10	10	6.4	109	0	0

\* Sites having assets that are Federally funded (e.g., owned, lease, licence, permit) and State-owned interest.

\*\* All Locations that do not meet criteria of at least five (5) Acres AND at least \$5M PRV.

## State/Territories Army National Guard Base Structure Report - As of 30 Sep 2006

SITE	BRAC 2005	COMPONENT	NAME NEAREST CITY	BUILDINGS				STATE OWNED ACRES	TOTAL ACRES	PRV (\$M)	MIL	CIV	OTHER
				STATE OWNED		TOTAL							
				COUNT	SQFT	COUNT	SQFT						
Richmond Dove Street		Army Guard	Richmond	3	60,940	3	60,940	19	19	11.5	414	3	0
Staunton (ARNG)		Army Guard	Staunton	1	34,994	1	34,994	5	5	6.5	152	2	0
Waller Depot		Army Guard	Richmond	7	67,270	7	67,270	6	6	7.4	1	33	0
<b>** OTHER SITE(S): 35</b>				37	431,649	627	3,364,802	137	42,576	1,071.6	4,586	711	2,173
<b>Virginia Total:</b>				<b>188</b>	<b>1,285,831</b>	<b>778</b>	<b>4,218,984</b>	<b>609</b>	<b>43,075</b>	<b>1,241.2</b>	<b>7,803</b>	<b>809</b>	<b>2,173</b>
<b><u>Washington</u></b>													
Bremerton (ARNG)		Army Guard	Bremerton	3	61,819	3	61,819	81	81	15.0	183	0	0
Buckley (ARNG)		Army Guard	Buckley	1	27,092	1	27,092	10	10	6.0	77	0	0
* Camp Murray		Army Guard	Camp Murry	49	336,629	74	484,026	228	277	106.7	1,468	352	311
Centralia (ARNG)		Army Guard	Centralia	3	34,663	3	34,663	8	8	7.3	180	6	6
Geiger Fld - Spokane	C	Army Guard	Spokane	7	116,458	7	116,458	36	36	43.8	126	67	9
Grandview (ARNG)		Army Guard	Grandview	1	24,475	1	24,475	11	11	5.5	72	0	0
Montesano (ARNG)		Army Guard	Montesano	3	30,898	3	30,898	14	14	6.9	0	0	0
Moses Lake (ARNG)		Army Guard	Moses Lake	1	30,395	1	30,395	10	10	6.8	16	0	21
Port Orchard (ARNG)		Army Guard	Port Orchard	3	25,805	3	25,805	9	9	5.7	6	0	0
* Seattle - Pier 91		Army Guard	Seattle	8	112,345	8	112,345	16	25	22.7	748	16	0
Yakima Airport		Army Guard	Yakima	2	66,038	2	66,038	10	10	27.1	0	0	0
<b>** OTHER SITE(S): 30</b>				59	547,418	85	731,691	79	442	164.2	2,664	28	13
<b>Washington Total:</b>				<b>140</b>	<b>1,414,035</b>	<b>191</b>	<b>1,745,705</b>	<b>512</b>	<b>933</b>	<b>417.7</b>	<b>5,540</b>	<b>469</b>	<b>360</b>
<b><u>West Virginia</u></b>													
Beckley (ARNG)		Army Guard	Beckley	4	32,870	4	32,870	16	16	15.5	0	0	0
Bluefield (ARNG)		Army Guard	Bluefield	5	29,565	5	29,565	28	28	6.7	132	1	1
Buckhannon (ARNG)		Army Guard	Buckhannon	9	63,736	9	63,736	18	18	12.6	57	58	0
Charleston (ARNG)		Army Guard	Charleston	9	92,745	9	92,745	29	29	17.5	270	193	51
* CTC Camp Dawson-Kingwood		Army Guard	Kingwood	77	376,135	77	376,135	2,393	4,527	85.8	0	0	0
Fairmont (ARNG)	C	Army Guard	Fairmont	1	29,199	1	29,199	9	9	6.3	150	1	1
Gassaway (ARNG)		Army Guard	Gassaway	1	15,985	1	15,985	6	6	6.1	0	0	1
Glen Jean (ARNG)		Army Guard	Glen Jean	4	111,603	4	111,603	35	35	20.0	121	9	1
Lewisburg Readiness Center		Army Guard	Maxwelton	1	40,482	1	40,482	22	22	7.5	109	0	1
Moundsville (ARNG)		Army Guard	Moundsville	2	26,609	2	26,609	6	6	7.0	125	0	0
Parkersburg (ARNG)		Army Guard	Parkersburg	2	33,629	2	33,629	9	9	11.6	63	7	0
Point Pleasant (ARNG)		Army Guard	Point Pleasant	5	59,528	5	59,528	16	16	14.8	0	0	0

\* Sites having assets that are Federally funded (e.g., owned, lease, licence, permit) and State-owned interest.

\*\* All Locations that do not meet criteria of at least five (5) Acres AND at least \$5M PRV.

## State/Territories Army National Guard Base Structure Report - As of 30 Sep 2006

SITE	BRAC 2005	COMPONENT	NAME NEAREST CITY	BUILDINGS				STATE OWNED ACRES	TOTAL ACRES	PRV (\$M)	MIL	CIV	OTHER
				STATE OWNED		TOTAL							
				COUNT	SQFT	COUNT	SQFT						
St Albans (ARNG)		Army Guard	St. Albans	2	40,694	2	40,694	13	13	7.9	51	16	1
Summersville (ARNG)		Army Guard	Summersville	1	79,052	1	79,052	35	35	14.6	106	0	0
<b>** OTHER SITE(S): 30</b>				37	718,458	54	1,109,436	198	14,748	231.5	2,335	62	23
<b>West Virginia Total:</b>				<b>160</b>	<b>1,750,290</b>	<b>177</b>	<b>2,141,268</b>	<b>2,833</b>	<b>19,516</b>	<b>465.3</b>	<b>3,519</b>	<b>347</b>	<b>80</b>
<b><u>Wisconsin</u></b>													
Appleton (ARNG)		Army Guard	Appleton	3	43,869	3	43,869	13	13	7.1	124	1	2
Beloit (ARNG)		Army Guard	Beloit	1	32,369	1	32,369	13	13	7.5	132	0	0
Black Rvr Fall		Army Guard	Black River Falls	3	31,986	3	31,986	10	10	5.1	132	0	0
Camp Williams Tomah MTA		Army Guard	Tomah	49	472,232	49	472,232	48	48	83.6	98	133	20
Chippewa Falls (ARNG)		Army Guard	Chippewa Falls	2	38,621	2	38,621	14	14	7.6	135	2	4
Eau Claire (ARNG)		Army Guard	Eau Claire	1	27,399	1	27,399	8	8	5.9	142	7	1
Kenosha OMS 6		Army Guard	Kenosha	3	47,907	3	47,907	14	14	9.2	122	7	1
Madison Aviation Armory		Army Guard	Madison	1	37,392	1	37,392	7	7	8.7	304	44	2
Madison Hangars		Army Guard	Madison	1	46,000	1	46,000	20	20	13.0	0	0	0
Madison OMS 9	R	Army Guard	Madison	4	79,936	4	79,936	18	18	17.6	611	13	1
Madison TAGO/STARC	C	Army Guard	Madison	1	162,926	1	162,926	16	16	35.1	409	81	107
Marshfield (ARNG)		Army Guard	Marshfield	2	46,496	2	46,496	10	10	9.2	67	0	0
Milwaukee OMS 3		Army Guard	Milwaukee	7	107,062	7	107,062	10	10	19.9	433	11	4
New Richmond (ARNG)		Army Guard	New Richmond	2	26,589	2	26,589	19	19	5.5	80	0	1
* Oconomowoc (ARNG)		Army Guard	Oconomowoc	2	32,511	2	32,511	5	5	5.8	79	0	1
Onalaska (ARNG)		Army Guard	Onalaska	3	42,476	3	42,476	15	15	8.8	361	1	2
Oshkosh & FMS		Army Guard	Oshkosh	3	41,422	3	41,422	35	35	10.6	171	0	0
Superior (ARNG)		Army Guard	Superior	4	44,365	4	44,365	7	7	7.1	116	0	1
Sussex OMS 5		Army Guard	Sussex	3	51,263	3	51,263	15	15	9.9	146	7	0
West Bend AASF 1 Armory		Army Guard	West Bend	3	103,644	3	103,644	40	40	34.6	123	0	3
Whitewater OMS 8		Army Guard	Whitewater	3	46,713	3	46,713	10	10	8.9	101	7	0
Wi Rapids OMS 14		Army Guard	Wisconsin Rapids	7	50,028	7	50,028	5	5	9.1	195	8	0
<b>** OTHER SITE(S): 58</b>				119	1,035,348	123	1,035,678	409	3,616	215.7	3,903	38	27
<b>Wisconsin Total:</b>				<b>227</b>	<b>2,648,554</b>	<b>231</b>	<b>2,648,884</b>	<b>760</b>	<b>3,967</b>	<b>545.4</b>	<b>7,984</b>	<b>360</b>	<b>177</b>
<b><u>Wyoming</u></b>													
Casper (ARNG)		Army Guard	Casper	4	34,531	4	34,531	33	33	6.3	98	0	1
Cheyenne (ARNG)	C	Army Guard	Cheyenne	8	115,059	8	115,059	29	29	21.1	278	128	60

\* Sites having assets that are Federally funded (e.g., owned, lease, licence, permit) and State-owned interest.

\*\* All Locations that do not meet criteria of at least five (5) Acres AND at least \$5M PRV.

**State/Territories Army National Guard  
Base Structure Report - As of 30 Sep 2006**

SITE	BRAC 2005	COMPONENT	NAME NEAREST CITY	BUILDINGS				STATE OWNED ACRES	TOTAL ACRES	PRV (\$M)	MIL	CIV	OTHER
				STATE OWNED		TOTAL							
				COUNT	SQFT	COUNT	SQFT						
Cheyenne Municipal Airport		Army Guard	Cheyenne	2	47,309	2	47,309	34	34	14.4	0	0	0
Evanston (ARNG)		Army Guard	Evanston	3	26,162	3	26,162	5	5	5.2	39	10	0
Laramie (ARNG)		Army Guard	Laramie	2	35,773	2	35,773	11	11	7.9	188	13	0
MTCH Camp Guernsey		Army Guard	Guernsey	129	475,810	129	475,810	40,106	40,106	223.5	206	42	55
Sheridan (ARNG)		Army Guard	Sheridan	4	29,671	4	29,671	9	9	5.8	0	0	0
Torrington (ARNG)		Army Guard	Torrington	3	55,931	3	55,931	5	5	10.2	104	0	1
<b>** OTHER SITE(S): 14</b>				17	170,272	18	197,651	83	8,980	42.3	597	26	12
<b>Wyoming Total:</b>				<b>172</b>	<b>990,518</b>	<b>173</b>	<b>1,017,897</b>	<b>40,315</b>	<b>49,212</b>	<b>336.7</b>	<b>1,510</b>	<b>219</b>	<b>129</b>
<b>US/US Territories Total:</b>				<b>15,559</b>	<b>107,246,920</b>	<b>26,678</b>	<b>164,326,756</b>	<b>663,787</b>	<b>3,896,191</b>	<b>40,222.1</b>	<b>374,129</b>	<b>32,918</b>	<b>39,500</b>

\* Sites having assets that are Federally funded (e.g., owned, lease, licence, permit) and State-owned interest.

\*\* All Locations that do not meet criteria of at least five (5) Acres AND at least \$5M PRV.