

NOAA Fisheries Service Overview for the Marine Fisheries Advisory Committee

Dr. Mark Holliday
Director, Office of Policy
NOAA Fisheries Service

November 12, 2008



HISTORY

1871 – Commission of Fish and Fisheries

1903 – Bureau of Fisheries (DOC & Labor)

1939 – Transferred to Dept. of the Interior

1956 – Bureau of Commercial Fisheries (DOI)

1970 – Executive Order 11564 creates NOAA and National Marine Fisheries Service

1972 – Marine Mammal Protection Act (MMPA)

1973 – Endangered Species Act (ESA)

1976 – Magnuson-Stevens Fishery Conservation and Management Act (MS-FCMA)

2006 – Reauthorization of Magnuson-Stevens Fishery Conservation and Management Act (MSRA)

2007 – Celebrating 200th Anniversary of NOAA





Alaska Region

Regional Office: Juneau, AK
Science Center: Seattle, WA (Sand Point)

Laboratories

Seattle, WA
Auke Bay, AK, Lena Point, AK
Kodiak, AK

Northeast Region

Regional Office: Gloucester, MA
Science Center: Woods Hole, MA

Laboratories

Woods Hole, MA
Narragansett, RI
Milford, CT
Highlands, NJ
Washington, DC

Northwest Region

Regional Office: Seattle, WA
Science Center: Seattle, WA

Laboratories

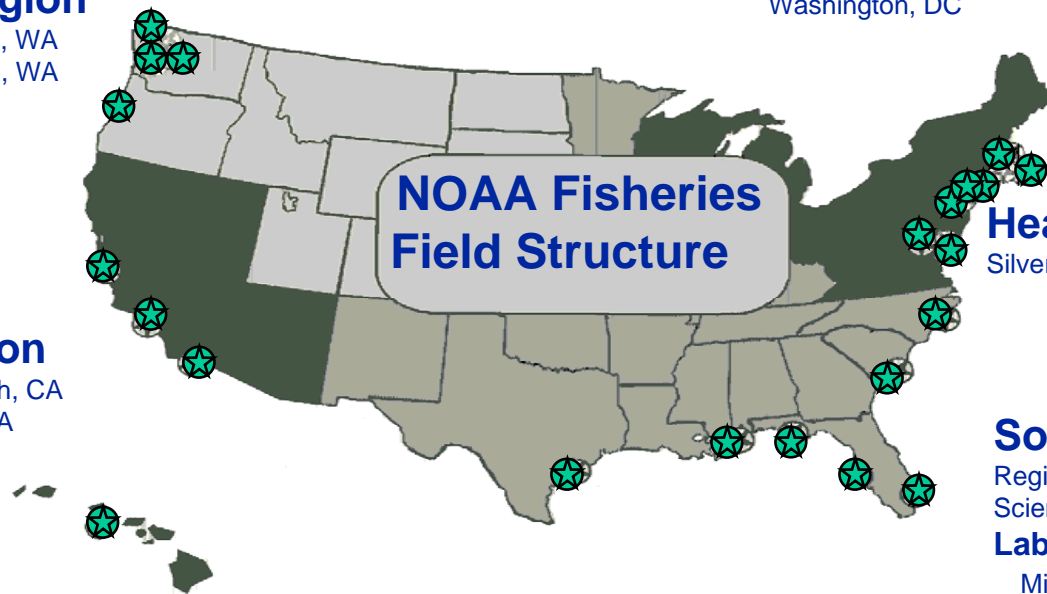
Seattle, WA
Newport, OR

Southwest Region

Regional Office: Long Beach, CA
Science Center: La Jolla, CA

Laboratories

La Jolla, CA
Santa Cruz, CA
Pacific Grove, CA



**NOAA Fisheries
Field Structure**

Headquarters

Silver Spring, MD

Southeast Region

Regional Office: St. Petersburg, FL
Science Center: Miami, FL

Laboratories

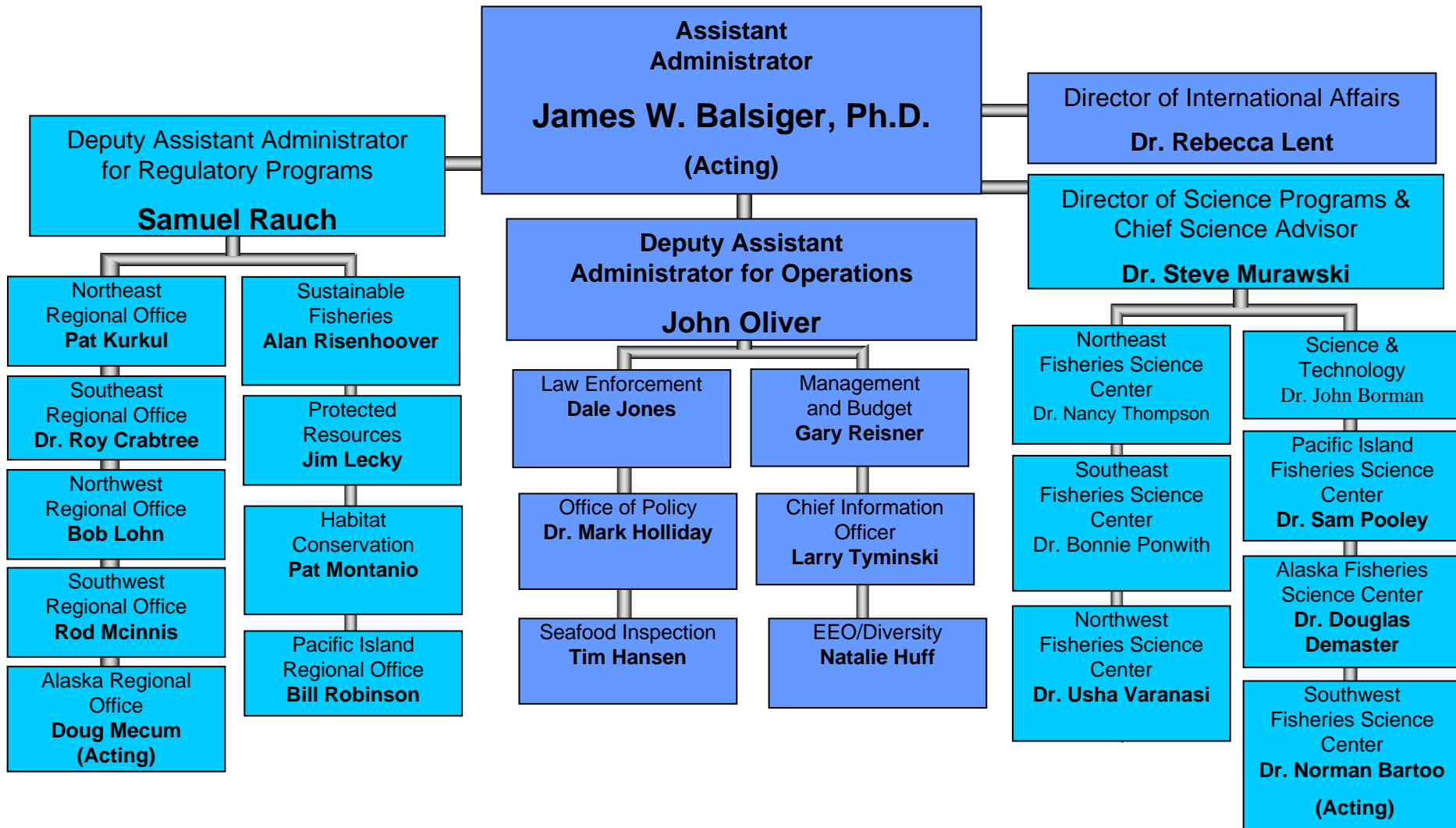
Miami, FL
Beaufort, NC (shared with NOS)
Panama City, FL
Pascagoula, MS
Galveston, TX

Pacific Islands Region

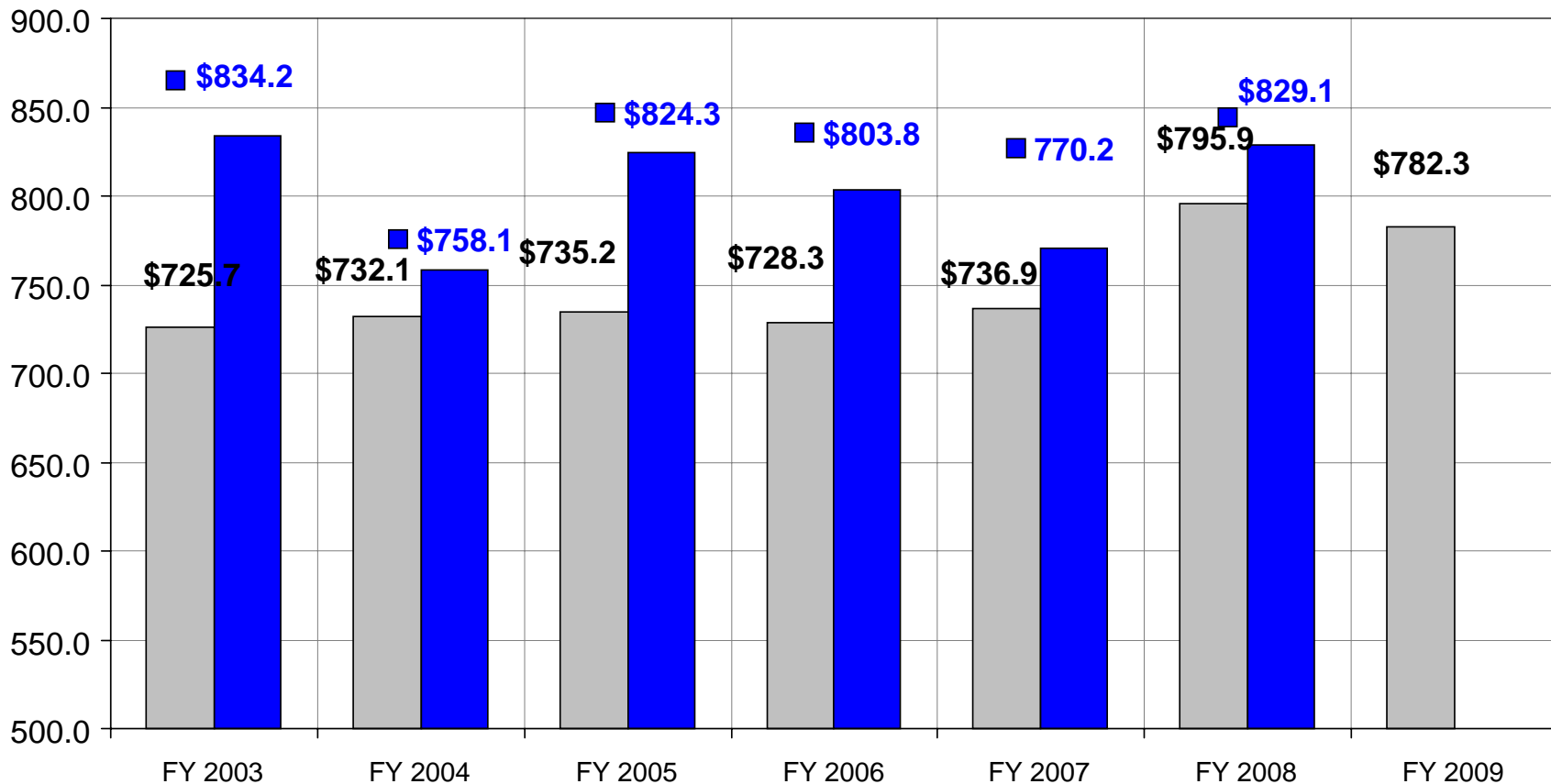
Regional Office: Honolulu, HI
Science Center: Honolulu, HI

Laboratory: Honolulu, HI





Historical Budget Trends (\$ in Millions)



President's Budget
 Enacted



Value of Marine Fisheries

Marine fisheries contribute over \$48.4B in value added to our economy

- \$31.6B commercial

- \$16.8B recreational

Consumers purchased \$69.5B of fishery products in 2006



- Alaska landed 5.4 billion pounds of seafood
- U.S. consumers ate 16.5 pounds per person of seafood, up 0.3 lbs from 2005
- Shrimp most popular seafood among American seafood consumers, and had record consumption in 2006



Top U.S. Ports (Value in \$)

- New Bedford, MA \$281 Million
- Dutch Harbor-Unalaska, AK \$165 Million
- Kodiak, AK \$101 Million
- Honolulu, HI \$ 55 Million
- Key West, FL \$ 54 Million

Top Commercial Species (Value in \$)

- Lobsters \$430 Million
- Crabs \$429 Million
- Shrimp \$419 Million
- Scallops \$387 Million
- Flatfish \$351 Million

Top U.S. Ports (Volume):

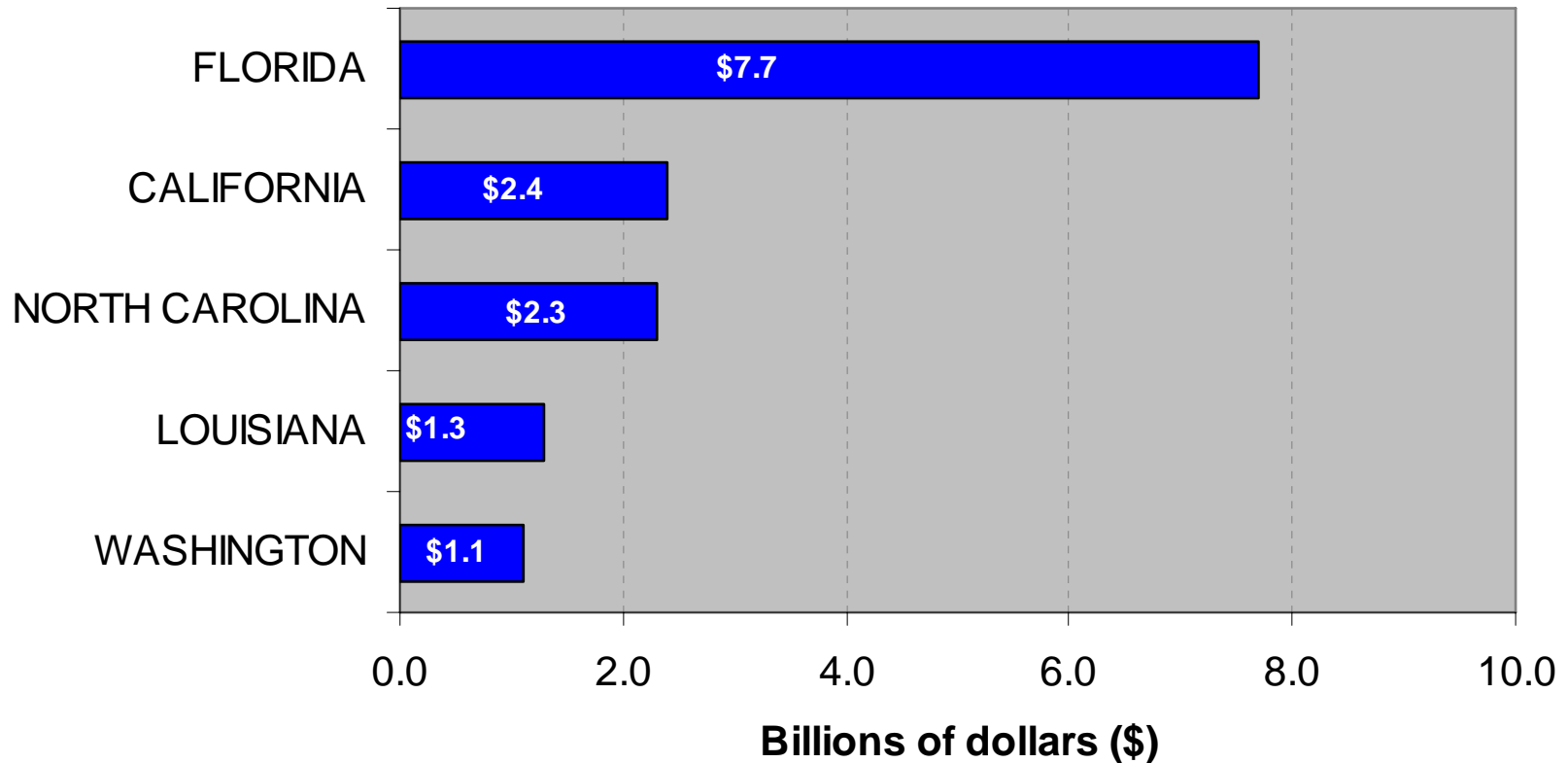
- Dutch Harbor-Unalaska, AK 911 Million Pounds
- Intracoastal City, LA 401 Million Pounds
- Reedville, VA 373 Million Pounds
- Kodiak, AK 333 Million Pounds
- Empire-Venice, LA 286 Million Pounds

Top Commercial Species (Volume):

- Pollock 3.4 Billion Pounds
- Menhaden 1.3 Billion Pounds
- Salmon 633 Million Pounds
- Hake 588 Million Pounds
- Cod 531 Million Pounds



Economic Impact of Top 5 States



NOAA Fisheries has several areas of regulatory emphasis including:

- Magnuson-Stevens Act
 - Endangered Species Act
 - Marine Mammal Protection Act
- and over 100 more.

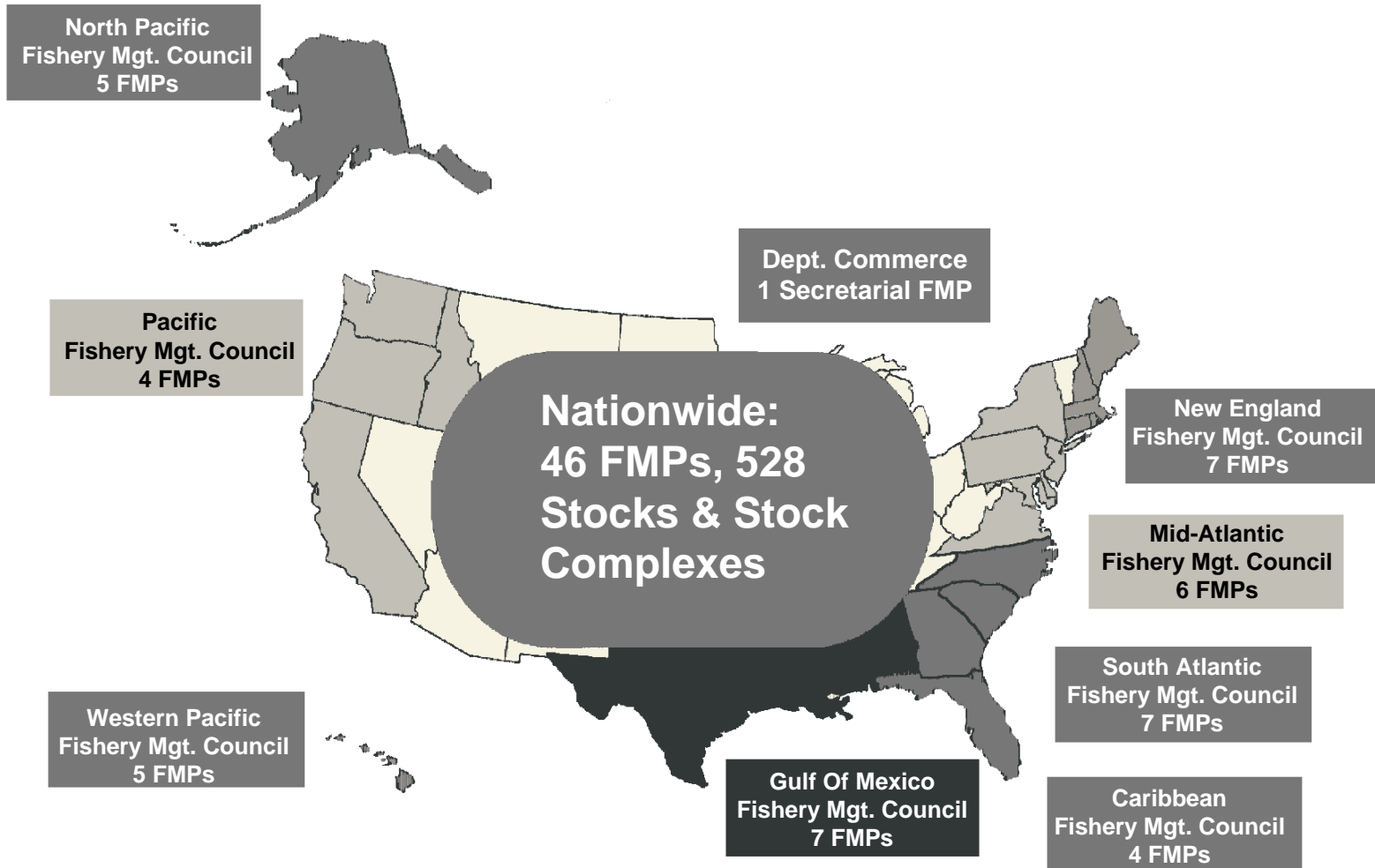


- Enacted in 1976 as primary law for conserving and managing fisheries resources in federal waters; it was reauthorized in 2006 and signed in January, 2007
- Created the Regional Fishery Management Councils
- Created the Exclusive Economic Zone (200 Nautical Miles)
- Original goals were conserving and managing U.S. fishery resources, phasing out foreign fishing, and developing domestic fisheries.
- Requires us to prevent overfishing and rebuild our nations fisheries

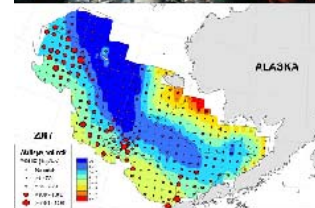


- Administration goal of doubling the number of market-based programs by 2010
- MSFCMA specifically authorizes the use of market-based limited access privilege programs (LAPPS) to harvest fish
- Requires ending Overfishing by 2011
- Recreation Fishing - national saltwater angler registry
- Strengthens Enforcement, addresses Illegal, Unregulated and Unreported (IUU) Fishing





- 6 Regional Science Centers and 25 field laboratories.
- 1,958 Days at sea on 11 different NOAA ships in FY08
- 1,174 Days at sea aboard chartered vessels
- Provide data to support 47 Fishery Management Plans
- Perform life science, physical science and social science research
 - Stock assessment, physical oceanography and ecosystem effects
 - Economic valuation; community profiles
 - Habitat characterization
 - Advanced gear and bycatch reduction techniques
 - Genetic marking of evolutionarily significant units
 - Advanced tagging and tracking techniques



Endangered Species Act & Marine Mammal Protection Act

- 1,351 Species listed in U.S. under ESA (Interior and Commerce)
- 63 Species Listed as Endangered or Threatened under NOAA Jurisdiction
- 170 Marine Mammal stocks protected by MMPA
- 8 Marine Mammals Listed as Depleted under NOAA Jurisdiction
- 1,261 ESA consultations conducted in FY07



- Provides for the conservation of species that are endangered or threatened with extinction
- Departments of the Interior and Commerce have authorities under ESA
- Major activities
 - Listings
 - Critical Habitat Designation
 - Implement Recovery Plans
 - Reduce impacts of federal actions thru interagency consultations
 - Incidental Take permits (Navy and Energy issues)
 - Develop partnerships for conservation and management



NOAA FISHERIES Marine Mammal Protection Act

- Principal Federal legislation that guides marine mammal species protection and conservation
- NOAA Fisheries is responsible for whales, dolphins, porpoises, seals and sea lions
- U.S. Fish and Wildlife Service manages manatees, sea otters, polar bears, and walrus
- Marine Mammal Commission provides oversight role for the Federal agencies implementing the MMPA
- Major Activities
 - Take reduction plans
 - Fisheries interactions
 - Harassment authorizations (Navy and Energy)



- October 30, 2007, NOAA finalized and adopted the 10-Year Plan for Marine Aquaculture as an agency-wide policy document
- June 2007 NOAA hosts the National Marine Aquaculture Summit
- March 12, 2007 Secretary Gutierrez unveils the Administrations Offshore Aquaculture Bill at the Boston Seafood Show
- Promotes safe and sustainable aquaculture to meet seafood demand
- The bill will allow aquaculture in federal waters with stringent environmental provisions
- Designed to complement efforts already underway in the states
- Currently a \$1 billion U.S. industry
- Key area for future sustainable economic growth in the fishing industry



Responsibilities:

- International coordination under:
 - Magnuson-Stevens Act
 - Marine Mammal Protection Act
- Implementing legislation for treaties and agreements:
 - Tuna Convention Acts, Dolphin Agreement, Albacore Treaty, South Pacific Tuna Treaty, etc.
 - International Whaling Commission
- MOUs with other governments and/or agencies (bi- & multilateral)



MSRA requirements:

- International “Illegal, Unregulated and Unreported” Fishing Monitoring and Compliance
 - Requires the Secretary of Commerce and State to provide Congress a biennial report on international compliance
 - Secretaries are also required to initiate consultations to encourage nations to take appropriate corrective action
- Pacific Whiting – Jointly managed with Canada
 - Establishment of joint committees on management and scientific review
 - Enforcement
- Western and Central Pacific Fisheries Convention
 - Commission and advisory committee
 - Management and enforcement requirements
- Secretarial Representative for International Fisheries



Regional Fishery Management Organizations (RFMO's)

- Inter-American Tropical Tuna Commission (IATTC)
- International Commission for the Conservation of Atlantic Tunas (ICCAT)
- International Whaling Commission (IWC)
- Western and Central Pacific Fisheries Commission
- Pacific Salmon Treaty Commission
- International Halibut Commission
- North Atlantic Fisheries Organization (NAFO)
- North Atlantic Salmon Conservation Organization (NASCO)



Major Fisheries Issues

Legislation: Aquaculture, Marine Mammal, Endangered Species Acts
Ending Overfishing and Estimating Annual Catch Limits
Capacity Reduction / Limited Access Programs
Recreational Fisheries - Improve Data; Registry
International Fisheries - IUU and Enforcement; RFMOs; IWC/ICCAT
U.S. Ocean Action Plan / Ecosystems
Marine Acoustics; Energy, Defense Permits
Seafood Safety / Health



Steller Sea Lions
Crab Rationalization
Cold-water Corals
Halibut

Salmon / Hydropower
Klamath
Groundfish
EPA / Pesticides
Killer Whales
Tuna-Dolphin



Sea Turtles
Longline Fisheries
Coral Reefs / NWHI Monument
Monk Seals



Groundfish
Cold-water Corals
Summer Flounder
Sea Turtles
Right Whales
Atlantic Highly Migratory Species

Shrimp / Sea Turtles
Red Snapper and Grouper
Liquified Natural Gas
Fisheries Recovery from 2005 Hurricanes



MARCH 2008

