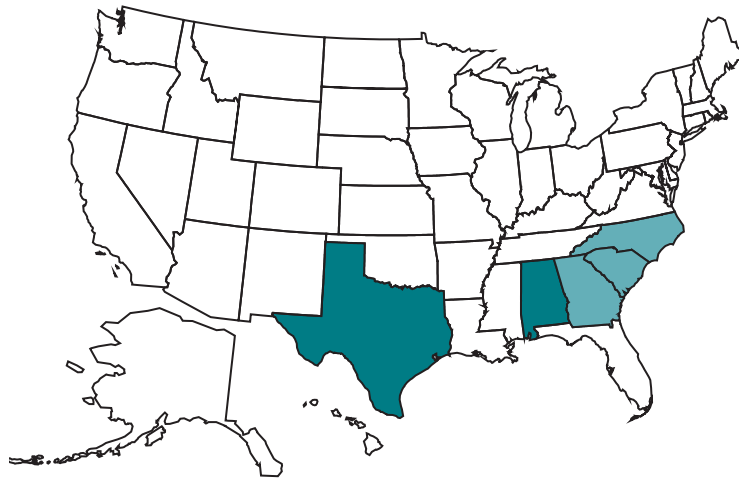
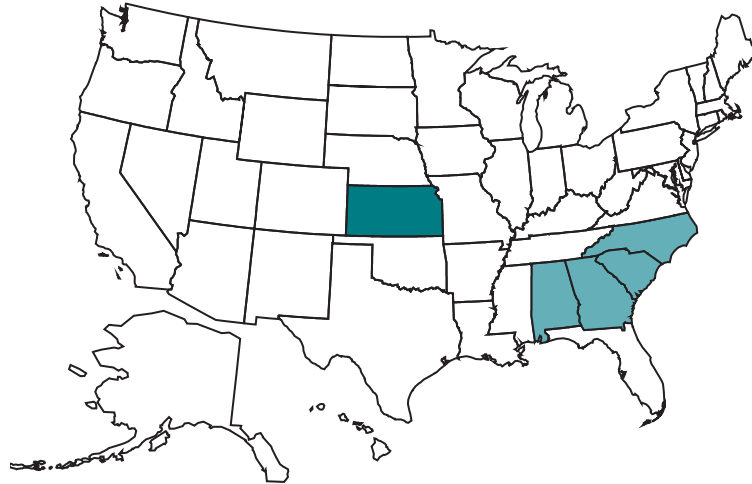


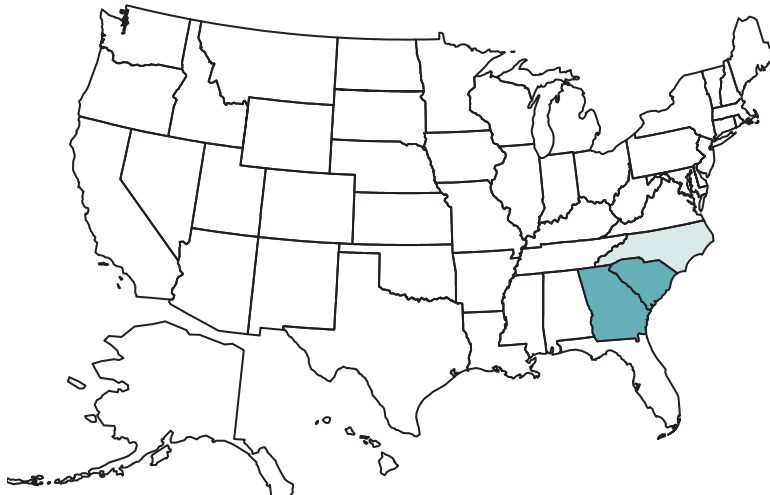
Figure 4-5. Cotton dust: Percent of exposures exceeding the NIOSH recommended exposure limit by state, OSHA samples, 1980-1999



1980 - 1989	
% > REL	No. of States
 > 50	2
 > 25 to 50	3
 0 to 25	0
 < 10 samples	46



1990 - 1994	
% > REL	No. of States
 > 50	1
 > 25 to 50	4
 0 to 25	0
 < 10 samples	46



1995 - 1999	
% > REL	No. of States
 > 50	0
 > 25 to 50	2
 0 to 25	1
 < 10 samples	48

REL - recommended exposure limit

NOTE: The NIOSH REL is 0.2 mg/m³. See appendices for source description, methods, and agents.

SOURCE: Occupational Safety and Health Administration (OSHA) Integrated Management Information System.