

*"Still  
The Second  
Best Thing  
About Payday"*

# The NIH Record

*Performing a 'Grace Note'*

## King Program Stresses 'Everyone Can Serve'

By Carla Garnett

The high temperature on Friday, Jan. 13 was 68 degrees. In Masur Auditorium, the NIH director recalled his 1960 protest march, a surgeon talked jazz, children made rainbows, and in between, all the traditional trappings—the posting of the colors, the reading of the litany, and entertainment by talented musicians—of an NIH Martin Luther King, Jr. Commemoration were observed as well.

Adopting the theme, "Everyone Can Serve; Help Somebody," the celebration sponsored by NIH's Office of Equal Opportunity actually began weeks earlier when receptacles for donations of canned goods and other items to be distributed to area homeless shelters were placed in NIH facilities. Program coordinator O.H. Laster of OEO said an estimated "30 million Americans

nightly go to bed hungry in the so-called land of plenty." Statistics such as those, he continued, prompted the humanitarian theme for this King commemoration. Two organizations were designated to receive the donations—the Montgomery County department of social services in Maryland, and the House of Imogene in Washington, D.C.

"Martin Luther King, Jr. had a direct influence on my life and on my convictions," said NIH director Dr. Harold Varmus, who recalled his student days at Amherst College in the late 1950's. During that time, he said, there were about four African American students in his class of 300 males. "Amherst  
(See KING COMMEMORATION, Page 8)



*NIH director Dr. Harold Varmus (l) and NCI director Dr. Samuel Broder (c) join keynote speaker Dr. LaSalle Leffall at NIH's Martin Luther King, Jr. commemoration.*

## Maria Freire To Direct Technology Transfer

Dr. Maria C. Freire has been appointed director of the Office of Technology Transfer (OTT), effective Feb. 5. She established and has headed the office of technology development at the University of Maryland at Baltimore and at the University of Maryland, Baltimore County. Her responsibilities included the effective transfer of technology from academia to industry, patenting and licensing activities, technical evaluation, legal protection, and the marketing of inventions and innovations that arose from both campuses.

"Dr. Freire is uniquely qualified to meet the challenge of this important office," said NIH director Dr. Harold Varmus, announcing the appointment. "Her background and experience make her the ideal candidate, and we are delighted that she is available to accept this responsibility."

Freire earned her Ph.D. degree in biophysics at the University of Virginia in 1981, and has completed postgraduate work in immunology at the University of Virginia and in virology at the University of Tennessee. For 2 years she held an AAAS congressional science fellowship, sponsored by the Biophysical Society and by the American Society for Photobiology, which enabled her to serve  
(See FREIRE, Page 2)

## OE's 'Saturday School' Reaps Prompt Rewards

By Ruth Levy Guyer

P, C, and R may be, after N, I, and H, the three letters most often juxtaposed in conversations on the NIH campus. So one would not normally label a discussion of PCR basics and the merits of the technology "remarkable." But remarkable is an apt term for a recent session in the Cloister, because the discussants were teenagers.

The 25 students comfortably batting around words like polymerases, thermocycling, and restriction enzymes were summing  
(See SATURDAYS, Page 6)



*Students who took part in the Saturday School familiarize themselves with lab work.*


## Fluoridation Marks 50 Years of Cavity Prevention

By Patricia Sheridan

On Jan. 25, 1945, at 4 p.m., one of the most successful public health projects in history began. Grand Rapids, Mich., became the first city in the world to fluoridate its drinking water, setting the stage for a dramatic national decline in the rate of dental cavities. Today, as water fluoridation celebrates its 50th anniversary, fluoride continues to be dental science's main weapon in the battle against tooth decay.

Fluoridation of the Grand Rapids water supply launched a 15-year study sponsored by the Public Health Service, the University of Michigan, and the city of Grand Rapids to monitor the rate of tooth decay among the city's 30,000 schoolchildren. After just 11 years, scientists announced that the rate of dental cavities had dropped more than 60 percent.

For the first time in history, tooth decay—the inevitable cause of pain and suffering for generations of youngsters—was proven to be largely preventable. Today more than 144 million Americans in approximately 10,500 communities drink fluoridated water, one of the  
(See FLUORIDATION, Page 4)



*Dr. Francis Arnold (l) of NIDR and Dr. Philip Jay of the University of Michigan count colonies of bacteria in cultures made from the saliva of schoolchildren during the Grand Rapids fluoride study.*

## FREIRE APPOINTED TO OTT POST (Continued from Page 1)

as a legislative assistant to Rep. Norman Y. Mineta and Sen. John D. Rockefeller, IV. Her legislative interests included science, technology, higher education, and the environment.

She has received numerous honors and awards, including a grant from the National Science Foundation in science teacher training. She has advised many national and international boards and committees, including the emerging company section of the Biotechnology Industry Organization.

OTT serves as the principal agent for the research institutions of the Public Health Service—NIH, the Centers for Disease Control and Prevention, and FDA—in carrying out the technology transfer policies of the U.S. government as expressed by Congress in the Federal Technology Transfer Act of 1986.

OTT conducts the following activities on behalf of the PHS intramural research community: assisting in evaluation of patentability and marketability of new inventions, obtaining and enforcing domestic and foreign patents on inventions made by intramural laboratories, marketing and licensing patent rights and other intellectual property to industry, and evaluating requests from intramural scientists that the government waive its intellectual property rights to employee inventions.

OTT also administers licensing agreements, including royalty administration, helps agencies administer cooperative research and development agreements (CRADAs), and provides policy directives in the field of technology transfer both to PHS personnel and to potential technology transfer partners outside the government. □

## Employee Assistance Workshops Resume on Tuesdays in the VIC

In February, the NIH Employee Assistance Program will continue its "Tuesdays at the Little Theater" video workshop series: Work, Career, and Personal Growth. The new topic will be, "Dealing with Conflict & Confrontation," on Tuesdays, Feb. 7, 21, 28, and Mar. 7 and 14.

The video series topics are typical workplace issues faced by NIH employees. Each workshop session has two parts—first a segment of videotape featuring an expert speaker is shown; then, EAP staff lead a group discussion. While attendees benefit most from participating in all of a topic's sessions, each session focuses on different aspects of the topic.

The lunch-time, drop-in format makes attending simple. The series is free and open to all employees without registration. The sessions are held from noon to 1 p.m. in the Visitor Information Center's Little Theater, Bldg. 10. Future topics in the series include "How to Listen Powerfully," in April; and "How to Deal with Difficult People," in June. For information, call EAP, 6-3164. □

## MBRS Investigator Hillyer Becomes AAAS Fellow

Dr. George V. Hillyer, a professor of pathology and NIGMS Minority Biomedical Research Support (MBRS) Program associate investigator at the University of Puerto Rico School of Medicine in San Juan, recently was elected a fellow of the American Association for the Advancement of Science (AAAS). He was elected for his "pioneering work on cross-immunity in schistosomiasis and fascioliasis and for careful analysis of the antigenic determinants both for immunity and immunodiagnosis," according to AAAS. This research has been supported by NIAID.

Hillyer has been associated with the University of Puerto Rico system since 1972. During that time, he has served as a professor of immunology and parasitology (1972-1987) and as chairman of the department of biology (1981-1987) at the Rio Piedras campus. In 1987, he transferred to the medical sciences campus. Since joining the staff, he has served as director of the Laboratory of Parasite Immunology and Pathology. Hillyer also was responsible for writing the curriculum for the university's first intercampus Ph.D. program in biology, which began in 1981.

His association with MBRS began in 1973, when he and a colleague wrote the original MBRS grant application for the University of Puerto Rico, Rio Piedras campus. He served as the director of the school's MBRS program from its inception in 1974 until 1983.

Over the past 20 years, he has acted as a mentor to many MBRS participants who have gone on to pursue biomedical research careers. "The MBRS program is a great program," he says. "It has enabled many students to work in actual laboratory settings, which is a key factor in the decision to pursue a research career."

Hillyer earned a B.S. in biology from the University of Puerto Rico and a Ph.D. in microbiology from the University of Chicago. He has received numerous awards and honors, including election as fellow to the American Academy of Microbiology, the Bailey K. Ashford Medal from the American Society of Tropical Medicine and Hygiene, and the Henry Baldwin Ward Medal from the American Society of Parasitologists.

The AAAS council elects those whose "efforts on behalf of the advancement of science or its applications are scientifically or socially distinguished." Hillyer will be presented with a certificate and a rosette at the society's annual meeting in Atlanta in February. □

Dr. George V. Hillyer

## Grad School Seeks Teachers

The FAES Graduate School at NIH has openings for new instructors and new courses (at all levels) in chemistry, physical and biomedical sciences, medicine, statistics or any other area. If you would like to teach one night a week, have ideas for courses not listed in the current catalog, would like to share specialized knowledge in any scientific or nonscientific area and/or have the desire to acquire teaching experience by teaching a new course, or participate in the teaching of a current course, call Lois Kochanski, 6-7976. Even if you are at NIH (or elsewhere) on a temporary basis, your services are welcome. Not only can you add "teaching experience" to your CV, but you can also be paid for your efforts, receive FAES bookstore discounts and Social Security coverage. A number of FAES instructors have written popular textbooks based on their courses. □

## Blue Cross To Hold Service Day

Blue Cross/Blue Shield of the National Capital Area will be on the NIH campus Monday, Feb. 6, to assist enrollees who have claims or enrollment problems. A representative will be available from 10 a.m. to 1 p.m. on that day in Bldg. 31, Conf. Rm. 9 (C wing, 6th fl.) armed with a laptop computer to directly access the enrollee's records at Blue Cross/Blue Shield headquarters. No appointment is necessary. Assistance will be provided on a first-come, first-served basis. It is anticipated that additional service days will be scheduled in the future. □

## The NIH Record

Published biweekly at Bethesda, Md., by the Editorial Operations Branch, Division of Public Information, for the information of employees of the National Institutes of Health, Department of Health and Human Services. The content is reprintable without permission. Pictures may be available on request. Use of funds for printing this periodical has been approved by the director of the Office of Management and Budget through September 30, 1995.

**NIH Record Office**  
Bldg. 31, Room 2B-03  
Phone 6-2125  
Fax 2-1485

**Editor**  
Richard McManus  
rm26q@nih.gov

**Assistant Editor**  
Carla Garnett  
cg9s@nih.gov

### Correspondents:

CC, Sara Byars  
DCRT, Mary Hodges  
DRG, Judith Grover  
FIC, Irene Edwards  
NCI, Patricia A. Newman  
NCHGR, Leslie Fink  
NCRR, Lori Mulligan  
NEI, Linda Huss  
NHLBI, Louise Williams  
NIA, Vicky Cahan  
NIAAA, Ann M. Bradley  
NIAID, James Hadley  
NIAMS, Janet Howard  
NICHD, Carol Florance  
NIDA, Mona Brown  
NIDCD, Gail Blatt  
NIDDK, Eileen Corrigan  
NIDR, Mary Daum  
NIEHS, Thomas Hawkins  
NIGMS, Wanda Warddell  
NIMH, Marilyn Weeks  
NINDS, Shannon E. Garnett  
NINR, Marianne Duffy  
NLM, Roger L. Gilkeson

The NIH Record reserves the right to make corrections, changes, or deletions in submitted copy in conformity with the policies of the paper and HHS.

## Teaching Methods Challenged

### Article Updates NICHD-Funded Learning Disabilities Research

By Robert Bock

The "whole language" approach to teaching reading simply does not work for children with reading disabilities, while a structured, "phonics-based" approach is more likely to help them. The I.Q./achievement discrepancy used by many school systems to allocate special educational services is probably invalid. Although schools identify four times as many boys as girls as reading disabled, girls are as likely as boys to have a reading disability.

These are just a few of the major research findings summarized in an article describing the most comprehensive and up-to-date body of learning disabilities (LD) research in existence. The research, funded since 1985 by NICHD, is presented in the January issue of the *Journal of Child Neurology*.

"Within the past 10 years, NICHD research has identified the major cognitive mechanisms underlying dyslexia and other learning disabilities and how the assessment of these mechanisms can help to predict the onset, developmental course, and outcomes of such disorders," wrote the author, Dr. G. Reid Lyon, director of extramural research programs in learning disabilities at NICHD's Human Learning and Behavior Branch.

In the article, Lyon summarizes NICHD-sponsored research on reading and language-related processes, attention disorders, the genetics of learning disabilities and the brain abnormalities implicated in learning disorders.

Regarding reading disability, it is now known that this disorder affects at least 10 million children, or roughly one child in five.

The vast majority of children with reading disabilities lack the ability to separate words into their component sounds, an ability referred to as phonological awareness. These children also have difficulty recognizing that letters of the alphabet stand for specific speech sounds. Numerous studies have shown that highly structured, explicit instruction in letter-sound correspondences is more effective for teaching these children than the "whole language" method. Whole language, popular in many school districts, emphasizes the context and intent of a body of text, rather than individual words and letter sounds.

Other NICHD-sponsored research has called into question the longstanding practice in many school systems of distinguishing between reading-disabled children who have a discrepancy between their overall I.Q. scores and their reading scores and those who do not have such a discrepancy. In fact, children with reading disabilities have difficulty with the skills needed for reading words, regardless of whether or not they have an I.Q.-reading score discrepancy.

"The assumption that an aptitude (typically assessed using intelligence tests)-achievement

discrepancy is a clear diagnostic marker for LD or can be considered a pathognomic sign is at best premature, and at worst invalid," Lyon wrote.

The article also notes that although schools classify four times as many boys as girls as having a reading disability, several studies have shown that boys and girls are equally likely to be affected.

Next, Lyon summarized NICHD research related to the symptom complex known as attention deficit disorder (ADD). Briefly,

***The vast majority of children with reading disabilities lack the ability to separate words into their component sounds.***

individuals with ADD have extreme difficulty maintaining their attention, seeming to be impulsive and to have difficulty sticking with tasks for long periods of time.

NICHD-sponsored researchers have found that although ADD and reading disability are often found in the same persons, neither disorder causes the other. Rather, the two disorders appear to be separate and distinct. However, because reading disability is often found together with ADD, and because ADD is more likely to occur in males, many more males than females are identified as reading disabled as a consequence of their being diagnosed with ADD.

Other research suggests a genetic component to reading disabilities, with family studies showing that many individuals may inherit deficits in phonological awareness. Additional studies link reading disorders to a specific site on chromosome 6.

Based on NICHD-funded brain imaging studies, the brains of some people with dyslexia appear different than the brains of normal readers. In people with dyslexia, the rear portion of the left hemisphere—the left half of the brain—is either smaller than the corresponding part of the right hemisphere, or the two hemispheres are the same size. For normal readers, the rear portion of the left hemisphere is larger than the corresponding portion of the right hemisphere. For dyslexic individuals, the size reduction in the left hemispheres is most evident in a region in the rear of the brain known as the planum temporale. In addition, neuroimaging studies that view how the brain processes information show clear differences between people with dyslexia and normal readers. □

## DCRT Hosts Lecture on Gender Bias in Education, Feb. 6

"How America's Schools Shortchange Girls: (Subtle) Gender Bias in (Science) Education" will be addressed by Drs. Myra and David Sadker, professors at American University and authors of the book *Failing at Fairness: How America's Schools Cheat Girls* (Charles Scribner's, 1994) in a lecture at Wilson Hall, Bldg. 1, on Monday, Feb. 6 at 2 p.m.

Extensive research conducted by these two social scientists and their students over the past 20 years indicates that gender bias in schools makes it difficult for girls to receive an education equal to that received by boys. That, according to data and conclusions in their book, may be one reason why fewer female students pursue careers in mathematics or science.

The Sadkers documented the existence of gender bias from the classroom to the boardroom and have developed training

*Drs. Myra and David Sadker*

programs to combat sexism and sexual harassment in more than 40 states and overseas. They have directed more than a dozen federal equity grants, written six books and more than 75 journal articles. Their work has been published in hundreds of newspapers, including the *Washington Post*, the *London Times*, the *New York Times*, and the *Wall Street Journal* and was the backbone of the recent report from the American Association of University Women, "How Schools Shortchange Girls." Among honors received by the couple is the American Educational Research Association's award for the best review of research published in the United States during 1991. They have also appeared on local and national television and radio shows. The session, sponsored by DCRT and cosponsored by the NIH women scientist advisors and the NIH Office of Equal Opportunity, is open to all. □

## FLUORIDATION MARKS 50 YEARS (Continued from Page 1)

best public health bargains. Water fluoridation costs an average of only 51 cents per person per year—the price of a candy bar. Over a lifetime, the \$38.25 expenditure for fluoride is less than the average cost of just one dental filling, about \$42.

Research on fluoride and its effects on tooth enamel began in earnest in the early 1930's under Dr. H. Trendley Dean, a dentist at what was then the National Institute of Health. Scientists had observed low decay rates among people whose drinking water contained high levels of fluoride, a naturally occurring mineral. Dean provided the first solid evidence linking the amount of fluoride in the drinking water to the incidence of dental decay. These studies provided the scientific foundation upon which the National Institute of Dental Research was established in 1948, with Dean as its first director.

By the early 1940's, dental scientists concluded that water containing 1 part per million fluoride would protect teeth from decay. Their theory was put to the test in 1945, when fluoride was added to the almost fluoride-free water supply of Grand Rapids.

Former NIDR director Dr. David Scott was an investigator on the Grand Rapids project. He now recalls, "The most important historical feature of water fluoridation was that this public health measure simply replicated what had already been demonstrated in nature." The Michigan study and others carried out during the 1940's and 1950's confirmed that when fluoride was added to community water supplies, decay rates dropped dramatically. Scott notes, "One of the most exciting experiences of my career was observing firsthand the benefits of fluoridation in the people of Grand Rapids."

From 1971 through the mid-1980's, three national surveys of children's oral health showed a continued decline in dental cavities, a trend attributed largely to the widespread

*Dr. David B. Scott examines the teeth of a Grand Rapids schoolgirl. He was the only examiner to participate in all 15 years of the Grand Rapids study. He later became the director of NIDR.*

use of fluoride in community water supplies, toothpaste, and other forms. The most recent survey in 1986-1987 found that American children had 36 percent fewer cavities than they did at the beginning of the 1980's. That decline followed a similar drop in the prevalence of tooth decay during the 1970's. And the news is good for adults too—studies show their tooth decay rates are also reduced as a result of water fluoridation. Despite these reductions, however, tooth decay remains a problem, particularly for those with poor oral hygiene and limited access to professional dental care.

Exactly how fluoride prevents cavities is not fully understood, but scientists do know that fluoridated water most benefits those who drink it from birth, and the protection holds throughout life for persons who continue to live in fluoridated communities. For the 26 million Americans who live in areas without central water systems, there are a variety of

ways to receive fluoride, including fluoridated toothpastes, gels, mouth rinses, and other products. Although beneficial, fluoride from these sources is not as effective as water fluoridation in preventing tooth decay. Studies show that, even today, children who have always lived in a fluoridated community have up to 25 percent less decay than youngsters who have never lived in a fluoridated area. □

## CC Gets Good Report Card

The Clinical Center received high marks at the conclusion of the recent Joint Commission on Accreditation of Healthcare Organizations (JCAHO) survey. The four-person survey team spent 3 days examining CC policies and procedures, visiting patient care units, and interviewing hundreds of employees.

"The Clinical Center will be granted a full 3-year accreditation by the Joint Commission," said Dr. John Gallin, CC director. "This accreditation reflects the consistently high quality of care that we provide to our patients as well as the hard work of all of our employees in preparing for the survey. The team was very impressed with the quality of our staff as well as our commitment to the institution's biomedical research mission. The success of the survey is a direct reflection of the quality and effort of each CC and institute employee."

"The surveyor team found no deficiencies in the care we provide to our patients. The only recommendations not related to patient care the surveyors offered involved infrastructure problems in our 40-year-old building," said Dr. David K. Henderson, CC deputy director for clinical care.

"The 1994 survey process marked the first time that the survey team evaluated actual performance rather than relying strictly on the documentation of policies, procedures, meeting minutes, and other reports. The surveyors wanted to know how well we integrated efforts across departmental boundaries. The team was clearly impressed with the way we approach patient care as a team," noted Henderson.

The CC will be surveyed again in 1997. However, starting in 1994, JCAHO initiated interim unannounced surveys for a small percentage of accredited hospitals.

"The Clinical Center can stay prepared for these 'surprise' surveys by continuing our outstanding clinical performance as well as by maintaining up-to-date policies, procedures, and documentation," offered Henderson.

The not-for-profit Joint Commission has functioned for more than 40 years as the nation's major forum for establishing standards for health-care organizations. It accredits more than 8,000 hospitals and health-care facilities each year with a mandate to assure quality care for the public. □

## Stem Cell Processing Explored

The field of stem cell transplantation has seen major advances in recent years. To review those advances and recommend areas for future research, the NHLBI Bone Marrow Transplantation Branch is convening a special 2-day workshop.

The "Stem Cell Processing Workshop" will be held Feb. 16-17 in Lister Hill Auditorium, Bldg. 38A. About 25 experts from the United States and Canada will speak. To register or obtain more information, call Holly Dodge, (301) 468-6555, ext. 2060. □

## NIAID's Harold Ginsberg Honored by Bristol-Myers Squibb

By Greg Folkers

For the second consecutive year, the prestigious Bristol-Myers Squibb Award for Distinguished Achievement in Infectious Disease Research has been awarded to a scientist from the NIAID Laboratory of Infectious Diseases (LID).

Dr. Harold S. Ginsberg, an expert in the LID and professor emeritus of microbiology and medicine at Columbia University's College of Physicians and Surgeons, received the award for a lifetime of work devoted to describing the genetic makeup of adenoviruses and their role in human respiratory disease. He currently conducts research into adenovirus and simian AIDS pathogenesis at NIAID's Twinbrook facility.

Ginsberg succeeds Dr. Robert M. Chanock, LID chief, as the recipient of the Bristol-Myers award. The two other recipients of the award have been NIAID grantees: Dr. Bernard Fields of Harvard University and Dr. Barry Bloom of Albert Einstein University.

"Dr. Ginsberg has made enormous contributions to viral research, notably in our understanding of the molecular virology and genetics of adenoviruses and their pathogenesis in a host," said Dr. Anthony Fauci, NIAID director. "This award is a testament to Dr. Ginsberg's extraordinary career and is another milestone in the proud history of the Laboratory of Infectious Diseases."

"Dr. Ginsberg's career, which has spanned 50 years without diminution of excellence or vigor, is an inspiration to younger scientists," said Chanock. "Throughout, he has remained a major contributor to our understanding of an important family of viruses."

In the 1950's, Ginsberg was the first to demonstrate that adenoviruses cause certain infections, including acute respiratory disease (ARD) and a form of pneumonia that commonly strikes children. Subsequently, he characterized the genome of various adenoviruses and described the molecular mechanisms used by these agents to injure host cells and cause disease. His work paved the way for development of subunit vaccines to prevent adenovirus infections and for new treatments, and also shed light on the role of other viruses in tumor formation.

His characterization of adenovirus genes and proteins has enabled other researchers to use these viruses as vectors for delivering healthy genes to patients with cystic fibrosis and other inherited diseases.

"Dr. Ginsberg is a gentleman scientist of the old school—he always has been very generous with his reagents and his ideas, and his acknowledgment of the roles of other people," says virologist Dr. Janet Hartley of NIAID's Laboratory of Immunopathology. "He is uncommonly accomplished in both classical virology and molecular virology."

In 1985, Ginsberg spent a sabbatical year in the LID to study the pathogenesis of adenovirus type 5 in cotton rats, providing

new insights into adenovirus genetics, transcription, replication and gene expression. He demonstrated, for example, that only early gene expression is required to produce the lung pathology of adenovirus pneumonia, and that the early region 3 of the adenovirus genome plays an important role in the latency of the virus.

Ginsberg's arrival gave LID staff "the opportunity to observe, close up, a master experimentalist proceeding against a previously elusive and complex target," noted Chanock. "Many molecular virologists

preface their grant proposals with a statement of their ultimate dedication to unraveling the mysteries of pathogenesis, but very few ever deliver. Dr. Ginsberg is one of the very few!"

Ginsberg earned his medical degree at Tulane University School of

Medicine in 1941. After clinical training at Mallory Institute and Boston City Hospital, he served as a physician in the U.S. Army, and then resumed his academic career at what was then Rockefeller Institute in New York. In the 1950's, he continued his research into influenza viruses and ARD at Case Western Reserve University and, in 1960, became chairman of the department of microbiology at the University of Pennsylvania. In 1973, he moved to Columbia to become chairman of the microbiology department there. Ginsberg joined NIAID in 1993.

He is a member of the National Academy of Sciences and the Institute of Medicine. He received the U.S. Medal of Honor for his discovery that the use of plasma was causing severe hepatitis in wounded soldiers. He also has been awarded the Academy Medal from the New York Academy of Science, the Physicians and Surgeons Distinguished Service Award, the Outstanding Professor Award from the University of Pennsylvania and the Humboldt Award for the senior U.S. scientist category.

Ginsberg helped found the American Society of Virology, and served as its president from 1983 to 1984 and as editor of the *Journal of Virology* from 1979 to 1984. □

## USUHS Performance Study Recruits Male Volunteers


The USUHS department of medical and clinical psychology needs healthy male, nonsmoking volunteers, between ages 21-45, for a 2 1/2-hour study of the effects of noise on performance. Volunteers will be paid \$30. Call Laura, (301) 295-3263. □

## NINDS Receives \$1.8 Million Gift


The largest donation ever made to NINDS provided a \$1.8 million bonus for research into neurological disorders. "This was completely unexpected," said NINDS Executive Officer Richard L. Sherbert, Jr., of the bequest made by Kenneth S. Harrison, who died in August 1992. Harrison, who had no known connection with NIH, retired in 1969 as chief counsel of the U.S. Coast Guard and was a rear admiral in the Coast Guard Reserve. "The money was left in honor of Admiral Harrison's wife, Anita B. Harrison," Sherbert said. "It was Admiral

Harrison's wish that the funds be used to aid in finding the causes of and a cure for peripheral neuropathy, the disease which eventually caused his wife's death."

A native of Maryland, Harrison was a resident of Alexandria for many years. He began a civil service career with the federal



Kenneth S. Harrison



Attorney William F. King (c) presents a check for \$1.8 million from the estate of Kenneth S. Harrison for neurological research to NINDS director Dr. Zach W. Hall and deputy director Dr. Patricia A. Grady.

government in the 1920's and attended law school during the evenings. During the 1930's, he worked for the War Department, was appointed a special attorney with the Bureau of Customs, and later served in the office of the general counsel of the Treasury Department. He took over as chief counsel of the Coast Guard in 1938 in a civilian capacity and served in the same position on active duty during World War II. After the war, he returned to civilian status but maintained his commission in the Coast Guard Reserve. In 1956 he was appointed to the rank of rear admiral, the first officer in the Coast Guard Reserve to attain that rank. He retired from the reserve in 1961.

"The institute will create an appropriate memorial that will bear Mrs. Harrison's name," Sherbert said. "One of the possibilities is an annual lectureship." □

## SATURDAYS AT NIH PROVED FUN, EDUCATIONAL FOR STUDENTS

(Continued from Page 1)

up their laboratory findings. They had spent 2 months attending the Saturday School run by the NIH Office of Education. The students, called "the best of the best" by Dr. Mary McCormick who ran the program, had been nominated for the program by their schools.

During their eight Saturdays on the campus, the students became expert at basic laboratory procedures—pipetting, loading and running gels, transforming and plating bacteria—and learned to plot and analyze data. They grew comfortable evaluating and discussing scientific papers and popular literature about science, and they could talk knowledgeably about the strengths and merits of leading-edge technologies such as PCR.

"The atmosphere was relaxed for the kids," said Judy Price, a Watkins Mill High School

Someone else remarked that "at school, they can't afford equipment, so we have to watch teachers do experiments," a far cry from what goes on in the Saturday School laboratory.

Many of the students hope to work in NIH laboratories next summer. So, on one Saturday, after the students had spent the morning in the lab, Gloria Seelman of OE talked about how to write a resume and the importance of writing a cover letter that would catch the eye of a lab chief. "You may never get an interview," she told the students, "so the cover letter becomes the interview. Think how you would be as an employee. You want them to choose you."

Seelman had the students take a stab at writing a cover letter. Then they were told to exchange letters. The students "praised and polished" each other's letters, and then

Seelman asked who had read a really good cover letter. Everyone agreed that the letter that was read aloud was excellent, because the writer had used good, nonbureaucratic expressions and because her words effectively conveyed her human qualities.

When the students returned that afternoon to the lab, it was time to take their test tubes out of the PCR thermocycler. They added dyes to the samples and then loaded them onto gels. With all the gels running, the class headed upstairs to one of the classrooms to talk about

their reading assignments.

In groups of two, three, or more, the students presented the meat of articles they had read. Two girls talked about Kary Mullis, the developer of PCR who had gotten his inspiration for the revolutionary technology while driving home late one night. They discussed the irony of how, in this pivotal moment for science, Mullis was berated

*Students at OE's Saturday School took advantage of NIH's well-outfitted laboratories.*


strongly by his traveling companion for pulling off the road, turning on the lights in the car and waking his companion—just so he could jot down his ideas.

Five students talked about an article that explained how PCR was helping to establish whether a dentist had or had not transmitted the AIDS virus to his patients. Four others described a new sequencing technique developed by Tom Caskey and then compared its strengths and weaknesses to those of PCR and RFLP technologies.

McCormick then showed the students an article in *Business Week*, "Gene Machine Starts Cloning Cash." It was rife with errors and the students loved finding the most egregious of them.

This was just an average day at the Saturday School. On other Saturdays, the students learned how to search the biomedical literature and how to get into NIH Ednet, an OE electronic bulletin board. The mix of lab work, science dogma, discussions of strategies for success, and new friendships was a good and stimulating one. Said one student, "Everybody wanted to be here, and that was the best part."

It is not an exaggeration to say that the graduation ceremony on the last Saturday, which was attended by some 100 parents,




*During their eight Saturdays on the campus, the students became expert at basic laboratory procedures—pipetting, loading and running gels, transforming and plating bacteria.*

teacher who helped with the program. She is a graduate of another OE program, which included a year-long research experience in an NIH laboratory. "From a teacher's point of view, the situation was perfect. The course stretched their level but wasn't intimidating, and this is a positive reflection on how they were instructed."

The students were uniformly enthusiastic about the program. "Awesome," said one. "Worth getting up on Saturdays," said another. "It was...like...the perfect learning experience," said a third.

Many of the students in the program came knowing that biomedical science was for them, but others were testing the waters, and they found them to be ideal. One girl who had been eager to be an environmental engineer is now set on a career in biomedicine. "The experience totally changed what I want to do," she said, characterizing the 8 weeks as wonderful. "They answered every question we asked. They didn't just write off our questions the way they do in school."

"The teachers here are funny," said another enthusiastic student. "It's not like regular school. It's like a laid-back school."



*Shown above with Office of Education director Dr. Michael Fordis (front, r), 25 students spent 2 months attending a recent session of the Saturday School run by OE.*

siblings, and friends, was reminiscent of a 1960's-style lovefest. Everyone was smiling and everyone was thanking everyone else. Many students turned to McCormick during the picture-taking session to express their heartfelt thanks to her. One parent remarked that it is "so much fun to bring out the best in people. This program obviously does that. It should be done more often."

Dr. Michael Fordis, OE director, expressed appreciation to the parents for participating and for "making the sacrifices that were necessary to get the children to NIH each Saturday." Fordis congratulated the students on their accomplishments. "From our vantage point," he said, "the students seem to get more enthusiastic each year. We hope to keep pace with your enthusiasm and provide experiences that give you a sense of the tremendous excitement that we feel when we peer into the unknown—the excitement we find in biomedical research. Our hope is to encourage students to study science and to become scientifically literate citizens, even those who do not choose scientific careers."

## NIMH's Career Opportunities in Research Program Comes of Age

The coming-of-age of a unique NIMH program that nurtures undergraduate students from colleges with predominantly minority enrollments was evident at the annual COR (Career Opportunities in Research) colloquium held recently. Dr. Denise Person, one of the program's first graduates more than a decade earlier, was back at the event—but this time as a talent scout on a recruiting mission for her university. Now a psychology faculty member at Pennsylvania State University, she conducts research on cognitive aspects of aging, specifically the effects of chronic worry.

Under COR, selected third- and fourth-year honors undergraduates are assigned faculty mentors who provide hands-on training aimed at preparing them for graduate study in neuroscience and behavioral science disciplines relevant to mental health fields. So far, about 80 percent of COR students have gone on to graduate school.

Seasoned observers noted a maturing in the scientific caliber of students' research presented at the colloquium. "It's amazing how advanced these students are," remarked Sherman Ragland, NIMH deputy associate director for special populations. "The kinds of research they're doing is second-year graduate school level, not what one sees from the typical undergraduate student."

The Office for Special Populations, headed by NIMH associate director Dr. Delores Parron, has sponsored the program (called the ADAMHA MARC program until 1992), along with NIDA and NIAAA, since 1985. Dr. Rodney Cocking is the minority institutions program manager for the NIMH COR program.

Students from 15 participating universities shared their latest findings with each other

Fordis could not disguise his pleasure when speaking about the large number of students who, having graduated from the program, go on to apply for research internships at NIH. The program has now been running for 4 years. It was set up through a collaboration between OE and Drs. John Ruffin and William Coleman (an NIH scientist) in what was then called the Office of Minority Health Research. Since the second year, the program has been cosponsored by OE and the Office of Research on Women's Health, directed by Dr. Vivian Pinn.


Recently, Seelman received an e-mail message from a student who had been in the program last year. "I hope you still recognize (my) name, but, in case you don't, I was in the (Saturday School) last fall. I was one of the few who got up really early on Saturday mornings to tinker around with DNA. Currently I am attending Lehigh University, majoring in molecular biology...The reason I decided to write was to tell you what this program helped me achieve...I have been named a paid research assistant in the lab of

the chairperson of the molecular biology department here. My position apparently was unheard of for a freshman...Needless to say I am quite excited and would like to personally thank you for giving me the opportunity to get my foot in the research door."

"There is," said one of the fathers at the graduation ceremony, "an expression that luck is where preparation meets opportunity. All these kids prepared themselves for this—they didn't know they were doing it. This has been a unique opportunity and one that was well-timed. I think you started something." □

## Men Sought for Study

NIMH requires healthy men between ages 20 and 50 for a study of brain function and structure, using PET and MRI techniques. The PET scan involves exposure to an amount of radiation that is within both NIH and FDA guidelines. Study takes place on the Bethesda campus. Volunteers will be paid. If interested, call 2-3682. □



*Elizabeth Bruneau (c) a psychology undergraduate at Hunter College in New York, presents her poster "Cerebral Asymmetry and Olfaction in Infancy," at the recent COR colloquium. Other attendees include (from l) NIMH Deputy Associate Director for Special Populations Sherman Ragland, Hunter College COR Associate Lily Jieu, Wayne State physiology faculty mentor Dr. Robin Barraco, and Dr. Harry June of Indiana University.*

and faculty mentors at the 3-day event, held in Washington, D.C. More than 70 poster and slide presentations spanned topics from basic neurophysiology (e.g., "Prolactin Release from two Regions of the Rat Anterior Pituitary Gland in Response to Hypothalamic Factors") to sociology and social work (e.g., "Effect of Shelter Life on the Family Planning Activities of its Residents").

Spotlighted as role models at the event were 23 graduates of the program—dubbed COR "stars"—who are already distinguishing themselves in science. In addition to Penn State's Person, these included:

★ Dr. James Earl Davis, a 1983 COR psychology graduate and valedictorian of his class at the Georgia Institute of Technology, who is currently a visiting professor/scholar

in the department of human service studies in Cornell University's College of Human Ecology;

★ Dr. Margaret Murray, a 1987 graduate who went on to complete medical school at Albert Einstein College of Medicine, conducted a study on AIDS in Zimbabwe, and is now doing a pediatric residency at Montefiore Medical Center in the South Bronx;

★ Dr. Jacqueline Huey, a 1988 graduate from Grambling State University, who is now a sociologist at Wayne State University studying criminology and problems facing minority women;

★ Dr. Angela Shannon, a 1984 *cum laude* graduate from Spelman College, now a postgraduate resident in child

and adolescent psychiatry at Emory University, who does research on violence in children.

The colloquium also featured a plenary talk by NIMH acting director Dr. Rex Cowdry, and a keynote address by neuroscientist Dr. James Townsel of Meharry Medical College. Impressed with the level of student involvement, Ragland said he looks forward to the day when COR graduates are the directors of some of the research training programs that NIMH supports.—Jules Asher □

## Blood Donor Center Hours

The NIH Blood Donor Center hours are Monday, and Wednesday through Friday, 7:30 a.m. to 3:30 p.m.; Tuesday, 7:30 a.m. to 12:30 p.m. Call 6-1048 to make an appointment. □

## KING COMMEMORATION STRESSES 'EVERYONE CAN SERVE'

(Continued from Page 1)

was not a place you would call diverse.

"Despite the insularity," Varmus continued, some Amherst students began in 1958-59 to learn about the status of Black students in the South and about King's "peaceful, but determined efforts to put an end to the practice of segregation." Varmus said growing knowledge about King's work inspired him and a few of his friends to pack their own picket signs, drive down on buses to Washington from New England and join a White House protest march of about 200 students on Apr. 15, 1960.

"Our 1-day protest in Washington is now largely—perhaps appropriately—forgotten by all but a few of us who were there," Varmus said. "It was surely one of the smallest acts of a great civil war. But, it was also an indicator of changes occurring in the minds of our citizens. It prophesied the changes in our behavior that have occurred in the North as well as the South—changes that Dr. King put in motion almost singlehandedly. As a result our society is more open. Places like Amherst look a lot different today than they did in my day."

In a unique addition to the program, remarks were offered in sign language by NIDCD personnel assistant Lori E. Ingram, who is deaf. "We must be interested in doing more than just our jobs," she signed, while an interpreter spoke the words for the audience. "We must be concerned for our fellow man and not ignore the homeless and needy in our communities."

Providing messages in music and dance were the Coppin State College Choir, which made an unprecedented return command performance to NIH; and the NIH Preschool Song and Dance Troupe, which presented a medley of "Rainbow" songs using colorful scarves.

"Every color in the rainbow is precious," sang the toddlers, who themselves formed a colorful rainbow representing nationalities such as India, Russia and China.

Explaining that the children's words should inspire the audience, keynote speaker Dr. LaSalle Leffall, Jr., said it is time for all people to perform a "grace note." Leffall spoke of a long-ago conversation with the late jazz musician Julian "Cannonball" Adderly during which the surgeon, oncologist and unofficial student of jazz terminology described how he learned the definition of a grace note. Leffall said he and Adderly were listening to a recording of "Lush Life" by jazz great John Coltrane when the Cannon asked Leffall's opinion of the "grace note" during a particular sequence. Puzzled with the term

familiar mainly to music aficionados, Leffall was told that such a note is one whose timing does not affect the rhythm of the bar. A grace note, he told the audience, is not really part of the sheet music, but is "something a little extra, a nicety, an ornament," made all the more special because the musician has performed it without instruction or provocation...just because.

Tying musical improvisation to his own area of expertise—and that of the NIH community, Leffall described the feelings of a cancer patient he had treated. The patient told Leffall she no longer wanted to be brought to her radiation therapy sessions by the person who had been regularly bringing her because, the patient said, "I can tell that [the friend] doesn't really want to do it."

Leffall said the audience should learn from the patient's words: "The recipient of a favor almost always knows whether you did it because you wanted to or whether you did it because you had to do it.


"That's what the Cannon was talking about," the surgeon continued. "In our lives, we must be willing to do something just a little extra—perform that grace note—to let people know that we genuinely care about them."

Professor and chairman for 25 years of the department of surgery at Howard University, Leffall has devoted his professional life to the study of cancer, especially as it affects African Americans. He was introduced at the program by NCI director Dr. Samuel Broder, who called Leffall a personal friend and estimated that the professor of surgery had taught more than 3,500 medical students and trained more than 150 general surgeons.


A distinguished scholar, military veteran and physician who said he has witnessed the "human condition in peril and seen demonstrations of courage beyond description," Leffall shared his own ideas on King and what constitutes a valuable life.

"To see someone in need of help," he said, "and to give aid, not expecting any encumbrance or remuneration, just a deep, intense personal satisfaction of knowing that you did the right thing. Is that not man's ultimate gift?"

"In life, what's important is not so much superior intellect or even great charisma, but rather...patience and stamina and equanimity under pressure. That's what's important in



*The Coppin State Choir, which performed to rave reviews last year at NIH, makes joyful noises during 1995's King celebration.*



*NIH's Preschool Song and Dance Troupe performs a medley of "Rainbow" selections.*

life. The prime virtue is courage, because that's what makes all the other virtues possible."

Earlier in the program, both Leffall and Varmus had mentioned NIH's responsibility to improve campus diversity, something King spoke about on a national level.

"I am proud of the way most of us at NIH work—shoulder to shoulder, Black and white, males and female," said Varmus, "but I'm also sometimes frankly ashamed of the discrimination I hear about, the anger, harassment, suspicion, ill will. At the NIH we are blessed with a noble purpose—medical science to prevent sickness and death. All of us, regardless of race or sex or intellectual ability, have a contribution to make in this noble goal."

"If NIH can lead in research," Leffall commented, "it can lead in diversity. It can lead in inclusiveness...Respect and trust are not given in perpetuity; they must be earned every day."

Echoing those sentiments, Broder commented on King's legacy, the country's progress toward achieving it and NIH's unfinished business.

"We are maturing as a nation," he said, "when we celebrate the life of a peacemaker, a man who symbolizes the belief that no one is born to crawl and that each of us can, with a little help, fly. Our theme today should be 'Help Someone Fly.'"

"We at the National Institutes of Health use science and the scientific method to alleviate human suffering and generate knowledge. Our job is

certainly not done if the benefits of that knowledge do not reach all Americans."

Concluding his remarks, Varmus challenged the audience: "Ask yourself why we have public meetings like this to commemorate Dr. King when no meetings commemorate our honored presidents Lincoln and Washington.

"The reason we have them for Dr. King," he said, "is because their work is done and his is not. People have seen the Promised Land but we haven't arrived there yet." □

## Lean Females Needed

Healthy, lean or very thin females ages 18-35 with regular menstrual cycles are needed for a study of the effects of fasting for 72 hours on reproductive hormone function. Volunteers must be nonsmokers on no medications, including oral contraceptives, willing to spend 4 days as an inpatient twice, 3 months apart. Women in each of these categories will be studied: sedentary lifestyle (no regular exercise), moderate runners (10-25 miles per week throughout the year), and runners logging more than 25 miles per week. Volunteers will be reimbursed for participation. Call Dr. Ruben Alvero, 6-9854. □




## Japan Society for Lipid Nutrition Honors NIAAA's Lands

The Japan Society for Lipid Nutrition recently announced creation of the new "Lands Research Award," named for Dr. W.E.M. Lands, NIAAA's director of basic research, in recognition of his contributions to research on lipid biochemistry and nutrition. The society will present the award annually to Japanese scientists who excel in that research area.

One of the world's 1,000 most-cited scientists 1965-1978, Lands has published more than 150 articles in refereed journals, 7 books, more than 60 chapters and reviews in books, and more than 60 abstracts and miscellaneous reports. Since 1980, he has given more than 150 invited lectures.

Previous honors include the American Oil Chemists Society Bond Gold Medal, the Glycerine Research Award, a Pfizer Biomedical Research Award, an American Medical Association Distinguished Lectureship, and a Canadian Society of Nutritional Science Lectureship. Lands was a fellow of the Japan Society for the Promotion of Science in 1980 and is a fellow of the American Association for the Advancement of Science and an honorary member of the Australian Rheumatism Society. With establishment of the award in his name, he also was named an honorary member in the Japan Society for



*Dr. Enoch Gordis (r), NIAAA director, congratulates Dr. W.E.M. Lands, director, Division of Basic Research, on award that bears his name.*

### Lipid Nutrition.

From 1960 through 1980, research in Lands' University of Michigan laboratory focused on glycerolipid metabolism, prostaglandin biochemistry, cell biology of membrane lipids, and the effects of n-3 fatty acids on (n-6) mediated events. On an invitation from the Japan Society for the

Promotion of Science, he traveled in 1980 to Japan, where he worked in three laboratories and gave 30 lectures during a 6-month sabbatical.

His work and that of others today enables scientists to estimate from dietary information the impact of dietary fatty acids on tissue eicosanoid precursors and antagonists. Similarly, dietary composition can now be estimated from plasma fatty acid patterns.

Lands' longstanding interest in tissue integrity set the stage for focusing at NIAAA on the impact of alcohol on body and brain tissues. Since his 1990 appointment as director of the Division of Basic Research, he has overseen both the Biomedical Research and the Neuroscience and Behavioral Research branches, including approximately 400 extramural research projects annually.

"The ability of alcohol to perturb a wide variety of molecular and cellular processes offers a fascinating challenge for biomedical researchers," Lands said.

"Our investigators are exploring how alcohol alters molecular mediators of cognition and behavior and characterizing specific genes and gene products that account for individual differences in vulnerability to alcohol. As we learn the mechanisms for these processes, the promise of more effective interventions becomes more certain." □

## Police Profile



Ofc. Shelley Dunham has been with the NIH Police force for 8 years. She was recently assigned as community policing officer for Bldgs. 6 and 21 and joint community policing officer for Bldg. 10. She has more than 20 years experience in law enforcement.

Currently residing in Fairfax County, Va., she was reared in the Northern Virginia area. She attended McLean High School where she participated in field hockey, softball and basketball. After graduating from high school, she attended the University of New Haven in West Haven, Conn., where she received a degree in criminal justice administration.

Dunham returned to Virginia after graduating from college and worked for a private security agency on special assignment in Baltimore for 3 months. She then went to Hecht Co. and Bloomingdales, where she was hired as a store detective supervisor and was recognized numerous times for her outstanding work.

In June 1979, she relocated to Connecticut, where she worked as a liaison between the Southern New England Telephone Co. and a private security firm. She met her husband, David, while living in Connecticut.




*Ofc. Shelley Dunham*

Dunham is no stranger to a medical environment. In 1980, she made the newspapers when the mayor of New Haven swore her in as a special constable for the city of New Haven—just 2 days after she delivered her first child. She was assigned to

Yale New Haven Hospital where she was lead officer for the night shift. This was no small feat, with just eight officers protecting an 820-bed hospital, including two psychiatric wards, an emergency room and approximately five city blocks of streets encompassing the hospital.

During her tenure at Yale, she had some memorable moments, including providing security for such VIPs as actor Paul Newman when he visited the hospital in connection with his camp for terminally ill children, and Patricia Hearst, when she had her first child. In one interesting case, for which her work was recognized by the director, Dunham broke up a ring of teenagers who were using volunteer uniforms to gain after-hours access to the hospital to pilfer and sell narcotics. She also attended the Connecticut State Training Academy in Meriden, Conn., and was certified in 1982 by the International Association of Hospital Security. She began her career with the federal government in December 1987, when she relocated to Northern Virginia so that her children could be closer to their grandparents.



*Dr. Steven M. Schnittman, assistant director for clinical research in NIAID's Division of AIDS Therapeutics Research Program, has been elected to fellowship in the Infectious Diseases Society of America, which honors nationally recognized researchers or leaders in the field of infectious disease. The society cited Schnittman's previous work as a senior staff fellow in NIAID's Laboratory of Immunoregulation, where he made major contributions to the understanding of how the human immunodeficiency virus (HIV) undermines the immune system, as well as his recent leadership in finding new approaches to treatment of people with HIV infection through NIAID's HIV clinical trials program.*

## The NIH Life Sciences Education Connection



If you are concerned with the state of science education in the nation today, now is your chance to voice your opinions on a set of guidelines that seek to improve science teaching.

The National Academy of Sciences (NAS) recently released its draft National Science Education Standards. The National Research Council (NRC), the principal operating agency of NAS, is seeking review and comments on the standards from anyone interested in contributing to shaping the final standards. According to NRC, the purposes of the review are to: "ensure that the intended messages are communicated clearly; ensure that there is consistency throughout the document; and alert us to perceived problems in the draft." Once the review process is complete, the final version of the standards will be published later this year.

The standards are divided into four sections: science teaching standards, standards for the professional development of teachers of science, assessment in science education, and science content standards.

Reviewers may comment on one or more of those sections. The largest section is the science content standards, which, according to the draft standards, "outline what students should know, understand, and be able to do in natural science." The drafters state that NAS does not assume that everyone will learn at the same rate or in the same manner, but it does expect that all students will achieve the level of knowledge and understanding described in the standards.

According to Dr. Bruce Fuchs, senior science advisor in the NIH Office of Science Education Policy, "It is important for the broader scientific community to give feedback [to NAS] as to whether they are on the right track with these standards." He encourages all those in the NIH community who have an interest in science education to participate in this important review process.

The period for public comments ends Feb. 28. OSEP has many extra copies of the standards and the comment forms. If you are interested in getting this material, or if you have questions, call 2-2469.

## FAES Music Series Continues

The FAES announces the remaining concerts in its 1994-1995 Concert Series: Feb. 12, Lilya Zilberstein, piano; Mar. 5, Mischa Maisky, cello; and Mar. 19, Borromeo String Quartet. Concerts are held at 4 on Sunday afternoons in Masur Auditorium. Tickets at the door are \$20, cash or check; postdoctoral fellows and students pay \$10. For more information, call 6-7975. □

## Management Intern Program Announces 1995 Recruitment

The Division of Career Resources and the administrative training committee announce the application period for the 1995 Management Intern (MI) Program from Feb. 13 until Mar. 13. The program is designed to prepare individuals demonstrating high potential for careers in administrative management at NIH.

To be eligible to apply for the MI program, applicants must be U.S. citizens; be willing to work fulltime; be eligible for an outstanding scholar appointment or be a current federal employee eligible for a GS-5 level or above or the wage grade equivalent; and be currently employed in either a career or career-conditional appointment or eligible for reinstatement at the GS-5, 7, or 9 level. (DHHS employees must currently be a GS-5 or above; applicants cannot be promoted into the program.)

If currently a nonstatus employee, applicant must be eligible for an outstanding scholar appointment or some other type of non-competitive appointment such as 30 percent disabled veteran, schedule A appointment, VRA appointment, etc.

To qualify for consideration under the "outstanding scholar" provisions, you must be a college graduate and have a grade-point average of 3.45 or above on a 4.0 scale, for all undergraduate course work, or have graduated in the upper 10 percent of your college or university or major university subdivision (e.g., college of business administration or school of engineering). GPAs can be rounded in the following manner: a 3.44 is rounded down to a 3.4; a 3.45 is rounded up to 3.5. GPA must be documented by listing all undergraduate courses completed on form OPM 1170-17, List of College Courses and Certificate of Scholastic Achievement.

Positions are offered at the GS-5, 7 and 9 levels. Applicants above the GS-9 level will be required to accept voluntary downgrades, but may be eligible to retain their salary.

Additional information on minimum qualifications for DHHS and non-DHHS employees is offered in the application package available beginning Feb. 8 at the Division of Career Resources, Bldg. 31, Rm. B3C15 and selected NIH personnel offices and off-site work locations such as the Parklawn Training Center, FCRDC and NIEHS.

MI program information sessions have been scheduled for the following dates and times:


- Feb. 8 2-3 p.m. 31/C Wing/Conf. Rm. 7
- Feb. 9 1-2 p.m. EPN/Conf. Rm. H
- Feb. 10 1-2 p.m. Pkln./Maryland Rm.
- Feb. 15 1-2 p.m. Westwood/Rm. 428
- Feb. 16 1-2 p.m. CC/Masur Auditorium

All potential applicants are encouraged to attend these sessions. For more information, call Carol Storm, 6-2403. □

## Henken Joins GA Program

Dr. Deborah Henken has joined the Grants Associate Program in the NIH Office of Extramural Research. This program provides a wide range of training experiences in extramural science administration.

Henken received her Ph.D. in experimental psychology from Dalhousie University where



Dr. Deborah Henken

she examined the regenerative response of axotomized neurons in the goldfish visual system. She continued her studies in nervous system plasticity as a postdoctoral fellow in the department of anatomy at the Medical College of

Pennsylvania. There, she examined alterations in neuropeptide gene expression following injury to the peripheral and central processes of sensory ganglion neurons in the rat.

Upon completion of her postdoctoral studies, she joined the intramural program of NINDS in the Laboratory of Experimental Neuropathology, where for the last 5 years she has conducted an independent project examining the neurobiological responses of herpes simplex virus (HSV) infection in the sensory ganglia of the mouse. Henken demonstrated that one response of the ganglia to HSV invasion is the mounting of a neuronal sprouting response as seen by immunocytochemical and ultrastructural criteria.

Although Henken will miss being involved in the intramural NIH program, she is looking forward to new challenges and the opportunity to serve NIH's extramural programs. □

## Judo Class Resumes

The NIH Judo Club will start its next beginners class on Tuesday, Feb. 7 at the Malone Judo Center in Bldg. 31C. The class will run every Tuesday and Thursday evening from 6:15 to 7:30 for 6 weeks. The cost is \$35. Students will be encouraged to continue as regular members of the club when the class is completed. For more information, call Doug Dolan, 652-4328, or Stephanie Harrison, 6-9490. □

## Drug Trials Need Volunteers

Healthy volunteers ages 18-75 are sought to participate in studies involving two drugs, idazoxan and ethoxyidazoxan. These drugs are being used as pharmacological tools to understand the alpha-2 system in the brain better. These are infusion studies that involve overnight stays in the Clinical Center. Volunteers will be compensated. If interested, call Libby Jolkovsky, 2-4926. □



## TRAINING TIPS

The Division of Workforce Development, OHRM, offers the following courses:

<i>Courses and Programs</i>	<i>Starting Dates</i>
<b>Management and Supervisory, 6-6211</b>	
Preventing Sexual Harassment at NIH Attitudes: How They Affect	2/9
Productivity in Workplace	2/14
Managing Conflict in the Workplace	2/22
Interacting with Difficult Employees	2/23
Congressional Operations Workshop	3/13
Introduction to Supervision	3/20
Practical Approaches to Stress	3/28
<b>EEO Training, 6-6211</b>	
Preventing Sexual Harassment at NIH for All Employees	2/9
<b>Special Courses, 6-6211</b>	
NIH Retirement Seminar	2/13
Privacy Act Seminar	3/23
Practical Approaches to Stress	3/28
<b>Administrative Systems, 6-6211</b>	
Delegated Acquisition Training Program	3/6
Domestic Travel	3/1
Foreign Travel	2/23
Basic Time and Attendance	2/7
Introduction to NIH Property Management	3/20
<b>Administrative and Skills Development, 6-6211</b>	
Proofreading Skills	3/14
How to Write & Publish Scientific Papers	3/2
<b>Personal Computing, 6-6211</b>	
Welcome to Macintosh	3/1
Advanced Macintosh Techniques	3/23
Intro to WordPerfect 3.0	2/13
Intro to Microsoft Word 5.1	3/13
Disaster Recovery & Data Security	3/7
Intro to Lotus 1-2-3 Rel 2.4	2/13
Excel 4.0 for Windows	2/21
Intro to Windows	3/8
Harvard Graphics 2.0 for Windows	2/24
MS Word 6.0 for Windows	2/7
Intro to Personal Computing for New Users	2/8

## Camera Club Meets, Feb. 14

The NIH R&W Camera Club meets Tuesday, Feb. 14 at 7:30 p.m. in Bldg. 31, Rm. 6C07.

The guest speaker will be Dr. Jay Anderson, a retired pathologist currently operating Anderson Fine Art Photographs with his wife, Marilyn. He has been active in the photography field since the 1950's and his specialty is digital imaging. During these years, he has received numerous awards and participated in many photographic exhibitions. He will give an overall review about digital imaging and show some "progressive images" as examples.

Subjects for the meeting's competition are "lines, angles and curves." Formats include B&W prints, novice and advanced levels; color prints; and color slides, novice and advanced levels.

The Camera Club is open to anyone interested in photography. While only members may submit items for competition, newcomers are welcome to attend meetings. For more information, call Dr. Yuan Liu, vice president, 6-8318. □

## Skills Development Offered


The Administrative Skills Development Curriculum is being offered in 1995. The curriculum is open to all NIH administrative support staff in one-grade-interval jobs who have ICD approval and funds authorization.

After attending initial information sessions with their supervisors, all participants will take part in an intake workshop, "Planning for Career Advancement for Administrative Support Staff." Participants will use data from professionally administered assessments to formulate individual development plans. These plans, approved by participants' supervisors and personnel offices, will guide curriculum participants through the program. A minimum of six courses must be completed in 3 years to receive a certificate of completion. At least two courses must be taken each year.

All interested administrative support staff and their supervisors should attend a preliminary information session hosted by the Division of Workforce Development, OHRM. The information sessions will be held as follows:

Feb. 23	11:30 a.m.-12:30 p.m.	WW, Rm. 428
Feb. 24	11:30 a.m.-12:30 p.m.	Pkln., Conf. Rm. E
Feb. 28	11:30 a.m.-12:30 p.m.	EPN, Conf. Rm. D/E
Mar. 1	11:30 a.m.-12:30 p.m.	31C, Conf. Rm. 8
Mar. 7	10:30-11:30 a.m.	Masur Auditorium

The deadline for submitting training nominations is Mar. 27. Employees selected will receive a confirmation letter. For more information, call Mary Fisher, 2-3383. □



*Shirley Ann Sutphin, chief of NICHD's Administrative Management Branch, retired recently after 36 years of federal service, of which 34 were spent at NIH. She joined NIH in March 1960 as a clerk-steno and was then promoted to secretary. In January 1981 she was offered a position as an administrative assistant and then 1 1/2 years later, she became an administrative officer. In October 1987 she was offered the position of administrative officer in NICHD. Her motto for success is this: "Hard work are the only words of wisdom that I can give. I believe that if you do a good day's work every day, you will be rewarded."*

## Gladys Whitted Ends NIH Career

Gladys Atkinson Whitted has retired from NIH after a career here that began in 1976. She started her career in the District of Columbia as a nursing assistant, working with mentally retarded children. In 1964, she accepted a position as documents clerk with the District's motor vehicles safety responsibility division, where she suspended tags and permits of drivers found in noncompliance with D.C. safety laws. She quickly advanced to the position of examiner with responsibility for reviewing insurance certificates.

Whitted resigned her position with the District and took a job with the U.S. Department of Agriculture. There she served in numerous capacities including budget assistant, office manager, and purchasing agent. In 1976, she left Agriculture for greener pastures at NIH.

Within a 3-year period here, Whitted rose through the ranks from purchasing agent to procurement agent, and supervisory procurement agent. In 1979, she was selected to serve as small and disadvantaged business utilization specialist (SADBUS) for the intramural research Division of Procurement.

As a SADBUS, Whitted planned, promoted, and recommended procurement opportunities for small businesses, socially and economically disadvantaged businesses, and women-owned businesses.

Whitted did not spend all her working years with the District and federal governments. She served as part-time manager for Celebrity Fashion Jewelry of New York City for 8 years. Moreover, she has served on a number of local and national boards such as the Charlene Drew Jarvis Council for Women Business Owners; Nations Business League; minority business advisory board for Port America in Prince George's County; Black Business Alliance of Baltimore; Congressional Small Business Brain Trust; National Association of Black Procurement Professionals; chair of the National Business League Council of Women Business Owners. She also has served as first vice president of Blacks in Government's NIH chapter. She is a 1983 recipient of President Reagan's Award for Outstanding Business Women; a member of Who's Who Among Black Americans in 1991, 1992, 1993; and recipient of the NIH Director's Award in 1994.

Whitted is a product of the D.C. school system, having attended Dunbar High School, Catholic University, and the University of the District of Columbia. She has four sons, Allan Jr., Milan, Cedric, and Joseph; one daughter, Gwynetta; three daughters-in-law; a son-in-law and 14 grandchildren. □

## BIG Hosts History Lecture

NIH's chapter of Blacks in Government will host a Black History Month lecture on Feb. 9 at 11:30 a.m. in Masur Auditorium, Bldg. 10. Dr. Keith Crawford of NIDDK will discuss ancient Egyptian civilization. □

## User Resource Center Celebrates Decade of Computer Training, Support

In 1985, a revolution was beginning at NIH. Data processing was beginning to expand from large mainframe computers to the desktops in NIH's offices and labs. This was the result of the invention of the microcomputer, which quickly led to what we know as the personal computer. NIH saw the benefits of this new way of data processing, but was also faced with a challenge: How would NIH integrate these new technologies into its operations to yield the highest benefits—and how would the workforce gain the new skills and knowledge required to take advantage of these new benefits?

It was at this time that a small group of NIH'ers came up with a bright idea:



*The URC opened its first facility in 1985.*

integrate three critical areas of expertise—personal computer systems, training and development, and management analysis—needed to make the desktop computing revolution a success at NIH. A walk-in facility could be created, in which NIH employees would have easy access to the expertise and talent of staff from each of these areas. If that expertise were combined with examples of the latest technology, NIH staffers could learn, use, and explore the capabilities presented to them by this technological cornucopia.

So it was that, on Feb. 11, 1985, the User Resource Center (URC) opened its doors in Bldg. 31. The original program was a joint effort of the (then) Training Center, Division of Personnel Management; the Personal Workstation Office, DCRT; and the Records Management Branch, Division of Management Policy. DCRT provided the computer expertise and the funding, DPM provided the training expertise and the space, and DMP provided planning assistance and staff. The center's mission was to provide a wide range of automation and instruction services to NIH employees, focusing on the administrative use of personal computers and applications. Since that time, the URC has assisted NIH in its ongoing journey into the world of personal computing, a journey that would ultimately change the way offices work.

At its inception, the URC provided four

PC workstations for individual practice and self-instruction. The center's resource library provided access to a collection of software packages, training materials, books, and periodicals with a primary focus on office applications. Direct assistance was available from DCRT lead users and other volunteer NIH staff on the 2 days each week that the center was open.

During its first year, the URC provided support for BASIC, dBASE III, Display Write, Lotus, Symphony, Telios, and Personal Editor. Demonstrations were available on approximately 30 applications. The center's hardware consisted of one IBM AT (80286), two IBM XTs, one Compaq, and one dot-matrix printer. There was one classroom for hands-on training, equipped with 11 XTs. During that first year, the URC and its classroom logged more than 3,000 employee contacts.

Things moved right along. In 1986, the software inventory included such programs as Multimate, WordStar, and Report Writer. By 1988, the hours had expanded to include 6 days a week and evenings. A full-time staff had been established, including a director and a computer technician. In 1989 there were seven workstations, including a Macintosh II. Laserjet printers were available, as well as a graphics plotter. WordPerfect had taken hold as the word processor of choice on the NIH campus. The URC's software collection had grown to include 75 different packages, in addition to 45 demonstration disks. Also in 1989, a second classroom was opened, with both PC and Macintosh workstations, making it possible to conduct hands-on training in Macintosh applications. In 1993, the URC opened a "branch" at Executive Plaza, providing hardware, software and instruction to the growing NIH population on Executive Boulevard.

Today it is difficult to imagine what the URC must have been like during those early days. In the world of information technology, things change on a daily basis—and so does the URC. The XTs and ATs have long since been replaced by 386-based computers, then 486s, Power Macs, and the recently ordered Pentiums. CD-ROM drives, graphics scanners, and color printers are among the innovations now considered standard to URC clients. Installed on the Learning Labs' 16 computers in two locations are more than 100 PC applications and over 65 Macintosh applications. The original classroom is now equipped with 486 PCs, and three more classrooms have been added at Executive Plaza. Most recently, the URC has been installing and configuring a new Windows NTAS network in the classrooms and learning labs. The staff has expanded to include a director, a coordinator, six computer specialists, and a network administrator. The Training Center (now the Division of Workforce Development) and Personal

### URC Hosts Open House

The User Resource Center will be marking its 10th anniversary with an open house on Thursday, Feb. 9 in the Bldg. 31 URC. All NIH staff are invited to stop by between 9 a.m. and noon to help celebrate.

The User Resource Centers are open to all NIH staff, at no charge. The URC in Bldg. 31 is located in Rm. B2B47. Its hours are 8:30 a.m.-7 p.m. Monday through Thursday, 8:30 a.m.-4:30 p.m. Friday, and 9 a.m.-1 p.m. Saturday. The Executive Plaza URC is located on the lower level of Executive Plaza South, 6120 Executive Blvd. (Rm. T-10). Hours there are 9 a.m.-4:30 p.m., Monday through Thursday.

Workstation Office (now the Distributed Systems Branch) have continued through the years to cooperate in making computer resources available through the URC. Over these past 10 years there have been many changes in personal computer technologies and uses. Through all these changes, the User Resource Center has continued its mission to assist NIH in efforts to bring these new technologies and their benefits into the mainstream of NIH operations. □

### Wednesday Afternoon Lectures Continue in February

The Wednesday Afternoon Lectures continue in February with several talks set for 3 p.m. in Masur Auditorium, Bldg. 10.

On Feb. 1, Dr. Joan S. Brugge, scientific director and senior vice president, research and biology, Ariad Pharmaceuticals, Inc., in Cambridge, Mass., will talk on "Regulation of Tyrosine Phosphorylation by Integrin Receptors." Her lecture is sponsored by the NIH Postdoctoral Fellows.

Two talks are planned for a special 3-5:30 p.m. session on Feb. 8. Leading off is Dr. Anders Bjorklund, professor, department of medical research, section of neurobiology, University of Lund, Sweden, who will speak on "Neural Grafting in Parkinson's Disease." Next up is Dr. Mahlon DeLong, Timmie professor and chairman, department of neurology, Emory University School of Medicine, who will discuss, "Surgical Approaches to Parkinson's Disease." The session is hosted by the Neurobiology Interest Group.

On Feb. 15, Dr. Dennis W. Choi, professor and head of the department of neurology at Washington University School of Medicine, will speak on "Rendering the Brain Resistant to Stroke." His remarks are hosted by the NIH Postdoctoral Fellows.

For more information about these lectures, or about the series, contact Hilda Madine, 4-5595.