

National Weekly Cow and Boneless Beef Summary

Des Moines, Iowa

Friday, January 09, 2009

USDA Livestock & Grain Market News

[BONELESS PROCESSING BEEF & BEEF TRIMMINGS - LM_XB460](#)

	National		Central US	
	Loads	Wt Avg \$	Loads	Wt Avg \$
Fresh 92-94%	18.4	149.82	5.1	148.39
Fresh 90%	80.3	140.42	71.7	140.12
Fresh 85%	28.2	129.14	19.0	128.28
Fresh 81%				
Fresh 75%	2.1	104.93	1.0	103.64
Fresh 73%	6.5	104.29	6.5	104.29
Fresh 65%	28.6	88.09	19.0	89.21
Fresh 50%	123.2	68.97		

100% LEAN - LM_XB461	Loads	Wt Avg \$	Change
Cutter Cow Carcass Cutout Value		110.71	4.08
Inside Rounds - Combo	6.6	172.84	(1.13)
Inside Rounds - Boxed	3.5	182.14	6.21
Outside Rounds	0.6	173.51	16.13
Eye of Rounds	1.1	178.33	(0.61)
Flats and Eyes - Combo	8.3	156.83	(0.06)
Striploins	6.9	193.56	7.59
S.P.B. - Combo	9.5	155.10	(0.56)

	Str/Hfr		Str/Hfr/Cow	
	Loads	Wt Avg \$	Loads	Wt Avg \$
Fresh 73%	51.1	123.73	26.3	123.04
Fresh 75%	5.9	134.74		
Fresh 81%	48.2	138.35	53.9	137.80
Fresh 85%	1.9	171.82	8.0	154.35
Fresh 90%	1.0	158.00	5.6	173.34
Fresh 93%	10.0	184.78		
Ground Chuck	46.8	147.57	26.4	149.94
Ground Round	21.5	165.10	7.9	167.58
Ground Sirloin	2.2	226.86	7.1	216.79

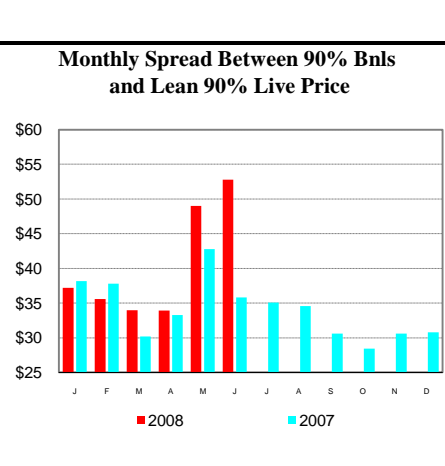
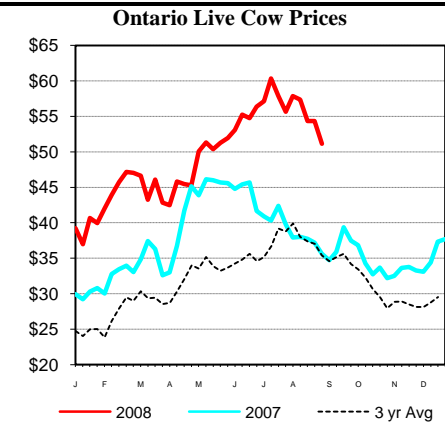
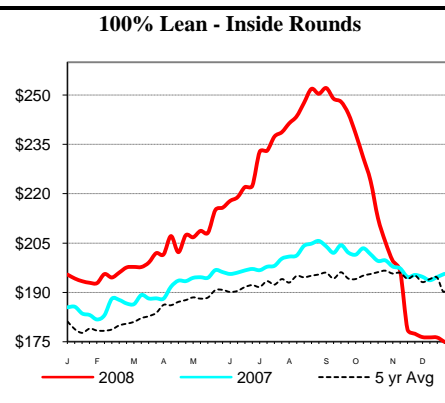
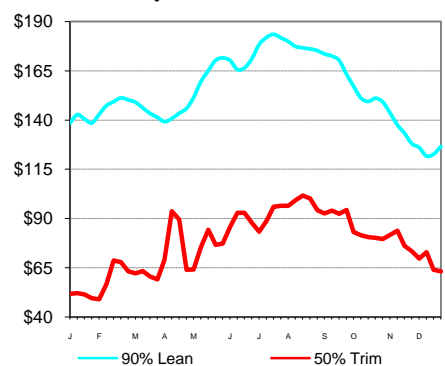
ESTIMATED CATTLE SLAUGHTER - SJ_LS710		Weekly Canadian Imports	
Week to Date (est)	601,000	Sltr Cows	1,290
Same Period Last Week (est)	511,000	Sltr Bulls	167
Same Period Last Year (act)	634,000	YTD Cows	157,322
		YTD Bulls	43,285
Cow/Bull Total through Thursday	102,000	Canada Live Cow Prices - \$US	
Previous Wk Total Cow & Bull Est	102,000	Ontario	N/A
		Alberta	N/A

BEEF PRODUCTION - SJ_LS711	12/27/2008	12/20/2008	12/29/2007
Cow & Bull Slaughter	82,834	127,091	88,314
Year to Date Totals	6,700,184	6,617,350	6,200,885

COW BY-PRODUCT DROP - NW_LS444	cwt live	5.68
	cwt dressed	12.09

Live Auction Prices	Lean 85-90%	Bng. 80-85%	Brk. 75-80%	Bull 92%
Washington - ML_LS795	32.50	41.25	41.00	47.50
Montana - BL_LS754	36.44	39.75	43.00	51.12
Colorado-Ft.Collins, CO	38.62	43.25	44.25	52.38
South Dakota - SF_LS115	44.38	45.00	46.88	56.00
Iowa - NW_LS785	-	-	-	-
Missouri-Joplin- JC_LS174	35.50	43.00	44.00	57.00
OK - Ok City- KO_LS155	42.75	45.75	43.00	56.00
TX -San Angelo-SA_LS150	40.25	42.25	-	54.00
New Mexico-CV_LS150	38.44	42.75	42.08	56.56
Alabama - MG_LS145	42.00	48.50	47.50	56.00
Georgia - TV_LS145	44.88	49.12	46.67	60.25
Louisiana - BG_LS145	38.50	46.50	47.50	55.50
Kentucky - SV_LS145	39.50	44.50	45.58	61.25
PA-New Holland-LN_LS145	41.50	45.00	48.00	63.75

2008 Weekly - 90% Lean vs 50% Lean



USDA Livestock & Grain Market News
 Des Moines, Iowa
 Phone: 515-284-4460
 Email: desm.lgmn@usda.gov
www.ams.usda.gov/LSMarketNews