

Offices of Dentists

NAICS 621210

*Economic Census Facts:

	2002	1997
Receipts (Bil \$)	\$71.1	\$48.5
Payroll (Bil \$)	\$25.9	\$18.2
Establishments	118,305	114,178
Employees	743,628	641,674

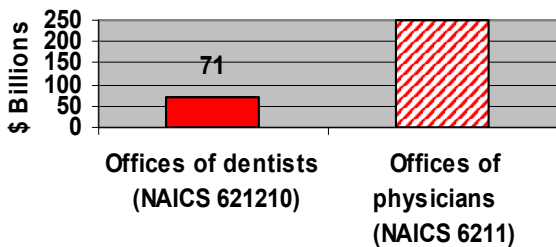
DID YOU KNOW?

Dentists in Washington have the highest receipts per capita of any state:

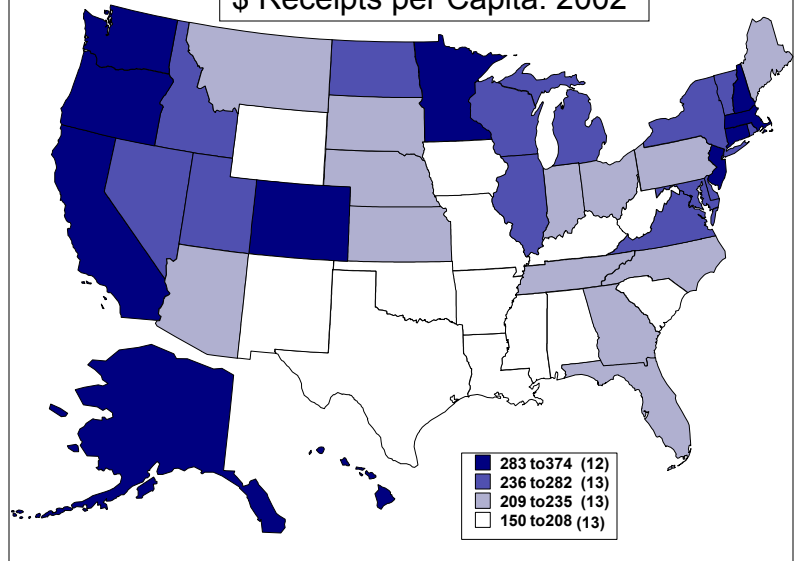
\$374

(\$247 is the national average).

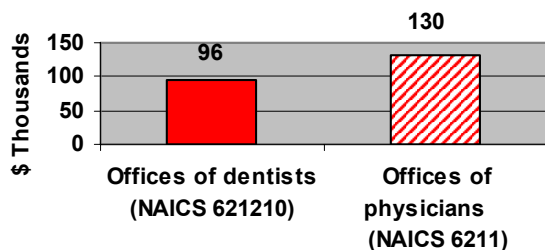
Total Receipts: 2002 249



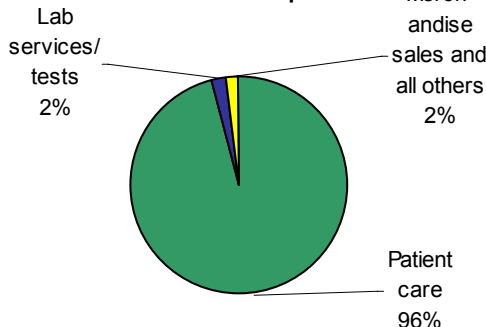
\$ Receipts per Capita: 2002



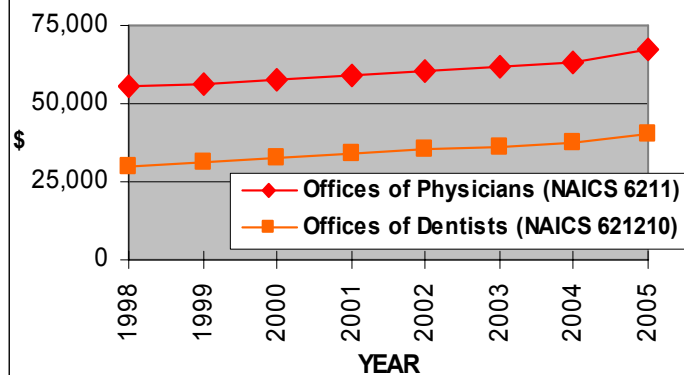
Receipts per Employee: 2002



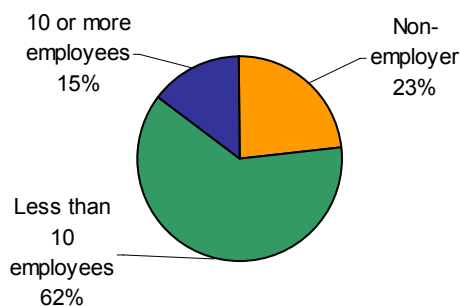
Sources of Receipts: 2002



Payroll per Employee: 1998 - 2005



Employment Size of Establishments: 2002



business.census.gov

* Unless otherwise noted, includes only employer establishments.



OFFICIAL 5 YEAR MEASURE OF AMERICAN BUSINESS