






MORE TIPS, CAUTIONS, PRINCIPLES WHEN USING THE DRAWING METHOD :

- Allow a full range of expression: some kids draw recognizable "things" , others draw "abstracts" . Respect all varieties.
- Allow children to discard their artwork 
- Emphasize to the children that their work will not be judged, graded or necessarily shown to others.
 - Don't exhibit the artwork if a child does not want it shared by others.
- Reassure them that there is NO "RIGHT WAY" to draw.
- Allow use of various mediums (pastels, crayons, pencils, markers, etc.)
- It's preferable to do the drawing method with more than one adult present
- Exercise as little control as possible over the artwork.

Note* Concluding Drawing Activities:

⇒ A key element of the Drawing Method is the discussion of the activities, afterwards. This discussion can help to bring CLOSURE to the experience; an important step of the process of expressing feelings...

- Allow those who want to, to talk about their drawings
- Others will "close" by listening to others.
- Use open-ended questions in this process.

