




1. THE TALKING METHOD

ACTIVITIES

- Child tells a story    - allow metaphors
- Puppets "tell" or "live" a story
- Have an open discussion— using previous questions; ask for volunteers to begin with..Talk "general to specific."
- Use photos, drawings, etc. to facilitate discussions
- Use video prior to discussion to get it going ~~~>
- Create a skit, play, or do role-playing, related to the disaster. (Provide "dress-up" clothes if available, including uniforms if possible to represent emergency workers seen during the disaster, etc.)
- Do "show and tell" related to the event
- Inform/educate the children about the event to make it less threatening to talk/act about. Make it "familiar."

Note*

Remember to keep yourself in a facilitative/guiding role, not in a role of "control" of the discussions/stories etc. This will be most helpful to the children.

- Reassure the children by verbally acknowledging and "normalizing" their experiences.