

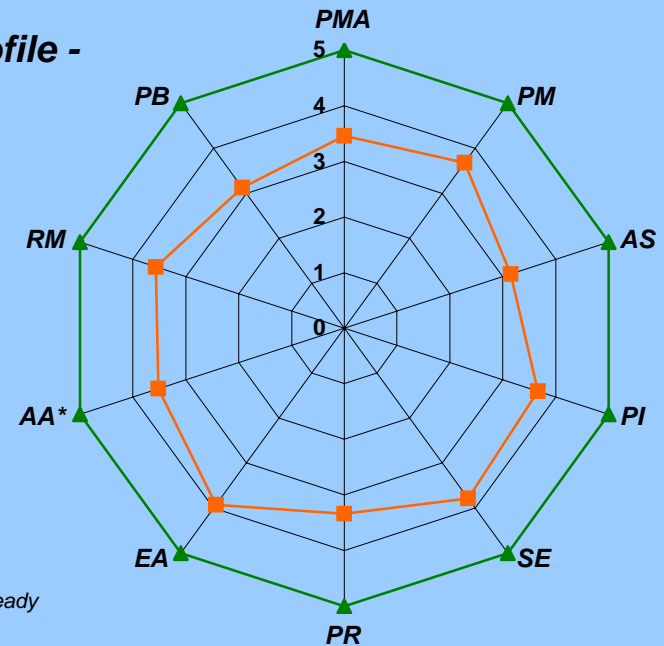
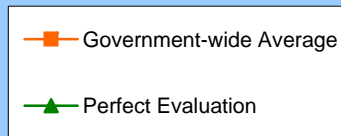
Exhibit 300 Evaluations Profile - Government-wide Average

	Evaluation Sections										Total
	PMA	PM	AS	PI	SE	PR	EA	AA*	RM	PB	
Government-wide Average	3.5	3.7	3.1	3.7	3.8	3.3	3.9	3.5	3.6	3.1	35
Perfect Evaluation	5	5	5	5	5	5	5	5	5	5	50

Sections of the Exhibit 300:

1. Alignment with the President's Management Agenda (PMA)
2. Project Management (PM)
3. Acquisition Strategy (AS)
4. Performance Information (PI)
5. Security (SE)
6. Privacy (PR)
7. Enterprise Architecture (EA)
8. Alternative Analysis (AA)
9. Risk Management (RM)
10. Cost Schedule and Performance (PB)

Exhibit 300 Evaluations Profile - Government-wide Average



* - As AA Section is not completed/submitted for Steady State Investments, PM Evals were used.


Comparison of the Management Watch List by FY2008 Quarters

Agency	FY 2009 President's Budget (Q1 FY 2008)			FY 2009 President's Budget (Q2 FY 2008)		
	# of Exhibit 300s for FY 09	# of 300s on the MWL	% of Portfolio on MWL	# of Exhibit 300s for FY 09	# of 300s on the MWL	% of Portfolio on MWL
Department of Agriculture	37	37	100%	37	37	100%
Department of Commerce	61	61	100%	61	61	100%
Department of Defense	62	62	100%	63	63	100%
Department of Education	30	27	90%	28	11	39%
Department of Energy	26	0	0%	26	0	0%
Department of Health and Human Services	70	70	100%	68	56	82%
Department of Homeland Security	71	52	73%	71	42	59%
Department of Housing and Urban Development	10	0	0%	10	0	0%
Department of the Interior	50	46	92%	50	50	100%
Department of Justice	17	0	0%	17	0	0%
Department of Labor	40	40	100%	40	40	100%
Department of State	22	11	50%	22	3	14%
US Agency for International Development	7	4	57%	4	1	25%
Department of Transportation	46	22	48%	46	6	13%
Department of the Treasury	65	59	91%	61	22	36%
Department of Veterans Affairs	40	40	100%	40	40	100%
Corps of Engineers	10	10	100%	10	10	100%
Environmental Protection Agency	21	3	14%	21	1	5%
General Services Administration	27	7	26%	27	2	7%
National Aeronautics and Space Administration	25	0	0%	25	0	0%
National Archives and Records Administration	7	0	0%	7	0	0%
National Science Foundation	6	0	0%	6	0	0%
Nuclear Regulatory Commission	15	15	100%	15	15	100%
Office of Mangement and Budget	2	1	50%	3	0	0%
Office of Personnel Management	10	10	100%	10	10	100%
Small Business Administration	8	7	88%	8	3	38%
Smithsonian Institution	13	0	0%	13	0	0%
Social Security Administration	12	1	8%	12	0	0%
TOTAL	810	585	72%	801	473	59%

Agency Specific Exhibit 300 Evaluation Profiles

Sections of the Exhibit 300:

1. **Alignment with the President's Management Agenda (PMA)**
2. **Project Management (PM)**
3. **Acquisition Strategy (AS)**
4. **Performance Information (PI)**
5. **Security (SE)**
6. **Privacy (PR)**
7. **Enterprise Architecture (EA)**
8. **Alternative Analysis (AA)**
9. **Risk Management (RM)**
10. **Cost Schedule and Performance (PB)**



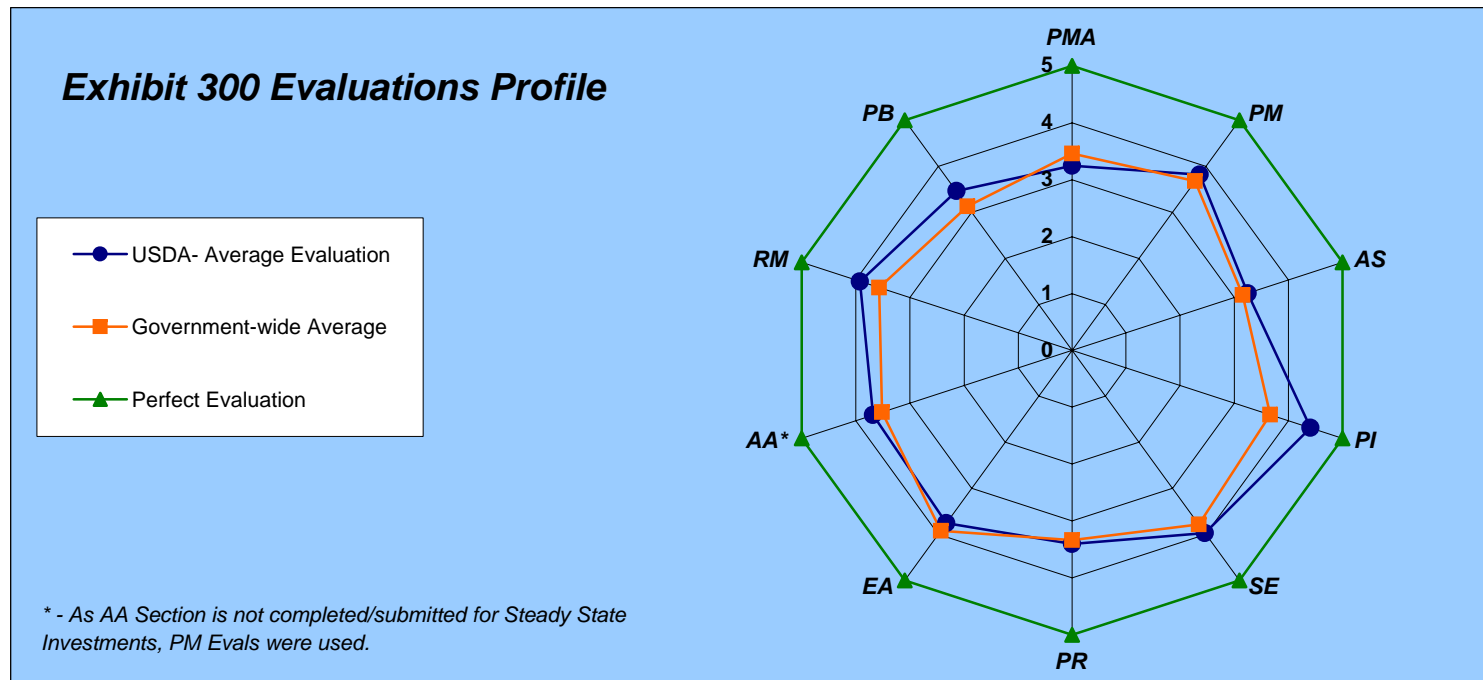
Management Watch List Criteria:

- **Weak Overall** - Overall evaluation of 30 or less
- **Weak Security** - Security section evaluation of 3 or less
- **Weak Evaluation** - A non-security section with evaluation of 2 or less
- **PM Mismatch** - Project Manager rating mismatched between agency's Exhibit 53 & Exhibit 300
- **PM Not Valid** - The Project Manager identified for the investment has not been validated as qualified for the Investment per the agency's Exhibit 53
- **Weak CA** – Agency failed to receive a “satisfactory” or better evaluation by the agency’s Inspector General (IG) as reported in their annual Federal Information Security Management Act (FISMA) reports for the quality of their Certification and Accreditation (C&A) process
- **Weak PIA** – Agency failed to receive a “satisfactory” or better evaluation by the agency’s IG as reported in their annual FISMA reports for the quality of their Privacy Impact Assessment (PIA) process
- **Weak EVM** – Agency is rated red for the Cost/Schedule Performance element of the PMA E-Gov Scorecard
- **Consistency Issues** – General overall consistency issues with the content within the submitted Exhibit 300

Note: FY 2009 President's Budget, Analytical Perspectives Volume, Supplemental Materials, Table 9-6. "FY 2009 Exhibit 300 Evaluation Criteria" is available at (http://www.whitehouse.gov/omb/budget/fy2009/pdf/ap_cd_rom/9_6.pdf)

Exhibit 300 Evaluations Profile - Agency - USDA

	Evaluation Sections										Total
	PMA	PM	AS	PI	SE	PR	EA	AA*	RM	PB	
USDA - Average Evaluation	3.2	3.8	3.2	4.4	4.0	3.4	3.8	3.7	3.9	3.5	37
Government-wide Average	3.5	3.7	3.1	3.7	3.8	3.3	3.9	3.5	3.6	3.1	35
Perfect Evaluation	5	5	5	5	5	5	5	5	5	5	50



Management Watch List (MWL) Evals: *Department of Agriculture*

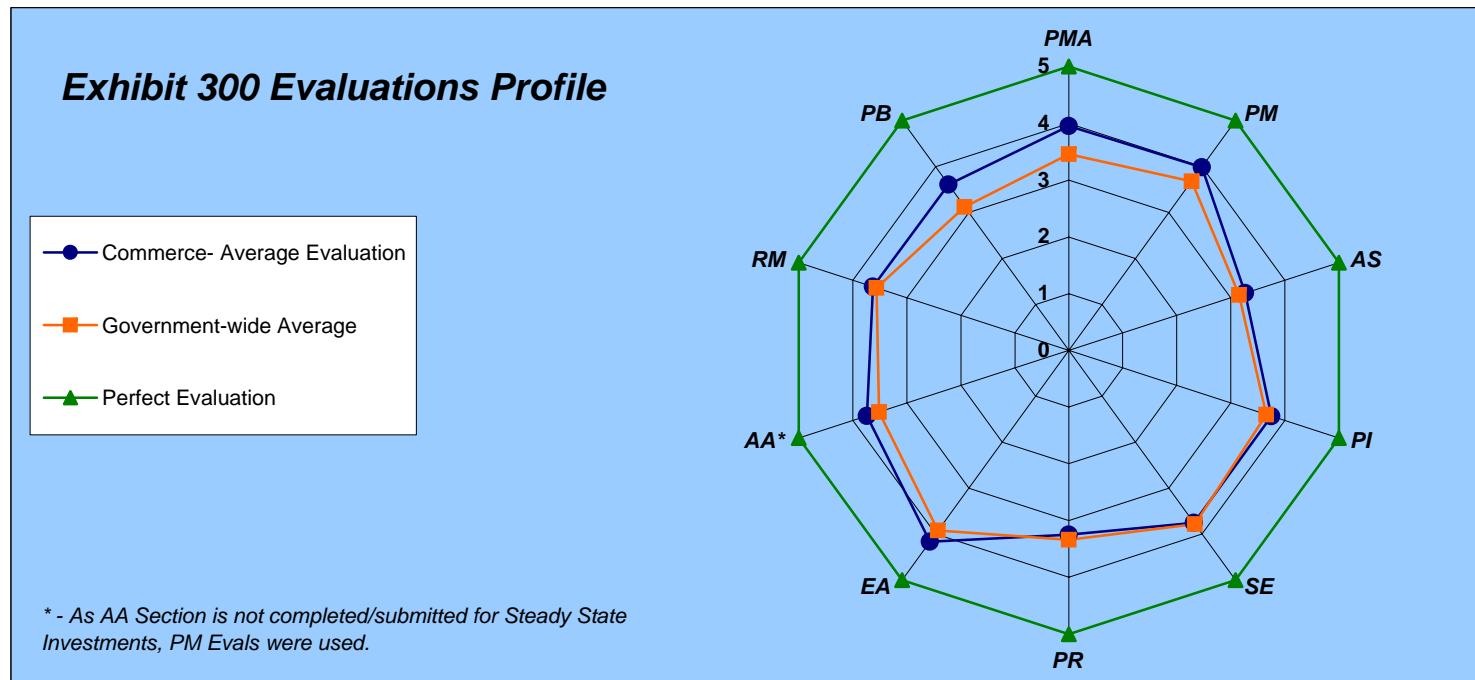
UPI	Project Name	Overall	PMA	PM	AS	PI	SE	PR	EA	AA*	RM	PB
005-53-01-11-01-2000-00	Conservation Program Delivery	41	3	4	4	5	4	4	5	4	4	4
005-55-01-01-01-1010-00	Multi-Family Management - MFM	41	4	4	3	5	4	4	5	4	4	4
005-55-01-01-01-1060-00	Program Funds Control System	41	3	4	4	5	4	4	5	4	4	4
005-84-01-41-01-0210-00	Store Tracking and Redemption System (STARS)	41	4	4	3	5	4	4	5	4	4	4
005-53-01-11-01-1000-00	Natural Resource Information, Inventory, & Assessment	40	3	4	4	5	4	3	5	4	4	4
005-55-01-01-01-1050-00	Guaranteed	40	3	4	4	4	4	4	5	4	4	4
005-84-01-01-01-1060-00	Integrated Program Accounting System (IPAS)	40	3	4	4	4	4	4	5	4	4	4
005-96-01-01-01-0060-00	USDA Forest Service Automated Timber Sales Accounting (ATSA)	40	3	4	3	5	4	4	5	4	4	4
005-53-01-11-01-0013-00	Water and Climate Information System	39	3	4	3	5	4	3	5	4	4	4
005-03-01-01-01-1020-00	Corporate Financial Management Systems	38	4	4	3	5	4	3	3	4	4	4
005-03-01-01-01-2000-00	Legacy Payroll/Personnel System (PPS)	38	4	4	3	5	4	3	3	4	4	4
005-49-01-01-01-0107-00	Consolidated General Sales Manager	38	3	4	4	5	4	4	3	4	4	3
005-49-01-51-01-0103-00	Consolidated Farm Loan Program Information and Delivery System #103	38	3	3	4	5	4	4	5	3	4	3
005-96-01-11-01-2137-00	Natural Resource Manager (NRM)	38	4	4	3	5	4	3	3	4	4	4
005-03-01-01-01-1000-00	Corporate Property Automated Information System	37	3	4	3	4	4	3	5	3	4	4
005-49-01-01-01-0106-00	Consolidated Financial Management Information Systems	37	3	4	3	5	4	4	3	4	4	3
005-49-01-61-01-1010-00	Processed Commodities Inventory Management System (PCIMS)	37	3	3	4	4	4	4	5	3	4	3
005-55-01-01-01-1070-00	Commerical	37	4	4	3	4	4	4	4	3	4	3
005-96-01-01-01-0069-00	USDA Forest Service National Financial Applications	37	3	4	3	4	4	4	3	4	4	4
005-96-01-11-01-0040-00	Resource Ordering and Status System	37	3	3	3	5	4	4	4	3	4	4
005-96-01-11-01-0172-00	Fire Program Analysis System - Phase 2 (FPA-2)	37	3	4	3	5	4	4	3	4	4	3
005-03-01-01-01-1251-24	Human Resources Line of Business: Service Center	36	4	3	3	5	4	3	3	4	3	4
005-03-01-81-01-1020-00	Integrated Acquisition System	36	4	4	3	3	4	4	4	3	4	3
005-03-02-01-01-9999-00	USDA-Wide Consolidated Infrastructure, Office Automation, and Telecommunications (IOAT)	36	3	4	3	5	4	3	3	4	4	3

Thursday, April 17, 2008

UPI	Project Name	Overall	PMA	PM	AS	PI	SE	PR	EA	AA*	RM	PB
005-47-01-51-01-0001-00	RMA-01 Financial Management Systems	36	3	4	3	4	4	4	3	4	4	3
005-55-01-01-01-1020-00	Consumer	36	3	4	4	3	4	3	4	4	4	3
005-03-03-11-01-8004-00	USDA Identity And Access Management (IAM)	35	3	4	3	5	3	3	5	3	4	2
005-15-01-51-01-2200-00	NASS Survey Processing System	35	3	4	3	3	4	3	3	4	4	4
005-35-01-61-01-1310-00	FSIS Public Health Information Consolidation Projects(PHICP)	35	4	4	3	5	4	2	2	3	4	4
005-47-01-51-01-0002-00	Corporate Insurance Information System	35	3	4	4	3	4	3	3	4	4	3
005-32-01-61-01-2001-00	APHIS Comprehensive Electronic Permit System (ePermits)	34	3	4	3	3	4	3	3	3	4	4
005-32-01-61-01-9010-00	National Animal Identification System (NAIS)	34	3	4	2	5	4	4	2	3	4	3
005-49-01-51-01-0084-00	Geographic Information System 0084	34	3	4	3	5	4	3	2	3	3	4
005-49-01-51-01-0097-00	Farm Program Modernization (MIDAS)	34	3	4	3	5	4	2	3	4	4	2
005-45-01-61-01-8012-00	Web Based Supply Chain Management (WBSCM)	33	3	3	3	3	4	3	4	4	3	3
005-47-01-51-01-0013-00	RMA-13 Emerging Information Technology Architecture - Electronic Written Agreement Project	33	3	3	3	4	4	3	3	3	4	3
005-03-01-01-01-1102-00	Financial Management Modernization Initiative	31	3	3	3	3	4	2	3	4	4	2

Exhibit 300 Evaluations Profile - Agency - Commerce

	Evaluation Sections											Total
	PMA	PM	AS	PI	SE	PR	EA	AA*	RM	PB		
Commerce - Average Evaluation	4.0	4.0	3.3	3.8	3.8	3.2	4.2	3.7	3.6	3.6		37
Government-wide Average	3.5	3.7	3.1	3.7	3.8	3.3	3.9	3.5	3.6	3.1		35
Perfect Evaluation	5	5	5	5	5	5	5	5	5	5		50



Management Watch List (MWL) Evals: *Department of Commerce*

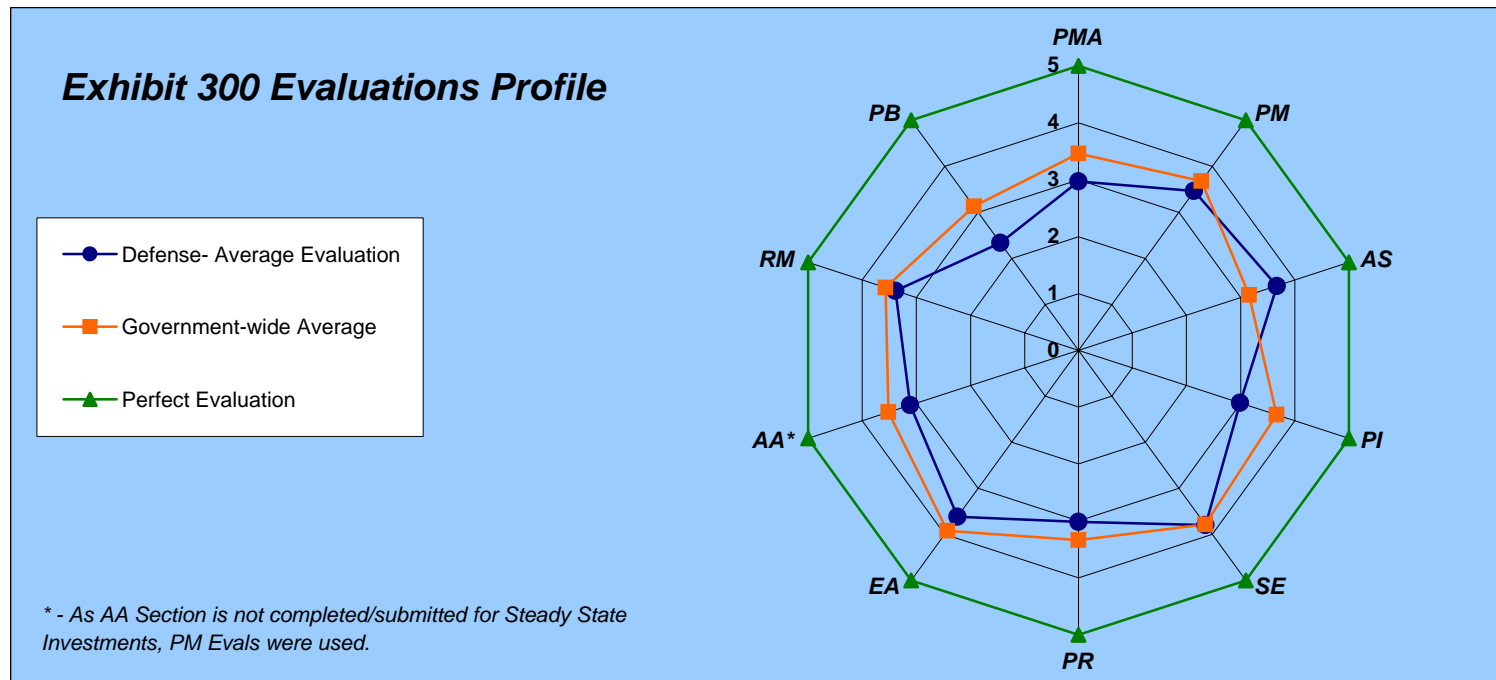
UPI	Project Name	Overall	PMA	PM	AS	PI	SE	PR	EA	AA*	RM	PB
006-08-01-24-01-5252-00	BEA Estimation Information Technology System (BEA-EITS)	41	4	4	4	4	4	4	5	4	4	4
006-55-04-00-01-7080-00	NIST-wide Grant Management Information System	41	4	4	3	5	4	4	5	4	4	4
006-07-01-02-01-4005-00	Census - Demographic Surveys Statistical IT Support	40	4	4	3	4	4	4	5	4	4	4
006-07-01-02-01-4007-00	Census - Economic Census and Surveys	40	4	4	4	5	2	4	5	4	4	4
006-25-01-50-01-0090-24	ITA International Trade Process Streamlining (ITPS)	40	5	4	4	3	4	4	4	4	4	4
006-48-01-12-01-3211-00	NOAA/NESDIS/ NPOESS Data Exploitation (NDE)	40	4	4	4	4	4	3	5	4	4	4
006-48-01-16-01-3206-00	NOAA/NESDIS/ Satellite Operations Control Center Command and Data Acquisition (SOCC/CDA)	40	4	4	4	4	4	3	5	4	4	4
006-07-01-02-01-4001-00	Census - American Community Survey	39	4	4	4	5	3	2	5	4	4	4
006-07-01-02-01-4009-00	Census - Geographic Support Systems	39	4	4	3	4	3	4	5	4	4	4
006-48-01-12-01-3101-00	NOAA/NWS/ Advanced Weather Interactive Processing System (AWIPS)	39	4	4	4	4	4	4	3	4	4	4
006-48-01-12-01-3102-00	NOAA/NWS/ Next Generation Weather Radar (NEXRAD) System Product Improvement	39	4	4	3	4	4	3	5	4	4	4
006-48-01-12-01-3103-00	NOAA/NWS/ Next Generation Weather Radar (NEXRAD) Operations and Maintenance	39	4	4	4	4	4	3	5	4	3	4
006-48-01-12-01-3117-00	NOAA/NWS/ COOP Historical Climate Network - Modernization (HCN-M)	39	4	4	3	4	4	3	5	4	4	4
006-48-01-13-01-3209-00	NOAA/NESDIS/ NOAA National Data Centers (NNDC)	39	4	4	3	4	4	4	5	4	3	4
006-48-01-16-01-3201-00	NOAA/NESDIS/ GOES Ground System	39	4	4	3	4	4	3	5	4	4	4
006-48-01-16-01-3204-00	NOAA/NESDIS/ Office of Satellite Data Processing and Distribution (OSDPD) Systems Critical Infrastructure Protection (CIP)	39	4	4	4	4	4	3	5	3	4	4
006-48-01-16-01-3213-00	NOAA/NESDIS/ Environmental Satellite Processing Center (ESPC)	39	4	4	3	4	4	3	5	4	4	4
006-51-01-01-01-8001-00	USPTO Consolidated Financial System (CFS)	39	4	4	3	4	4	4	5	3	4	4
006-48-01-12-01-3120-00	NOAA/NWS/ NWS Dissemination Systems (NDS)	38	4	4	4	5	4	4	3	4	2	4
006-48-01-15-01-3401-00	NOAA/NOS/ Nautical Charting System	38	4	4	3	5	4	3	3	4	4	4
006-48-01-15-01-3402-00	NOAA/NOS/ PORTS & NWLON	38	4	4	3	5	4	3	3	4	4	4
006-48-01-16-01-3212-00	NOAA/NESDIS/ NPOESS Ground System	38	4	4	3	4	4	3	5	3	4	4
006-48-01-16-01-3215-00	NOAA/NESDIS/ GOES-R Series Ground Segment	38	4	4	4	4	4	3	3	4	4	4

UPI	Project Name	Overall	PMA	PM	AS	PI	SE	PR	EA	AA*	RM	PB
006-03-01-60-01-0502-00	Commerce Business Environment	37	4	4	4	3	3	4	4	4	3	4
006-07-01-02-01-4008-00	Census - Field Support Systems	37	4	4	3	4	3	2	5	4	4	4
006-07-01-02-01-4010-00	Census - The Longitudinal Employer-Household Dynamics Program (LEHD)	37	4	4	3	4	3	2	5	4	4	4
006-30-01-25-01-5515-00	BIS Legacy Export Control	37	4	4	3	4	4	3	3	4	4	4
006-48-01-12-01-3106-00	NOAA/NWS/ National Weather Service Telecommunication Gateway (NWSTG) System (Legacy, Replacement, and CIP)	37	4	4	3	3	4	3	4	4	4	4
006-48-01-12-01-3111-00	NOAA/NWS/ NOAA Weather Radio (NWR) All Hazards Weather Network (NAHWN) aka All Hazards Emergency Message Collection System (HazCollect)	37	4	4	4	3	4	3	3	4	4	4
006-48-01-12-01-3115-00	NOAA/NWS/ NWS Office of Hydrologic Development (OHD)	37	4	4	3	3	4	3	4	4	4	4
006-48-01-12-01-3118-00	NOAA/NWS/ NWS Regions & Field	37	4	4	3	3	4	4	4	4	3	4
006-48-01-13-01-3214-00	NOAA/NESDIS/National Integrated Drought Information System (NIDIS) Implementation	37	4	4	3	4	4	3	3	4	4	4
006-48-01-17-01-3104-00	NOAA/NWS/ NCEP Weather and Climate Operational Supercomputer Systems (WCOSS Primary and Backup)	37	4	4	4	3	4	3	4	4	3	4
006-48-01-17-01-3113-00	NOAA/NWS/ NCEP Weather and Climate Computing Infrastructure Services (WCCIS)	37	4	4	4	3	4	3	4	4	3	4
006-48-01-17-01-3804-00	NOAA/OCIO/ NOAA R&D High Performance Computing System	37	4	4	4	3	4	3	3	4	4	4
006-48-04-00-01-3802-00	NOAA/OCIO/ NOAA Grants On-line	37	4	4	3	3	4	4	4	4	3	4
006-51-01-03-01-8018-00	USPTO Patent File Wrapper (PFW) Program	37	4	4	3	4	4	4	5	3	4	2
006-06-04-00-01-6001-00	EDA Operations Planning and Control System (OPCS) and Loan Billing and Management System (LBMS)	36	3	4	3	3	4	4	3	4	4	4
006-07-01-02-01-4011-00	Census - MAF/TIGER Enhancements	36	4	4	2	4	3	4	5	3	3	4
006-30-01-25-01-5501-00	BIS ECASS2000+	36	4	4	3	3	4	3	4	3	4	4
006-48-01-01-01-3801-00	NOAA/OCIO/ Financial Management IT Operations	36	4	4	4	3	4	3	3	3	4	4
006-48-01-12-01-3112-00	NOAA/NWS/ National Air Quality Forecast Capability	36	4	4	3	4	3	3	5	3	4	3
006-48-01-12-01-3124-00	NOAA/NWS/ Weather Radio Improvement Project (WRIP)	36	4	4	3	4	4	3	5	3	3	3
006-48-01-13-01-3205-00	NOAA/NESDIS/ Comprehensive Large Array-data Stewardship System (CLASS)	36	4	4	3	4	4	3	3	4	3	4
006-48-01-13-01-3504-00	NOAA/OAR/ NOAA Research Scientific Computing Support	36	4	4	3	3	4	3	3	4	4	4
006-48-01-15-01-3208-00	NOAA/NESDIS/ Search and Rescue Satellite-Aided Tracking (SARSAT)	36	4	4	4	4	4	2	5	4	3	2
006-48-01-15-01-3403-00	NOAA/NOS/ Geodetic Support System	36	4	4	3	3	4	3	3	4	4	4

UPI	Project Name	Overall	PMA	PM	AS	PI	SE	PR	EA	AA*	RM	PB
006-48-01-16-01-3202-00	NOAA/NESDIS/ POES Ground System	36	4	4	3	3	4	3	4	4	3	4
006-51-01-01-01-8002-00	USPTO Revenue Accounting and Management System (RAM)	36	4	4	2	4	3	4	5	3	4	3
006-51-01-07-01-8008-00	USPTO Business Continuity and Disaster Recovery Program	36	4	4	3	4	4	4	4	3	4	2
006-55-01-26-01-7045-00	NIST Central IT Support for Science	36	3	4	3	3	4	4	4	4	4	3
006-60-01-29-01-7312-00	NTIA - Radio Spectrum Management: Federal Spectrum Management System (FSMS)	36	4	4	3	5	4	3	3	4	3	3
006-03-01-01-01-0510-00	Commerce Business Systems (CBS) (formerly Commerce Administrative Management System (CAMS))	35	4	4	3	3	3	3	4	4	3	4
006-48-01-12-01-3119-00	NOAA/NWS/ NDBC Ocean Observing System of Systems (NOOSS)	35	4	4	3	3	4	3	3	4	3	4
006-07-01-02-01-4003-00	Census - Data Access and Dissemination System	34	4	4	3	4	3	4	4	4	2	2
006-07-01-02-01-4004-00	Census - Decennial 2010 Systems Design and Integration, and Decennial 2010 Testing and Evaluation	34	4	4	3	4	3	4	4	3	3	2
006-30-01-25-01-5510-00	BIS ECASS Modernization	34	4	4	3	3	4	3	4	3	3	3
006-51-01-04-01-8019-00	USPTO First Action System for Trademarks (FAST)	34	4	4	3	4	4	3	4	3	3	2
006-48-01-01-01-3803-00	NOAA/OCIO/ NOAA Non-Core CBS Financial Management System (PCS)	33	2	4	3	4	4	2	5	4	4	1
006-48-01-12-01-3123-00	NOAA/NWS/ Automated Surface Observing System (ASOS) Operations and Maintenance	33	4	3	3	3	4	3	4	3	3	3
006-03-02-00-01-0511-00	Department of Commerce Consolidated IT Infrastructure	31	4	4	3	3	2	2	4	3	4	2

Exhibit 300 Evaluations Profile - Agency - Defense

	Evaluation Sections										Total
	PMA	PM	AS	PI	SE	PR	EA	AA*	RM	PB	
Defense - Average Evaluation	3.0	3.5	3.7	3.0	3.8	3.0	3.6	3.1	3.4	2.3	32
Government-wide Average	3.5	3.7	3.1	3.7	3.8	3.3	3.9	3.5	3.6	3.1	35
Perfect Evaluation	5	5	5	5	5	5	5	5	5	5	50



Management Watch List (MWL) Evals: *Department of Defense*

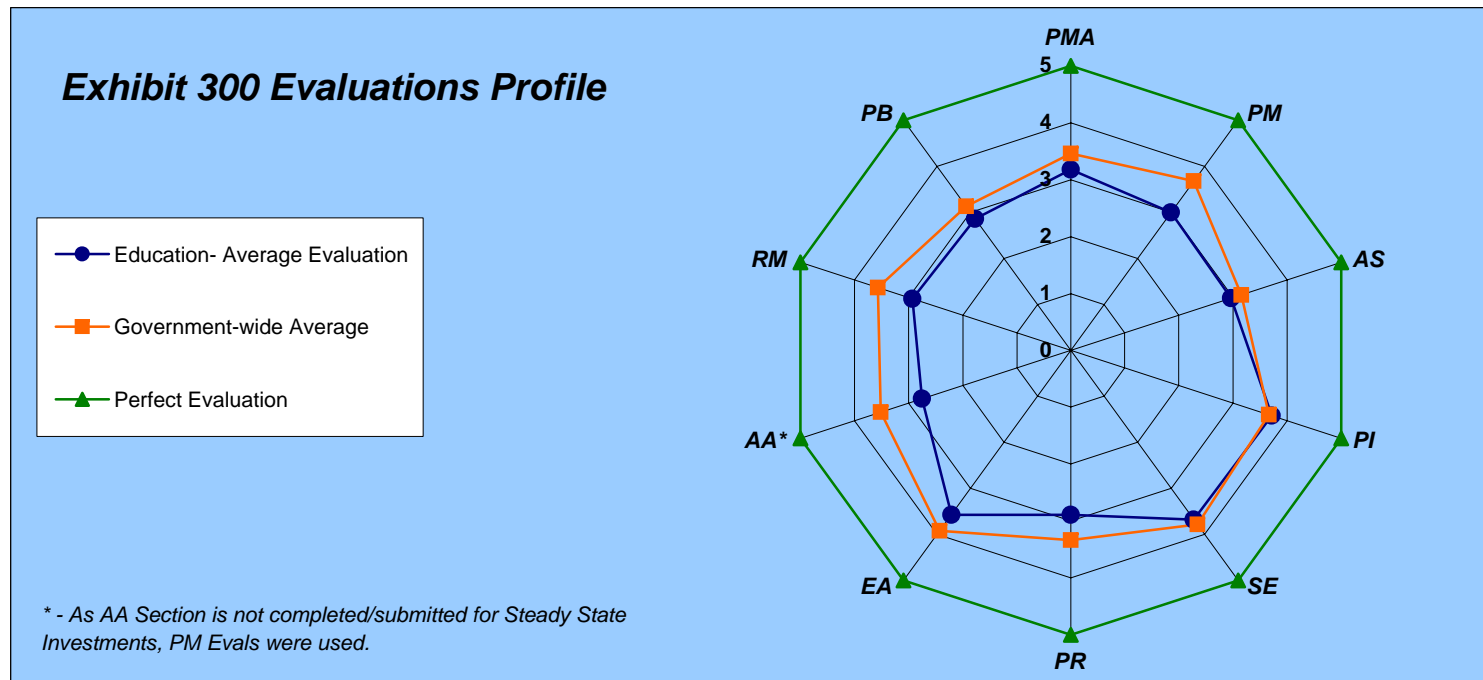
UPI	Project Name	Overall	PMA	PM	AS	PI	SE	PR	EA	AA*	RM	PB
007-21-01-03-01-6298-00	LOGISTICS MODERNIZATION PROGRAM	37	3	4	4	3	4	3	4	4	4	4
007-21-06-43-01-6198-00	WARFIGHTER INFORMATION NETWORK-TACTICAL	36	3	4	4	3	4	3	4	4	4	3
007-21-06-64-01-5070-00	GLOBAL COMBAT SUPPORT SYSTEM - ARMY	36	3	4	3	3	4	4	4	3	4	4
007-97-01-20-01-0555-00	DeCA Enterprise Business System	36	2	4	4	3	4	3	4	4	4	4
007-21-06-44-01-6963-00	GUARDNET XXI, THE ARMY NATIONAL GUARD'S WIDE AREA NETWORK	35	3	4	4	3	4	3	3	4	4	3
007-21-06-64-01-1935-00	TRANSPORTATION COORDINATORS' AUTOMATED INFORMATION FOR MOVEMENTS SYSTEM II	35	3	4	4	3	4	3	4	4	4	2
007-57-01-03-01-0483-00	EXPEDITIONARY COMBAT SUPPORT SYSTEM	35	3	4	4	3	4	3	4	3	4	3
007-57-01-12-01-6170-00	Mission Planning Systems	35	3	4	4	3	4	3	4	3	4	3
007-57-06-12-01-1826-00	INTEGRATED STRATEGIC PLANNING AND ANALYSIS NETWORK	35	3	4	4	3	4	3	4	3	4	3
007-57-06-12-01-6197-00	BATTLE CONTROL SYSTEM - MOBILE	35	3	4	4	3	4	3	4	4	3	3
007-97-01-15-01-0611-00	DEFENSE MEDICAL HUMAN RESOURCE SYSTEM INTERNET	35	3	4	4	3	4	4	3	4	3	3
007-97-01-15-01-4035-00	DEFENSE ENROLLMENT ELIGIBILITY REPORTING SYSTEM	35	3	4	3	3	4	2	4	4	4	4
007-97-01-20-01-6521-00	DEFENSE INTEGRATED MILITARY HUMAN RESOURCES SYSTEM	35	4	3	4	3	4	1	4	4	4	4
007-97-01-29-01-1794-00	STANDARD PROCUREMENT SYSTEM	35	3	4	4	3	4	4	4	3	3	3
007-97-03-52-01-1667-00	Integrated Data Environment/Global Transportation Network Convergence	35	3	4	4	3	4	3	4	4	4	2
007-97-06-65-01-6456-00	PROTECT INFORMATION - PUBLIC KEY INFRASTRUCTURE	35	3	4	4	3	4	3	3	4	4	3
007-21-06-12-01-6185-00	FORCE XXI BATTLE COMMAND BRIGADE AND BELOW	34	3	4	4	3	4	3	4	3	4	2
007-21-06-62-01-0588-00	Mounted Battle Command on the Move Program	34	3	4	4	3	4	3	4	2	4	3
007-57-02-45-01-0392-00	Combat Information Transport System	34	3	4	3	3	4	3	4	3	4	3
007-57-06-12-01-6191-00	MINIMUM ESSENTIAL EMERGENCY COMMUNICATIONS NETWORK	34	3	4	4	3	4	3	4	3	4	2
007-57-06-12-01-6320-00	CHEYENNE MOUNTAIN COMPLEX/TACTICAL WARNING - ATTACK ASSESSMENT	34	3	4	3	3	4	3	4	3	4	3
007-57-06-62-01-5069-00	Global Combat Support System - Air Force	34	3	4	4	3	4	3	4	3	4	2
007-97-01-15-01-0332-00	MILITARY COMPUTER-BASED PATIENT RECORD (includes Inits 0049, 0379, and 0435)	34	3	3	4	3	4	4	3	3	4	3

UPI	Project Name	Overall	PMA	PM	AS	PI	SE	PR	EA	AA*	RM	PB
007-97-06-43-01-0595-00	DEFENSE INFORMATION SYSTEM NETWORK	34	3	4	4	3	4	3	4	3	3	3
007-97-06-45-01-0536-00	Net-Enabled Command Capability	34	3	4	4	3	4	3	4	3	4	2
007-97-06-64-01-0882-00	GLOBAL COMBAT SUPPORT SYSTEM-COCOM-JTF	34	3	4	4	3	4	3	3	3	4	3
007-17-06-12-01-6524-00	JTRS - AIRBORNE, MARITIME AND FIXED RADIOS	33	3	3	4	3	4	3	4	4	3	2
007-21-01-01-01-0314-00	GENERAL FUND ENTERPRISE BUSINESS SYSTEM	33	2	4	4	3	4	4	3	3	4	2
007-21-02-43-01-2180-00	INSTALLATION INFORMATION INFRASTRUCTURE MODERNIZATION PROGRAM	33	3	4	4	3	4	3	4	3	3	2
007-21-06-12-01-6491-00	GLOBAL COMMAND AND CONTROL SYSTEM - ARMY	33	3	3	4	3	4	3	4	3	4	2
007-97-06-12-01-0615-00	DEFENSE MESSAGE SYSTEM	33	3	4	4	3	4	3	3	3	4	2
007-97-06-12-01-1913-00	THEATER MEDICAL INFORMATION PROGRAM-Joint	33	3	4	4	3	4	3	3	3	4	2
007-97-06-43-01-6462-00	DOD TELEPORT	33	3	3	4	3	4	3	4	4	2	3
007-17-01-12-01-6189-00	JOINT PRECISION APPROACH AND LANDING SYSTEM	32	3	3	4	3	4	3	3	4	3	2
007-17-06-12-01-6587-00	JTRS - NETWORK ENTERPRISE DOMAIN	32	3	3	4	3	4	3	4	4	3	1
007-21-01-20-01-1191-00	US MEPCOM INTEGRATED RESOURCE SYSTEM	32	3	4	4	3	4	2	3	4	3	2
007-57-06-12-01-1911-00	Theater Battle Management Core System	32	3	3	4	3	4	3	4	2	3	3
007-97-01-15-01-0510-00	EXECUTIVE INFORMATION/DECISION SUPPORT	32	3	3	4	3	4	2	4	2	4	3
007-97-06-12-01-0884-00	GLOBAL DECISION SUPPORT SYSTEM	32	3	2	4	3	4	2	4	4	4	2
007-97-06-62-01-6965-00	NET CENTRIC ENTERPRISE SERVICES	32	3	2	4	3	4	3	3	4	3	3
007-17-01-03-01-0186-00	NAVY ENTERPRISE RESOURCE PLANNING (ERP)	31	3	4	3	3	4	3	4	3	3	1
007-17-06-12-01-0342-00	JTRS - HANDHELD, MANPACK, AND SMALL FORM FIT RADIOS	31	3	3	4	3	4	3	3	3	3	2
007-17-06-45-01-6310-00	NAVY MARINE CORPS INTRANET	31	3	4	4	3	4	3	3	2	4	1
007-17-06-64-01-0155-00	GLOBAL COMBAT SUPPORT SYSTEM - MARINE CORPS	31	3	4	4	3	1	4	3	3	4	2
007-21-01-29-01-1051-00	Future Combat Systems-Advanced Collaborative Environment	31	3	3	3	3	4	4	3	1	4	3
007-21-01-29-01-1125-00	Future Business System	31	3	3	3	3	4	3	3	3	3	3
007-21-06-12-01-2213-00	MANEUVER CONTROL SYSTEM	31	3	3	4	3	4	3	4	4	2	1
007-57-06-12-01-1854-00	Battle Control System Fixed	31	3	4	4	3	4	3	4	2	3	1
007-97-01-03-01-0277-00	COMMISSARY ADVANCED RESALE TRANSACTION SYSTEM	31	3	3	3	3	4	2	4	4	3	2
007-97-01-15-01-0613-00	Defense Medical Logistics Standard Support	31	3	3	3	3	4	3	4	3	3	2

UPI	Project Name	Overall	PMA	PM	AS	PI	SE	PR	EA	AA*	RM	PB
007-97-06-12-01-0881-00	GLOBAL COMMAND AND CONTROL SYSTEM- JOINT	31	3	3	3	3	4	3	4	3	4	1
007-17-06-12-01-6555-00	DEPLOYABLE JOINT COMMAND AND CONTROL	30	3	4	3	3	4	3	3	4	2	1
007-17-06-12-01-6946-00	COMMON AVIATION COMMAND AND CONTROL SYSTEM	30	3	3	4	3	1	3	4	3	4	2
007-17-06-12-01-6046-00	GLOBAL COMMAND AND CONTROL SYSTEM - MARITIME	29	3	3	4	3	4	4	3	2	2	1
007-17-06-12-01-6190-00	JTRS - GROUND MOBILE RADIOS	29	3	3	4	3	4	3	3	3	2	1
007-97-01-16-01-0594-00	DEFENSE INFORMATION SYSTEM FOR SECURITY	29	4	2	1	3	4	3	4	2	3	3
007-97-06-65-01-1030-00	Key Management Infrastructure	29	3	3	4	2	4	3	3	4	2	1
007-21-02-42-01-0688-00	DISTRIBUTED LEARNING SYSTEM	28	3	3	4	3	4	2	3	1	2	3
007-97-01-01-01-0178-00	DEFENSE ENTERPRISE ACCOUNTING AND MANAGEMENT SYSTEM	28	3	3	3	3	1	3	4	3	3	2
007-57-06-12-01-1046-00	Air and Space Operations Center - Weapon System	27	3	1	2	3	4	3	4	3	3	1
007-57-01-01-01-0487-00	Defense Enterprise Accounting and Management System-Air Force	26	2	3	4	3	1	3	3	3	2	2
007-97-01-31-01-6312-00	DEFENSE TRAVEL SYSTEM	26	2	2	3	3	4	4	3	1	2	2
007-21-06-12-01-2166-00	ADVANCED FIELD ARTILLERY TACTICAL DATA SYSTEM	25	3	4	1	3	3	3	3	1	3	1

Exhibit 300 Evaluations Profile - Agency - Education

	Evaluation Sections											Total
	PMA	PM	AS	PI	SE	PR	EA	AA*	RM	PB		
Education - Average Evaluation	3.2	3.0	3.0	3.7	3.7	2.9	3.6	2.8	2.9	2.9		32
Government-wide Average	3.5	3.7	3.1	3.7	3.8	3.3	3.9	3.5	3.6	3.1		35
Perfect Evaluation	5	5	5	5	5	5	5	5	5	5		50

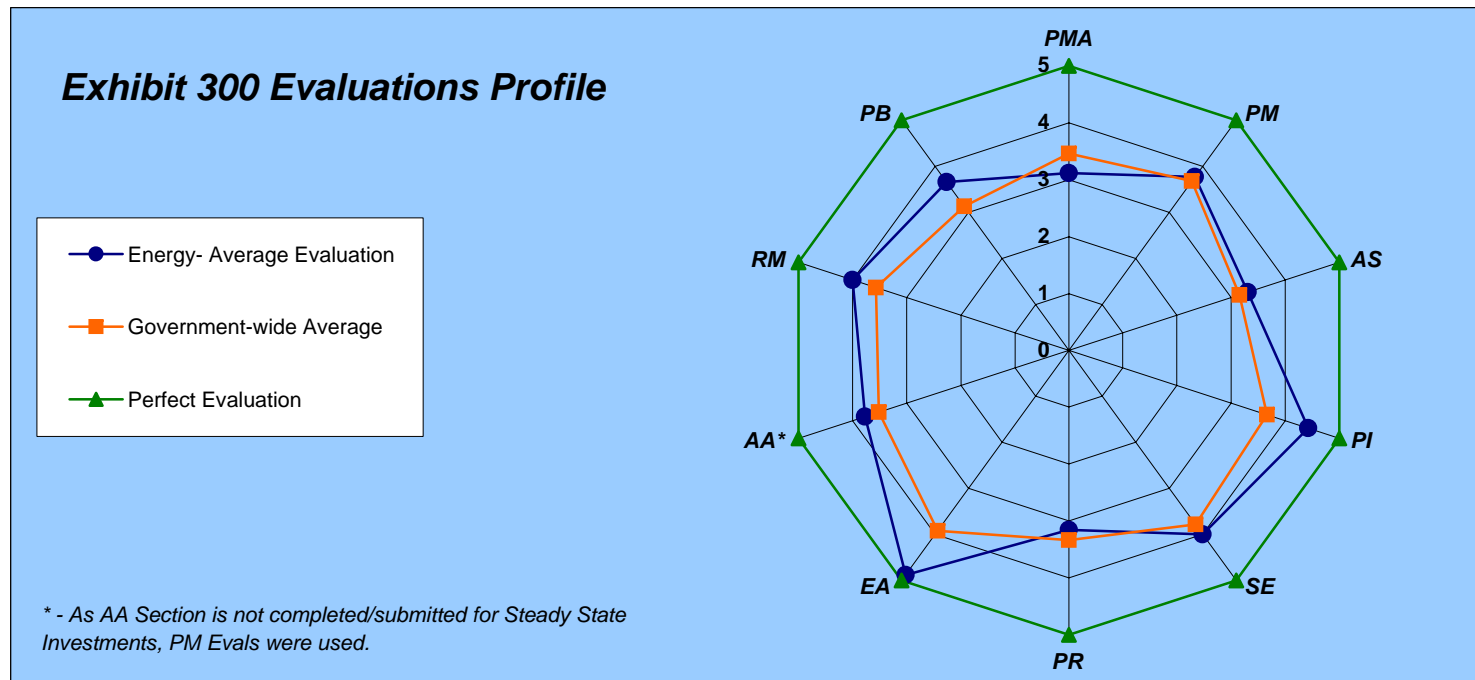


Management Watch List (MWL) Evals: *Department of Education*

UPI	Project Name	Overall	PMA	PM	AS	PI	SE	PR	EA	AA*	RM	PB
018-45-01-01-01-1060-00	Federal Student Aid Financial Management System (FSA FMS)	34	3	4	4	5	3	2	5	2	3	3
018-24-01-06-01-0260-00	E-Authentication	32	4	4	3	3	4	3	3	2	3	3
018-45-01-01-01-1070-00	Common Services for Borrowers-Legacy (CSB-Legacy)	31	3	3	3	4	2	3	4	3	3	3
018-24-03-00-01-1010-00	Information Assurance (IA)	30	3	3	2	4	3	3	4	2	3	3
018-45-01-06-01-0000-00	Enterprise Portal	30	3	2	3	4	3	3	3	3	3	3
018-45-01-06-01-1100-00	National Student Loan Data System (NSLDS)	30	3	4	2	3	3	3	3	4	3	2
018-24-01-07-01-1010-00	ED Web	29	3	3	2	4	4	3	3	1	3	3
018-45-01-06-01-1020-00	Common Origination and Disbursement (COD)	29	3	3	3	3	4	2	3	3	3	2
018-45-01-06-01-1090-00	Virtual Data Center (VDC)	28	3	3	4	2	2	3	3	3	3	2
018-45-01-06-01-1150-00	ADvance - Aid Delivery	27	3	2	3	3	4	2	4	2	3	1
018-45-01-06-01-3010-00	ADvance - Person Data Management Program (PDM)	23	3	2	2	3	3	3	2	1	1	3

Exhibit 300 Evaluations Profile - Agency - Energy

	Evaluation Sections										Total
	PMA	PM	AS	PI	SE	PR	EA	AA*	RM	PB	
Energy - Average Evaluation	3.1	3.8	3.3	4.4	4.0	3.2	4.9	3.8	4.0	3.7	38
Government-wide Average	3.5	3.7	3.1	3.7	3.8	3.3	3.9	3.5	3.6	3.1	35
Perfect Evaluation	5	5	5	5	5	5	5	5	5	5	50



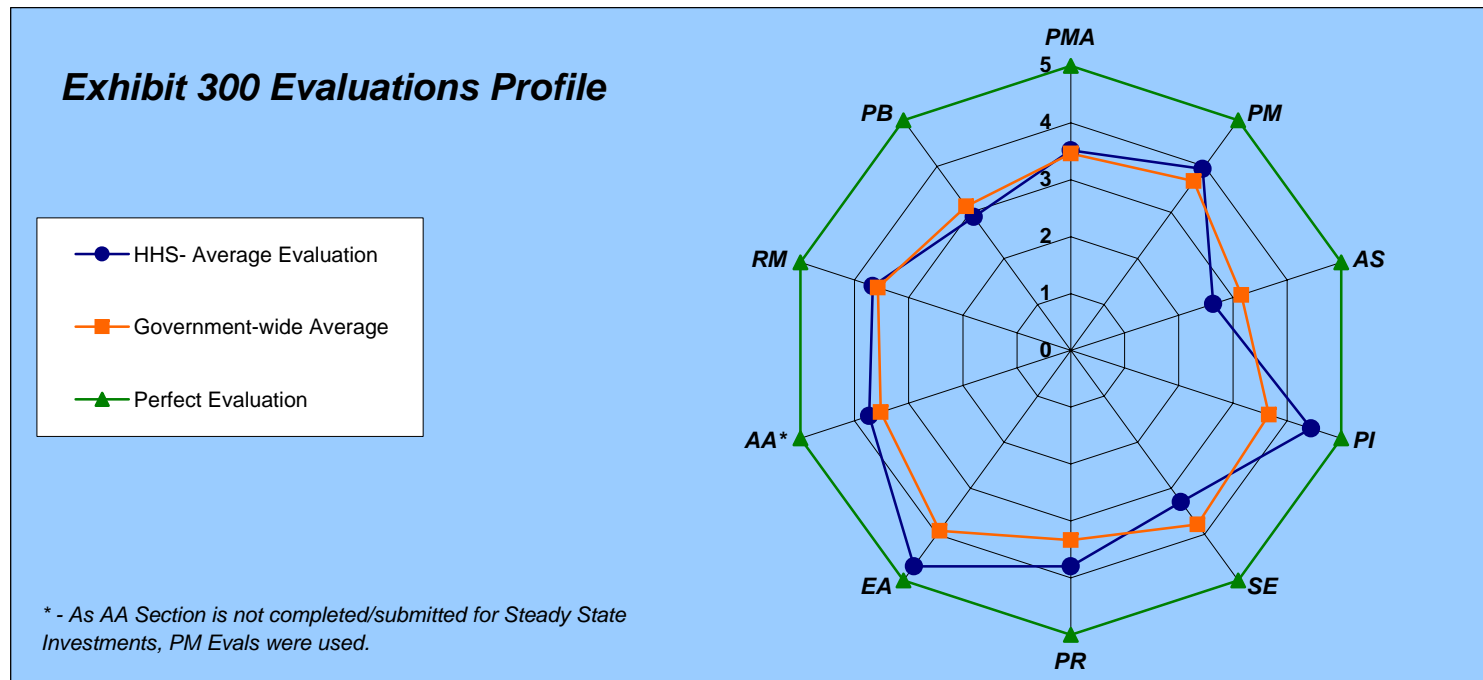
Management Watch List (MWL) Evals: *Department of Energy*

UPI	Project Name	Overall	PMA	PM	AS	PI	SE	PR	EA	AA*	RM	PB
-----	--------------	---------	-----	----	----	----	----	----	----	-----	----	----

No Exhibit 300s on the Management Watch List

Exhibit 300 Evaluations Profile - Agency - HHS

	Evaluation Sections										Total
	PMA	PM	AS	PI	SE	PR	EA	AA*	RM	PB	
HHS - Average Evaluation	3.5	3.9	2.6	4.4	3.3	3.8	4.7	3.7	3.7	2.9	37
Government-wide Average	3.5	3.7	3.1	3.7	3.8	3.3	3.9	3.5	3.6	3.1	35
Perfect Evaluation	5	5	5	5	5	5	5	5	5	5	50



Management Watch List (MWL) Evals: *Department of Health and Human Services*

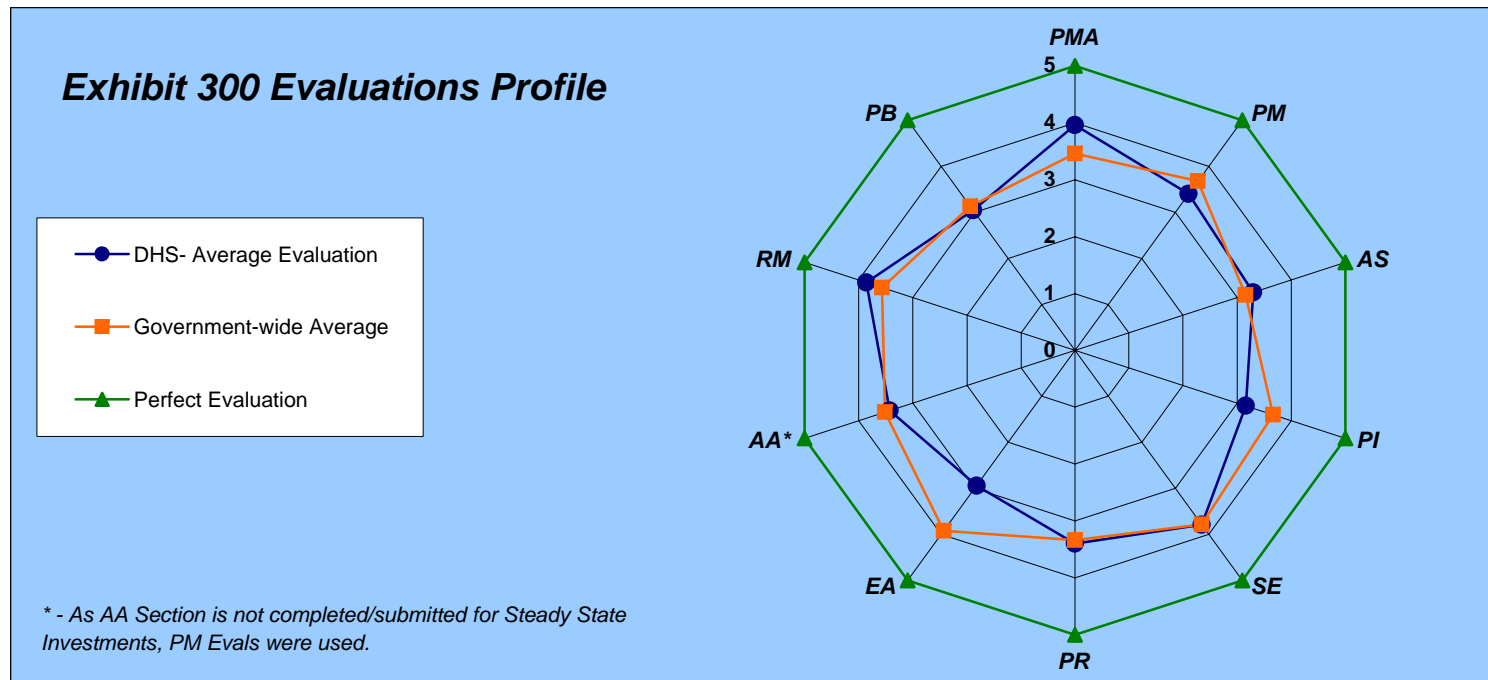
UPI	Project Name	Overall	PMA	PM	AS	PI	SE	PR	EA	AA*	RM	PB
009-20-01-03-01-0278-00	CDC CCID Vaccine eXchange NETwork (VaX.NET) formerly VODS	42	4	4	5	5	4	4	5	4	4	3
009-20-01-03-01-0362-00	CDC PHIN: National Electronic Disease Surveillance System	41	5	4	2	5	4	4	5	4	4	4
009-00-02-00-01-0040-00	HHS Consolidated Acquisition Solution	40	4	4	3	5	3	4	5	4	4	4
009-38-01-06-01-1020-00	CMS Beneficiary e-Services	40	5	4	2	5	4	4	5	4	4	3
009-10-01-01-01-7068-00	FDA Financial Enterprise Solutions (FES) (FY09)	39	3	4	5	4	4	4	5	3	4	3
009-17-01-02-01-1010-00	IHS Resource and Patient Management System (RPMS) - Maintenance & Enhancements	39	4	4	2	5	3	4	5	4	4	4
009-20-01-03-01-0547-00	CDC National Select Agent Registry (NSAR) (formerly SATERIS)	39	5	4	2	5	4	4	5	4	4	2
009-25-04-00-01-1326-00	NIH OD Electronic Research Administration (eRA)	39	4	4	2	5	3	4	5	4	4	4
009-38-01-01-01-1020-00	CMS Healthcare Integrated General Ledger Accounting System (HIGLAS)	39	4	4	4	5	3	4	5	4	4	2
009-10-02-00-01-7031-00	FDA Consolidated Infrastructure (FY09)	38	2	4	4	5	4	4	5	4	3	3
009-38-01-02-01-1115-00	CMS Interoperability & Standardization - Provider Enrollment (PECOS)	38	3	4	2	5	3	4	5	4	4	4
009-38-01-02-01-1120-00	CMS Durable Medical Equipment (DME) Claims Processing	38	4	4	2	5	3	4	5	4	4	3
009-38-01-02-01-1130-00	CMS Part A Claims Processing	38	3	4	3	5	3	4	5	4	4	3
009-38-01-02-01-1150-00	CMS Data Management Operations - Beneficiary	38	5	4	3	5	3	3	5	4	4	2
009-38-01-02-01-1160-00	CMS Data Management Operations - Claims	38	3	4	2	5	4	4	5	4	3	4
009-38-01-02-01-1200-00	CMS Retiree Drug Subsidy	38	4	4	2	4	4	4	5	4	4	3
009-38-01-06-01-1120-00	CMS Integrated Data Repository (IDR)	38	5	4	2	5	2	4	5	4	4	3
009-10-01-03-01-0031-00	FDA Information and Computer Technologies for the 21st Century (ICT 21) (FY09)	37	3	4	3	4	4	4	5	4	4	2
009-20-01-03-01-0908-00	CDC Public Health Information Network (PHIN)	37	5	4	2	4	4	3	5	4	4	2
009-20-01-03-01-1163-00	CDC PHIN: BioSense	37	3	4	2	4	3	4	5	4	4	4
009-38-01-02-01-1010-00	CMS Health Care Quality Improvement (Formerly QIES)	37	4	4	2	5	2	4	5	4	4	3
009-38-01-02-01-1075-00	CMS Plan Enrollment (HPMS)	37	3	4	2	5	3	4	5	4	4	3
009-38-01-02-01-1085-00	CMS Drug Claims (DDPS)	37	4	4	2	4	4	4	5	4	3	3
009-38-01-02-01-1110-00	CMS Common Working File (CWF)	37	3	4	2	4	3	4	5	4	4	4

UPI	Project Name	Overall	PMA	PM	AS	PI	SE	PR	EA	AA*	RM	PB
009-38-01-02-01-1140-00	CMS Part B Claims Processing	37	3	4	2	5	3	4	5	4	4	3
009-38-01-06-01-1010-00	CMS Medicare Program Integrity (MIP)	37	4	4	2	5	3	4	5	4	3	3
009-38-01-06-01-1015-00	CMS Medicare Program Integrity Modernization - One PI System	37	4	4	2	5	3	4	5	4	4	2
009-90-01-06-01-2101-00	OS OPHS Commissioned Corps Force Management Solution	37	3	3	3	5	4	4	5	4	4	2
009-00-01-06-01-0021-00	HHS Asset - Property Management Information System (Sunflower)	36	3	4	3	4	2	4	5	4	4	3
009-00-01-99-01-1271-24	HHS HR LOB IT	36	4	4	4	4	3	4	5	3	4	1
009-15-01-06-01-1060-00	HRSA - OIT Electronic Handbooks	36	3	4	3	5	4	4	3	4	4	2
009-20-01-03-01-0615-00	CDC PHIN: National Environmental Public Health Tracking Network (NEPHTN)	36	3	4	2	4	4	2	5	4	4	4
009-20-02-00-01-1152-00	CDC Information Technology Infrastructure	36	2	4	2	5	3	4	5	4	4	3
009-38-01-02-01-1030-00	CMS Medicare FFS IT Infrastructure	36	3	4	2	5	2	4	5	4	3	4
009-38-01-02-01-1060-00	CMS Medicaid Data Systems	36	4	4	2	4	2	4	5	4	4	3
009-38-01-02-01-1090-00	CMS Beneficiary Enrollment and Plan Payment for Part C & D	36	3	4	2	4	3	4	5	4	4	3
009-70-04-00-01-1356-24	ACF GrantSolutions.gov / Grants Administration Tracking Evaluation System (GATES) - Grants Center for Excellence	36	4	4	4	5	3	3	3	4	4	2
009-00-02-00-01-0009-00	HHS Enterprise E-mail System (HHSMail)	35	4	4	2	4	3	3	5	3	4	3
009-00-03-00-01-1400-24	Federal Health Architecture	35	4	4	3	4	3	3	5	3	4	2
009-25-01-01-01-4601-00	NIH OD NIH Business System (NBS)	35	3	4	2	5	3	4	5	4	3	2
009-38-01-02-01-1100-00	CMS Interoperability & Standardization - Claims	35	4	4	2	4	2	4	5	4	4	2
009-38-01-02-01-2200-00	CMS Q-net	35	3	4	2	5	3	3	5	4	4	2
009-91-01-01-01-1021-00	OS ASAM Payment Management System (PMS)	35	4	4	2	5	4	4	5	4	2	1
009-10-01-03-01-8021-00	FDA Mission Accomplishments and Regulatory Compliance Services (MARCS) (FY09)	34	3	4	2	5	4	4	3	3	4	2
009-25-01-06-01-3105-00	NIH Business Intelligence System (NBIS)	34	3	4	2	4	4	2	5	3	4	3
009-38-01-02-01-3100-00	CMS Interoperability & Standardization - Provider ID (NPPES)	34	4	4	2	3	3	4	4	4	2	4
009-38-02-00-01-1150-00	CMS IT Infrastructure	34	2	4	3	5	1	4	5	4	3	3
009-90-01-01-01-1011-00	OS ASAM Debt Management and Collection System (DMCS)	34	3	4	2	5	4	4	5	4	2	1
009-90-03-00-01-0002-00	OS ONC Prototype Nationwide Health Information Network (NHIN) Architectures	34	5	4	3	2	2	4	5	2	4	3
009-10-01-03-01-0042-00	FDA MedWatch Plus (FY09)	33	3	4	2	5	3	3	3	3	4	3

UPI	Project Name	Overall	PMA	PM	AS	PI	SE	PR	EA	AA*	RM	PB
009-38-01-02-01-2110-00	CMS ICD-10 Initiative	33	4	3	3	4	2	4	5	1	4	3
009-25-02-00-01-3109-00	NIH IT Infrastructure	32	2	4	3	5	4	3	3	4	1	3
009-90-01-01-01-1013-00	OS ASAM Accounting for Pay System (AFPS)	32	4	4	2	3	4	4	4	4	2	1
009-17-02-00-01-1010-00	IHS Infrastructure, Office Automation, & Telecommunications (I/OA/T)	31	2	2	2	5	2	4	5	2	4	3
009-33-01-02-01-0011-00	AHRQ Medical Expenditures Panel Survey (MEPS)	31	3	4	2	3	3	3	3	3	4	3
009-38-01-02-01-1050-00	CMS Modernized IT Infrastructure (EDCs)	31	3	4	2	4	2	4	5	2	3	2

Exhibit 300 Evaluations Profile - Agency - DHS

	Evaluation Sections										Total
	PMA	PM	AS	PI	SE	PR	EA	AA*	RM	PB	
DHS - Average Evaluation	4.0	3.4	3.3	3.2	3.8	3.4	2.9	3.4	3.9	3.0	34
Government-wide Average	3.5	3.7	3.1	3.7	3.8	3.3	3.9	3.5	3.6	3.1	35
Perfect Evaluation	5	5	5	5	5	5	5	5	5	5	50



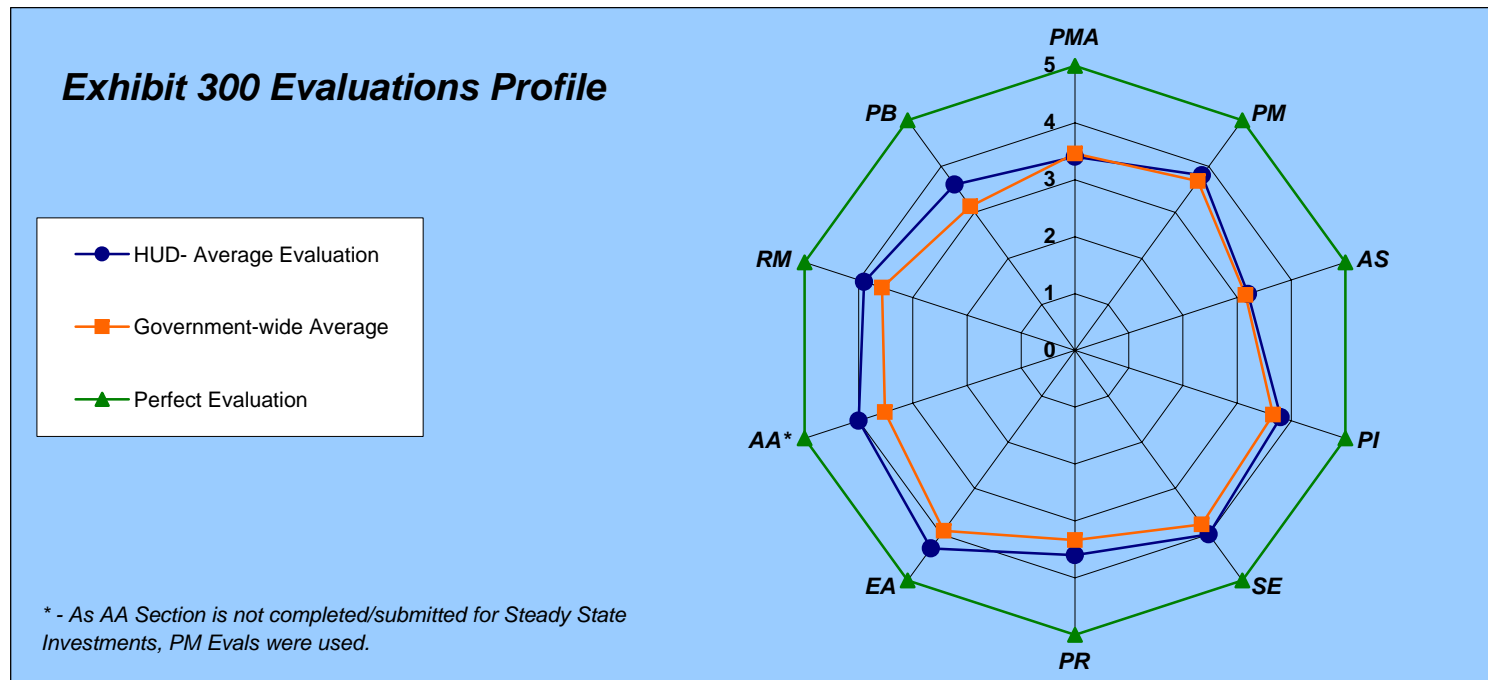
Management Watch List (MWL) Evals: *Department of Homeland Security*

UPI	Project Name	Overall	PMA	PM	AS	PI	SE	PR	EA	AA*	RM	PB
024-70-01-05-01-7332-00	FEMA - Total Asset Visibility (Phase I) (2009)	37	4	4	4	3	4	4	3	4	4	3
024-50-01-01-01-1080-00	ICE - Federal Financial Management System (FFMS) (2009)	36	4	3	4	3	4	4	3	3	4	4
024-50-01-04-01-5630-00	TSA - FAMS Air to Ground Communications System and Tactical Information Sharing System (2009)	36	4	4	4	3	4	3	2	4	4	4
024-65-02-00-01-2100-24	NPPD - Information Systems Security Line of Business (LoB) (2009)	36	4	3	4	4	4	4	3	3	4	3
024-30-01-02-01-3036-00	USCIS - Immigration - CLAIMS 3.0 (2009)	35	4	3	4	3	4	3	3	3	4	4
024-50-01-02-01-5138-00	CBP - Advance Passenger Information System (APIS) (2009)	35	4	3	3	4	4	3	3	3	4	4
024-50-01-02-01-5626-00	TSA - Alien Flight Student Program (AFSP) (2009)	35	4	4	3	4	4	3	3	4	2	4
024-85-01-03-01-5951-00	DNDO - Joint Analysis Center (JAC) (2009)	35	4	4	4	3	3	4	3	4	4	2
024-30-01-02-01-3015-00	USCIS - Transformation (2009)	34	4	3	4	3	3	3	3	3	4	4
024-30-01-02-01-3038-00	USCIS - Naturalization - CLAIMS 4.0 (2009)	34	4	3	4	2	4	3	3	3	4	4
024-50-01-02-01-5108-00	CBP - Secure Border Initiative net (SBInet): Command, Control, Communications & Intelligent Systems (2009)	34	4	4	2	3	4	3	3	4	4	3
024-50-01-02-01-5633-00	TSA - Crew Vetting (2009)	34	4	2	4	4	4	3	3	2	4	4
024-60-01-01-01-6104-00	USCG - Core Accounting System (CAS) (2009)	34	4	4	4	3	4	4	2	4	1	4
024-60-01-01-01-6111-00	USCG - Vessel Logistics System (VLS) (2009)	34	4	2	4	3	4	4	3	2	4	4
024-60-01-02-01-6064-00	USCG - Marine Information for Safety and Law Enforcement (MISLE) (2009)	34	4	2	4	3	4	4	3	2	4	4
024-65-01-04-01-9514-00	NPPD - Integrated Common Analytical Viewer (iCAV) (2009)	34	4	4	2	2	4	4	3	4	4	3
024-00-01-05-01-0130-24	FEMA - Disaster Management E-Government Initiative (2009)	33	4	3	2	4	4	3	3	3	4	3
024-00-01-06-01-1226-00	DHS - HR IT (2009)	33	4	4	4	4	4	3	3	2	4	1
024-00-02-00-01-1110-00	DHS - Homeland Secure Data Network (HSDN) (2009)	33	4	3	3	3	2	4	3	3	4	4
024-50-02-00-01-5457-00	ICE - Automation and Modernization (Atlas) 2009	33	4	4	3	3	4	4	3	3	4	1
024-60-01-04-01-6005-00	USCG - Nationwide Automatic Identification System (NAIS) for MDA (2009)	33	4	4	3	3	4	4	3	4	3	1
024-60-01-05-01-6006-00	USCG - Aviation Logistics Management Information System (ALMIS) (2009)	33	4	2	4	2	4	4	3	2	4	4
024-00-02-00-01-0591-00	DHS - Infrastructure (2009)	32	4	4	3	3	3	3	3	3	4	2
024-50-01-02-01-5116-00	CBP - Western Hemisphere Travel Initiative (WHTI) (2009)	32	4	3	3	3	4	3	3	4	4	1

UPI	Project Name	Overall	PMA	PM	AS	PI	SE	PR	EA	AA*	RM	PB
024-60-01-05-01-6079-00	USCG - Rescue 21 (2009)	32	4	4	3	3	3	4	3	2	4	2
024-60-01-06-01-6115-00	USCG - Integrated Deepwater System - LIMS (2009)	32	4	4	2	3	4	4	3	1	4	3
024-70-01-05-01-7134-00	FEMA - eNEMIS (2009)	32	3	3	4	2	4	3	3	3	4	3
024-70-01-05-01-7547-00	FEMA - National Preparedness System (2009)	32	4	2	2	3	4	4	3	4	4	2
024-50-01-02-01-5072-00	CBP - Traveler Enforcement Compliance System - Modernization (TECS Modernization) (2009)	31	4	2	4	2	4	2	3	4	4	2
024-50-01-02-01-5352-00	ICE - Detention and Removal Modernization (2009)	31	4	2	2	3	4	3	3	4	4	2
024-50-01-02-01-5605-00	TSA - Secure Flight (2009)	31	4	4	3	3	3	3	3	4	3	1
024-50-01-04-01-5607-00	TSA - Freight Assessment System (FAS) (2009)	31	4	4	2	2	4	4	3	3	4	1
024-60-01-05-01-6343-00	USCG - Integrated Deepwater Systems - COP (2009)	31	4	3	3	3	4	4	3	1	4	2
024-65-01-04-01-9503-00	NPPD - IICP - Infrastructure Information Collection Program (2009)	31	4	1	2	3	4	3	3	4	4	3
024-00-01-01-01-0611-00	DHS - Financial Transformation & Systems Consolidation (TASC) (2009)	30	4	3	2	4	1	4	3	4	4	1
024-30-01-02-01-3030-00	USCIS - Integrated Document Production (IDP) (2009)	30	4	4	2	3	4	2	2	2	4	3
024-50-01-02-01-5628-00	TSA - Transportation Worker Identification Credentialing (TWIC) (2009)	30	4	3	2	4	4	3	3	3	3	1
024-65-01-03-01-9900-00	OHA - NBIS National Bio-Surveillance Integration System (2009)	30	4	2	3	2	4	3	3	4	4	1
024-65-01-04-01-9508-00	NPPD - US-CERT (2009)	30	4	2	2	3	4	2	3	4	4	2
024-50-01-02-01-5119-00	CBP - Non-Intrusive Inspection (NII) Systems Program (2009)	29	4	2	4	4	1	1	3	2	4	4
024-50-01-04-01-5624-00	TSA - Security Technology Integrated Program (STIP) (2009)	28	3	3	2	2	2	4	3	4	4	1
024-70-01-05-01-7001-00	FEMA - Consolidated Alert & Warning System (2009)	26	4	2	2	2	4	4	2	2	2	2

Exhibit 300 Evaluations Profile - Agency - HUD

	Evaluation Sections										Total
	PMA	PM	AS	PI	SE	PR	EA	AA*	RM	PB	
HUD - Average Evaluation	3.4	3.8	3.2	3.8	4.0	3.6	4.3	4.0	3.9	3.6	38
Government-wide Average	3.5	3.7	3.1	3.7	3.8	3.3	3.9	3.5	3.6	3.1	35
Perfect Evaluation	5	5	5	5	5	5	5	5	5	5	50



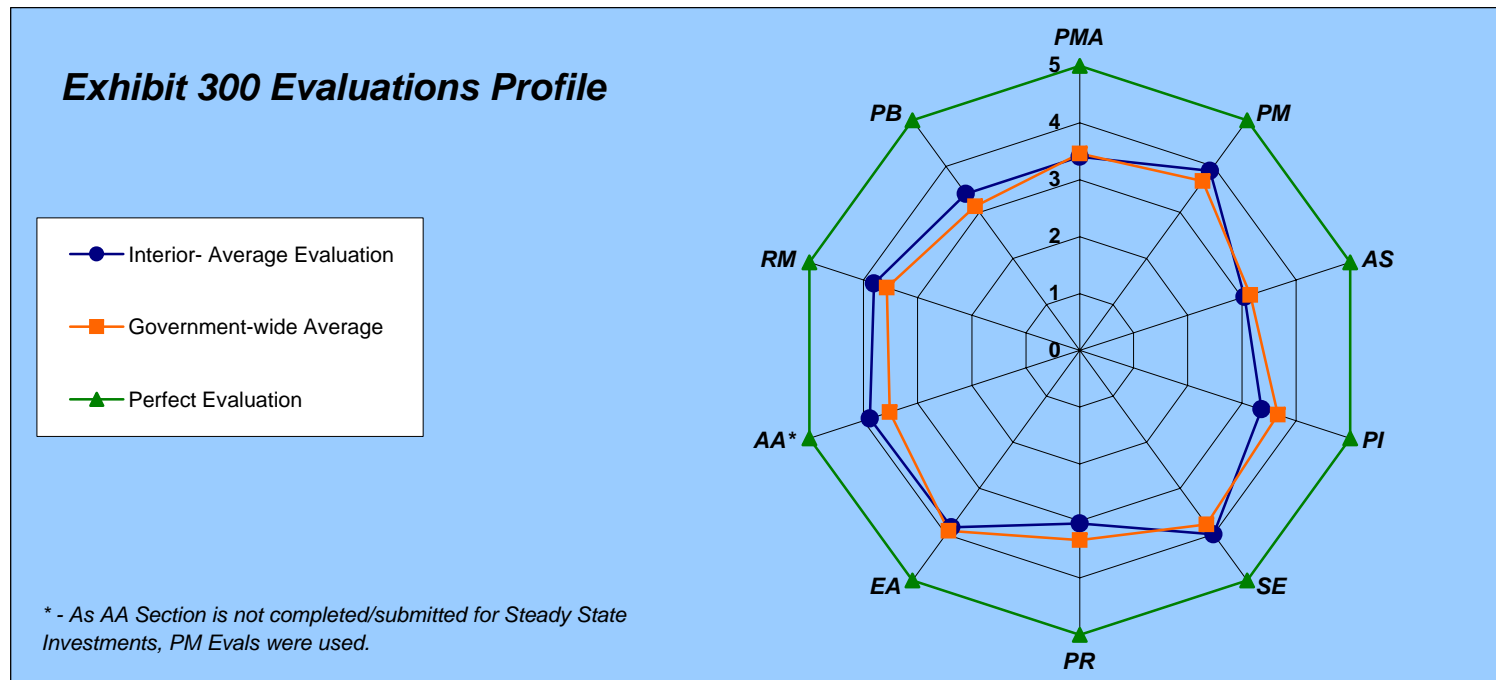
Management Watch List (MWL) Evals: *HUD*

UPI	Project Name	Overall	PMA	PM	AS	PI	SE	PR	EA	AA*	RM	PB
-----	--------------	---------	-----	----	----	----	----	----	----	-----	----	----

No Exhibit 300s on the Management Watch List

Exhibit 300 Evaluations Profile - Agency - Interior

	Evaluation Sections										Total
	PMA	PM	AS	PI	SE	PR	EA	AA*	RM	PB	
Interior - Average Evaluation	3.4	3.9	3.0	3.4	4.0	3.0	3.8	3.9	3.8	3.4	36
Government-wide Average	3.5	3.7	3.1	3.7	3.8	3.3	3.9	3.5	3.6	3.1	35
Perfect Evaluation	5	5	5	5	5	5	5	5	5	5	50



Management Watch List (MWL) Evals: *Department of the Interior*

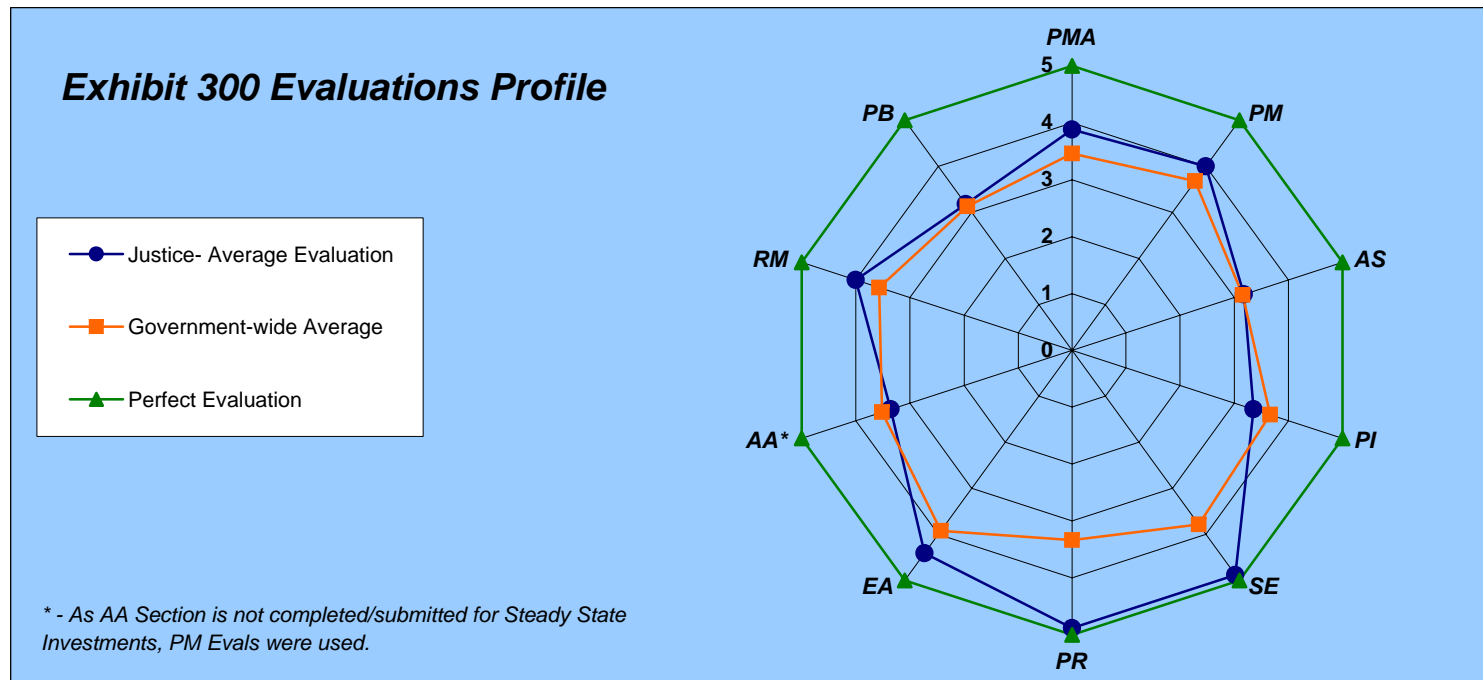
UPI	Project Name	Overall	PMA	PM	AS	PI	SE	PR	EA	AA*	RM	PB
010-12-01-02-01-1212-00	USGS - Landsat Data Continuity Mission (LDCM)	40	3	4	3	5	4	4	5	4	4	4
010-00-01-05-01-9004-00	OS - OHTA Account Reconciliation Tool (ART)	39	4	4	3	4	4	3	5	4	4	4
010-06-01-01-01-0815-00	DOI - Advanced Budget/Accounting Control and Information System (ABACIS) (GovWorks)	39	3	4	4	5	4	3	5	4	4	3
010-12-01-02-01-1211-00	USGS - Landsat (Landsat)	39	3	4	3	5	4	3	5	4	4	4
010-76-01-05-01-7602-00	BIA - Integrated Records Management System (IRMS)	39	3	4	3	5	4	3	5	4	4	4
010-00-01-01-01-0033-00	DOI - Consolidated Financial Statement (CFS) System	38	3	4	3	4	4	3	5	4	4	4
010-06-01-03-01-0602-00	MMS - Minerals Revenue Management Support System (MRMSS)	38	4	4	4	3	4	3	4	4	4	4
010-12-01-02-01-1207-00	USGS - National Water Information System (NWIS)	38	3	4	3	5	4	3	5	4	4	3
010-76-01-05-01-7612-00	BIA - LOMAS - Loan Management and Accounting System	38	3	4	3	4	4	3	5	4	4	4
010-00-01-02-01-0120-24	E-DOI - Geospatial One-Stop (GOS)	37	5	4	3	3	4	3	4	4	4	3
010-00-01-07-01-0031-00	DOI - Capstone Facility Management System (FMS)	37	4	4	3	3	4	3	4	4	4	4
010-08-01-07-01-0020-00	OSM - Abandoned Mine Land Inventory System (AMLIS)	37	4	4	3	4	4	3	5	4	3	3
010-12-01-02-01-1210-00	USGS - The National Map Reengineering Project	37	4	4	3	3	4	3	4	4	4	4
010-24-01-01-01-2401-00	NPS - National Fee Collection Point of Sale (POS) System	37	3	4	3	4	4	3	5	4	4	3
010-76-01-05-01-7651-00	BIE - Native American Student Information System (NASIS)	37	3	4	3	5	4	3	5	3	4	3
010-00-01-01-01-0002-00	DOI - Federal Financial System (FFS)	36	4	4	3	3	4	3	3	4	4	4
010-00-01-01-01-1127-00	DOI - Financial and Business Management System (FBMS) - BY09	36	3	5	3	3	4	3	4	4	4	3
010-00-01-01-01-1145-24	E-DOI - NBC FMLoB Shared Service Provider	36	4	4	3	3	4	3	4	4	4	3
010-00-01-07-01-1245-24	E-DOI - NBC Shared Service Center (HRLOB)	36	4	4	3	3	4	3	3	4	4	4
010-04-01-02-01-0404-00	BLM-National Integrated Land System (NILS)	36	4	4	3	3	4	3	4	4	4	3
010-04-01-02-01-0420-00	BLM-Incident Qualifications and Certification System (IQCS)	36	4	4	3	3	4	3	3	4	4	4
010-08-01-02-01-0809-00	OSM - Applicant Violator System (AVS)	36	3	4	3	4	4	4	3	4	4	3
010-08-01-02-01-0810-00	OSM - Coal Fee Collection Management System (CFCMS) (previously know as FEEBACS Redesign)	36	4	4	3	3	4	3	4	4	4	3
010-10-01-01-01-1009-00	BOR1-PABS (Program and Budget System)	36	4	4	3	3	4	3	3	4	4	4

UPI	Project Name	Overall	PMA	PM	AS	PI	SE	PR	EA	AA*	RM	PB
010-10-01-01-01-1010-00	BOR1-CDW (Corporate Data Warehouse)	36	3	4	3	3	4	3	4	4	4	4
010-10-01-03-01-1047-00	BOR1-RMSS (Reclamation Mission Support System)	36	3	4	4	3	4	3	3	4	4	4
010-12-01-07-01-3004-00	USGS - Enterprise Web (EWEB)	36	4	4	3	3	4	3	3	4	4	4
010-76-01-05-01-7635-00	BIA - Trust Asset Accounting Management System (TAAMS)	36	4	4	3	3	4	3	4	4	4	3
010-76-01-07-01-7613-00	BIA - Facilities Management Information System (FMIS)	36	3	4	3	3	4	3	4	4	4	4
010-84-01-01-01-0421-00	BLM-Collections and Billings System (CBS)	36	3	4	3	3	4	3	4	4	4	4
010-00-01-07-01-0009-00	DOI - Interior Department Electronic Acquisition System (IDEAS)	35	4	4	3	3	4	3	3	4	4	3
010-04-01-02-01-0401-00	BLM-Legacy Rehost (LR2000)	35	3	4	3	3	4	3	4	4	4	3
010-04-01-03-01-0417-00	BLM-Automated Fluid Mineral Support System (AFMSS)	35	3	4	3	3	4	3	4	4	4	3
010-06-01-03-01-0601-00	MMS - OCS Connect	35	3	4	3	3	4	3	4	4	4	3
010-12-01-02-01-1206-00	USGS - National Biological Information Infrastructure (NBII)	35	3	4	3	3	4	3	4	4	4	3
010-12-01-05-01-1201-00	USGS - Advanced National Seismic System (ANSS)	35	3	4	3	3	4	3	3	4	4	4
010-24-01-04-01-2404-00	NPS - NPS.gov Internet/Intranet Portal (formerly ParkNet): Infrastructure - Public Web Services	35	3	4	3	3	4	3	3	4	4	4
010-00-01-02-01-3100-24	E-DOI - Geospatial Line of Business (GeoLOB)	34	5	3	3	3	4	3	3	4	3	3
010-00-01-02-01-8401-00	DOI - National Fire Plan Operations and Reporting System (NFPORS)	34	3	4	3	3	4	3	4	4	3	3
010-04-01-07-01-0409-00	BLM-IT Support for Resources and Mineral Land Use Planning (ePlanning)	34	3	4	2	3	4	3	4	4	4	3
010-18-04-00-01-1818-00	FWS - Federal Aid Information Management System (FAIMS)	34	3	4	3	3	4	3	4	4	3	3
010-24-01-04-01-0010-24	E-DOI - Recreation	34	4	3	3	3	4	3	3	4	4	3
010-76-01-01-01-7625-00	BIA - National Irrigation Information Management System (NIIMS)	34	3	4	3	3	4	3	3	4	4	3
010-90-01-05-01-9003-00	OST - Trust Funds Accounting System (TFAS)	34	3	4	3	3	4	3	4	4	3	3
010-00-01-05-01-0018-00	DOI - Incident Management, Analysis, and Reporting System (IMARS)	33	3	4	3	3	4	3	3	3	4	3
010-00-02-00-01-2000-00	DOI - Consolidated Infrastructure, Automation, Telecomm (2009)	33	3	4	3	3	4	3	3	4	3	3
010-10-01-03-01-1003-00	BOR1-CVACS (Central Valley Automated Control System)	31	3	3	3	3	4	3	3	3	3	3
010-10-01-03-01-1004-00	BOR1-HSCADA (Hoover Supervisory Control and Data Acquisition System)	31	3	3	3	3	4	3	3	3	3	3
010-10-01-03-01-1005-00	BOR1-GCPO SCADA (Grand Coulee Power Office Supervisory Control and Data Acquisition System)	31	3	3	3	3	4	3	3	3	3	3

UPI	Project Name	Overall	PMA	PM	AS	PI	SE	PR	EA	AA*	RM	PB
010-10-01-03-01-1036-00	BOR1-CRSP SCADA (Colorado River Storage Project Supervisory Control and Data Acquisition System)	31	3	3	3	3	4	3	3	3	3	3

Exhibit 300 Evaluations Profile - Agency - Justice

	Evaluation Sections										Total
	PMA	PM	AS	PI	SE	PR	EA	AA*	RM	PB	
Justice - Average Evaluation	3.9	4.0	3.2	3.4	4.9	4.9	4.4	3.4	4.0	3.2	39
Government-wide Average	3.5	3.7	3.1	3.7	3.8	3.3	3.9	3.5	3.6	3.1	35
Perfect Evaluation	5	5	5	5	5	5	5	5	5	5	50



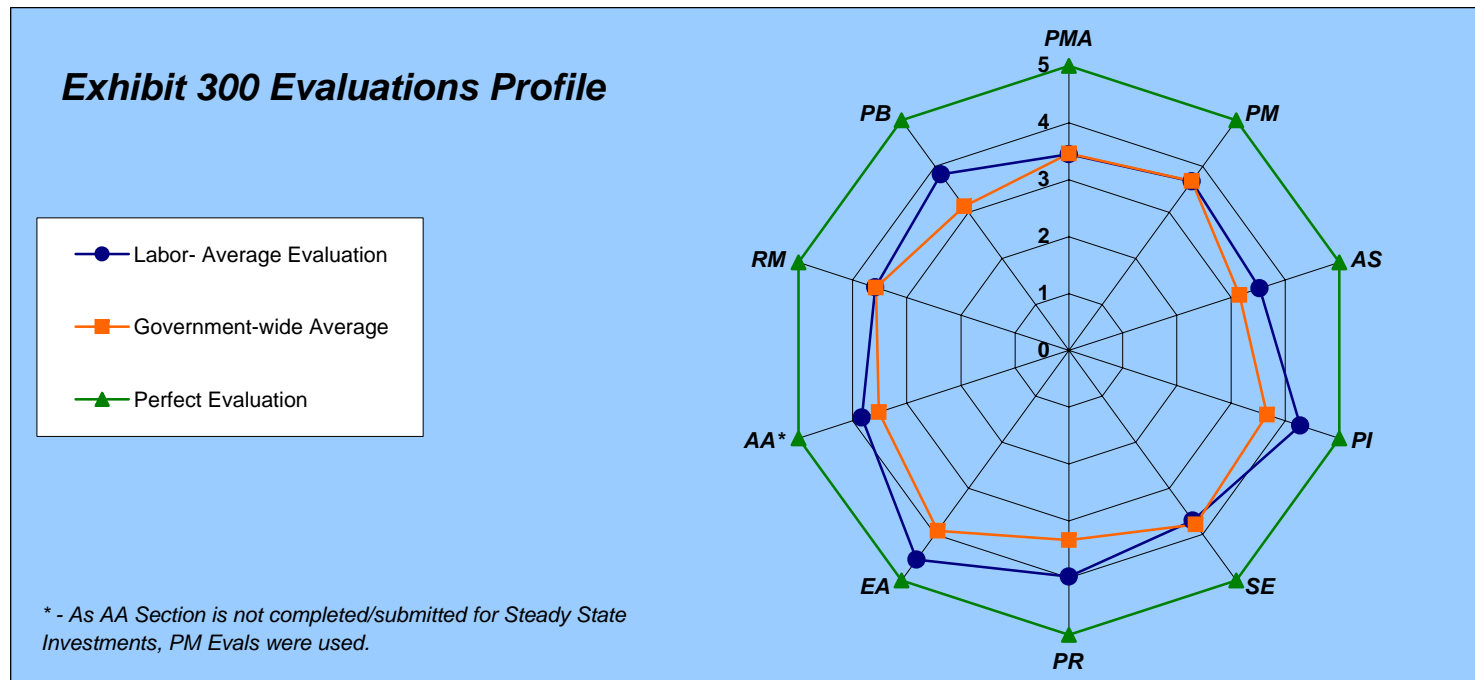
Management Watch List (MWL) Evals: *Department of Justice*

UPI	Project Name	Overall	PMA	PM	AS	PI	SE	PR	EA	AA*	RM	PB
-----	--------------	---------	-----	----	----	----	----	----	----	-----	----	----

No Exhibit 300s on the Management Watch List

Exhibit 300 Evaluations Profile - Agency - Labor

	Evaluation Sections										Total
	PMA	PM	AS	PI	SE	PR	EA	AA*	RM	PB	
Labor - Average Evaluation	3.5	3.7	3.5	4.3	3.7	4.0	4.6	3.8	3.6	3.8	38
Government-wide Average	3.5	3.7	3.1	3.7	3.8	3.3	3.9	3.5	3.6	3.1	35
Perfect Evaluation	5	5	5	5	5	5	5	5	5	5	50



Management Watch List (MWL) Evals: *Department of Labor*

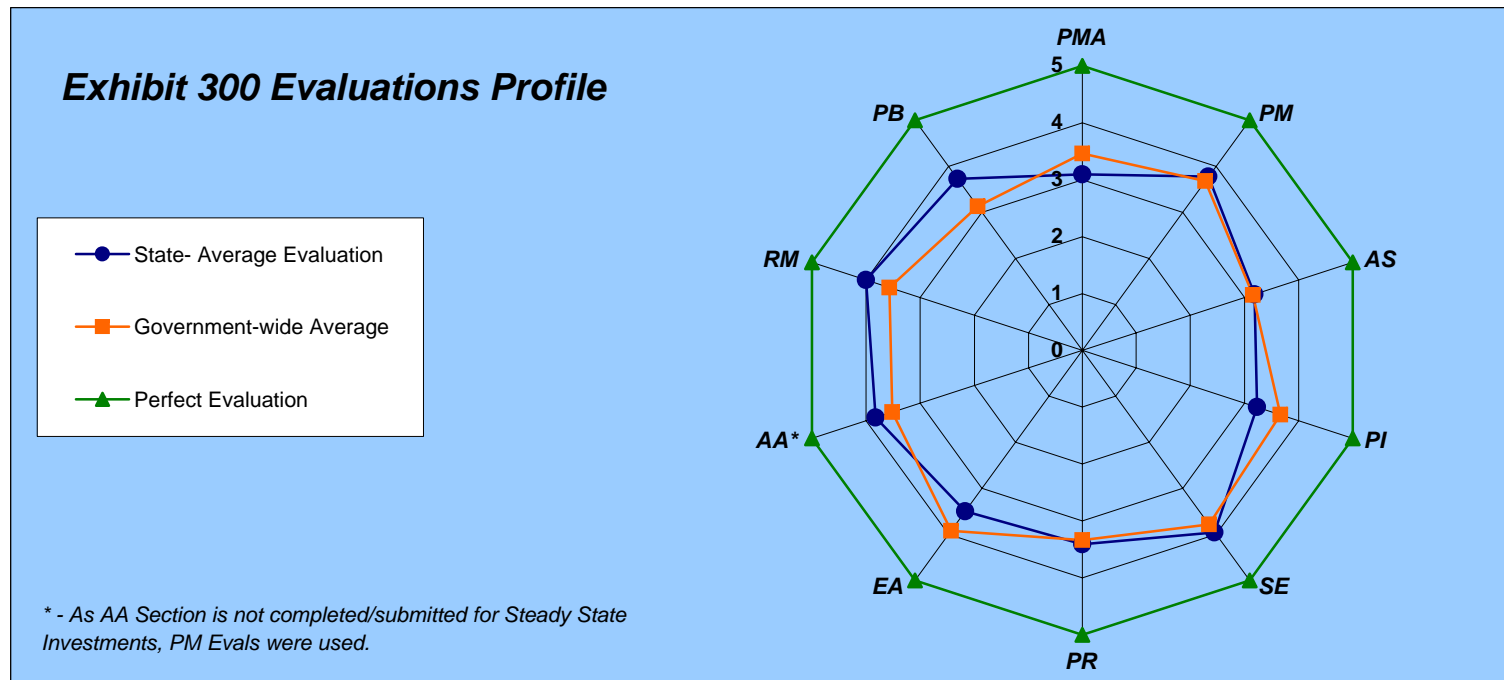
UPI	Project Name	Overall	PMA	PM	AS	PI	SE	PR	EA	AA*	RM	PB
012-25-01-04-01-3225-00	OASAM - HSPD-12	44	5	4	4	5	4	4	5	4	4	5
012-25-01-02-01-1095-00	ODEP - DisabilityInfo.gov (DI.gov)	43	5	4	4	5	4	4	5	4	4	4
012-25-01-04-01-2515-00	OASAM - SHIMS (Safety and Health Information Management System)	43	5	4	4	5	4	4	5	4	4	4
012-25-01-03-01-2625-00	OASAM - HR Line of Business	42	5	4	4	5	4	4	5	2	4	5
012-25-01-99-01-0020-24	OASAM - GovBenefits	42	5	4	4	4	4	4	4	4	4	5
012-25-02-00-01-2485-00	OASP - ELAWS (Employment Laws Assistance for Workers and Small Businesses)	42	4	4	4	5	4	4	5	4	4	4
012-05-01-05-01-2035-00	ETA - UI Database Management System (formerly UI ADP Support)	41	3	4	4	5	4	4	5	4	4	4
012-25-01-01-01-1065-00	OCFO - PeoplePower	41	5	4	4	4	4	4	4	4	4	4
012-25-02-00-01-2415-00	OPA - DOL- National Contact Center Initiative (DOL-NCC)	41	3	4	4	5	4	4	5	4	4	4
012-25-02-00-01-2555-00	OASAM - DOL Infrastructure Optimization (formerly known as Unified DOL Technology Infrastructure (UDTI))	41	3	4	4	5	4	4	5	4	4	4
012-15-01-04-01-1020-00	ESA - WHD - Wage Determination System (WDS)	40	3	4	4	4	4	4	5	4	4	4
012-20-01-02-01-1055-00	BLS - CPI Maintenance	40	3	4	4	4	4	4	5	4	4	4
012-20-01-02-01-1075-00	BLS - NCS Maintenance	40	3	4	4	4	4	4	5	4	4	4
012-25-01-03-01-2575-00	OASAM - Departmental E-Budgeting System (DEBS)	40	4	2	4	5	4	4	5	4	4	4
012-25-01-04-01-2535-00	DOL e-Judication [e-Gov Crosscut]	40	3	4	4	4	4	4	5	4	4	4
012-25-02-00-01-2005-00	OPA - Enterprise Communications Initiative	40	3	4	3	5	4	4	5	4	4	4
012-05-01-02-01-2045-00	ETA - FLC Automated Systems (formerly DFLLC Automated Systems)	39	3	4	4	4	4	4	5	3	4	4
012-05-02-00-01-3280-00	ETA - JC - LAN/WAN	39	3	4	4	4	4	4	4	4	4	4
012-11-01-05-01-1010-00	EBSA - EFAST	39	3	4	4	4	4	4	4	4	4	4
012-15-01-01-01-2265-00	ESA - OWCP-Energy IT System	39	3	3	3	5	4	4	5	4	3	5
012-18-01-04-01-2630-00	OSHA - Information System (OIS)	39	4	4	4	3	4	4	4	4	4	4
012-19-01-04-01-2085-00	MSHA - Information Processing - MSHA Standardized Information System (MSIS)	39	3	4	3	5	4	4	5	4	3	4
012-20-01-02-01-1025-00	BLS - Modernize the Producer Price Index (PPI) and International Price Programs (IPP) Systems	39	3	4	3	5	4	4	5	4	4	3

Thursday, April 17, 2008

UPI	Project Name	Overall	PMA	PM	AS	PI	SE	PR	EA	AA*	RM	PB
012-25-01-01-01-1010-00	OCFO - DOLAR\$ System Maintenance	39	3	4	3	4	4	4	5	4	4	4
012-25-02-00-01-3205-00	OASAM - DOL-Document Management/Records Management (DM/RM)	39	3	4	4	4	4	4	4	4	4	4
012-05-01-02-01-1010-00	ETA - JC - SPAMIS	38	2	4	4	4	4	4	4	4	4	4
012-12-02-00-01-2155-00	PBGC ? IT Infrastructure	38	4	4	5	5	1	4	5	4	2	4
012-15-01-01-01-2025-00	ESA - OWCP-Black Lung Automated Support Package	38	3	4	3	4	4	4	4	4	4	4
012-20-01-02-01-1095-00	BLS - Continuous Updating of the Housing and Geographic Area Samples in the Consumer Price Index	38	3	4	3	4	4	4	5	3	4	4
012-12-03-00-01-1028-00	PBGC - IT Business Transformation	37	4	2	4	2	4	4	3	5	5	4
012-15-01-01-01-2015-00	ESA - OWCP- Integrated Federal Employees' Compensation System (iFECS)	37	3	4	3	3	4	4	4	4	4	4
012-15-01-01-01-2245-00	ESA - WHD - Back Wage Financial System (BWFS)	36	3	3	4	4	4	4	4	3	3	4
012-05-04-00-01-2495-00	ETA - DOL eGrants	35	1	4	3	3	4	4	4	4	4	4
012-12-01-01-01-2075-00	PBGC - Consolidated Financial Systems	35	4	4	2	4	4	4	4	4	2	3
012-12-01-05-01-2195-00	PBGC - Risk Management Early Warning / Legal Matter Management	35	4	2	4	5	1	4	5	5	2	3
012-15-01-03-01-3470-00	ESA - OFCCP - Federal Contractor Compliance System	33	3	4	1	4	4	4	4	3	3	3
012-12-01-01-01-2065-00	PBGC - Premium Accounting	32	4	2	2	5	1	4	5	4	2	3
012-12-01-05-01-2075-00	PBGC - Participant Services	31	3	4	3	5	1	3	4	3	3	2
012-25-01-01-01-1015-00	OCFO - DOL New Core Financial Management System (NCFMS) (formally known as DOL Labor Executive Accountability Program (LEAP))	31	4	2	3	3	4	4	4	4	1	2
012-11-01-05-01-1025-00	EBSA - EFAST2	30	3	3	2	4	4	4	4	2	2	2

Exhibit 300 Evaluations Profile - Agency - State

	Evaluation Sections											Total
	PMA	PM	AS	PI	SE	PR	EA	AA*	RM	PB		
State - Average Evaluation	3.1	3.8	3.2	3.2	4.0	3.4	3.5	3.8	4.0	3.7		36
Government-wide Average	3.5	3.7	3.1	3.7	3.8	3.3	3.9	3.5	3.6	3.1		35
Perfect Evaluation	5	5	5	5	5	5	5	5	5	5		50

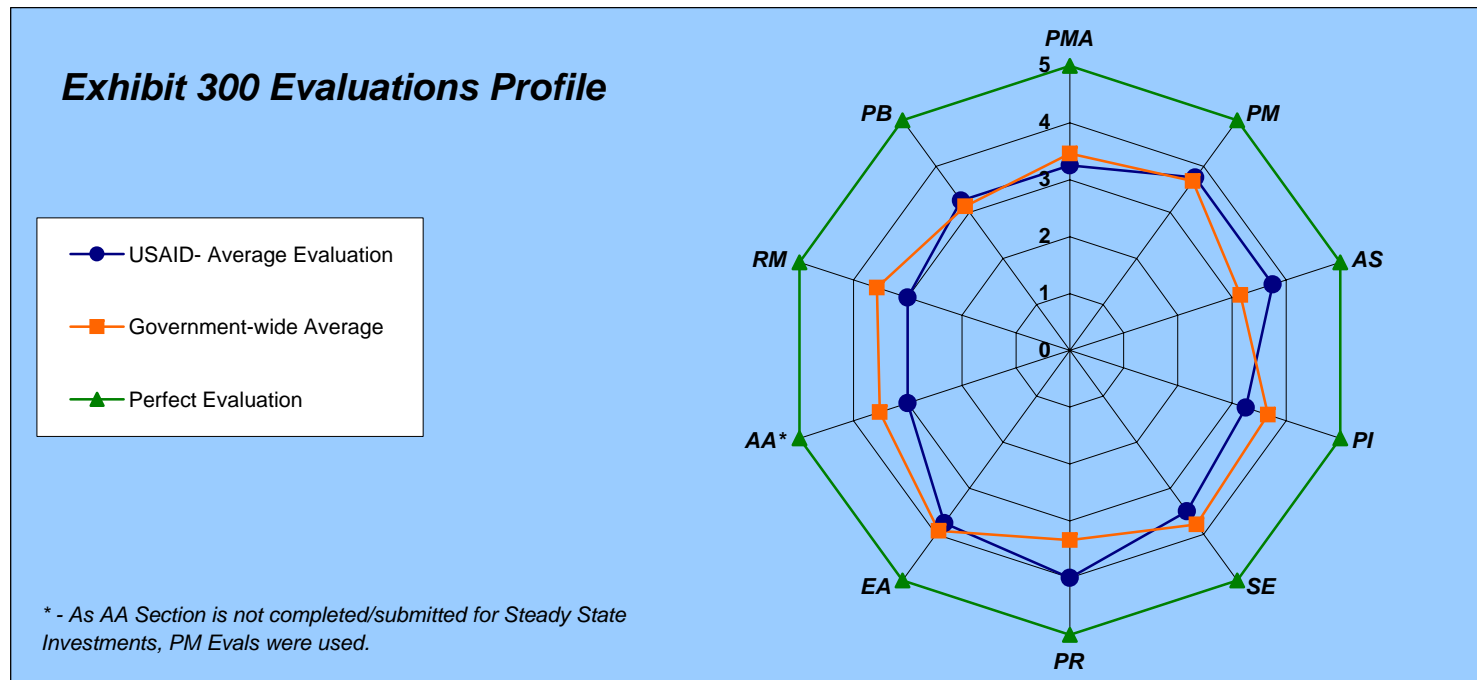


Management Watch List (MWL) Evals: *Department of State*

UPI	Project Name	Overall	PMA	PM	AS	PI	SE	PR	EA	AA*	RM	PB
014-00-01-01-01-1146-00	Exhibit 300 - Consolidated American Payroll System (CAPPS) and Interagency ePayroll Migration	36	3	3	3	3	4	4	3	5	4	4
014-00-01-01-01-1531-00	Exhibit 300 - Worldwide Agency-wide Locally Engaged Staff Payroll (WALEs Payroll)	35	3	3	3	3	4	4	4	3	4	4
014-00-01-01-01-1510-00	Exhibit 300 - Joint Financial Management System (JFMS)	33	3	3	3	3	3	2	3	5	4	4

Exhibit 300 Evaluations Profile - Agency - USAID

	Evaluation Sections											Total
	PMA	PM	AS	PI	SE	PR	EA	AA*	RM	PB		
USAID - Average Evaluation	3.3	3.8	3.8	3.3	3.5	4.0	3.8	3.0	3.0	3.3		35
Government-wide Average	3.5	3.7	3.1	3.7	3.8	3.3	3.9	3.5	3.6	3.1		35
Perfect Evaluation	5	5	5	5	5	5	5	5	5	5		50

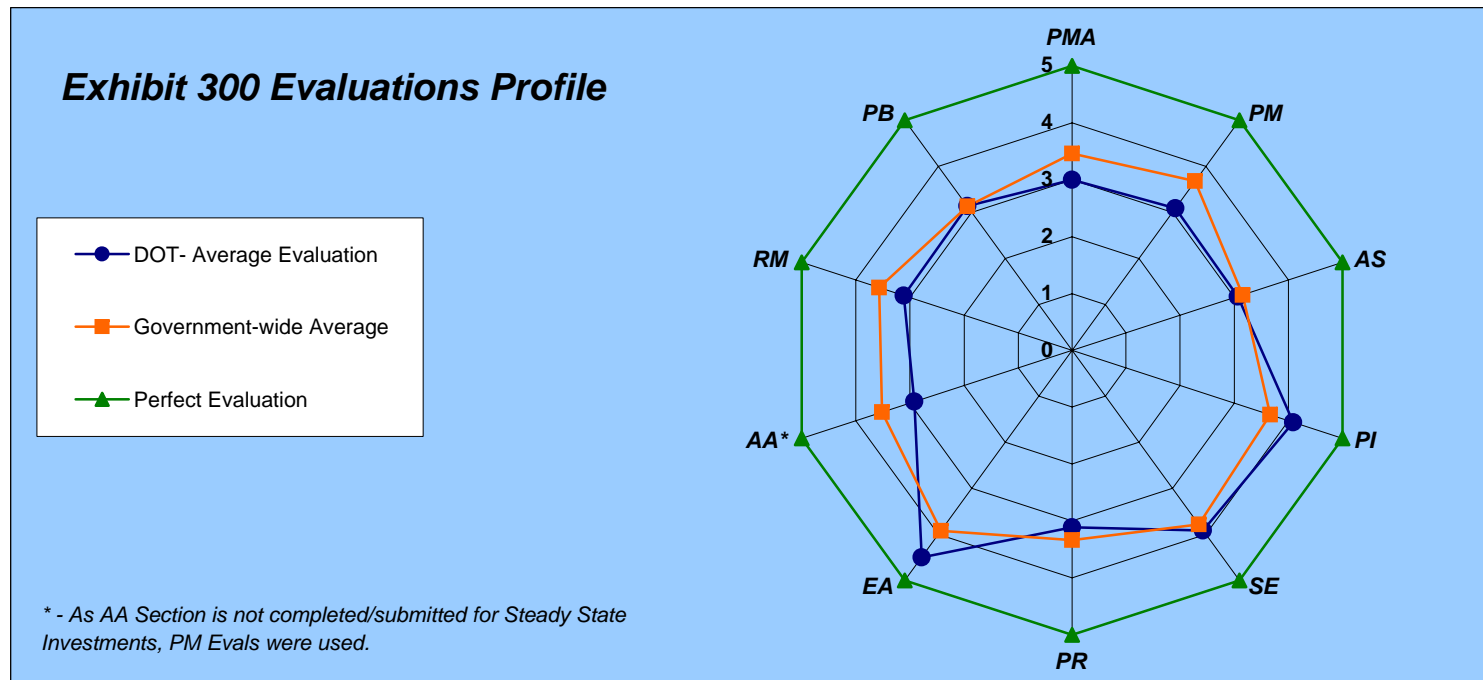


Management Watch List (MWL) Evals: *U.S. Agency for International Development(USAID)*

UPI	Project Name	Overall	PMA	PM	AS	PI	SE	PR	EA	AA*	RM	PB
184-15-02-01-01-2021-00	USAID/DoS IT Infrastructure Integration (formerly known as Joint USAID-DoS Infrastructure Center of Excellence)	30	3	4	4	3	2	4	3	2	3	2

Exhibit 300 Evaluations Profile - Agency - DOT

	Evaluation Sections										Total
	PMA	PM	AS	PI	SE	PR	EA	AA*	RM	PB	
DOT - Average Evaluation	3.0	3.1	3.1	4.1	3.9	3.1	4.5	2.9	3.1	3.1	34
Government-wide Average	3.5	3.7	3.1	3.7	3.8	3.3	3.9	3.5	3.6	3.1	35
Perfect Evaluation	5	5	5	5	5	5	5	5	5	5	50

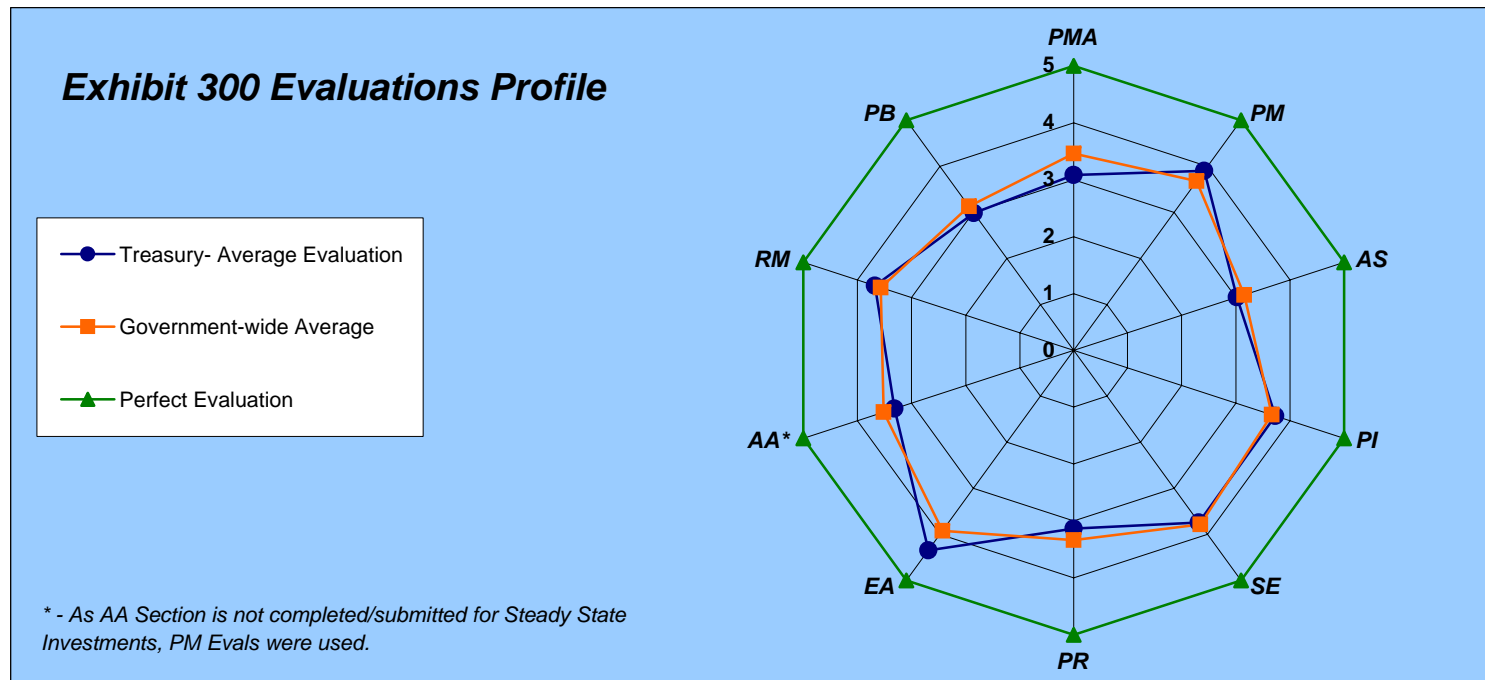


Management Watch List (MWL) Evals: *Department of Transportation*

UPI	Project Name	Overall	PMA	PM	AS	PI	SE	PR	EA	AA*	RM	PB
021-18-01-19-01-1010-00	NHTSA009: Fatality Analysis Reporting System (FARS)	35	3	4	3	5	4	4	5	1	3	3
021-18-01-19-01-1040-00	NHTSA304: EDS (Merged NHTSA004 & NHTSA022)	33	3	4	3	4	4	4	3	1	4	3
021-53-01-14-01-1220-00	RITAX004: Intermodal Transportation Data Base (previously BTSXX004)	32	3	3	3	3	3	3	4	3	3	4
021-04-04-00-01-1326-00	DOTXX071: DOT eGrants Consolidation	26	2	3	3	2	3	2	3	2	3	3
021-12-01-14-01-1020-00	FAAXX712 - Next Generation Air Transportation System (NextGen)	26	3	1	3	4	4	3	3	1	2	2
021-04-02-00-01-1010-00	DOTXX070: DOT IT Combined Infrastructure	24	3	3	3	2	2	1	3	3	3	1

Exhibit 300 Evaluations Profile - Agency - Treasury

	Evaluation Sections										Total
	PMA	PM	AS	PI	SE	PR	EA	AA*	RM	PB	
Treasury - Average Evaluation	3.1	3.9	3.0	3.7	3.7	3.1	4.3	3.3	3.7	3.0	35
Government-wide Average	3.5	3.7	3.1	3.7	3.8	3.3	3.9	3.5	3.6	3.1	35
Perfect Evaluation	5	5	5	5	5	5	5	5	5	5	50

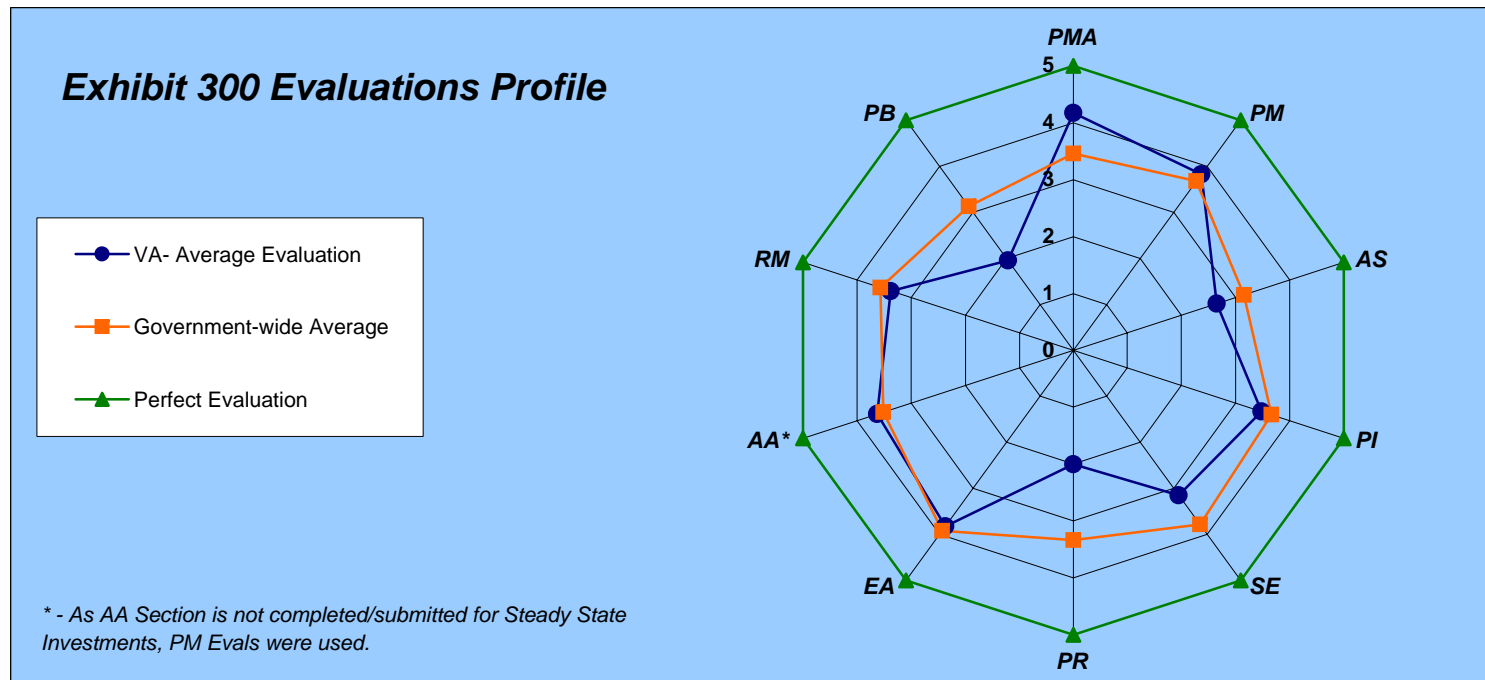


Management Watch List (MWL) Evals: *Department of the Treasury*

UPI	Project Name	Overall	PMA	PM	AS	PI	SE	PR	EA	AA*	RM	PB
015-10-01-14-01-1480-00	Secure Payment System (SPS)	36	3	4	3	5	4	4	5	2	3	3
015-45-01-13-01-2523-00	End to End Publishing - Major	36	3	3	3	4	4	3	5	4	4	3
015-45-02-00-01-2529-00	Common Services-Portals	36	3	4	3	4	4	2	5	3	4	4
015-10-01-14-01-1230-00	Deposit and Data Management (DDM)	35	3	4	3	4	4	4	5	3	3	2
015-05-01-13-01-7004-00	Treasury Foreign Intelligence Network (TFIN)	34	3	4	3	4	3	2	5	4	4	2
015-05-01-13-01-7005-00	Treasury Secure Data Network (TSDN)	34	3	4	2	4	4	2	5	4	4	2
015-45-01-14-01-2400-00	Information Returns Processing (IRP)	34	3	4	1	4	4	3	5	3	4	3
015-45-01-14-01-2466-00	Examination Desktop Support System (EDSS) - Release 2 - Major	34	3	4	3	4	4	2	5	3	4	2
015-10-01-01-01-1250-00	Internet Payment Platform (IPP)	33	3	4	3	3	4	3	4	4	3	2
015-10-01-14-01-1210-00	Pay.Gov	33	3	4	3	4	3	4	3	2	3	4
015-45-01-11-01-2225-00	Integrated Customer Communications Environment (ICCE)	33	3	4	3	3	4	3	4	3	4	2
015-45-01-14-01-2252-00	Electronic Management System (EMS)	33	3	4	3	3	4	2	4	3	4	3
015-45-01-14-01-2462-00	Excise Tax e-File & Compliance (ETEC) (Major)	33	3	4	3	3	4	2	4	3	4	3
015-00-02-00-01-5201-00	Enterprise IT Infrastructure Optimization Initiative (EITIO)	32	3	4	3	4	2	2	3	4	4	3
015-45-01-01-01-2425-00	Financial Management Information Systems (FMIS)	32	3	4	2	3	3	4	4	3	4	2
015-45-01-12-01-2221-00	Electronic Fraud Detection System (EFDS)	32	3	4	3	3	4	2	3	3	4	3
015-00-01-13-01-5203-00	Treasury-Wide Enterprise Content Management (ECM) Services	31	2	4	2	4	4	2	5	4	2	2
015-00-01-13-01-5202-00	Consolidated Enterprise Identity Management (EIDM) Project	29	3	4	4	4	1	1	3	2	4	3
015-57-01-01-01-3060-00	Fiscal Management 09	28	3	4	3	3	1	2	4	4	3	1
015-05-01-01-01-7002-00	Financial Analysis & Reporting System (FARS) Applications	27	3	4	1	3	3	2	3	2	4	2
015-05-01-13-01-7001-00	DC Pension System to Administer Retirement (STAR)	26	3	1	2	5	3	2	5	1	3	1
015-05-01-11-01-7003-00	Securities Management	19	3	3	1	4	1	1	3	1	1	1

Exhibit 300 Evaluations Profile - Agency - VA

	Evaluation Sections										Total
	PMA	PM	AS	PI	SE	PR	EA	AA*	RM	PB	
VA - Average Evaluation	4.2	3.8	2.7	3.5	3.2	2.0	3.8	3.6	3.4	2.0	32
Government-wide Average	3.5	3.7	3.1	3.7	3.8	3.3	3.9	3.5	3.6	3.1	35
Perfect Evaluation	5	5	5	5	5	5	5	5	5	5	50



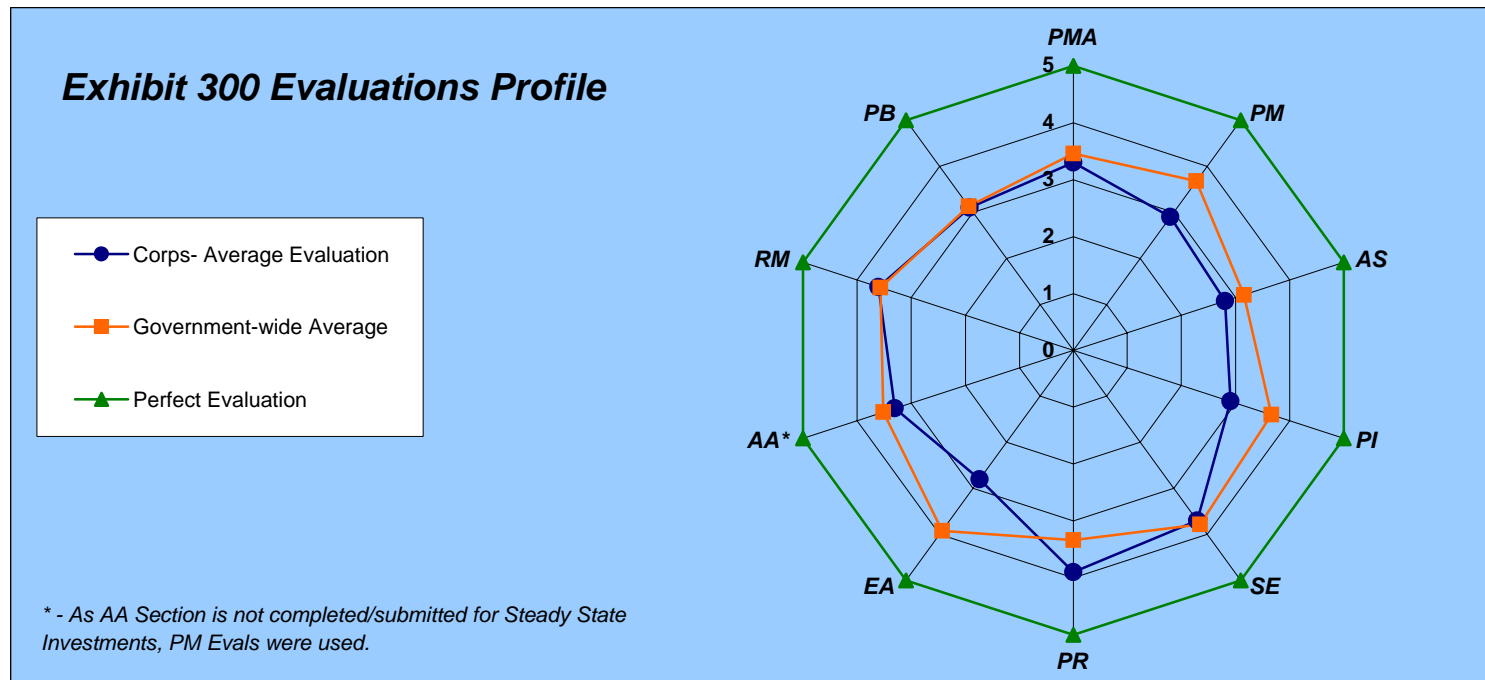
Management Watch List (MWL) Evals: *Department of Veterans Affairs*

UPI	Project Name	Overall	PMA	PM	AS	PI	SE	PR	EA	AA*	RM	PB
029-00-01-01-01-1020-00	Decision Support System (DSS)-2009	36	4	4	4	4	3	2	5	4	4	2
029-00-01-11-01-1181-00	VistA Imaging-2009	36	5	4	3	5	3	2	5	4	3	2
029-00-01-11-01-1185-00	VA-Learning Management System-2009	36	5	4	4	3	4	2	4	4	4	2
029-00-01-11-01-1186-00	VistA-Application Development-2009	36	5	4	2	4	4	2	5	4	4	2
029-00-03-00-01-1027-00	One-VA Registration and Eligibility-2009	36	5	4	4	3	4	2	4	4	4	2
029-00-01-11-01-1183-00	Health Data Repository-2009	35	5	4	3	3	3	2	4	5	4	2
029-00-01-11-01-1223-00	VistA-Foundations Modernization-2009	35	4	4	2	5	3	2	5	4	4	2
029-00-01-13-01-1265-00	Virtual VA-2009	35	5	4	2	4	3	2	5	4	4	2
029-00-01-17-01-1269-00	Benefits Processing and Workflow-2009	35	4	4	2	4	4	2	5	4	4	2
029-00-01-11-01-1191-00	Enrollment Enhancements-2009	34	4	4	4	3	4	2	4	3	4	2
029-00-01-11-01-1220-00	Federal Health Information Exchange (FHIE)-2009	34	5	4	3	3	4	2	3	4	4	2
029-00-01-11-01-1242-00	My HealtheVet-2009	34	5	3	4	3	3	2	4	4	4	2
029-00-01-19-01-1336-00	USA Staffing-2009	34	5	2	5	4	3	2	5	2	4	2
029-00-01-11-01-1180-00	VistA-Legacy-2009	33	4	4	2	5	3	2	5	4	2	2
029-00-01-11-01-1184-00	Pharmacy Re-Engineering and IT Support-2009	33	5	4	3	3	3	2	3	4	4	2
029-00-01-11-01-1190-00	Enrollment Operations and Maintenance-2009	33	4	4	2	5	3	2	3	4	4	2
029-00-01-13-01-1267-00	Veterans Benefits Delivery-2009	33	4	4	2	4	4	2	5	4	2	2
029-00-01-13-01-1360-00	Benefits Delivery Network (BDN) Maintenance and Operations-2009	33	4	4	3	3	4	2	3	4	4	2
029-00-01-19-01-1331-00	e-Payroll-2009	33	5	3	4	4	3	1	5	2	4	2
029-00-03-00-01-1015-00	VBA Application Migration Program-2009	33	4	4	2	4	4	2	3	4	4	2
029-00-01-01-01-1010-00	VA-Wide e-Travel Solution-2009	32	5	4	2	3	2	4	3	3	4	2
029-00-01-11-01-1182-00	Scheduling Replacement Project-2009	32	4	4	2	4	3	2	3	4	4	2
029-00-01-11-01-1222-00	VistA Laboratory IS System Reengineering-2009	32	5	4	4	2	3	2	3	4	3	2
029-00-01-14-01-1266-00	VBA Rules Based Claims Processing - 2009	32	4	4	4	3	4	2	4	4	1	2
029-00-03-00-01-1012-00	Capital Asset Management System-2009	32	4	4	2	3	3	2	4	4	4	2

UPI	Project Name	Overall	PMA	PM	AS	PI	SE	PR	EA	AA*	RM	PB
029-00-03-00-01-1026-00	One VA Contact Management-2009	32	4	4	2	3	4	2	3	4	4	2
029-00-01-01-01-1040-00	Health Admin Center (HAC) IT Operations-2009	31	3	4	4	3	2	2	3	4	4	2
029-00-01-13-01-1264-00	VETSNET-2009	31	4	4	2	4	2	2	5	4	2	2
029-00-01-16-01-1268-00	Benefits Support Services-2009	31	3	4	2	4	3	2	3	4	4	2
029-00-03-00-01-1014-00	Program Integrity/Data Management-2009	31	4	4	2	3	3	2	4	4	3	2
029-00-01-11-01-1189-00	Revenue Improvements and System Enhancements-2009	30	4	4	4	3	4	3	3	1	2	2
029-00-01-19-01-1332-00	Personal Identification Verification-2009	30	4	4	1	3	2	2	4	4	4	2
029-00-01-12-01-1241-00	Medical and Prosthetic Research Operations-2009	29	4	4	1	4	3	2	3	4	2	2
029-00-03-00-01-1016-00	Document and Correspondence Management System (DCMS)-2009	29	3	4	3	4	2	2	3	2	4	2
029-00-01-01-01-1051-00	Financial & Logistics Integrated Technology Enterprise (FLITE)-2009	28	5	2	1	3	4	3	3	2	3	2
029-00-01-01-01-1140-00	Financial Management System (FMS)-2009	28	2	4	2	3	3	1	4	4	3	2
029-00-02-00-01-1120-00	IT Infrastructure-2009	28	5	4	2	3	1	1	4	4	2	2
029-00-01-01-01-1021-00	Allocation Resource Center(ARC)-2009	27	3	4	2	3	4	1	3	4	2	1
029-00-01-11-01-1188-00	Blood Bank-2009	25	3	4	3	3	2	3	3	2	1	1
029-00-01-19-01-1330-00	Payroll/HR Systems-2009	25	3	3	1	2	3	1	3	3	4	2

Exhibit 300 Evaluations Profile - Agency - Corps

	Evaluation Sections										Total
	PMA	PM	AS	PI	SE	PR	EA	AA*	RM	PB	
Corps - Average Evaluation	3.3	2.9	2.8	2.9	3.7	3.9	2.8	3.3	3.6	3.1	32
Government-wide Average	3.5	3.7	3.1	3.7	3.8	3.3	3.9	3.5	3.6	3.1	35
Perfect Evaluation	5	5	5	5	5	5	5	5	5	5	50

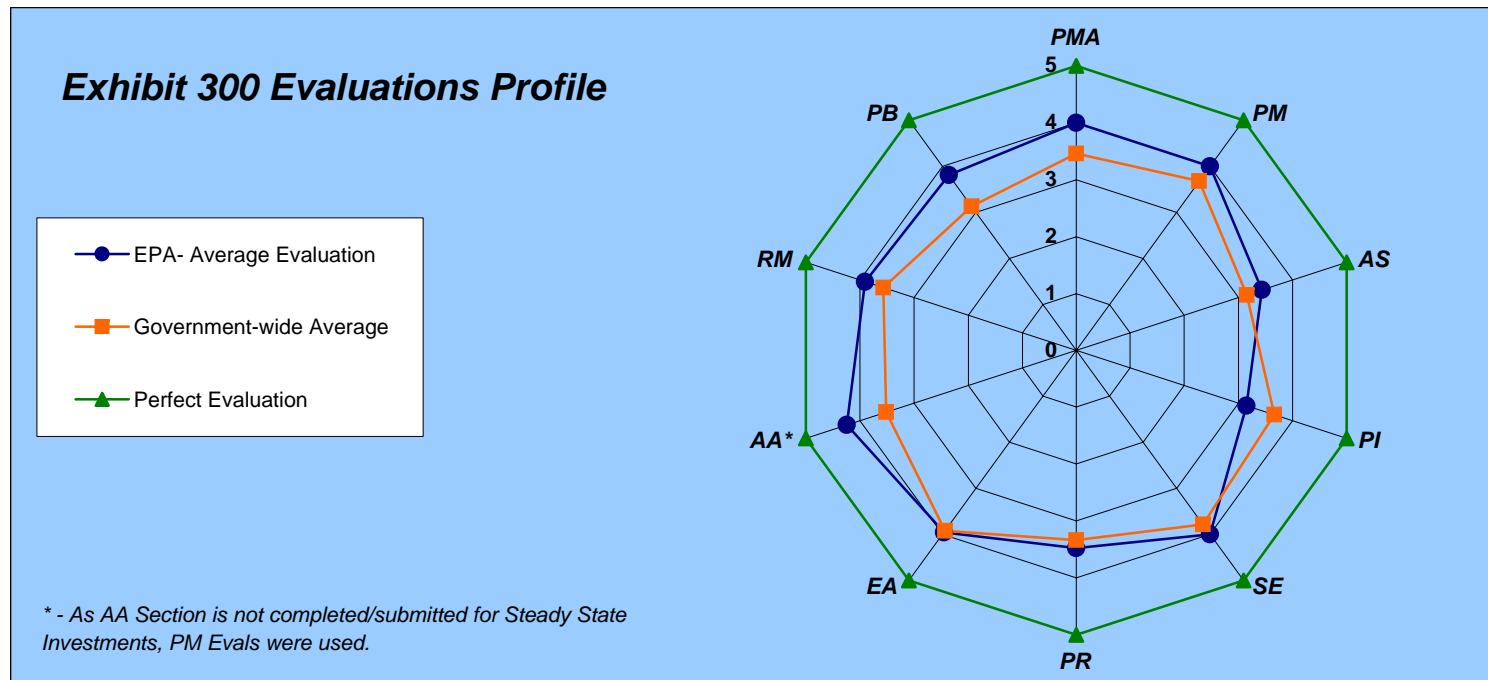


Management Watch List (MWL) Evals: *Corps of Engineers*

UPI	Project Name	Overall	PMA	PM	AS	PI	SE	PR	EA	AA*	RM	PB
202-00-01-02-01-1020-00	ENGLink Interactive	38	3	4	4	3	4	4	3	5	4	4
202-00-01-01-01-1010-00	Corps of Engineers Financial Management System (CEFMS)	36	3	4	4	3	4	3	3	4	4	4
202-00-01-02-01-1011-00	Automated Personal Property Management Systems (APPMS)	36	3	4	2	3	4	4	3	4	5	4
202-00-01-03-01-1060-00	Real Estate Management Information System (REMIS)	36	5	2	3	3	4	4	3	4	4	4
202-00-01-02-01-1031-00	Operations and Maintenance Business Information Link (OMBIL Plus)	33	4	3	4	3	1	4	3	3	4	4
202-00-01-02-01-1051-00	Corps Water Management System (CWMS)	33	3	3	3	3	4	4	3	3	4	3
202-00-02-00-01-1015-00	Consolidated Information Technology Infrastructure/Office Automation/Telecommunications (I/OA/T)	32	3	3	2	3	4	4	3	3	3	4
202-00-01-02-01-1033-00	Project Management Information System II (P2)	31	3	3	4	3	4	4	3	4	2	1
202-00-01-02-01-1032-00	Resident Management System (RMS)	28	3	2	1	3	4	4	3	2	4	2
202-00-01-02-01-1012-00	Facilities & Equipment Maintenance System (FEM)	20	3	1	1	2	4	4	1	1	2	1

Exhibit 300 Evaluations Profile - Agency - EPA

	Evaluation Sections										Total
	PMA	PM	AS	PI	SE	PR	EA	AA*	RM	PB	
EPA - Average Evaluation	4.0	4.0	3.4	3.1	4.0	3.5	4.0	4.2	3.9	3.8	38
Government-wide Average	3.5	3.7	3.1	3.7	3.8	3.3	3.9	3.5	3.6	3.1	35
Perfect Evaluation	5	5	5	5	5	5	5	5	5	5	50

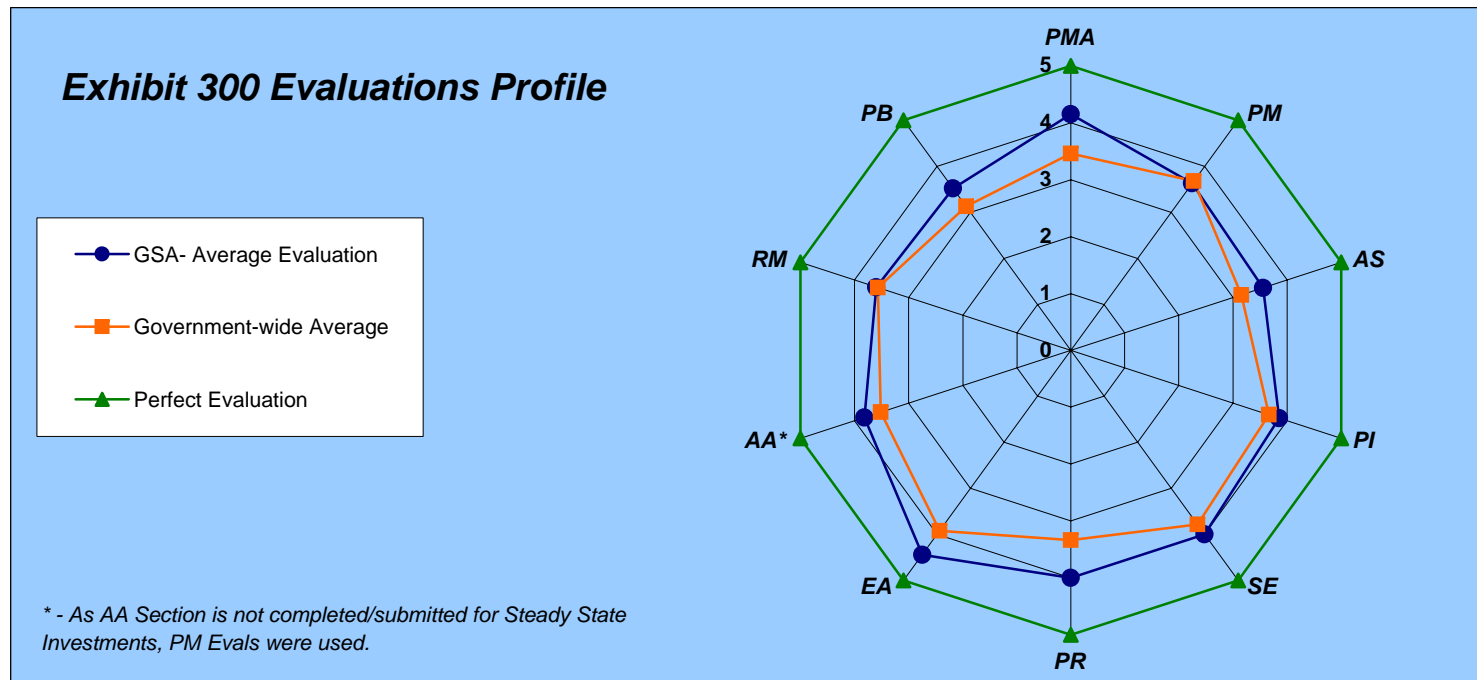


Management Watch List (MWL) Evals: *Environmental Protection Agency*

UPI	Project Name	Overall	PMA	PM	AS	PI	SE	PR	EA	AA*	RM	PB
020-00-01-01-01-1126-00	BY09 - Financial Replacement System (FinRS)	33	4	4	3	3	4	3	3	4	3	2

Exhibit 300 Evaluations Profile - Agency - GSA

	Evaluation Sections										Total
	PMA	PM	AS	PI	SE	PR	EA	AA*	RM	PB	
GSA - Average Evaluation	4.1	3.6	3.6	3.9	4.0	4.0	4.4	3.8	3.6	3.5	39
Government-wide Average	3.5	3.7	3.1	3.7	3.8	3.3	3.9	3.5	3.6	3.1	35
Perfect Evaluation	5	5	5	5	5	5	5	5	5	5	50

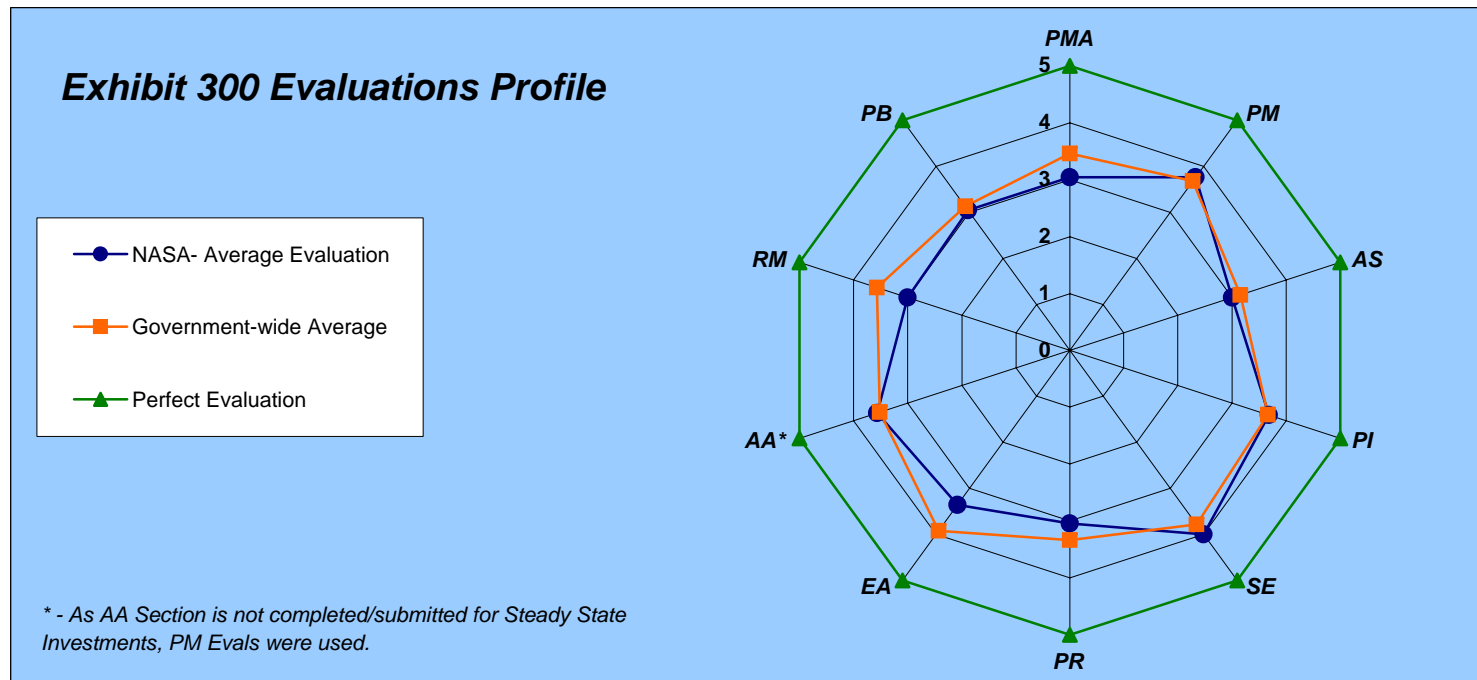


Management Watch List (MWL) Evals: *General Services Administration*

UPI	Project Name	Overall	PMA	PM	AS	PI	SE	PR	EA	AA*	RM	PB
023-10-01-14-01-1060-00	Regional Business Application (RBA, fka ITOMS and ITSS)	39	3	4	4	4	4	4	5	5	4	2
023-10-01-14-01-0250-24	E-Authentication (e-Gov)	36	5	2	2	3	4	4	4	4	4	4

Exhibit 300 Evaluations Profile - Agency - NASA

	Evaluation Sections											Total
	PMA	PM	AS	PI	SE	PR	EA	AA*	RM	PB		
NASA - Average Evaluation	3.0	3.8	3.0	3.7	4.0	3.0	3.4	3.6	3.0	3.0		33
Government-wide Average	3.5	3.7	3.1	3.7	3.8	3.3	3.9	3.5	3.6	3.1		35
Perfect Evaluation	5	5	5	5	5	5	5	5	5	5		50



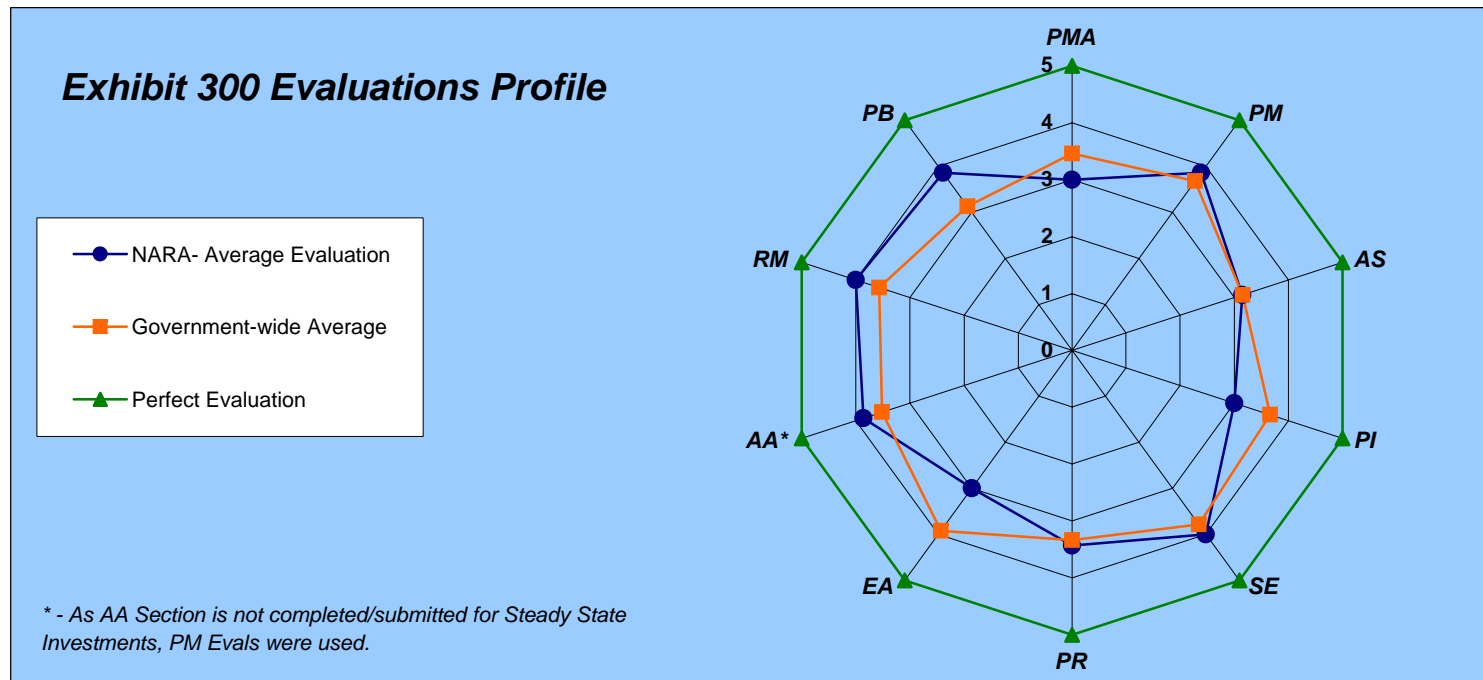
Management Watch List (MWL) Evals: *NASA*

UPI	Project Name	Overall	PMA	PM	AS	PI	SE	PR	EA	AA*	RM	PB
-----	--------------	---------	-----	----	----	----	----	----	----	-----	----	----

No Exhibit 300s on the Management Watch List

Exhibit 300 Evaluations Profile - Agency - NARA

	Evaluation Sections										Total
	PMA	PM	AS	PI	SE	PR	EA	AA*	RM	PB	
NARA - Average Evaluation	3.0	3.9	3.1	3.0	4.0	3.4	3.0	3.9	4.0	3.9	35
Government-wide Average	3.5	3.7	3.1	3.7	3.8	3.3	3.9	3.5	3.6	3.1	35
Perfect Evaluation	5	5	5	5	5	5	5	5	5	5	50



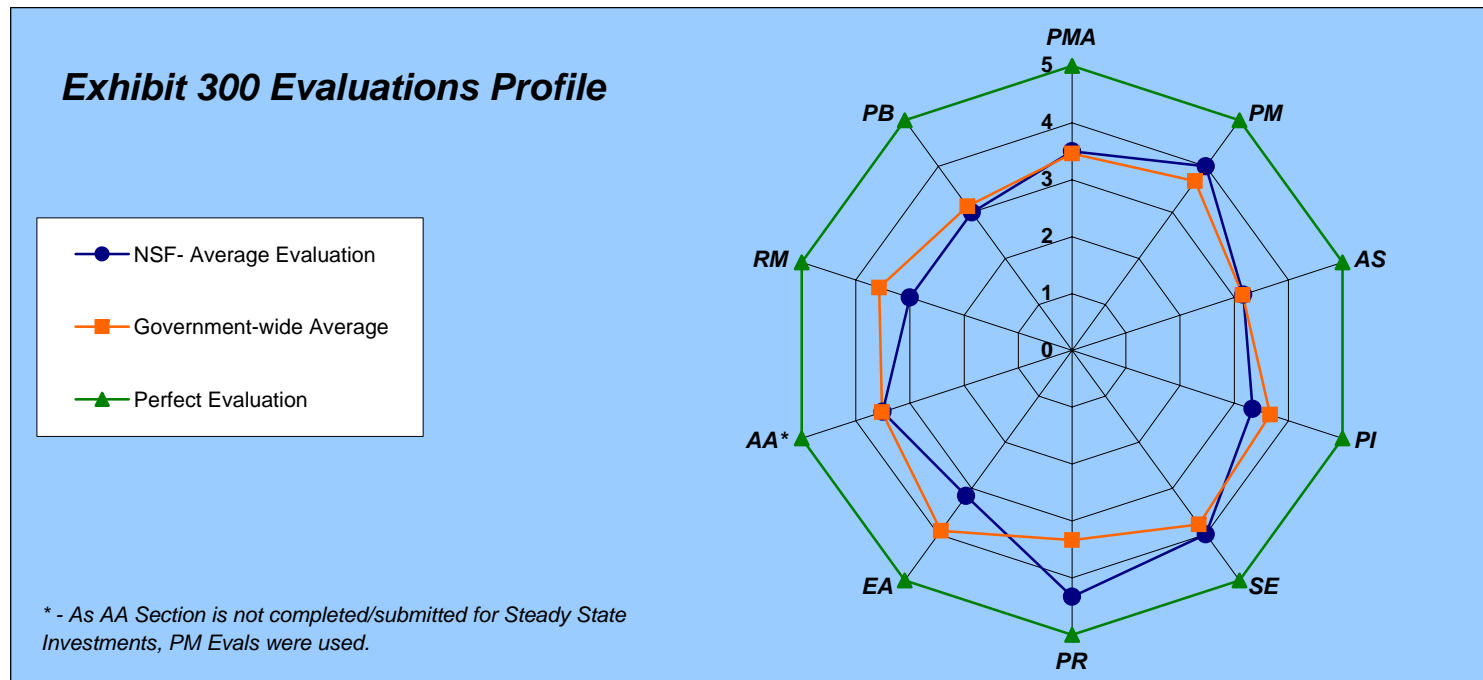
Management Watch List (MWL) Evals: *NARA*

UPI	Project Name	Overall	PMA	PM	AS	PI	SE	PR	EA	AA*	RM	PB
-----	--------------	---------	-----	----	----	----	----	----	----	-----	----	----

No Exhibit 300s on the Management Watch List

Exhibit 300 Evaluations Profile - Agency - NSF

	Evaluation Sections										Total
	PMA	PM	AS	PI	SE	PR	EA	AA*	RM	PB	
NSF - Average Evaluation	3.5	4.0	3.2	3.3	4.0	4.3	3.2	3.5	3.0	3.0	35
Government-wide Average	3.5	3.7	3.1	3.7	3.8	3.3	3.9	3.5	3.6	3.1	35
Perfect Evaluation	5	5	5	5	5	5	5	5	5	5	50



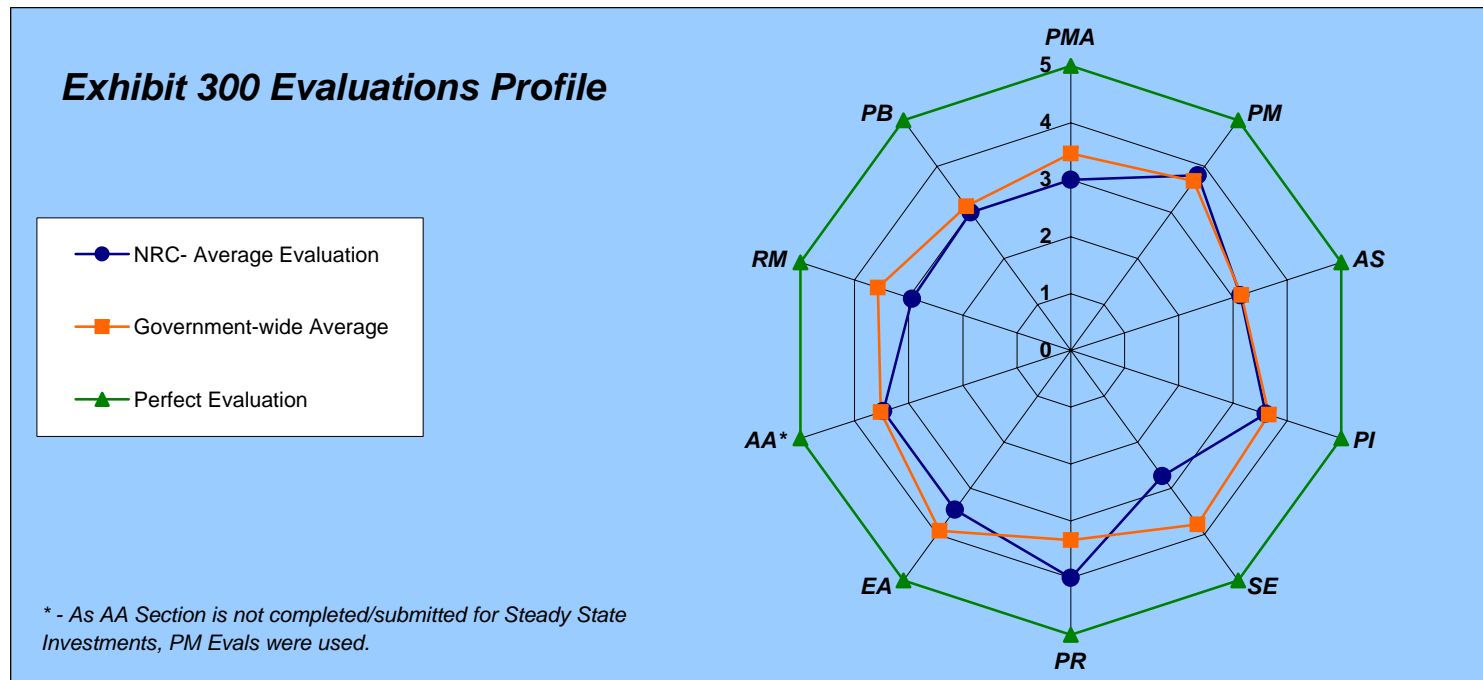
Management Watch List (MWL) Evals: *NSF*

UPI	Project Name	Overall	PMA	PM	AS	PI	SE	PR	EA	AA*	RM	PB
-----	--------------	---------	-----	----	----	----	----	----	----	-----	----	----

No Exhibit 300s on the Management Watch List

Exhibit 300 Evaluations Profile - Agency - NRC

	Evaluation Sections										Total
	PMA	PM	AS	PI	SE	PR	EA	AA*	RM	PB	
NRC - Average Evaluation	3.0	3.8	3.1	3.6	2.7	4.0	3.5	3.5	2.9	3.0	33
Government-wide Average	3.5	3.7	3.1	3.7	3.8	3.3	3.9	3.5	3.6	3.1	35
Perfect Evaluation	5	5	5	5	5	5	5	5	5	5	50

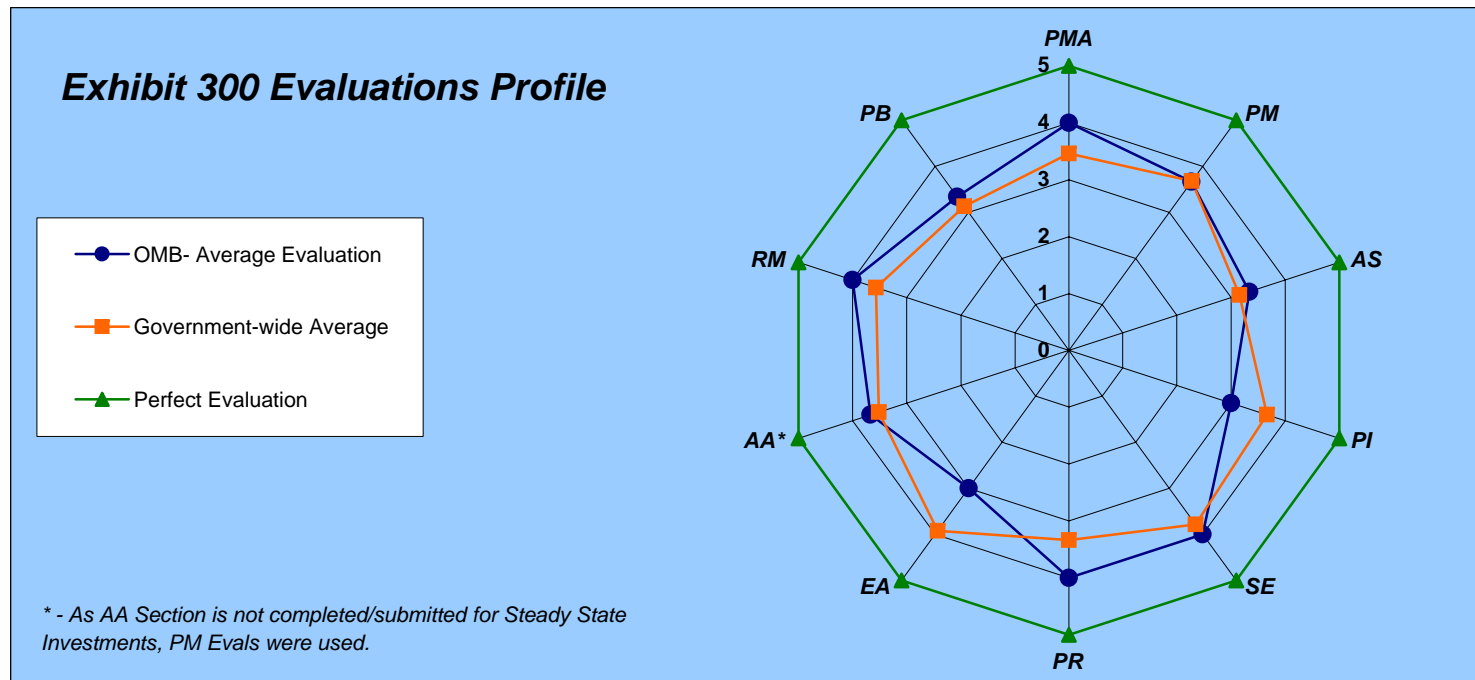


Management Watch List (MWL) Evals: *Nuclear Regulatory Commission*

UPI	Project Name	Overall	PMA	PM	AS	PI	SE	PR	EA	AA*	RM	PB
429-00-01-04-01-1010-00	National Source Tracking System (NSTS)	38	3	4	4	4	4	5	5	3	3	3
429-00-01-04-01-4000-00	Licensing Support Network (LSN)	36	3	4	3	4	3	5	4	4	3	3
429-00-01-01-01-1020-00	Budget Formulation System (formerly BF Application)	35	3	4	3	4	3	5	3	4	3	3
429-00-01-02-01-3021-00	Secure LAN and Electronic Safe (SLES)	35	3	4	3	4	4	5	3	3	3	3
429-00-01-03-01-2000-00	Reactor Program System (RPS)	35	3	4	3	3	3	5	4	4	3	3
429-00-01-03-01-2005-00	Incident Response System (IRS)	35	3	4	3	4	3	5	4	3	3	3
429-00-01-04-01-4005-00	Enterprise Digital Data Management System(DDMS)	35	3	4	3	4	3	5	3	4	3	3
429-00-01-01-01-2030-00	Cost Accounting System	34	3	4	3	4	3	3	4	4	3	3
429-00-01-01-01-1100-00	Core Financial System - Replacement	32	3	4	3	4	2	3	4	3	3	3
429-00-01-01-01-2025-00	License Fee Billing System (Fees System)	32	3	4	3	4	2	3	3	4	3	3
429-00-01-04-01-1000-00	Material Licensing Program - Web-Based Licensing (WBL)	31	3	4	4	3	2	3	3	3	3	3
429-00-02-00-01-1012-00	Infrastructure Services and Support	31	3	4	3	3	2	3	3	4	3	3
429-00-01-01-01-2015-00	Time and Labor Legacy (formerly HRMS)	30	3	3	3	3	3	3	3	3	3	3
429-00-01-01-01-2016-00	Time and Labor Modernization	30	3	2	3	3	2	5	3	3	3	3
429-00-01-02-01-1010-00	Agency-wide Documents Access and Management System (ADAMS)	28	3	4	3	3	2	2	3	3	2	3

Exhibit 300 Evaluations Profile - Agency - OMB

	Evaluation Sections										Total
	PMA	PM	AS	PI	SE	PR	EA	AA*	RM	PB	
OMB - Average Evaluation	4.0	3.7	3.3	3.0	4.0	4.0	3.0	3.7	4.0	3.3	36
Government-wide Average	3.5	3.7	3.1	3.7	3.8	3.3	3.9	3.5	3.6	3.1	35
Perfect Evaluation	5	5	5	5	5	5	5	5	5	5	50



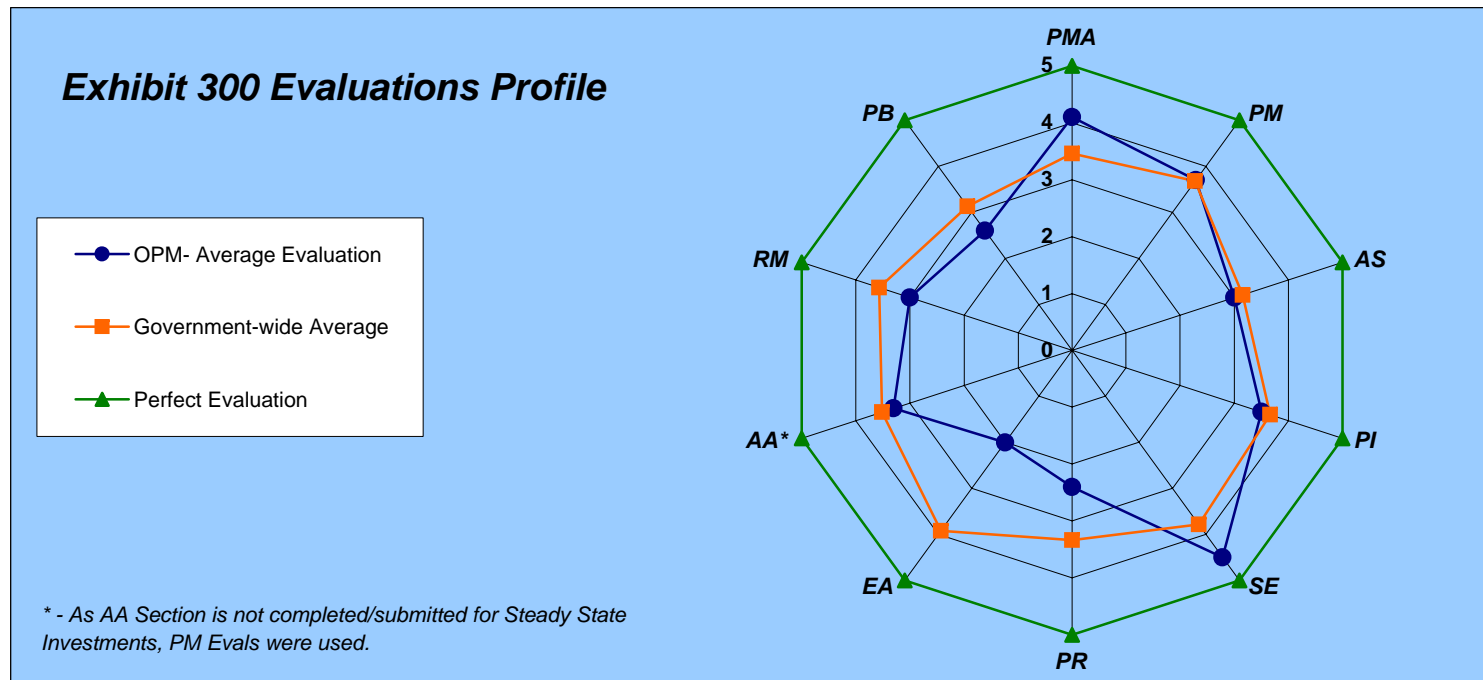
Management Watch List (MWL) Evals: *OMB*

UPI	Project Name	Overall	PMA	PM	AS	PI	SE	PR	EA	AA*	RM	PB
-----	--------------	---------	-----	----	----	----	----	----	----	-----	----	----

No Exhibit 300s on the Management Watch List

Exhibit 300 Evaluations Profile - Agency - OPM

	Evaluation Sections										Total
	PMA	PM	AS	PI	SE	PR	EA	AA*	RM	PB	
OPM - Average Evaluation	4.1	3.7	3.0	3.5	4.5	2.4	2.0	3.3	3.0	2.6	32
Government-wide Average	3.5	3.7	3.1	3.7	3.8	3.3	3.9	3.5	3.6	3.1	35
Perfect Evaluation	5	5	5	5	5	5	5	5	5	5	50

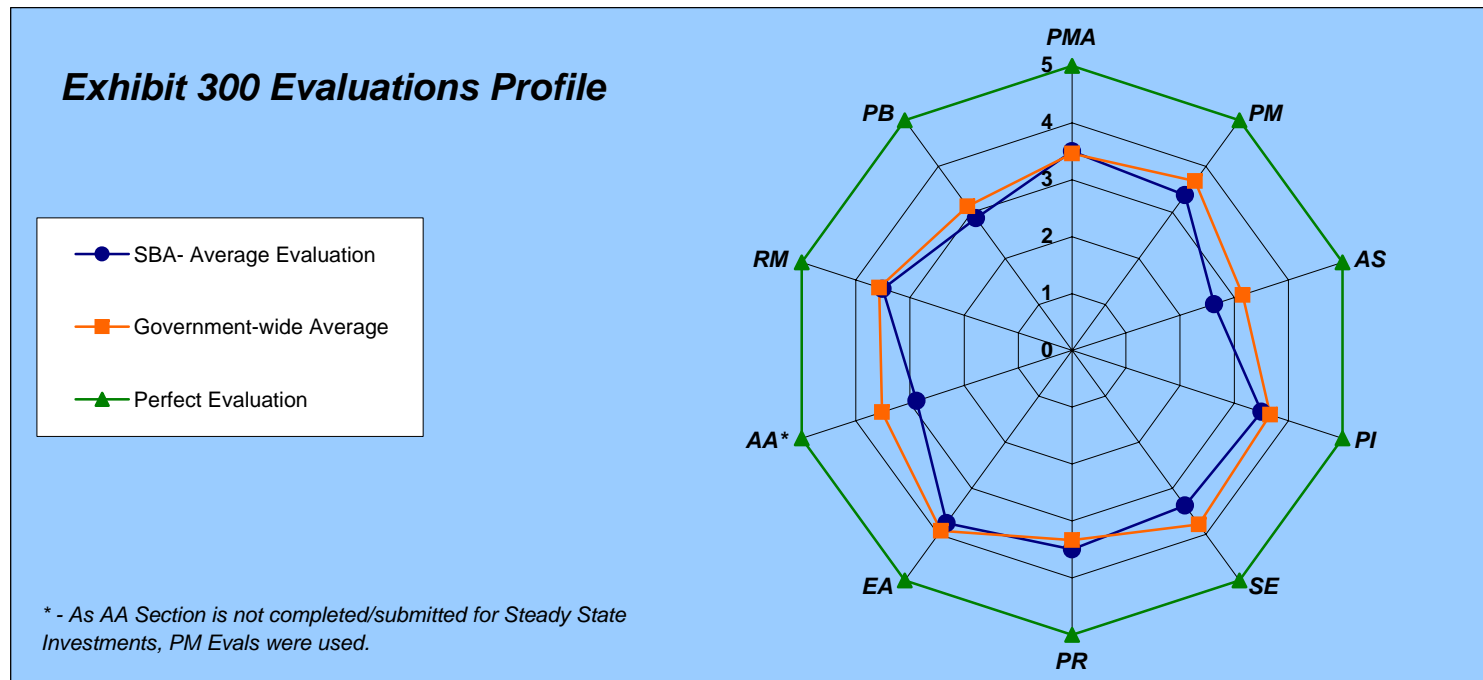


Management Watch List (MWL) Evals: *Office of Personnel Management*

UPI	Project Name	Overall	PMA	PM	AS	PI	SE	PR	EA	AA*	RM	PB
027-00-01-02-01-1070-00	USAJOBS (Formerly Recruitment OneStop)	36	5	4	4	4	5	2	2	4	3	3
027-00-01-99-01-1219-24	Enterprise Human Resources Integration (EHRI)	35	5	3	3	3	5	4	2	4	3	3
027-00-01-01-01-1010-00	Government Financial Information System/Procurement Desktop- GFIS/PD	34	1	4	3	5	5	2	2	4	4	4
027-00-01-99-01-1200-24	Human Resources Line of Business (HR LOB)	34	5	4	4	3	5	2	2	3	3	3
027-00-01-99-01-1217-24	E-Training	34	5	4	4	3	4	2	2	3	4	3
027-00-01-99-01-1220-24	Electronic Questionnaire for Investigations Processing (e-QIP) and Fingerprint Transaction System (FTS)	33	5	4	2	4	5	2	2	4	3	2
027-00-01-02-01-1040-00	Personnel Investigations Processing Systems (PIPS), Clearance Verification System (CVS), OPM PIPS Imaging System (OPIS)	32	5	4	3	4	3	2	2	4	3	2
027-00-02-00-01-1010-00	Enterprise Infrastructure	32	3	4	3	3	5	3	2	4	3	2
027-00-01-01-01-1020-00	Financial Systems Modernization Project	28	4	2	2	3	5	3	2	2	2	3
027-00-01-02-01-1010-00	Retirement Systems Modernization	23	3	4	2	3	3	2	2	1	2	1

Exhibit 300 Evaluations Profile - Agency - SBA

	Evaluation Sections										Total
	PMA	PM	AS	PI	SE	PR	EA	AA*	RM	PB	
SBA - Average Evaluation	3.5	3.4	2.6	3.5	3.4	3.5	3.8	2.9	3.5	2.9	33
Government-wide Average	3.5	3.7	3.1	3.7	3.8	3.3	3.9	3.5	3.6	3.1	35
Perfect Evaluation	5	5	5	5	5	5	5	5	5	5	50

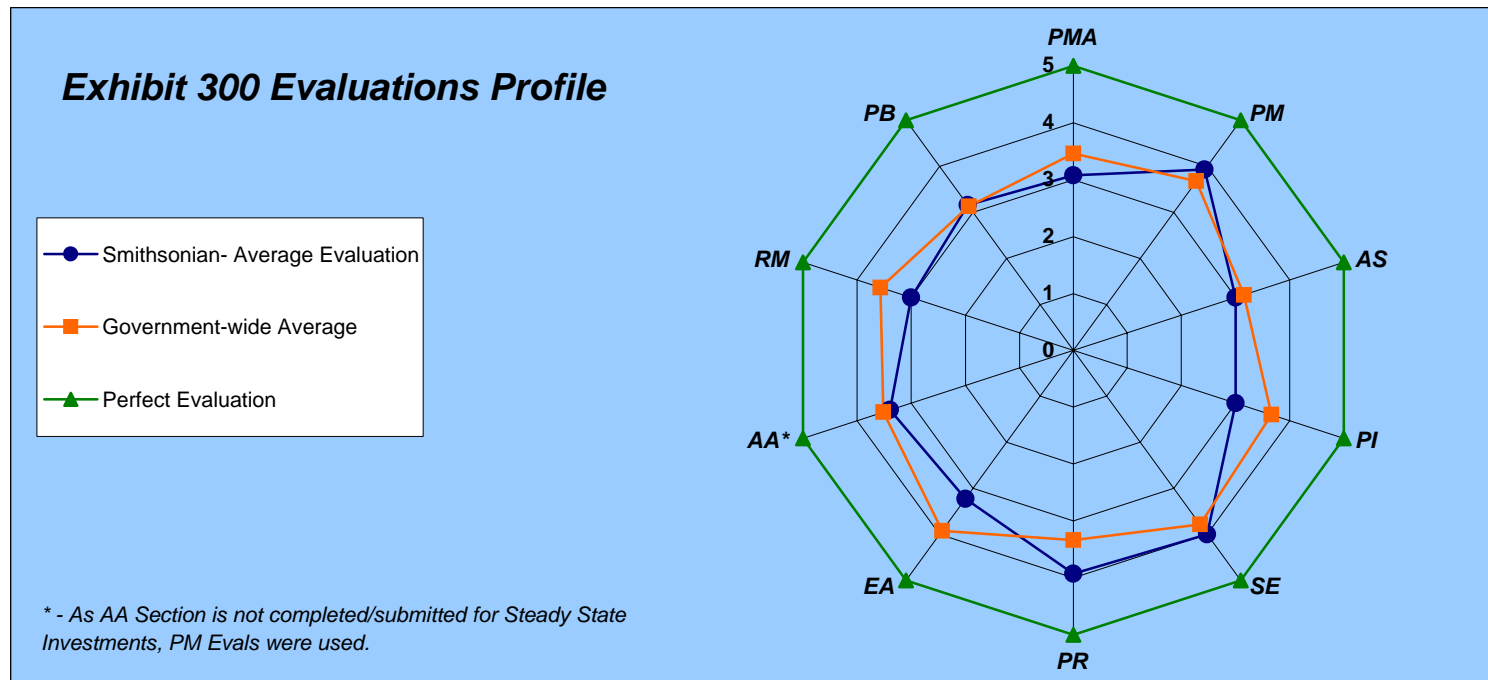


Management Watch List (MWL) Evals: *Small Business Administration*

UPI	Project Name	Overall	PMA	PM	AS	PI	SE	PR	EA	AA*	RM	PB
028-00-01-03-01-3004-00	GCBD: Business Development Management Information System	30	4	3	2	4	2	4	5	2	2	2
028-00-02-00-01-7001-00	OCIO: OA /T/ I Meta 300	26	3	3	3	3	3	2	3	1	3	2
028-00-01-08-01-0000-00	OMA:Contract Management System	24	3	2	1	3	2	2	4	2	4	1

Exhibit 300 Evaluations Profile - Agency - Smithsonian

	Evaluation Sections										Total
	PMA	PM	AS	PI	SE	PR	EA	AA*	RM	PB	
Smithsonian - Average Evaluation	3.1	3.9	3.0	3.0	4.0	3.9	3.2	3.4	3.0	3.2	34
Government-wide Average	3.5	3.7	3.1	3.7	3.8	3.3	3.9	3.5	3.6	3.1	35
Perfect Evaluation	5	5	5	5	5	5	5	5	5	5	50



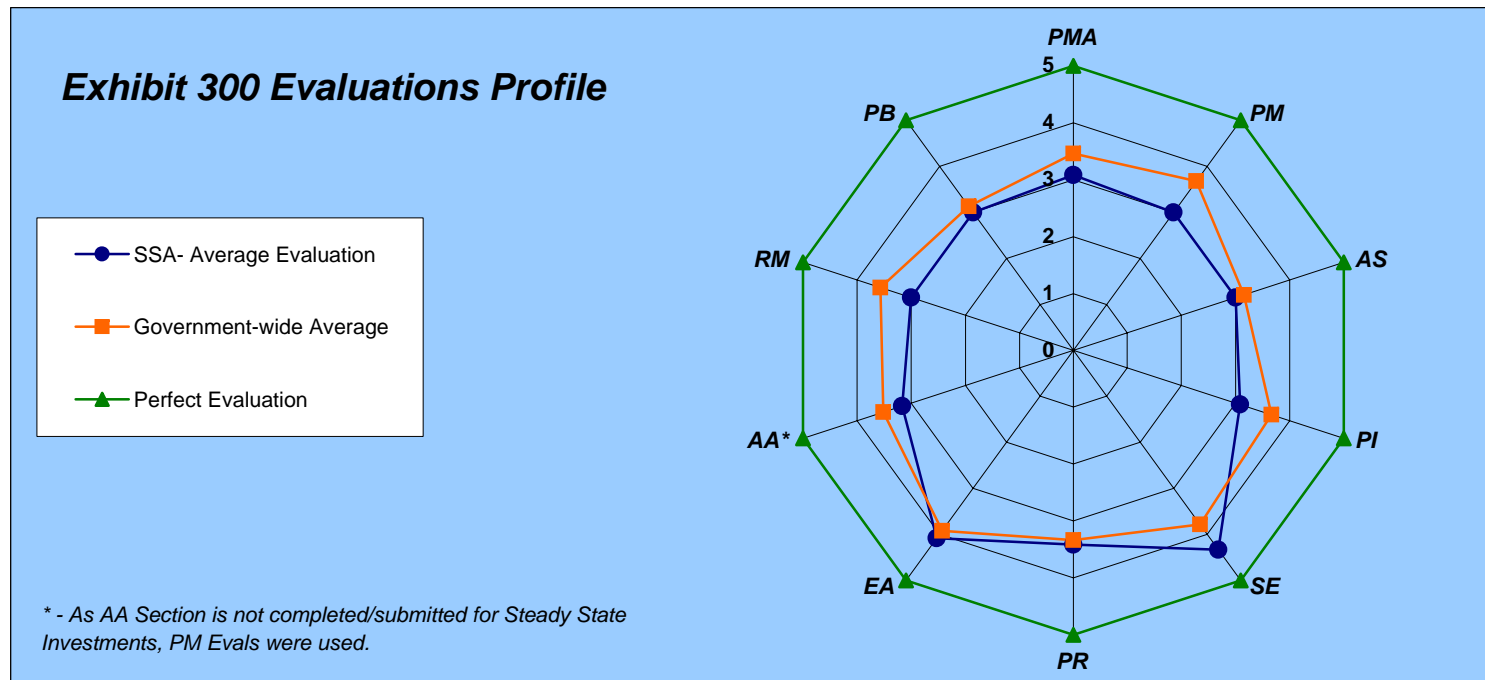
Management Watch List (MWL) Evals: *Smithsonian*

UPI	Project Name	Overall	PMA	PM	AS	PI	SE	PR	EA	AA*	RM	PB
-----	--------------	---------	-----	----	----	----	----	----	----	-----	----	----

No Exhibit 300s on the Management Watch List

Exhibit 300 Evaluations Profile - Agency - SSA

	Evaluation Sections										Total
	PMA	PM	AS	PI	SE	PR	EA	AA*	RM	PB	
SSA - Average Evaluation	3.1	3.0	3.0	3.1	4.3	3.4	4.1	3.2	3.0	3.0	33
Government-wide Average	3.5	3.7	3.1	3.7	3.8	3.3	3.9	3.5	3.6	3.1	35
Perfect Evaluation	5	5	5	5	5	5	5	5	5	5	50



Management Watch List (MWL) Evals: SSA

UPI	Project Name	Overall	PMA	PM	AS	PI	SE	PR	EA	AA*	RM	PB
-----	--------------	---------	-----	----	----	----	----	----	----	-----	----	----

No Exhibit 300s on the Management Watch List