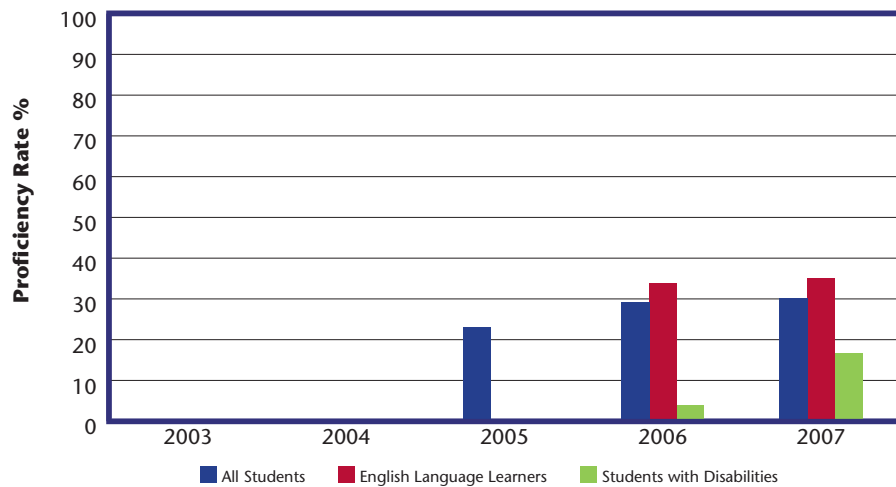


# Reading First State Profile: **DISTRICT OF COLUMBIA**



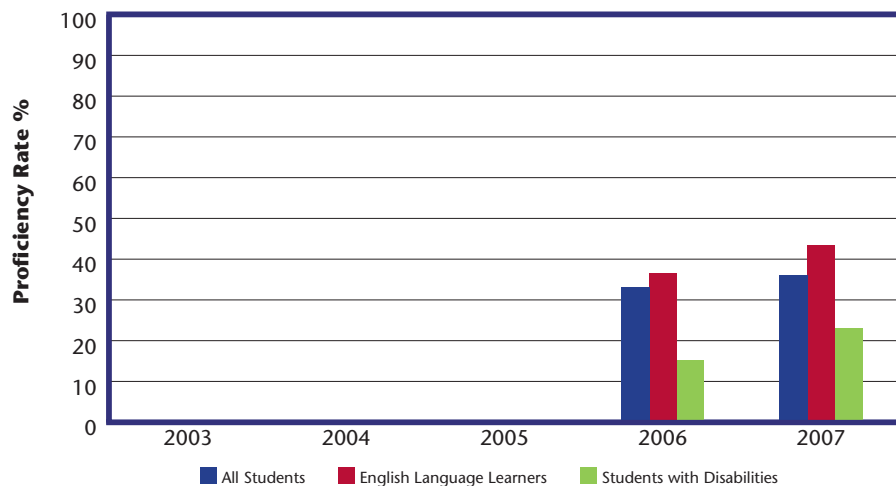
**Reading First: Grade 3 Fluency Data (Cohort 1)**



**Fluency Assessments**

Grade	Assessment	Subtest	Benchmark	LEA Gains*
Grade 1	DIBELS	Oral Reading Fluency	40 WPM	0.0%
Grade 2	DIBELS	Oral Reading Fluency	90 WPM	100.0%
Grade 3	DIBELS	Oral Reading Fluency	110 WPM	66.7%

**Reading First: Grade 3 Comprehension Data (Cohort 1)**



**Comprehension Assessments**

Grade	Assessment	Subtest	Benchmark	LEA Gains*
Grade 1	N/A	N/A	N/A	N/A
Grade 2	N/A	N/A	N/A	N/A
Grade 3	DC Comprehensive Assessment System	Reading	Scale $\geq$ 345	N/A

Source: Annual Performance Report. These graphs represent the data that the state provided. Proficiency rates where the number of students tested is 10 or fewer or where the proficiency rate is 0% or 100% are not shown. In some instances, data were not provided by the state.

\* LEA Gains indicates the percentage of LEAs that showed a gain of at least 5 percentage points from the state's first year of implementation to 2007.

# Reading First State Profile: **DISTRICT OF COLUMBIA**

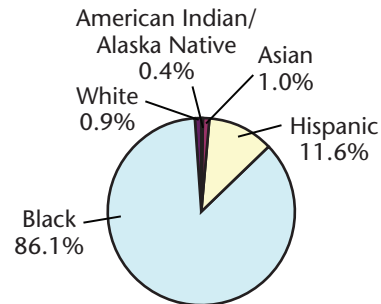


## Reading First Participation

2006–2007: 6,276 students

Funded Districts and Schools		
Year	Districts	Schools
2003	N/A	N/A
2004	N/A	N/A
2005	5	23
2006	10	37
2007	9	36

## Reading First Students by Race/Ethnicity



Sources: Annual Performance Report and Common Core of Data. Actual 2006–2007 participation data are not available. Enrollment figures are estimated based on 2005–2006 CCD data for students enrolled in grades K–3 in Reading First Schools for 2006–2007.

## Online Resources

State Reading First Website  
<http://www.k12.dc.us/dcps/home.html>

Annual Performance Report Data  
<http://www.ed.gov/programs/readingfirst/data.html>

Reading First Awards Database  
<http://readingfirstdataonline.org>

2007 State Evaluation Report  
<http://www.ed.gov/programs/readingfirst/evaluationreports/index.html>

## Selected State Evaluation Findings

- ❑ According to 2006–2007 data, DIBELS findings suggest that DC Reading First helps promote students' early literacy skills, such as letter knowledge, phonological awareness, and decoding skills.
- ❑ 2006–2007 DC CAS reading assessment scores indicate that the DC Reading First Initiative supports students in the lowest performing schools in the District and enables them to achieve reading proficiency at a rate comparable to the District average. Furthermore, DC Reading First appears to be particularly successful at supporting students in demographic that historically have lower than average achievement (i.e., special education students, economically disadvantaged students, and students with limited English proficiency).

Source: Abt Associates

## Total Reading First Allocation

- ❑ Total state funding to date: **\$16,087,938**
- ❑ Amount of Yearly Funding

<b>2008</b>	■	<b>\$935,641</b>
<b>2007</b>	■	<b>\$2,463,421</b>
<b>2006</b>	■	<b>\$2,543,803</b>
<b>2005</b>	■	<b>\$2,694,624</b>
<b>2004</b>	■	<b>\$2,725,624</b>
<b>2003</b>	■	<b>\$2,566,075</b>
<b>2002</b>	■	<b>\$2,158,750</b>

Source: U.S. Department of Education Budget Service