

***Centers for Disease Control and Prevention  
Model Performance Evaluation Program  
T-Lymphocyte Immunophenotyping (TLI)***

***Figures and Table Used for the Analysis  
of Participant Laboratory Results  
for the September 1997 Shipment***

***U.S. DEPARTMENT OF HEALTH AND HUMAN SERVICES  
Public Health Service  
Centers for Disease Control and Prevention  
Public Health Practice Program Office  
Division of Laboratory Systems  
Atlanta, Georgia 30333***



***Use of trade names is for identification only and does not constitute endorsement by the  
Public Health Service or by the U.S. Department of Health and Human Services.***

Figures and Table Used for the Analysis of the September 1997 Specimen Shipment

Results Submitted by Laboratories Participating in the Model Performance  
Evaluation Program for T-Lymphocyte Immunophenotyping

Production of this report was coordinated in CDC by:

Public Health Practice Program Office . . . . . Edward L. Baker, M.D., M.P.H.  
Director

Division of Laboratory Systems . . . . . Carlyn L. Collins, M.D., M.P.H.  
Director

Laboratory Practice Assessment Branch . . . . . Thomas L. Hearn, Ph.D.  
Chief

The material in this report was developed and prepared by:

Model Performance Evaluation Program (MPEP) . . . . . William O. Schalla, M.S.  
Chief

MPEP TLI Performance Evaluation . . . . . G. David Cross, M.S.  
MPEP TLI Project Coordinator

---

---

Information about this report should be addressed to the Model Performance  
Evaluation Program by calling (770) 488-4559 or (770) 488-4366.

**Centers for Disease Control and Prevention (CDC) - Model Performance Evaluation Program  
for T-Lymphocyte Immunophenotyping (TLI)  
Donor Specimen Identification for September 16, 1997 TLI Shipment Specimens**

<b>Panel Letter</b>	<b>Participant Lab Vial Label</b>	<b>CDC Donor Number</b>	<b>Donor Information (HIV-1<sup>a</sup> status)</b>
A	A1, A5	01	HIV-1 Antibody-Positive
	A2	07	HIV-1 Antibody-Positive
	A3	10	HIV-1 Antibody-Negative
	A4	11	HIV-1 Antibody-Negative
B	B1	08	HIV-1 Antibody-Positive
	B2	11	HIV-1 Antibody-Negative
	B3, B4	02	HIV-1 Antibody-Positive
	B5	12	HIV-1 Antibody-Negative
C	C1, C2	03	HIV-1 Antibody-Positive
	C3	12	HIV-1 Antibody-Negative
	C4	10	HIV-1 Antibody-Negative
	C5	09	HIV-1 Antibody-Positive
D	D1	10	HIV-1 Antibody-Negative
	D2, D4	04	HIV-1 Antibody-Positive
	D3	07	HIV-1 Antibody-Positive
	D5	11	HIV-1 Antibody-Negative
E	E1	11	HIV-1 Antibody-Negative
	E2	12	HIV-1 Antibody-Negative
	E3	08	HIV-1 Antibody-Positive
	E4, E5	05	HIV-1 Antibody-Positive
F	F1	12	HIV-1 Antibody-Negative
	F2, F3	06	HIV-1 Antibody-Positive
	F4	09	HIV-1 Antibody-Positive
	F5	10	HIV-1 Antibody-Negative

<sup>a</sup>Human immunodeficiency virus type 1

**Centers for Disease Control and Prevention (CDC) - Model Performance Evaluation Program  
for T-Lymphocyte Immunophenotyping (TLI)  
Donor Specimen Identification for September 23, 1997 TLI Shipment Specimens**

<b>Panel Letter</b>	<b>Participant Lab Vial Label</b>	<b>CDC Donor Number</b>	<b>Donor Information (HIV-1<sup>a</sup> status)</b>
G	G1	22	HIV-1 Antibody-Negative
	G2, G4	13	HIV-1 Antibody-Positive
	G3	23	HIV-1 Antibody-Negative
	G5	19	HIV-1 Antibody-Positive
H	H1	20	HIV-1 Antibody-Positive
	H2	24	HIV-1 Antibody-Negative
	H3, H5	14	HIV-1 Antibody-Positive
	H4	23	HIV-1 Antibody-Negative
I	I1, I4	15	HIV-1 Antibody-Positive
	I2	22	HIV-1 Antibody-Negative
	I3	21	HIV-1 Antibody-Positive
	I5	24	HIV-1 Antibody-Negative
J	J1	19	HIV-1 Antibody-Positive
	J2	23	HIV-1 Antibody-Negative
	J3, J5	16	HIV-1 Antibody-Positive
	J4	22	HIV-1 Antibody-Negative
K	K1, K5	17	HIV-1 Antibody-Positive
	K2	20	HIV-1 Antibody-Positive
	K3	24	HIV-1 Antibody-Negative
	K4	23	HIV-1 Antibody-Negative
L	L1	21	HIV-1 Antibody-Positive
	L2, L5	18	HIV-1 Antibody-Positive
	L3	22	HIV-1 Antibody-Negative
	L4	24	HIV-1 Antibody-Negative

<sup>a</sup>Human immunodeficiency virus type 1

Figure 1. Primary classification of laboratories participating in the September 1997 shipment.

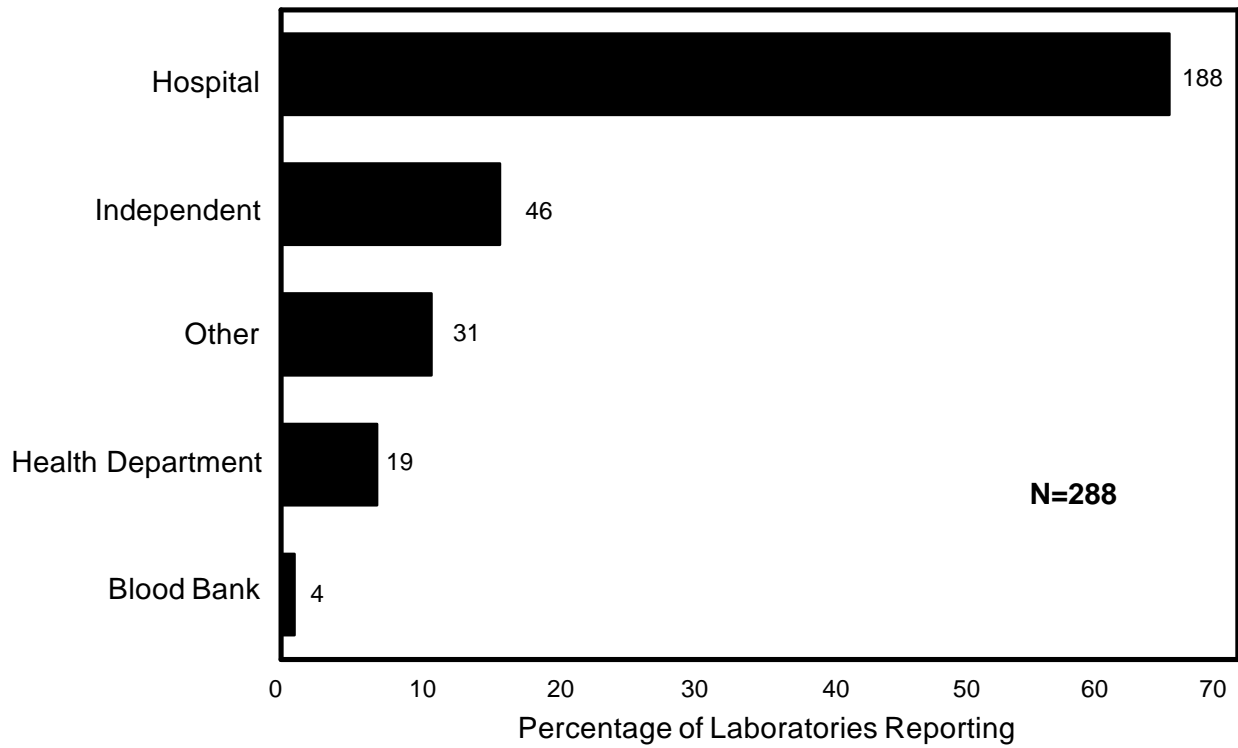


Figure 2. Methods used to prepare specimens for T-lymphocyte immunophenotyping, reported by participant laboratories to CDC for the September 1997 shipment.

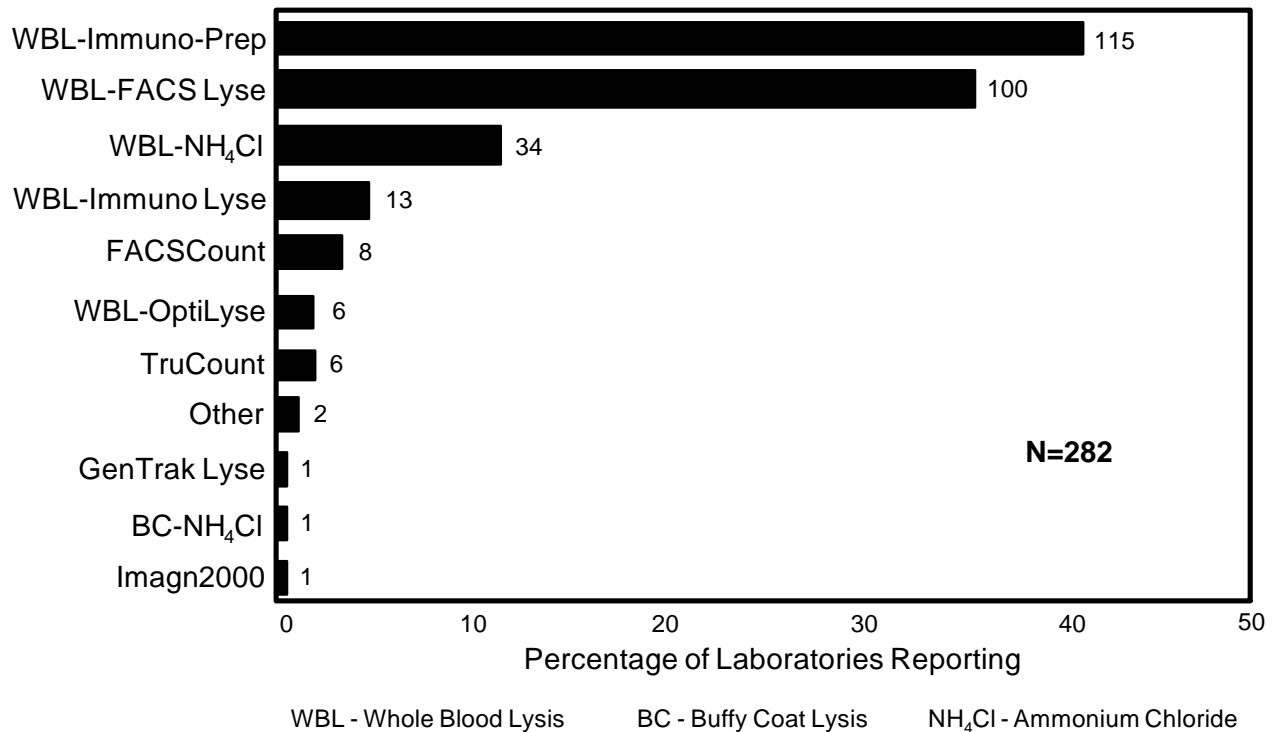


Figure 3. Methods used to fix specimens for T-lymphocyte immunophenotyping, reported by participant laboratories to CDC for the September 1997 shipment.

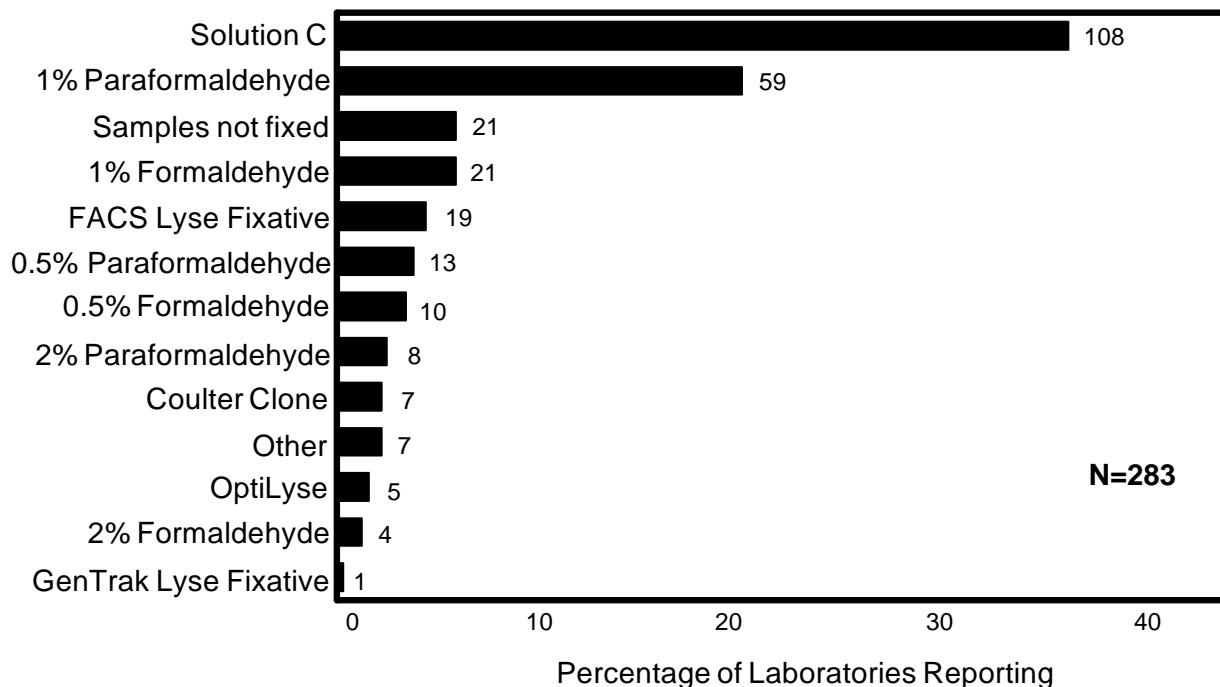


Figure 4. Types of flow cytometers used for T-lymphocyte immunophenotyping, reported by participant laboratories to CDC for the September 1997 shipment.

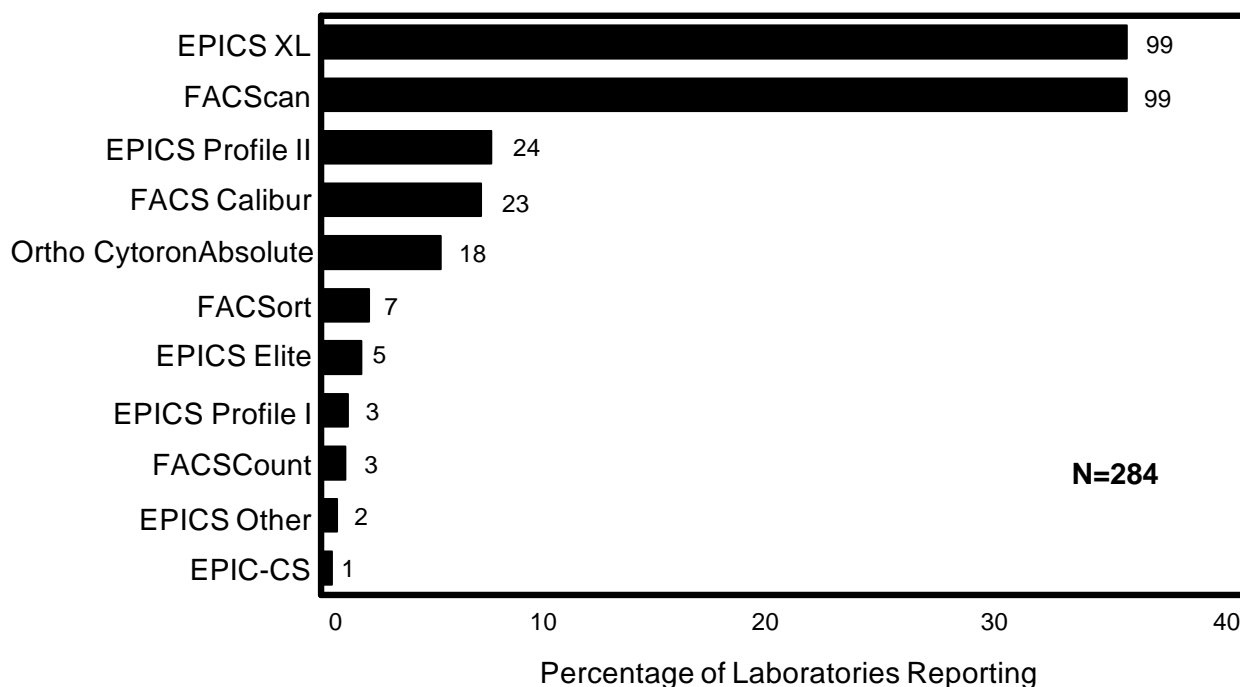
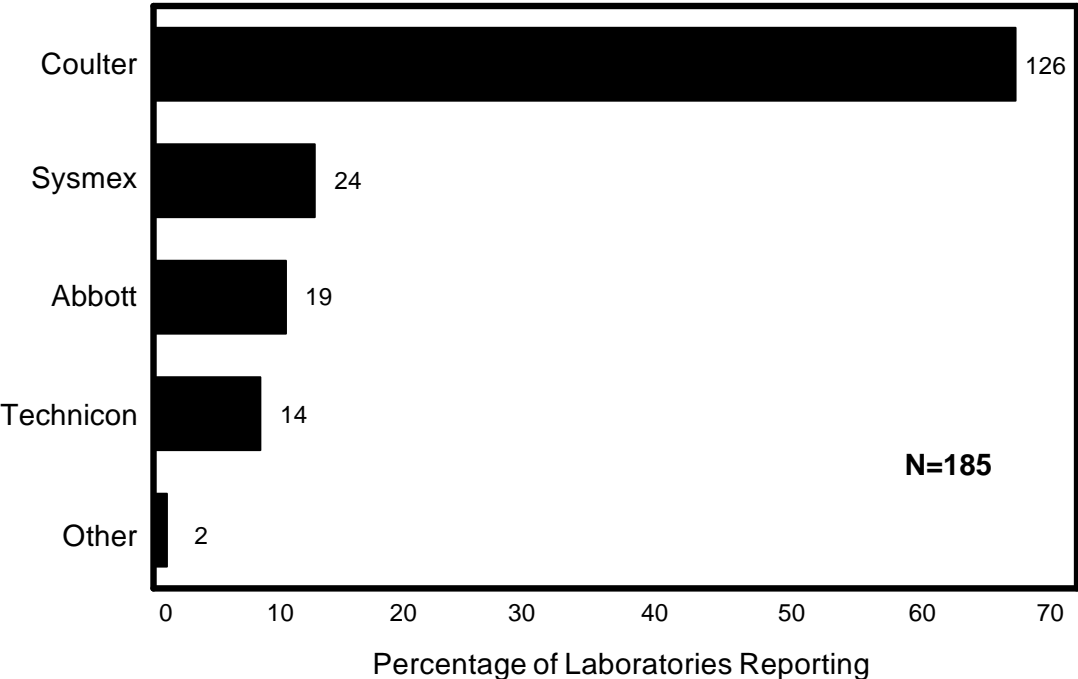


Figure 5. Types of hematology instruments used for T-lymphocyte immunophenotyping, reported by participant laboratories to CDC for the September 1997 shipment.



## Explanation of Result Tables

In the following result tables, please note the following terms:

### Cell Marker

The cell surface marker of interest. All results for this surface marker are shown regardless of the monoclonal antibody combination used for their determination:

CD45 -	results from 2-color CD45/CD14
CD14 -	results from 2-color CD45/CD14
CD4 -	combined results from 2-color CD3/CD4; 3-color CD45/CD3/CD4, CD3/CD4/CD8; and 4-color CD45/CD3/CD4/CD8
CD8 -	combined results from 2-color CD3/CD8; 3-color CD45/CD3/CD8, CD3/CD4/CD8; and 4-color CD45/CD3/CD4/CD8
CD19-	combined results from 2-color CD3/CD19; 3-color CD45/CD3/CD19, CD3/CD19/56, CD3/CD19/CD16, CD3/CD19/CD56+16; and 4-color CD45/CD3/CD19/CD56
CD56+16 -	combined results from 2-color CD3/CD56+16 and 3-color CD45/CD3/CD56+16, CD3/CD19/CD56+16
CD3 average	combined results from 2-color CD3 average; 3-color CD3 average; and 4-color CD3 average
CD56 -	results from 2-color CD3/CD56; 3-color CD45/CD14/CD56, CD3/CD19/CD56; and 4-color CD45/CD3/CD19/CD56
CD16 -	results from 2-color CD3/CD16 and 3-color CD3/CD19/CD16

### Percentage Results

The 95% confidence ranges are shown along with the number of reported results within, above, and below the established confidence range (see accompanying written analysis for the method of establishing the confidence range). **Note:** Due to a limited number of reported results for CD56 and CD16, no 95% confidence range was established for these markers. The ranges shown are the maximum and minimum values reported for these cell markers.

### Absolute Counts

The results within, above, and below the 95% confidence ranges for the specified cell-marker specific absolute count derived either by multi-platform (flow cytometer/hematology analyzer) or single-platform (single instrument or alternate technique) methods.

### Hematology Results

The 95% confidence ranges, the number of results within, above, and below the confidence ranges are listed for the following hematology parameters: white blood cell count (WBC), percent lymphocytes, absolute lymphocyte count.



# Participant Laboratory Results for the September 1997 Shipment

## Donor Number 1 - Donor Status: HIV-antibody Positive

Cell Marker	Percentage Results		Absolute Counts	
	Range	No.	Range	No.
CD45	> 100	0		
	92 - 100	27		
	< 92	1		
CD14	> 3	2		
	0 - 3	26		
	< 0	0		
CD4	> 46	2	> 1292	0
	38 - 46	41	722 - 1292	22
	< 38	1	< 722	0
CD8	> 42	2	> 1211	0
	34 - 42	42	625 - 1211	22
	< 34	0	< 625	0
CD19	> 11	0		
	4 - 11	28		
	< 4	4		
CD56+16	> 11	0		
	3 - 11	15		
	< 3	1		
CD3 Average	> 88	2		
	78 - 88	39		
	< 78	1		
CD56	1 - 8	12		
CD16	6 - 9	8		

### Hematology Results

Hematology Parameter	Range	No.
WBC	> 6355	0
	4988 - 6355	13
	< 4988	1
% Lymphs	> 55	0
	31 - 55	14
	< 31	0
Absolute Lymphs	> 3317	0
	1706 - 3317	12
	< 1706	0

## Donor Number 2 - Donor Status: HIV-antibody Positive

Cell Marker	Percentage Results		Absolute Counts	
	Range	No.	Range	No.
CD45	> 100	0		
	93 - 100	31		
	< 93	1		
CD14	> 3	4		
	0 - 3	28		
	< 0	0		
CD4	> 39	0	> 990	0
	31 - 39	52	425 - 990	36
	< 31	0	< 425	0
CD8	> 47	0	> 1160	0
	39 - 47	50	578 - 1160	36
	< 39	0	< 578	0
CD19	> 17	0		
	9 - 17	37		
	< 9	1		
CD56+16	> 11	0		
	3 - 11	28		
	< 3	0		
CD3 Average	> 84	1		
	74 - 84	39		
	< 74	0		
CD56	1 - 5	12		
CD16	6 - 7	2		

### Hematology Results

Hematology Parameter	Range	No.
WBC	> 4481	0
	3142 - 4481	34
	< 3142	2
% Lymphs	> 66	1
	42 - 66	35
	< 42	0
Absolute Lymphs	> 2834	0
	1265 - 2834	36
	< 1265	0

# Participant Laboratory Results for the September 1997 Shipment

## Donor Number 3 - Donor Status: HIV-antibody Positive

Cell Marker	Percentage Results		Absolute Counts	
	Range	No.	Range	No.
CD45	> 100	0		
	91 - 100	29		
	< 91	1		
CD14	> 4	2		
	0 - 4	26		
	< 0	0		
CD4	> 48	1	> 1291	2
	40 - 48	43	726 - 1291	30
	< 40	4	< 726	0
CD8	> 46	5	> 1265	2
	37 - 46	40	682 - 1265	30
	< 37	3	< 682	0
CD19	> 11	0		
	3 - 11	31		
	< 3	1		
CD56+16	> 7	1		
	0 - 7	19		
	< 0	0		
CD3 Average	> 92	3		
	82 - 92	36		
	< 82	1		
CD56	1 - 5	6		
CD16	3 - 7	9		

### Hematology Results

Hematology Parameter	Range	No.
WBC	> 7692	3
	6342 - 7692	21
	< 6342	0
% Lymphs	> 46	1
	22 - 46	21
	< 22	2
Absolute Lymphs	> 3151	0
	1569 - 3151	22
	< 1569	2

## Donor Number 4 - Donor Status: HIV-antibody Positive

Cell Marker	Percentage Results		Absolute Counts	
	Range	No.	Range	No.
CD45	> 100	0		
	92 - 100	32		
	< 92	0		
CD14	> 3	0		
	0 - 3	30		
	< 0	0		
CD4	> 42	0	> 1375	1
	34 - 42	48	808 - 1375	27
	< 34	0	< 808	0
CD8	> 52	1	> 1677	4
	43 - 52	46	1093 - 1677	23
	< 43	1	< 1093	1
CD19	> 11	0		
	3 - 11	42		
	< 3	0		
CD56+16	> 10	0		
	3 - 10	32		
	< 3	0		
CD3 Average	> 91	0		
	81 - 91	34		
	< 81	0		
CD56	3 - 4	2		
CD16	1 - 2	2		

### Hematology Results

Hematology Parameter	Range	No.
WBC	> 7260	0
	5909 - 7260	22
	< 5909	0
% Lymphs	> 57	1
	33 - 57	19
	< 33	0
Absolute Lymphs	> 3735	1
	2149 - 3735	19
	< 2149	0

# Participant Laboratory Results for the September 1997 Shipment

## Donor Number 5 - Donor Status: HIV-antibody Positive

Cell Marker	Percentage Results		Absolute Counts	
	Range	No.	Range	No.
CD45	> 100	0		
	92 - 100	34		
	< 92	1		
CD14	> 3	2		
	0 - 3	31		
	< 0	0		
CD4	> 54	1	> 1029	4
	46 - 54	41	458 - 1029	18
	< 46	1	< 458	0
CD8	> 41	0	> 840	2
	32 - 41	43	252 - 840	20
	< 32	0	< 252	0
CD19	> 10	0		
	2 - 10	35		
	< 2	0		
CD56+16	> 8	0		
	1 - 8	15		
	< 1	0		
CD3 Average	> 94	0		
	84 - 94	28		
	< 84	1		
CD56	1 - 5	16		
CD16	4 - 5	4		

### Hematology Results

Hematology Parameter	Range	No.
WBC	> 8456	1
	7094 - 8456	13
	< 7094	2
% Lymphs	> 32	2
	7 - 32	14
	< 7	0
Absolute Lymphs	> 2293	2
	698 - 2293	16
	< 698	0

## Donor Number 6 - Donor Status: HIV-antibody Positive

Cell Marker	Percentage Results		Absolute Counts	
	Range	No.	Range	No.
CD45	> 100	0		
	91 - 100	31		
	< 91	3		
CD14	> 3	0		
	0 - 3	32		
	< 0	0		
CD4	> 45	2	> 862	0
	37 - 45	46	290 - 862	18
	< 37	4	< 290	0
CD8	> 32	1	> 698	2
	24 - 32	49	105 - 698	14
	< 24	2	< 105	0
CD19	> 19	4		
	12 - 19	32		
	< 12	2		
CD56+16	> 18	2		
	11 - 18	28		
	< 11	0		
CD3 Average	> 75	2		
	65 - 75	40		
	< 65	2		
CD56	2 - 18	8		
CD16	15 - 15	2		

### Hematology Results

Hematology Parameter	Range	No.
WBC	> 6791	0
	5424 - 6791	14
	< 5424	0
% Lymphs	> 36	0
	11 - 36	14
	< 11	0
Absolute Lymphs	> 2220	0
	618 - 2220	14
	< 618	0

# Participant Laboratory Results for the September 1997 Shipment

## Donor Number 7 - Donor Status: HIV-antibody Positive

Cell Marker	Percentage Results		Absolute Counts	
	Range	No.	Range	No.
CD45	> 100	0		
	92 - 100	30		
	< 92	0		
CD14	> 3	1		
	0 - 3	28		
	< 0	0		
CD4	> 20	1	> 522	0
	12 - 20	45	0 - 522	25
	< 12	0	< 0	0
CD8	> 58	2	> 1084	1
	50 - 58	42	499 - 1084	24
	< 50	2	< 499	0
CD19	> 18	0		
	11 - 18	31		
	< 11	6		
CD56+16	> 14	0		
	6 - 14	24		
	< 6	0		
CD3 Average	> 79	1		
	69 - 79	37		
	< 69	0		
CD56	1 - 10	7		
CD16	4 - 9	5		

### Hematology Results

Hematology Parameter	Range	No.
WBC	> 4787	0
	3430 - 4787	18
	< 3430	0
% Lymphs	> 48	0
	24 - 48	17
	< 24	0
Absolute Lymphs	> 2289	0
	694 - 2289	16
	< 694	0

## Donor Number 8 - Donor Status: HIV-antibody Positive

Cell Marker	Percentage Results		Absolute Counts	
	Range	No.	Range	No.
CD45	> 100	0		
	93 - 100	31		
	< 93	2		
CD14	> 3	1		
	0 - 3	31		
	< 0	0		
CD4	> 17	0	> 472	1
	9 - 17	47	0 - 472	28
	< 9	0	< 0	0
CD8	> 77	3	> 1278	5
	68 - 77	40	694 - 1278	24
	< 68	3	< 694	0
CD19	> 10	0		
	3 - 10	35		
	< 3	0		
CD56+16	> 8	0		
	1 - 8	21		
	< 1	0		
CD3 Average	> 92	1		
	82 - 92	31		
	< 82	2		
CD56	2 - 4	14		
CD16	3 - 5	3		

### Hematology Results

Hematology Parameter	Range	No.
WBC	> 6814	0
	5468 - 6814	25
	< 5468	1
% Lymphs	> 35	2
	11 - 35	24
	< 11	0
Absolute Lymphs	> 2250	2
	673 - 2250	25
	< 673	0

# Participant Laboratory Results for the September 1997 Shipment

## Donor Number 9 - Donor Status: HIV-antibody Positive

Cell Marker	Percentage Results		Absolute Counts	
	Range	No.	Range	No.
CD45	> 100	0		
	92 - 100	30		
	< 92	2		
CD14	> 3	1		
	0 - 3	29		
	< 0	0		
CD4	> 46	3	> 1016	0
	38 - 46	45	448 - 1016	25
	< 38	2	< 448	0
CD8	> 51	1	> 1082	0
	42 - 51	47	496 - 1082	24
	< 42	2	< 496	0
CD19	> 9	0		
	2 - 9	33		
	< 2	2		
CD56+16	> 6	0		
	0 - 6	25		
	< 0	0		
CD3 Average	> 97	1		
	87 - 97	41		
	< 87	0		
CD56	1 - 7	7		
CD16	2 - 3	5		

### Hematology Results

Hematology Parameter	Range	No.
WBC	> 5618	1
	4261 - 5618	18
	< 4261	0
% Lymphs	> 47	0
	22 - 47	18
	< 22	1
Absolute Lymphs	> 2423	0
	835 - 2423	18
	< 835	1

## Donor Number 10 - Donor Status: HIV-antibody Negative

Cell Marker	Percentage Results		Absolute Counts	
	Range	No.	Range	No.
CD45	> 100	0		
	92 - 100	59		
	< 92	1		
CD14	> 3	2		
	0 - 3	55		
	< 0	0		
CD4	> 60	5	> 1167	4
	52 - 60	85	605 - 1167	44
	< 52	4	< 605	0
CD8	> 26	1	> 645	2
	18 - 26	92	65 - 645	45
	< 18	1	< 65	0
CD19	> 15	1		
	8 - 15	65		
	< 8	4		
CD56+16	> 14	0		
	6 - 14	46		
	< 6	1		
CD3 Average	> 83	4		
	73 - 83	74		
	< 73	0		
CD56	1 - 13	14		
CD16	9 - 12	10		

### Hematology Results

Hematology Parameter	Range	No.
WBC	> 6035	1
	4695 - 6035	35
	< 4695	0
% Lymphs	> 43	2
	19 - 43	31
	< 19	1
Absolute Lymphs	> 2408	2
	837 - 2408	30
	< 837	1

# Participant Laboratory Results for the September 1997 Shipment

## Donor Number 11 - Donor Status: HIV-antibody Negative

Cell Marker	Percentage Results		Absolute Counts	
	Range	No.	Range	No.
CD45	> 100	0		
	92 - 100	62		
	< 92	2		
CD14	> 3	3		
	0 - 3	59		
	< 0	0		
CD4	> 43	4	> 963	8
	35 - 43	88	400 - 963	46
	< 35	2	< 400	0
CD8	> 41	4	> 928	8
	33 - 41	86	349 - 928	46
	< 33	3	< 349	0
CD19	> 13	0		
	5 - 13	71		
	< 5	3		
CD56+16	> 14	0		
	7 - 14	45		
	< 7	1		
CD3 Average	> 84	5		
	74 - 84	65		
	< 74	3		
CD56	3 - 11	21		
CD16	4 - 11	8		

### Hematology Results

Hematology Parameter	Range	No.
WBC	> 7755	1
	6419 - 7755	40
	< 6419	3
% Lymphs	> 38	7
	14 - 38	36
	< 14	0
Absolute Lymphs	> 2643	5
	1076 - 2643	38
	< 1076	0

## Donor Number 12 - Donor Status: HIV-antibody Negative

Cell Marker	Percentage Results		Absolute Counts	
	Range	No.	Range	No.
CD45	> 100	0		
	92 - 100	62		
	< 92	2		
CD14	> 3	2		
	0 - 3	59		
	< 0	0		
CD4	> 67	5	> 1627	6
	59 - 67	88	1065 - 1627	46
	< 59	2	< 1065	1
CD8	> 25	0	> 749	1
	16 - 25	93	170 - 749	51
	< 16	1	< 170	0
CD19	> 10	0		
	3 - 10	69		
	< 3	1		
CD56+16	> 10	0		
	3 - 10	44		
	< 3	1		
CD3 Average	> 91	3		
	81 - 91	69		
	< 81	2		
CD56	1 - 10	21		
CD16	5 - 7	8		

### Hematology Results

Hematology Parameter	Range	No.
WBC	> 7822	2
	6486 - 7822	41
	< 6486	1
% Lymphs	> 43	2
	19 - 43	41
	< 19	1
Absolute Lymphs	> 2996	2
	1431 - 2996	42
	< 1431	1

# Participant Laboratory Results for the September 1997 Shipment

## Donor Number 13 - Donor Status: HIV-antibody Positive

Cell Marker	Percentage Results		Absolute Counts	
	Range	No.	Range	No.
CD45	> 100	0		
	92 - 100	31		
	< 92	1		
CD14	> 3	0		
	0 - 3	32		
	< 0	0		
CD4	> 44	0	> 1217	4
	37 - 44	44	651 - 1217	28
	< 37	2	< 651	0
CD8	> 54	0	> 1366	3
	46 - 54	42	783 - 1366	29
	< 46	4	< 783	0
CD19	> 8	0		
	0 - 8	34		
	< 0	0		
CD56+16	> 8	0		
	0 - 8	22		
	< 0	0		
CD3 Average	> 96	0		
	86 - 96	39		
	< 86	1		
CD56	0 - 5	8		
CD16	1 - 6	8		

### Hematology Results

Hematology Parameter	Range	No.
WBC	> 11965	4
	10619 - 11965	18
	< 10619	4
% Lymphs	> 35	6
	11 - 35	20
	< 11	0
Absolute Lymphs	> 3197	6
	1617 - 3197	20
	< 1617	0

## Donor Number 14 - Donor Status: HIV-antibody Positive

Cell Marker	Percentage Results		Absolute Counts	
	Range	No.	Range	No.
CD45	> 100	0		
	92 - 100	41		
	< 92	1		
CD14	> 3	2		
	0 - 3	38		
	< 0	0		
CD4	> 33	5	> 777	0
	25 - 33	43	207 - 777	22
	< 25	0	< 207	0
CD8	> 44	2	> 935	0
	36 - 44	47	348 - 935	22
	< 36	1	< 348	0
CD19	> 12	0		
	5 - 12	28		
	< 5	2		
CD56+16	> 15	0		
	7 - 15	22		
	< 7	2		
CD3 Average	> 83	7		
	73 - 83	29		
	< 73	0		
CD56	5 - 78	12		
CD16	9 - 11	4		

### Hematology Results

Hematology Parameter	Range	No.
WBC	> 4212	0
	2845 - 4212	14
	< 2845	0
% Lymphs	> 59	0
	34 - 59	14
	< 34	0
Absolute Lymphs	> 2449	0
	847 - 2449	14
	< 847	0

# Participant Laboratory Results for the September 1997 Shipment

## Donor Number 15 - Donor Status: HIV-antibody Positive

Cell Marker	Percentage Results		Absolute Counts	
	Range	No.	Range	No.
CD45	> 100	0		
	92 - 100	35		
	< 92	1		
CD14	> 3	0		
	0 - 3	34		
	< 0	0		
CD4	> 43	3	> 1053	3
	35 - 43	49	487 - 1053	27
	< 35	0	< 487	0
CD8	> 51	1	> 1234	3
	43 - 51	51	650 - 1234	25
	< 43	0	< 650	0
CD19	> 10	0		
	2 - 10	36		
	< 2	2		
CD56+16	> 9	0		
	2 - 9	28		
	< 2	0		
CD3 Average	> 92	2		
	83 - 92	46		
	< 83	0		
CD56	1 - 5	8		
CD16	4 - 4	2		

### Hematology Results

Hematology Parameter	Range	No.
WBC	> 6682	2
	5338 - 6682	26
	< 5338	2
% Lymphs	> 45	3
	20 - 45	27
	< 20	0
Absolute Lymphs	> 2759	1
	1186 - 2759	29
	< 1186	0

## Donor Number 16 - Donor Status: HIV-antibody Positive

Cell Marker	Percentage Results		Absolute Counts	
	Range	No.	Range	No.
CD45	> 100	1		
	92 - 100	31		
	< 92	0		
CD14	> 3	0		
	0 - 3	30		
	< 0	0		
CD4	> 40	0	> 1039	1
	32 - 40	51	473 - 1039	29
	< 32	1	< 473	0
CD8	> 45	0	> 1144	1
	37 - 45	48	561 - 1144	29
	< 37	2	< 561	0
CD19	> 15	0		
	7 - 15	40		
	< 7	0		
CD56+16	> 14	2		
	6 - 14	26		
	< 6	2		
CD3 Average	> 83	0		
	73 - 83	36		
	< 73	0		
CD56	6 - 12	16		
CD16	11 - 13	4		

### Hematology Results

Hematology Parameter	Range	No.
WBC	> 8985	2
	7639 - 8985	24
	< 7639	0
% Lymphs	> 38	0
	13 - 38	26
	< 13	0
Absolute Lymphs	> 2914	1
	1337 - 2914	25
	< 1337	0



# Participant Laboratory Results for the September 1997 Shipment

## Donor Number 17 - Donor Status: HIV-antibody Positive

Cell Marker	Percentage Results		Absolute Counts	
	Range	No.	Range	No.
CD45	> 100	0		
	93 - 100	39		
	< 93	0		
CD14	> 3	0		
	0 - 3	37		
	< 0	0		
CD4	> 40	3	> 1187	2
	32 - 40	45	618 - 1187	21
	< 32	1	< 618	0
CD8	> 45	1	> 1344	1
	36 - 45	47	758 - 1344	22
	< 36	1	< 758	0
CD19	> 14	2		
	6 - 14	34		
	< 6	2		
CD56+16	> 12	4		
	5 - 12	22		
	< 5	0		
CD3 Average	> 85	0		
	75 - 85	40		
	< 75	1		
CD56	1 - 17	14		
CD16	11 - 11	2		

### Hematology Results

Hematology Parameter	Range	No.
WBC	> 7640	0
	6286 - 7640	20
	< 6286	0
% Lymphs	> 50	1
	25 - 50	19
	< 25	0
Absolute Lymphs	> 3265	0
	1680 - 3265	20
	< 1680	0

## Donor Number 18 - Donor Status: HIV-antibody Positive

Cell Marker	Percentage Results		Absolute Counts	
	Range	No.	Range	No.
CD45	> 100	0		
	93 - 100	38		
	< 93	2		
CD14	> 3	4		
	0 - 3	36		
	< 0	0		
CD4	> 35	0	> 1011	0
	27 - 35	52	446 - 1011	36
	< 27	0	< 446	0
CD8	> 50	3	> 1384	2
	42 - 50	48	803 - 1384	34
	< 42	1	< 803	0
CD19	> 17	1		
	10 - 17	35		
	< 10	2		
CD56+16	> 12	0		
	5 - 12	30		
	< 5	0		
CD3 Average	> 82	4		
	73 - 82	38		
	< 73	2		
CD56	5 - 8	4		
CD16	6 - 15	8		

### Hematology Results

Hematology Parameter	Range	No.
WBC	> 6442	0
	5102 - 6442	34
	< 5102	0
% Lymphs	> 53	0
	29 - 53	34
	< 29	0
Absolute Lymphs	> 3152	0
	1582 - 3152	34
	< 1582	0

# Participant Laboratory Results for the September 1997 Shipment

## Donor Number 19 - Donor Status: HIV-antibody Positive

Cell Marker	Percentage Results		Absolute Counts	
	Range	No.	Range	No.
CD45	> 100	0		
	93 - 100	32		
	< 93	0		
CD14	> 3	0		
	0 - 3	30		
	< 0	0		
CD4	> 9	0	> 467	1
	1 - 9	49	0 - 467	30
	< 1	0	< 0	0
CD8	> 65	1	> 2403	4
	56 - 65	46	1819 - 2403	25
	< 56	1	< 1819	2
CD19	> 14	0		
	7 - 14	37		
	< 7	0		
CD56+16	> 23	1		
	16 - 23	24		
	< 16	1		
CD3 Average	> 75	1		
	65 - 75	36		
	< 65	1		
CD56	4 - 19	12		
CD16	16 - 20	6		

### Hematology Results

Hematology Parameter	Range	No.
WBC	> 7846	0
	6500 - 7846	26
	< 6500	0
% Lymphs	> 63	3
	39 - 63	23
	< 39	0
Absolute Lymphs	> 4407	3
	2828 - 4407	23
	< 2828	0

## Donor Number 20 - Donor Status: HIV-antibody Positive

Cell Marker	Percentage Results		Absolute Counts	
	Range	No.	Range	No.
CD45	> 100	1		
	90 - 100	33		
	< 90	7		
CD14	> 3	1		
	0 - 3	38		
	< 0	0		
CD4	> 17	1	> 551	0
	9 - 17	48	0 - 551	23
	< 9	0	< 0	0
CD8	> 67	4	> 1595	3
	58 - 67	40	1008 - 1595	18
	< 58	6	< 1008	2
CD19	> 21	2		
	13 - 21	28		
	< 13	4		
CD56+16	> 6	2		
	0 - 6	23		
	< 0	0		
CD3 Average	> 82	3		
	72 - 82	33		
	< 72	3		
CD56	1 - 73	13		
CD16	1 - 5	3		

### Hematology Results

Hematology Parameter	Range	No.
WBC	> 7323	1
	5963 - 7323	14
	< 5963	2
% Lymphs	> 45	0
	21 - 45	17
	< 21	0
Absolute Lymphs	> 3001	0
	1409 - 3001	17
	< 1409	0

# Participant Laboratory Results for the September 1997 Shipment

## Donor Number 21 - Donor Status: HIV-antibody Positive

Cell Marker	Percentage Results		Absolute Counts	
	Range	No.	Range	No.
CD45	> 100	0		
	93 - 100	37		
	< 93	1		
CD14	> 3	2		
	0 - 3	35		
	< 0	0		
CD4	> 16	0	> 525	0
	8 - 16	52	0 - 525	33
	< 8	0	< 0	0
CD8	> 78	1	> 1777	1
	69 - 78	51	1194 - 1777	30
	< 69	0	< 1194	1
CD19	> 8	0		
	0 - 8	38		
	< 0	0		
CD56+16	> 11	0		
	4 - 11	29		
	< 4	0		
CD3 Average	> 92	1		
	83 - 92	45		
	< 83	0		
CD56	4 - 8	6		
CD16	0 - 6	5		

### Hematology Results

Hematology Parameter	Range	No.
WBC	> 4299	1
	2957 - 4299	31
	< 2957	0
% Lymphs	> 67	0
	43 - 67	32
	< 43	0
Absolute Lymphs	> 2803	0
	1231 - 2803	32
	< 1231	0

## Donor Number 22 - Donor Status: HIV-antibody Negative

Cell Marker	Percentage Results		Absolute Counts	
	Range	No.	Range	No.
CD45	> 100	0		
	93 - 100	67		
	< 93	2		
CD14	> 3	2		
	0 - 3	65		
	< 0	0		
CD4	> 49	2	> 1099	10
	41 - 49	95	537 - 1099	53
	< 41	4	< 537	1
CD8	> 36	1	> 880	7
	27 - 36	98	302 - 880	56
	< 27	1	< 302	0
CD19	> 9	1		
	2 - 9	73		
	< 2	1		
CD56+16	> 16	4		
	9 - 16	50		
	< 9	1		
CD3 Average	> 86	1		
	76 - 86	80		
	< 76	3		
CD56	5 - 14	18		
CD16	7 - 20	11		

### Hematology Results

Hematology Parameter	Range	No.
WBC	> 7330	1
	5997 - 7330	52
	< 5997	5
% Lymphs	> 40	8
	16 - 40	50
	< 16	0
Absolute Lymphs	> 2697	8
	1136 - 2697	49
	< 1136	1

# Participant Laboratory Results for the September 1997 Shipment

## Donor Number 23 - Donor Status: HIV-antibody Negative

Cell Marker	Percentage Results		Absolute Counts	
	Range	No.	Range	No.
CD45	> 100	1		
	93 - 100	73		
	< 93	0		
CD14	> 3	0		
	0 - 3	71		
	< 0	0		
CD4	> 36	6	> 914	2
	28 - 36	93	351 - 914	53
	< 28	0	< 351	0
CD8	> 35	5	> 906	3
	27 - 35	92	327 - 906	52
	< 27	2	< 327	0
CD19	> 18	1		
	11 - 18	66		
	< 11	5		
CD56+16	> 15	4		
	8 - 15	45		
	< 8	3		
CD3 Average	> 77	5		
	67 - 77	72		
	< 67	1		
CD56	5 - 73	25		
CD16	9 - 12	9		

### Hematology Results

Hematology Parameter	Range	No.
WBC	> 5536	0
	4200 - 5536	42
	< 4200	2
% Lymphs	> 53	4
	29 - 53	40
	< 29	0
Absolute Lymphs	> 2732	2
	1167 - 2732	42
	< 1167	0

## Donor Number 24 - Donor Status: HIV-antibody Negative

Cell Marker	Percentage Results		Absolute Counts	
	Range	No.	Range	No.
CD45	> 100	0		
	92 - 100	77		
	< 92	2		
CD14	> 3	2		
	0 - 3	74		
	< 0	0		
CD4	> 56	3	> 1374	12
	48 - 56	96	812 - 1374	42
	< 48	2	< 812	2
CD8	> 23	0	> 721	4
	14 - 23	102	143 - 721	51
	< 14	0	< 143	0
CD19	> 17	1		
	9 - 17	68		
	< 9	2		
CD56+16	> 16	2		
	9 - 16	51		
	< 9	1		
CD3 Average	> 77	1		
	67 - 77	82		
	< 67	2		
CD56	1 - 75	19		
CD16	6 - 15	8		

### Hematology Results

Hematology Parameter	Range	No.
WBC	> 7290	1
	5956 - 7290	47
	< 5956	1
% Lymphs	> 45	8
	21 - 45	41
	< 21	0
Absolute Lymphs	> 2912	7
	1347 - 2912	42
	< 1347	0