

# **BALANCES OF BUDGET AUTHORITY**

## **Budget for Fiscal Year 2002**

Budget Review and Concepts Division  
Budget Concepts Branch

# TABLE OF CONTENTS

---

|   | <b>Page</b> |
|---|-------------|
| <b>NARRATIVE</b>  |             |
| Balances of Budget Authority Budget for Fiscal Year 2002.....     | 1           |
| Bridges from Balances of Budget Authority to Cash Balances .....  | 69          |
| Credit Reform - Financing Accounts with Unobligated Balances..... | 73          |

|  |   |
|--|---|
| <b>CHARTS</b>  |   |
| Chart 1. Total Unexpended Balances.....  | 2 |
| Chart 2. Unobligated Balances, Federal Funds vs Trust Funds.....   | 3 |
| Chart 3. Federal Fund Unobligated Balances: Critical Financial Reserves, Capital and Other Programs..... | 4 |

|  |    |
|--|----|
| <b>TABLES</b>                                      |    |
| <b>Federal and Trust Fund</b>                      |    |
| Table 1. Summary of Unexpended Balances.....       | 10 |
| Table 2. Total Unexpended Balances, by Agency..... | 11 |

|   |    |
|---|----|
| <b>Federal Funds</b>  |    |
| Table 3. Federal Fund Obligated Balances, by Agency.....    | 13 |
| Table 4. Federal Fund Unobligated Balances, by Agency ..... | 14 |

|   |    |
|---|----|
| Table 5. Federal Fund Unobligated Balances, by Agency and Program, Detail ..... | 15 |
| Table 6. Federal Fund Unavailable Collections, by Agency .....                  | 61 |

**Trust Funds**

|  |    |
|--|----|
| Table 7. Trust Fund Obligated Balances, by Agency.....         | 63 |
| Table 8. Trust Fund Obligated Balances, by Major Funds .....   | 64 |
| Table 9. Trust Fund Unobligated Balances, by Agency .....      | 65 |
| Table 10. Trust Fund Unobligated Balances, by Major Funds..... | 66 |
| Table 11. Trust Fund Unavailable Collections, by Agency .....  | 67 |

**Bridge from Balances of Budget Authority to Cash Balances**

|   |    |
|---|----|
| Table 12. Federal Fund Bridge from Balances of Budget Authority to Cash Balances..... | 70 |
| Table 13. Trust Fund Bridge from Balances of Budget Authority to Cash Balances.....   | 71 |

**Credit Reform Financing Accounts**

|   |    |
|---|----|
| Table 14. Credit Reform Financing Accounts..... | 74 |
|---|----|

## GENERAL NOTES

---

- , All years in the tables are fiscal years.
- , Because of rounding, the detailed amounts in tables and charts may not add to the totals.
- , Data for the off-budget Postal Service Fund (a Federal fund) and the two off-budget social security trust funds (Federal Old-Age and Survivors Insurance (OASI) and Federal Disability Insurance (DI)) are included in this report.
- , Data for the non-budgetary Credit Reform financing accounts are included in a separate table in this report.

This report is available on the Internet at the <http://www.gpo.gov/usbudget/index.html>

Also, this report is available for purchase from the:

National Technical Information Service (NTIS)

ATTN: Document Sales

5285 Port Royal Road

Springfield, VA 22161

or call:

(703) 605-6000

1-800-553-6847

**NTIS Home Page:** <http://www.ntis.gov>

---

**BUDGET REVIEW AND CONCEPTS DIVISION, BUDGET CONCEPTS BRANCH**

---

# BALANCES OF BUDGET AUTHORITY

## Budget for Fiscal Year 2002

---

Government agencies are permitted to enter into obligations that result in immediate or future outlays only when they have been granted authority to do so by law. This authority is recorded as budget authority in the year that it first becomes available. Not all budget authority enacted for a fiscal year results in obligations and outlays in the same year. This analysis presents information on the unexpended balances of budget authority for the end of 2000, 2001, and 2002 as shown in the 2002 budget.

**Unexpended balances** of budget authority are the sum of obligated and unobligated balances.

- , **Unobligated balances** are the amounts of budget authority that have not yet been obligated.
- , **Obligated balances** are the amounts of obligations already incurred (for example, contracts signed) for which payment has not yet been made but for which payments will be required. Obligated balances are defined in law as net of accounts receivable and unfilled customer orders.

Unobligated balances of budget authority (appropriations, contract authority, authority to borrow and spending authority from offsetting collections) are carried forward from one year to the next only when authority to incur obligations in a succeeding period is specifically provided in law. Amounts that are obligated are carried as obligated balances until the obligations are paid or the authority is canceled.

In the aggregate, unexpended balances are the result of a lag between the time budget authority becomes available (for example, when an appropriation is enacted) and the actual outlay of funds, which usually occurs when Treasury disburses funds in payment of an obligation.

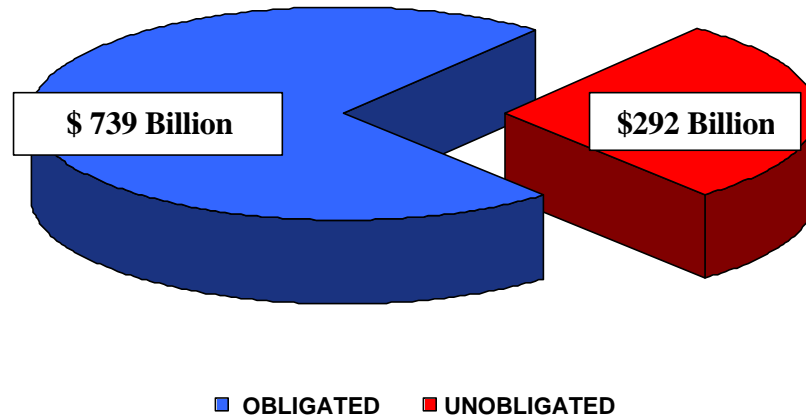
For most Government accounts, the interval between enactment of appropriations, the obligation of funds, and the related outlays is relatively short.

For annual accounts, appropriations are made available for obligation for only one year and any unobligated amounts expire at the end of that fiscal year. However, the obligated, but not yet paid, portions of the expired annual appropriations are normally carried forward for five years during which the balances are not available for new obligations but are available to pay old bills. After the five expired years, the balances are permanently canceled.

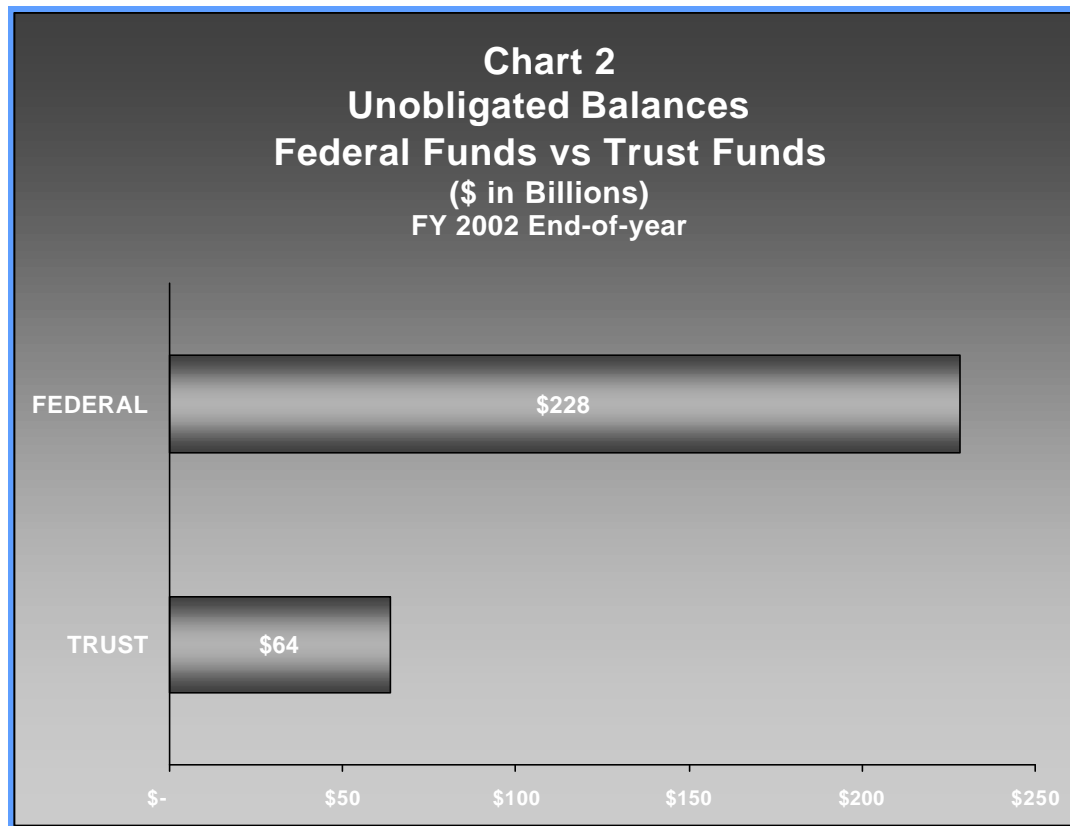
For multi-year accounts, appropriations are made available for a specified number of years and for no-year accounts, appropriations are made available until the objectives of the program have been achieved. It is in these instances that unobligated balances are carried forward and available for obligation. When the budget authority of multi-year funds expire, the obligated, but not yet paid, portions are carried forward for five fiscal years after which the balances are permanently canceled. No-year authority may be canceled by the head of the agency or the President if the purposes for which the funds were provided have been carried out and there has been no disbursement from the authority for two fiscal years. To the extent that balances have been canceled, old bills can be paid from up to one percent of the balances in any unexpired account available for the same purpose as the canceled accounts.

Total unexpended balances are estimated to exceed a trillion dollars by the end of 2002. Review Table 1, Summary of Unexpended Balances on page 10 for a distribution between Federal and Trust funds for fiscal years 2000, 2001, and 2002. For a distribution of unexpended balances by agency, review Table 2, Total Unexpended Balances by Agency on page 11. As Chart 1 indicates, 72% will be obligated to pay for such things as grants awarded, supplies ordered and services received by the end of 2002.

**Chart 1**  
**Total Unexpended**  
**Balances**  
**FY 2002 End-of-Year**



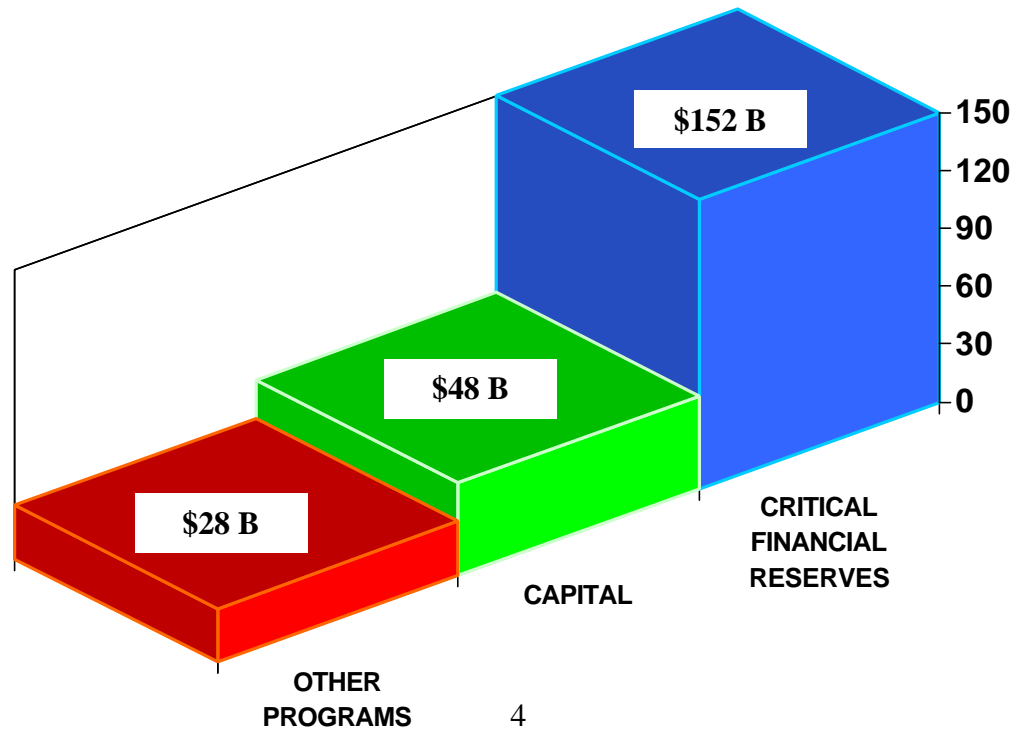
Of the trillion dollars in unexpended balances, \$292 billion will be unobligated balances. As Chart 2 shows, \$64 billion, which represents 22% of the unobligated balances, is earmarked for trust funds.



For more information on trust fund obligated and unobligated balances by agency and major trust funds, see tables 7, 8, 9, and 10, beginning on page 63.

Of the \$228 billion of unobligated balances in Federal fund accounts, nearly 88% will be earmarked for critical financial reserves and capital investments.

**Chart 3**  
**Federal Fund Unobligated Balances**  
**Critical Financial Reserves, Capital and Other Programs**  
FY2002 End-of-year





The categories for Federal funds used in Chart 3 are critical financial reserves, capital, and other programs. Each is explained in the pages that follow.

### **CRITICAL FINANCIAL RESERVES**

The following unobligated balances are classified as critical financial reserves:

- international monetary programs;
- insurance and other programs; and
- credit liquidating accounts.

International Monetary Programs -- These reserves are used to automatically fund U.S. balance of payment financing needs and for intervening in the foreign exchange market on behalf of the U.S. dollar.

The unobligated balances in the U.S. Quota accounts represent amounts that have been transferred from the Treasury and deposited with the International Monetary Fund (IMF) for the U.S. share of its quota to the IMF, in return for international monetary reserves denominated in Special Drawing Rights (SDRs). These reserves are held at the IMF. This is somewhat akin to moving balances from one checking account to another, both of which are owned by the U.S.

Other SDR denominated assets appear as unobligated balances in the Exchange Stabilization Fund (ESF). These SDRs are used in transactions with other members of the IMF in settlement of their obligations to the Fund. The Secretary of the Treasury is also authorized to use the dollar and foreign currency assets of the ESF to intervene in the foreign exchange market on behalf of the U.S. dollar. The principal sources of the ESF's income have been profits on foreign exchange transactions, interest on foreign exchange swap transactions, and interest on investments held by the fund. The estimated balances in the ESF are subject to considerable variances, as the amount and composition of assets and the interest rate earned on investments can change dramatically.

Insurance and Other Programs -- The Federal Government provides insurance in certain areas (notably deposit insurance, pension guarantees, and emergencies) and conducts other programs where there is a natural lag between the time funds are collected and provided and the time funds are needed. For these kinds of programs, appropriations and other budget authority provide for contingency backup, reserves, and debt redemption or funding sources pending sequential events, such as negotiations with other countries and certification by Congress. The unobligated balances are carried forward to the extent such authority is not used or expires under the terms of the appropriations.

Credit Liquidating Accounts -- Pursuant to the Federal Credit Reform Act of 1990, the cash flows associated with pre-1992 direct loan obligations and loan guarantee commitments are reported on a cash basis in *liquidating* accounts. Normally at the end of each year, the balances in credit liquidating accounts are returned to the Treasury because the amounts can only be used to liquidate obligations incurred in the year the amounts are collected. The balances that remain are reserves needed to pay claims should there be default on a loan that was guaranteed before the end of 1991.

## **CAPITAL**

The following types of Federal unobligated balances are classified as capital investments:

- major procurement and construction programs; and
- other revolving funds.

Major Procurement and Construction Programs -- Budget authority for most major procurement and construction projects covers the entire cost estimated when the projects are initiated, even though work will take place and outlays will be made over a period extending beyond the year for which the budget authority is enacted. For these projects, the unobligated balances are needed to complete the project or program. Also, these balances reflect the long lead times required for such procurement. Real property projects in this category involve direct Federal Government land acquisition and improvement, and construction of facilities, which become capital assets.

Other Revolving Funds -- There are other revolving fund balances that do not meet the criteria established for the previous categories. These funds provide goods and services to other Federal Government accounts or to the public. The balances in these funds are maintained as working capital to keep the fund revolving.

## **OTHER PROGRAMS**

The final 2.6% of unobligated balances are classified as other programs because they do not fit either of the other categories or represent a category on their own. This category, which is estimated at \$28 billion for 2002 includes:

- \$5.8 billion for research and development programs;
- \$4.5 billion for programs with forward or advance funding;
- \$5.3 billion for subsidized housing programs, that include public and Indian housing (i.e. housing certificate funds) and housing programs (i.e. other assisted housing programs and Nehemiah housing opportunity funds), and

- \$12.0 billion for other miscellaneous programs.

Research and Development Programs -- To a large extent, this category includes balances associated with programs authorized to develop, design, test, and evaluate weapons systems and related equipment. It also includes balances attributable to research and development programs concerned with the following: spaceflight; domestic energy sources; and physical, biomedical, and environmental sciences. Multi-year appropriations of budget authority are frequently provided, and balances occur in these programs, because in some cases it is difficult to precisely determine the time or resources required to meet program objectives.

Forward Funded and Advance Funded Programs --

Forward funding: Budget authority that is made available for obligation beginning in the last quarter of the fiscal year for the financing of on-going grant programs during the next fiscal year. The budget authority for such programs is included in the budget totals for the year in which it is appropriated. This type of funding is often used for education, training, and employment programs so that obligation grants can be made prior to the beginning of the next school year.

Advance funding: Budget authority that is charged to the appropriation for the year following the year in which obligation are incurred. Advance funding is used to meet higher than anticipated benefit payments in the last quarter of a fiscal year that are in excess of the amount appropriated for the year. This approach avoids supplemental requests late in the fiscal year.

The Appendix to the Budget of the United States Government contains more information on forward funded and advance funding programs.

Subsidized Housing Programs -- These represent commitments that are not yet legal obligations from pre-1998 budgets. The practice up to that time was to fund large portions of the subsidized housing programs for the Government's estimated obligation to pay subsidies under contracts that extended for periods up to 40 years. As contracts to fulfill the commitments are signed, the amounts will become part of the obligated balances.

Other Miscellaneous Programs – As noted above there is \$12 Billion in unobligated balances in the other miscellaneous programs. These include:

- ◆ \$1.4 billion for HHS Children and Families Services Programs;
- ◆ \$1.0 billion for Labor, Employment Standards Administration: Special Benefits;
- ◆ \$1.0 billion for DoD – Military, Foreign Currency Fluctuations.

For more detail on the \$12.0 billion classified as ~~Other~~ miscellaneous programs@see Table 5, Federal Fund Unobligated Balances, by Agency and Program, which begins on page 15.

---

---

# **FEDERAL AND TRUST FUNDS**

---

---

TABLE 1

## SUMMARY OF UNEXPENDED BALANCES

(In millions of dollars)

| Description                                 | Balances, end of year |                  |                  |
|---|-----------------------|------------------|------------------|
|   | 2000<br>actual        | 2001<br>estimate | 2002<br>estimate |
| Federal funds:                              |                       |                  |                  |
| Obligated balances.....                     | 537,666               | 581,972          | 603,968          |
| Unobligated balances.....                   | 253,223               | 220,611          | 227,661          |
| Total Federal fund unexpended balances..... | <u>790,889</u>        | <u>802,583</u>   | <u>831,629</u>   |
| Trust funds:                                |                       |                  |                  |
| Obligated balances.....                     | 121,695               | 129,630          | 134,741          |
| Unobligated balances.....                   | 54,864                | 59,273           | 64,544           |
| Total trust fund unexpended balances.....   | <u>176,559</u>        | <u>188,903</u>   | <u>199,285</u>   |
| Total Federal and trust funds:              |                       |                  |                  |
| Obligated balances.....                     | 659,361               | 711,602          | 738,709          |
| Unobligated balances.....                   | 308,087               | 279,884          | 292,205          |
| Total unexpended balances.....              | <u>967,448</u>        | <u>991,486</u>   | <u>1,030,914</u> |

TABLE 2

## TOTAL UNEXPENDED BALANCES, BY AGENCY

(In millions of dollars)

| Department or other unit                      | Start 2000     |                  | End 2000/<br>Start 2001 |                  | End 2001/<br>Start 2002 |                  | End 2002       |                  |
|---|----------------|------------------|-------------------------|------------------|-------------------------|------------------|----------------|------------------|
|   | obli-<br>gated | unobli-<br>gated | obli-<br>gated          | unobli-<br>gated | obli-<br>gated          | unobli-<br>gated | obli-<br>gated | unobli-<br>gated |
| Legislative Branch                            | 493            | 1,849            | 534                     | 1,674            | 526                     | 1,690            | 578            | 1,684            |
| Judicial Branch                               | 511            | 665              | 441                     | 733              | 651                     | 617              | 853            | 575              |
| Department of Agriculture                     | 15,166         | 5,855            | 19,793                  | 5,575            | 22,076                  | 5,316            | 18,393         | 5,039            |
| Department of Commerce                        | 3,693          | 766              | 4,183                   | 1,174            | 4,665                   | 328              | 4,519          | 68               |
| Department of Defense--Military               | 147,139        | 32,271           | 146,857                 | 36,635           | 160,905                 | 33,905           | 168,747        | 34,353           |
| Department of Education                       | 26,761         | 10,874           | 27,056                  | 4,895            | 30,751                  | 4,131            | 49,584         | 3,437            |
| Department of Energy                          | 8,029          | 2,830            | 8,316                   | 2,865            | 9,682                   | 2,198            | 9,603          | 2,092            |
| Department of Health and Human Services       | 56,065         | 7,598            | 65,492                  | 4,397            | 71,852                  | 1,835            | 74,826         | 2,782            |
| Department of Housing and Urban Development   | 107,294        | 36,472           | 97,543                  | 37,905           | 98,536                  | 22,629           | 94,433         | 29,770           |
| Department of the Interior                    | 3,279          | 3,658            | 3,630                   | 3,184            | 4,314                   | 3,183            | 4,286          | 3,397            |
| Department of Justice                         | 14,305         | 3,652            | 14,135                  | 2,745            | 16,724                  | 1,200            | 16,097         | 1,103            |
| Department of Labor                           | 9,305          | 12,087           | 8,079                   | 12,686           | 7,888                   | 13,800           | 8,055          | 16,022           |
| Department of State                           | 2,974          | 2,219            | 4,180                   | 2,501            | 4,254                   | 1,186            | 4,397          | 968              |
| Department of Transportation                  | 52,496         | 25,119           | 56,107                  | 30,078           | 64,210                  | 32,343           | 68,571         | 35,054           |
| Department of the Treasury                    | 18,314         | 29,113           | 18,010                  | 25,036           | 18,981                  | 24,067           | 18,930         | 25,321           |
| Department of Veterans Affairs                | 7,055          | 3,093            | 5,368                   | 2,869            | 8,392                   | 1,790            | 9,021          | 1,293            |
| Corps of Engineers                            | 430            | 2,094            | 675                     | 1,649            | 839                     | 1,478            | 599            | 1,294            |
| Other Defense Civil Programs                  | 2,820          | 105              | 2,922                   | 121              | 3,046                   | 118              | 3,159          | 120              |
| Environmental Protection Agency               | 11,446         | 2,084            | 11,491                  | 2,085            | 13,685                  | ---              | 13,178         | 37               |
| Executive Office of the President             | 42             | 16               | 33                      | 21               | 42                      | 19               | 48             | 13               |
| Federal Emergency Management Agency           | 7,337          | 1,209            | 6,154                   | 2,499            | 6,398                   | 1,280            | 6,237          | 139              |
| General Services Administration               | 466            | 3,545            | -46                     | 3,894            | 361                     | 3,232            | 1,272          | 2,636            |
| International Assistance Programs             | 65,279         | 42,325           | 71,052                  | 38,548           | 73,040                  | 36,517           | 72,779         | 36,404           |
| National Aeronautics and Space Administration | 5,254          | 748              | 5,497                   | 616              | 5,884                   | 710              | 6,024          | 835              |
| National Science Foundation                   | 4,218          | 110              | 4,644                   | 160              | 5,247                   | 152              | 5,536          | 152              |
| Office of Personnel Management                | 5,943          | 24,616           | 6,303                   | 26,069           | 6,682                   | 28,003           | 6,912          | 30,459           |
| Small Business Administration                 | 1,073          | 503              | 1,099                   | 642              | 960                     | 112              | 765            | 68               |
| Social Security Administration                | 38,801         | 62               | 41,380                  | 78               | 43,111                  | 2,772            | 44,880         | 333              |
| Other Independent Agencies                    | 30,045         | 52,877           | 28,433                  | 56,753           | 27,900                  | 55,273           | 26,427         | 56,757           |
| TOTAL.....                                    | 646,033        | 308,415          | 659,361                 | 308,087          | 711,602                 | 279,884          | 738,709        | 292,205          |
| MEMORANDUM                                    |                |                  |                         |                  |                         |                  |                |                  |
| Federal funds.....                            | 530,937        | 258,678          | 537,666                 | 253,223          | 581,972                 | 220,611          | 603,968        | 227,661          |
| Trust funds.....                              | 115,096        | 49,737           | 121,695                 | 54,864           | 129,630                 | 59,273           | 134,741        | 64,544           |

# **FEDERAL FUNDS**



TABLE 3

## FEDERAL FUND OBLIGATED BALANCES, BY AGENCY

(In millions of dollars)

| Department or other unit                      | Balances, end of year |                  |                  |
|---|-----------------------|------------------|------------------|
|   | 2000<br>actual        | 2001<br>estimate | 2002<br>estimate |
| Legislative Branch                            | 532                   | 514              | 552              |
| Judicial Branch                               | 441                   | 651              | 853              |
| Department of Agriculture                     | 19,510                | 21,667           | 17,916           |
| Department of Commerce                        | 4,183                 | 4,665            | 4,519            |
| Department of Defense--Military               | 146,349               | 160,426          | 168,265          |
| Department of Education                       | 27,056                | 30,751           | 49,584           |
| Department of Energy                          | 8,311                 | 9,677            | 9,598            |
| Department of Health and Human Services       | 64,432                | 71,064           | 74,039           |
| Department of Housing and Urban Development   | 97,543                | 98,536           | 94,430           |
| Department of the Interior                    | 3,292                 | 3,943            | 3,844            |
| Department of Justice                         | 14,119                | 16,702           | 16,079           |
| Department of Labor                           | 7,335                 | 7,120            | 7,287            |
| Department of State                           | 4,170                 | 4,245            | 4,388            |
| Department of Transportation                  | 11,207                | 14,408           | 15,976           |
| Department of the Treasury                    | 17,947                | 18,902           | 18,852           |
| Department of Veterans Affairs                | 3,708                 | 6,726            | 7,346            |
| Corps of Engineers                            | 480                   | 564              | 370              |
| Other Defense Civil Programs                  | 18                    | 27               | 27               |
| Environmental Protection Agency               | 9,243                 | 11,048           | 10,569           |
| Executive Office of the President             | 33                    | 42               | 48               |
| Federal Emergency Management Agency           | 6,154                 | 6,398            | 6,237            |
| General Services Administration               | -46                   | 361              | 1,272            |
| International Assistance Programs             | 51,824                | 53,351           | 52,922           |
| National Aeronautics and Space Administration | 5,497                 | 5,884            | 6,024            |
| National Science Foundation                   | 4,635                 | 5,238            | 5,527            |
| Office of Personnel Management                | 427                   | 464              | 488              |
| Small Business Administration                 | 1,099                 | 960              | 765              |
| Social Security Administration                | 555                   | 559              | 603              |
| Other Independent Agencies                    | 27,612                | 27,079           | 25,588           |
| TOTAL.....                                    | 537,666               | 581,972          | 603,968          |

TABLE 4

## FEDERAL FUND UNOBLIGATED BALANCES, BY AGENCY

(In millions of dollars)

| Department or other unit                      | Balances, end of year |                  |                  |
|---|-----------------------|------------------|------------------|
|   | 2000<br>actual        | 2001<br>estimate | 2002<br>estimate |
| Legislative Branch                            | 1,581                 | 1,589            | 1,605            |
| Judicial Branch                               | 236                   | 84               | 9                |
| Department of Agriculture                     | 5,348                 | 5,137            | 4,904            |
| Department of Commerce                        | 1,168                 | 328              | 68               |
| Department of Defense--Military               | 36,464                | 33,817           | 34,279           |
| Department of Education                       | 4,895                 | 4,131            | 3,437            |
| Department of Energy                          | 2,865                 | 2,198            | 2,092            |
| Department of Health and Human Services       | 4,307                 | 1,530            | 2,721            |
| Department of Housing and Urban Development   | 37,905                | 22,629           | 29,770           |
| Department of the Interior                    | 3,010                 | 3,080            | 3,327            |
| Department of Justice                         | 2,654                 | 1,108            | 1,010            |
| Department of Labor                           | 12,625                | 13,734           | 15,952           |
| Department of State                           | 2,494                 | 1,179            | 961              |
| Department of Transportation                  | 4,536                 | 3,790            | 3,376            |
| Department of the Treasury                    | 24,771                | 23,794           | 25,035           |
| Department of Veterans Affairs                | 2,722                 | 1,652            | 1,161            |
| Corps of Engineers                            | 1,503                 | 1,412            | 1,190            |
| Other Defense Civil Programs                  | 15                    | 13               | 13               |
| Environmental Protection Agency               | 1,573                 | ---              | 37               |
| Executive Office of the President             | 21                    | 19               | 13               |
| Federal Emergency Management Agency           | 2,497                 | 1,278            | 137              |
| General Services Administration               | 3,894                 | 3,232            | 2,636            |
| International Assistance Programs             | 38,542                | 36,512           | 36,399           |
| National Aeronautics and Space Administration | 616                   | 710              | 835              |
| National Science Foundation                   | 139                   | 131              | 131              |
| Office of Personnel Management                | 62                    | 48               | 48               |
| Small Business Administration                 | 642                   | 112              | 68               |
| Social Security Administration                | 78                    | 2,772            | 333              |
| Other Independent Agencies                    | 56,060                | 54,592           | 56,114           |
| TOTAL.....                                    | 253,223               | 220,611          | 227,661          |

TABLE 5

## FEDERAL FUND UNOBLIGATED BALANCES, BY AGENCY and PROGRAM

(In millions of dollars)

| Program  | Balances, end of year |                  |                  |
|--|-----------------------|------------------|------------------|
|  | 2000<br>actual        | 2001<br>estimate | 2002<br>estimate |
| AGENCY: <u>Legislative Branch</u>                                |                       |                  |                  |
| CAPITAL  |                       |                  |                  |
| PROCUREMENT AND CONSTRUCTION PROGRAMS                            |                       |                  |                  |
| Capitol buildings, salaries and expenses                         | 18                    | 14               | 57               |
| Capitol grounds  | 12                    | 5                | 2                |
| Senate office buildings  | 20                    | 20               | 12               |
| House office buildings   | 16                    | 14               | 15               |
| Capitol power plant  | 6                     | 3                | 1                |
| Library buildings and grounds, structural and mechanical care    | 11                    | 13               | 13               |
| Judiciary office building development and operations fund        | 474                   | 474              | 474              |
| PROCUREMENT AND CONSTRUCTION PROGRAMS Subtotal.....              | 557                   | 543              | 574              |
| OTHER REVOLVING FUNDS  |                       |                  |                  |
| Senate revolving funds   | 5                     | 6                | 6                |
| House revolving funds  | 9                     | 9                | 9                |
| Cooperative acquisitions program revolving fund                  | 2                     | 2                | 2                |
| Duplication services   | ---                   | ---              | 1                |
| Gift shop, decimal classification, photo duplication, and relate | ---                   | ---              | 2                |
| Fedlink program and Federal research program                     | ---                   | ---              | 2                |
| Government Printing Office revolving fund                        | 89                    | 92               | 94               |
| OTHER REVOLVING FUNDS Subtotal.....                              | 105                   | 109              | 116              |
| TOTAL, CAPITAL.....  | 662                   | 652              | 690              |
| OTHER PROGRAMS   |                       |                  |                  |
| OTHER MISCELLANEOUS PROGRAMS                                     |                       |                  |                  |
| Senators' official personnel and office expense account          | 20                    | 20               | 20               |
| Compensation of members and related administrative expenses      | ---                   | 2                | 2                |
| House of Representatives, Salaries and expenses                  | 116                   | 116              | 116              |
| Congressional use of foreign currency, House of Representatives  | ---                   | 1                | 2                |
| Security enhancements  | 60                    | 20               | 20               |
| Capitol visitor center   | 93                    | 83               | 2                |
| Botanic Garden, Salaries and expenses                            | 2                     | ---              | ---              |
| Salaries and expenses, Library of Congress                       | 8                     | 103              | 83               |
| Copyright Office: Salaries and expenses                          | 4                     | 4                | 4                |
| Furniture and furnishings  | 2                     | 2                | 2                |
| Payments to copyright owners                                     | 610                   | 583              | 661              |

TABLE 5

## FEDERAL FUND UNOBLIGATED BALANCES, BY AGENCY and PROGRAM

(In millions of dollars)

| Program   | Balances, end of year |                  |                  |
|---|-----------------------|------------------|------------------|
|   | 2000<br>actual        | 2001<br>estimate | 2002<br>estimate |
| General Accounting Office, Salaries and expenses                  | 1                     | 1                | 1                |
| United States Commission on International Religious Freedom       | 1                     | ---              | ---              |
| Other legislative branch boards and commissions                   | 2                     | 2                | 2                |
| OTHER MISCELLANEOUS PROGRAMS Subtotal.....                        | 919                   | 937              | 915              |
| TOTAL, OTHER PROGRAMS.....  | 919                   | 937              | 915              |
| ** AGENCY TOTAL, ALL PROGRAMS **                                  | 1,581                 | 1,589            | 1,605            |
| <hr/>   |                       |                  |                  |
| AGENCY: <u>Judicial Branch</u>                                    |                       |                  |                  |
| <hr/>   |                       |                  |                  |
| CAPITAL   |                       |                  |                  |
| PROCUREMENT AND CONSTRUCTION PROGRAMS                             |                       |                  |                  |
| Care of the building and grounds                                  | 4                     | 4                | 9                |
| Judiciary information technology fund                             | 54                    | ---              | ---              |
| PROCUREMENT AND CONSTRUCTION PROGRAMS Subtotal.....               | 58                    | 4                | 9                |
| TOTAL, CAPITAL.....   | 58                    | 4                | 9                |
| <br>  |                       |                  |                  |
| OTHER PROGRAMS  |                       |                  |                  |
| OTHER MISCELLANEOUS PROGRAMS                                      |                       |                  |                  |
| Courts of Appeals, District Courts, and other Judicial Services,  | 21                    | ---              | ---              |
| Defender services   | 12                    | ---              | ---              |
| Fees of jurors and commissioners                                  | 9                     | 6                | ---              |
| Court security  | 1                     | ---              | ---              |
| Judiciary filing fees   | 134                   | 74               | ---              |
| United States Sentencing Commission, Salaries and expenses        | 1                     | ---              | ---              |
| OTHER MISCELLANEOUS PROGRAMS Subtotal.....                        | 178                   | 80               | ---              |
| TOTAL, OTHER PROGRAMS.....  | 178                   | 80               | ---              |
| ** AGENCY TOTAL, ALL PROGRAMS **                                  | 236                   | 84               | 9                |
| <hr/>   |                       |                  |                  |
| AGENCY: <u>Department of Agriculture</u>                          |                       |                  |                  |
| <hr/>   |                       |                  |                  |
| CRITICAL FINANCIAL RESERVES                                       |                       |                  |                  |
| CREDIT LIQUIDATING PROGRAMS                                       |                       |                  |                  |
| Agricultural credit insurance fund liquidating account            | 46                    | ---              | ---              |
| Commodity Credit Corporation guaranteed loans liquidating account | ---                   | ---              | ---              |
| Rural communication development fund liquidating account          | 1                     | ---              | ---              |

TABLE 5

## FEDERAL FUND UNOBLIGATED BALANCES, BY AGENCY and PROGRAM

(In millions of dollars)

| Program  | Balances, end of year |                  |                  |
|--|-----------------------|------------------|------------------|
|  | 2000<br>actual        | 2001<br>estimate | 2002<br>estimate |
| Rural telephone bank liquidating account                         | 636                   | 751              | 955              |
| Rural development loan fund liquidating account                  | 1                     | ---              | ---              |
| Expenses, Public Law 480, foreign assistance programs, Agricultu | 77                    | ---              | ---              |
| CREDIT LIQUIDATING PROGRAMS Subtotal.....                        | 761                   | 751              | 955              |
| INSURANCE AND OTHER PROGRAMS                                     |                       |                  |                  |
| Federal crop insurance corporation fund                          | 284                   | 458              | 501              |
| Special supplemental nutrition program for women, infants, and c | 2                     | ---              | ---              |
| INSURANCE AND OTHER PROGRAMS Subtotal.....                       | 286                   | 458              | 501              |
| TOTAL, CRITICAL FINANCIAL RESERVES.....                          | 1,047                 | 1,209            | 1,456            |
| CAPITAL  |                       |                  |                  |
| PROCUREMENT AND CONSTRUCTION PROGRAMS                            |                       |                  |                  |
| Buildings and facilities, Agricultural Research Service          | 109                   | 133              | 114              |
| Buildings and facilities, Animal and Plant Health Inspection Ser | 16                    | 9                | 2                |
| Resource conservation and development                            | 1                     | ---              | ---              |
| Capital improvement and maintenance                              | 119                   | 187              | 254              |
| Management of national forest lands for subsistence uses         | ---                   | ---              | -3               |
| Range betterment fund  | 2                     | 1                | 1                |
| Land acquisition accounts  | 99                    | 47               | 2                |
| PROCUREMENT AND CONSTRUCTION PROGRAMS Subtotal.....              | 346                   | 377              | 370              |
| OTHER REVOLVING FUNDS  |                       |                  |                  |
| Executive Operations, Working capital fund                       | 14                    | 14               | 14               |
| Inspection and weighing services                                 | 6                     | 6                | 6                |
| Farm storage facility loans program account                      | 8                     | ---              | ---              |
| Commodity Credit Corporation fund                                | 1,065                 | 1,385            | 1,385            |
| Forest Service, Working capital fund                             | 99                    | 85               | 73               |
| OTHER REVOLVING FUNDS Subtotal.....                              | 1,192                 | 1,490            | 1,478            |
| TOTAL, CAPITAL.....  | 1,538                 | 1,867            | 1,848            |
| OTHER PROGRAMS   |                       |                  |                  |
| SUBSIDIZED HOUSING PROGRAMS                                      |                       |                  |                  |
| Rental assistance program  | 14                    | ---              | ---              |
| Rural housing assistance grants                                  | 10                    | ---              | ---              |
| Rural housing insurance fund program account                     | 24                    | ---              | ---              |
| SUBSIDIZED HOUSING PROGRAMS Subtotal.....                        | 48                    | ---              | ---              |

TABLE 5

## FEDERAL FUND UNOBLIGATED BALANCES, BY AGENCY and PROGRAM

(In millions of dollars)

| Program  | Balances, end of year |                  |                  |
|--|-----------------------|------------------|------------------|
|  | 2000<br>actual        | 2001<br>estimate | 2002<br>estimate |
| RESEARCH AND DEVELOPMENT PROGRAMS                                |                       |                  |                  |
| Agricultural Research Service, Salaries and expenses             | 6                     | ---              | ---              |
| Research and education activities                                | 67                    | 9                | 9                |
| Buildings and facilities   | 3                     | ---              | ---              |
| Scientific activities overseas (foreign currency program)        | 1                     | 1                | ---              |
| Forest and rangeland research                                    | 5                     | 11               | 10               |
| RESEARCH AND DEVELOPMENT PROGRAMS Subtotal.....                  | 82                    | 21               | 19               |
| OTHER MISCELLANEOUS PROGRAMS                                     |                       |                  |                  |
| Fund for rural America   | 60                    | 60               | 60               |
| Office of the Secretary  | 14                    | 2                | 1                |
| Office of the Chief Information Officer                          | 3                     | ---              | ---              |
| Agriculture buildings and facilities and rental payments         | 16                    | 16               | 16               |
| Hazardous materials management                                   | 1                     | 1                | 1                |
| Extension activities   | 2                     | 2                | 2                |
| Initiative for future agriculture and food systems               | 120                   | 120              | 120              |
| Animal and Plant Health Inspection Service, Salaries and expense | 35                    | 72               | 72               |
| Food Safety and Inspection Service, Salaries and expenses        | 17                    | 17               | 17               |
| Marketing services   | 43                    | 43               | 43               |
| Perishable Agricultural Commodities Act fund                     | 4                     | 32               | 30               |
| Funds for strengthening markets, income, and supply (section 32) | 241                   | 229              | 300              |
| Farm Service Agency, Salaries and expenses                       | 13                    | ---              | ---              |
| Agricultural credit insurance fund program account               | 100                   | ---              | ---              |
| Commodity Credit Corporation export loans program account        | 345                   | 345              | 345              |
| Agricultural conservation program                                | 45                    | 45               | 45               |
| Emergency conservation program                                   | 67                    | 62               | ---              |
| Conservation reserve program                                     | 1                     | ---              | ---              |
| Conservation operations  | 11                    | ---              | ---              |
| Watershed and flood prevention operations                        | 65                    | ---              | ---              |
| Great plains conservation program                                | 3                     | 3                | 3                |
| Colorado river basin salinity control program                    | 1                     | 1                | 1                |
| Wildlife habitat incentives program                              | 1                     | ---              | ---              |
| Forestry incentives program                                      | 3                     | ---              | ---              |
| Rural clean water program  | 5                     | 5                | 5                |
| Rural community advancement program                              | 11                    | 3                | 3                |
| Distance learning and telemedicine program                       | 3                     | ---              | 1                |
| Rural empowerment zones and enterprise community grants          | 13                    | ---              | ---              |
| National Sheep Industry Improvement Center                       | 9                     | 5                | 5                |
| Rural economic development grants                                | 7                     | 4                | 4                |
| Public Law 480 title I ocean freight differential grants         | 85                    | ---              | ---              |
| P.L. 480 program account   | 371                   | ---              | ---              |
| P.L. 480 grants - titles II and III                              | 91                    | ---              | ---              |

TABLE 5

## FEDERAL FUND UNOBLIGATED BALANCES, BY AGENCY and PROGRAM

(In millions of dollars)

| Program   | Balances, end of year |                  |                  |
|---|-----------------------|------------------|------------------|
|   | 2000<br>actual        | 2001<br>estimate | 2002<br>estimate |
| Foreign Agricultural Service, Salaries and expenses             | 25                    | 25               | 25               |
| Food donations programs   | 1                     | ---              | ---              |
| Food stamp program  | 92                    | 263              | 298              |
| Commodity assistance program                                    | 7                     | 5                | ---              |
| Child nutrition programs  | 410                   | 347              | 3                |
| State and private forestry                                      | 17                    | 13               | ---              |
| National forest system  | 27                    | 44               | 27               |
| Southeast Alaska economic disaster fund                         | 12                    | 7                | ---              |
| Wildland fire management  | ---                   | 34               | 68               |
| Forest Service permanent appropriations                         | 236                   | 235              | 86               |
| OTHER MISCELLANEOUS PROGRAMS Subtotal.....                      | 2,633                 | 2,040            | 1,581            |
| TOTAL, OTHER PROGRAMS.....                                      | 2,763                 | 2,061            | 1,600            |
| ** AGENCY TOTAL, ALL PROGRAMS **                                | 5,348                 | 5,137            | 4,904            |
| AGENCY: Department of Commerce                                  |                       |                  |                  |
| CRITICAL FINANCIAL RESERVES                                     |                       |                  |                  |
| CREDIT LIQUIDATING PROGRAMS                                     |                       |                  |                  |
| Federal ship financing fund fishing vessels liquidating account | 24                    | ---              | ---              |
| CREDIT LIQUIDATING PROGRAMS Subtotal.....                       | 24                    | ---              | ---              |
| TOTAL, CRITICAL FINANCIAL RESERVES.....                         | 24                    | ---              | ---              |
| CAPITAL   |                       |                  |                  |
| PROCUREMENT AND CONSTRUCTION PROGRAMS                           |                       |                  |                  |
| Procurement, acquisition and construction                       | 75                    | ---              | ---              |
| Construction of research facilities                             | 26                    | ---              | ---              |
| Information infrastructure grants                               | 1                     | ---              | ---              |
| PROCUREMENT AND CONSTRUCTION PROGRAMS Subtotal.....             | 102                   | ---              | ---              |
| OTHER REVOLVING FUNDS   |                       |                  |                  |
| Departmental Management, Working capital fund                   | 3                     | ---              | ---              |
| Census working capital fund                                     | 9                     | 9                | 9                |
| Economics and statistics administration revolving fund          | 2                     | 2                | 2                |
| Coastal zone management fund                                    | 2                     | ---              | ---              |
| Damage assessment and restoration revolving fund                | 21                    | ---              | ---              |
| NTIS revolving fund   | 7                     | ---              | ---              |
| National Institute of Standards and Technology, Working capital | 61                    | 54               | 53               |
| OTHER REVOLVING FUNDS Subtotal.....                             | 105                   | 65               | 64               |

TABLE 5

## FEDERAL FUND UNOBLIGATED BALANCES, BY AGENCY and PROGRAM

(In millions of dollars)

| Program   | Balances, end of year |                  |                  |
|---|-----------------------|------------------|------------------|
|   | 2000<br>actual        | 2001<br>estimate | 2002<br>estimate |
| TOTAL, CAPITAL.....   | 207                   | 65               | 64               |
| OTHER PROGRAMS  |                       |                  |                  |
| RESEARCH AND DEVELOPMENT PROGRAMS   |                       |                  |                  |
| Operations, research, and facilities  | 133                   | ---              | ---              |
| Promote and develop fishery products and research pertaining to<br>Scientific and technical research and services | 1<br>6                | ---              | ---              |
| RESEARCH AND DEVELOPMENT PROGRAMS Subtotal.....   | 140                   | ---              | ---              |
| OTHER MISCELLANEOUS PROGRAMS  |                       |                  |                  |
| Departmental Management, Salaries and expenses  | 10                    | ---              | ---              |
| Emergency oil and gas guaranteed loan program account   | 124                   | 121              | ---              |
| Emergency steel guaranteed loan program account   | 142                   | 75               | ---              |
| Economic development assistance programs  | 64                    | ---              | ---              |
| Periodic censuses and programs  | 362                   | ---              | ---              |
| Economic and Statistical Analysis, Salaries and expenses  | 1                     | ---              | ---              |
| Operations and administration, International Trade Administratio  | 17                    | ---              | ---              |
| Operations and administration, Export Administration  | 6                     | ---              | ---              |
| Minority business development   | 1                     | ---              | ---              |
| Fishermen's contingency fund  | 1                     | ---              | ---              |
| U.S. Patent and Trademark Office, Salaries and expenses   | 8                     | ---              | ---              |
| Industrial technology services  | 54                    | 67               | 4                |
| National Telecommunications and Information Administration, Sala  | 6                     | ---              | ---              |
| Public telecommunications facilities, planning and construction   | 1                     | ---              | ---              |
| OTHER MISCELLANEOUS PROGRAMS Subtotal.....  | 797                   | 263              | 4                |
| TOTAL, OTHER PROGRAMS.....  | 937                   | 263              | 4                |
| ** AGENCY TOTAL, ALL PROGRAMS **  | 1,168                 | 328              | 68               |

## AGENCY: Department of Defense--Military

## CRITICAL FINANCIAL RESERVES

## INSURANCE AND OTHER PROGRAMS

|  |     |     |     |
|--|-----|-----|-----|
| Disaster relief                              | 2   | 2   | 2   |
| Former Soviet Union threat reduction account | 567 | 499 | 430 |
| Reserve mobilization income insurance fund   | 18  | 5   | 5   |
| INSURANCE AND OTHER PROGRAMS Subtotal.....   | 587 | 506 | 437 |
| TOTAL, CRITICAL FINANCIAL RESERVES.....      | 587 | 506 | 437 |



TABLE 5

## FEDERAL FUND UNOBLIGATED BALANCES, BY AGENCY and PROGRAM

(In millions of dollars)

| Program  | Balances, end of year |                  |                  |
|--|-----------------------|------------------|------------------|
|  | 2000<br>actual        | 2001<br>estimate | 2002<br>estimate |
| CAPITAL  |                       |                  |                  |
| PROCUREMENT AND CONSTRUCTION PROGRAMS                          |                       |                  |                  |
| Operation and maintenance, Navy Reserve                        | 7                     | ---              | ---              |
| Procurement, Defense-wide                                      | 647                   | 727              | 733              |
| National guard and reserve equipment                           | 156                   | 79               | 70               |
| Defense production act purchases                               | 10                    | 2                | 3                |
| Coastal defense augmentation                                   | 1                     | 1                | 1                |
| Chemical agents and munitions destruction, Army                | 53                    | 44               | 42               |
| Procurement, Marine Corps                                      | 310                   | 309              | 312              |
| Aircraft procurement, Navy                                     | 1,605                 | 1,553            | 1,616            |
| Weapons procurement, Navy                                      | 303                   | 376              | 354              |
| Procurement of ammunition, Navy and Marine Corps               | 144                   | 112              | 117              |
| Shipbuilding and conversion, Navy                              | 6,696                 | 7,622            | 7,044            |
| Other procurement, Navy  | 559                   | 511              | 501              |
| Aircraft procurement, Army                                     | 232                   | 261              | 288              |
| Missile procurement, Army                                      | 168                   | 161              | 194              |
| Procurement of weapons and tracked combat vehicles, Army       | 616                   | 671              | 753              |
| Procurement of ammunition, Army                                | 391                   | 381              | 385              |
| Other procurement, Army  | 551                   | 624              | 682              |
| Aircraft procurement, Air Force                                | 1,840                 | 2,384            | 2,519            |
| Procurement of ammunition, Air Force                           | 84                    | 95               | 106              |
| Missile procurement, Air Force                                 | 406                   | 549              | 790              |
| Other procurement, Air Force                                   | 667                   | 832              | 888              |
| Base realignment and closure account                           | 331                   | 560              | 678              |
| Military construction, Defense-wide                            | 530                   | 595              | 653              |
| Foreign currency fluctuations, construction                    | 192                   | 109              | 109              |
| North Atlantic Treaty Organization security investment program | 24                    | 25               | ---              |
| Military construction, Navy                                    | 384                   | 523              | 388              |
| Military construction, Naval Reserve                           | 15                    | 29               | 31               |
| Military construction, Army                                    | 824                   | 910              | 992              |
| Military construction, Army National Guard                     | 152                   | 222              | 265              |
| Military construction, Army Reserve                            | 83                    | 83               | 79               |
| Military construction, Air Force                               | 161                   | 169              | 168              |
| Military construction, Air Force Reserve                       | 6                     | 9                | 9                |
| Military construction, Air National Guard                      | 102                   | 101              | 95               |
| Family housing, Army   | 105                   | 104              | 131              |
| Family housing, Navy and Marine Corps                          | 412                   | 297              | 307              |
| Family housing, Air Force                                      | 162                   | 105              | 110              |
| Family housing, Defense-wide                                   | 1                     | ---              | ---              |
| Army conventional ammunition working capital fund              | 79                    | 75               | 75               |

TABLE 5

## FEDERAL FUND UNOBLIGATED BALANCES, BY AGENCY and PROGRAM

(In millions of dollars)

| Program   | Balances, end of year |                  |                  |
|---|-----------------------|------------------|------------------|
|   | 2000<br>actual        | 2001<br>estimate | 2002<br>estimate |
| National defense stockpile transaction fund               | 412                   | 333              | 406              |
| PROCUREMENT AND CONSTRUCTION PROGRAMS Subtotal.....       | 19,421                | 21,543           | 21,894           |
| OTHER REVOLVING FUNDS                                     |                       |                  |                  |
| Homeowners assistance fund                                | 12                    | 10               | 10               |
| National defense sealift fund                             | 392                   | 392              | 486              |
| Defense Working Capital Funds                             |                       |                  |                  |
| Working capital fund, Army                                | 1,353                 | 893              | 913              |
| Working capital fund, Navy                                | 2,093                 | 1,930            | 1,813            |
| Working capital fund, Air Force                           | -237                  | 39               | 10               |
| Working capital fund, Defense Commissary Agency           | -76                   | 46               | 44               |
| Working capital fund, Defense wide                        | 3,478                 | 2,647            | 2,685            |
| Buildings maintenance fund                                | 13                    | 13               | 7                |
| Pentagon reservation maintenance revolving fund           | 25                    | ---              | 8                |
| OTHER REVOLVING FUNDS Subtotal.....                       | 7,053                 | 5,970            | 5,976            |
| TOTAL, CAPITAL.....                                       | 26,474                | 27,513           | 27,870           |
| OTHER PROGRAMS  |                       |                  |                  |
| FORWARD FUNDED AND ADVANCE FUNDED PROGRAMS                |                       |                  |                  |
| Military personnel, Marine Corps                          | 4                     | ---              | ---              |
| Military personnel, Army                                  | 100                   | ---              | 5                |
| National Guard personnel, Army                            | 37                    | ---              | ---              |
| FORWARD FUNDED AND ADVANCE FUNDED PROGRAMS Subtotal.....  | 141                   | ---              | 5                |
| RESEARCH AND DEVELOPMENT PROGRAMS                         |                       |                  |                  |
| Military personnel, Navy                                  | 74                    | ---              | ---              |
| Military personnel, Air Force                             | 8                     | ---              | 13               |
| Drug interdiction and counter-drug activities             | 114                   | ---              | ---              |
| Research, development, test, and evaluation, Defense-wide | 1,236                 | 1,273            | 1,301            |
| Developmental test and evaluation                         | 26                    | ---              | ---              |
| Operational test and evaluation                           | 1                     | 16               | 16               |
| Research, development, test, and evaluation, Navy         | 646                   | 682              | 696              |
| Research, development, test, and evaluation, Army         | 887                   | 917              | 933              |
| Research, development, test, and evaluation, Air Force    | 1,801                 | 1,604            | 1,628            |
| RESEARCH AND DEVELOPMENT PROGRAMS Subtotal.....           | 4,793                 | 4,492            | 4,587            |
| OTHER MISCELLANEOUS PROGRAMS                              |                       |                  |                  |
| Operation and maintenance, Defense-wide                   | 74                    | ---              | ---              |
| Overseas contingency operations transfer account          | 1,485                 | ---              | ---              |
| Defense health program                                    | 941                   | 80               | 80               |
| Foreign currency fluctuations                             | 982                   | 982              | 982              |

TABLE 5

## FEDERAL FUND UNOBLIGATED BALANCES, BY AGENCY and PROGRAM

(In millions of dollars)

| Program   | Balances, end of year |                  |                  |
|---|-----------------------|------------------|------------------|
|   | 2000<br>actual        | 2001<br>estimate | 2002<br>estimate |
| Overseas humanitarian, disaster and civic aid   | 28                    | 6                | ---              |
| Emergency response fund                         | 12                    | 12               | 12               |
| Support for international sporting competitions | 22                    | 22               | 16               |
| Quality of life enhancements                    | 92                    | 49               | 164              |
| OPLAN 34A-35 P.O.W. payments                    | 6                     | ---              | ---              |
| Operation and maintenance, Marine Corps         | 74                    | ---              | ---              |
| Operation and maintenance, Marine Corps Reserve | 2                     | ---              | ---              |
| Payment to Kaho'olawe                           | 22                    | 22               | 22               |
| Operation and maintenance, Navy                 | 301                   | ---              | ---              |
| Operation and maintenance, Army                 | 148                   | ---              | ---              |
| Operation and maintenance, Army National Guard  | 13                    | ---              | ---              |
| Operation and maintenance, Army Reserve         | 18                    | ---              | ---              |
| Operation and maintenance, Air Force            | 122                   | 5                | 5                |
| Operation and maintenance, Air Force Reserve    | 4                     | ---              | ---              |
| Operation and maintenance, Air National Guard   | 5                     | ---              | ---              |
| Overseas military facility investment recovery  | 5                     | 5                | 5                |
| Miscellaneous special funds                     | 86                    | 84               | 82               |
| Family housing improvement fund                 | 27                    | 39               | 12               |
| OTHER MISCELLANEOUS PROGRAMS Subtotal.....      | 4,469                 | 1,306            | 1,380            |
| TOTAL, OTHER PROGRAMS.....                      | 9,403                 | 5,798            | 5,972            |
| ** AGENCY TOTAL, ALL PROGRAMS **                | 36,464                | 33,817           | 34,279           |

## AGENCY: Department of Education

## CRITICAL FINANCIAL RESERVES

## CREDIT LIQUIDATING PROGRAMS

|  |       |       |       |
|--|-------|-------|-------|
| College housing and academic facilities loans liquidating accoun | 72    | ---   | ---   |
| Federal family education loan liquidating account                | 578   | ---   | ---   |
| Federal student loan reserve fund                                | 2,232 | 2,329 | 1,303 |
| CREDIT LIQUIDATING PROGRAMS Subtotal.....                        | 2,882 | 2,329 | 1,303 |
| TOTAL, CRITICAL FINANCIAL RESERVES.....                          | 2,882 | 2,329 | 1,303 |

## OTHER PROGRAMS

## FORWARD FUNDED AND ADVANCE FUNDED PROGRAMS

|                                 |    |     |     |
|---------------------------------|----|-----|-----|
| Reading excellence              | 16 | --- | --- |
| Education reform                | 63 | 97  | --- |
| Education for the disadvantaged | 41 | --- | --- |
| School improvement programs     | 6  | --- | --- |

TABLE 5

## FEDERAL FUND UNOBLIGATED BALANCES, BY AGENCY and PROGRAM

(In millions of dollars)

| Program  | Balances, end of year |                  |                  |
|--|-----------------------|------------------|------------------|
|  | 2000<br>actual        | 2001<br>estimate | 2002<br>estimate |
| Special education  | 259                   | ---              | ---              |
| Vocational and adult education                                   | 86                    | 93               | 169              |
| Student financial assistance                                     | 1,492                 | 1,586            | 1,942            |
| Education research, statistics, and assessment                   | 2                     | ---              | ---              |
| FORWARD FUNDED AND ADVANCE FUNDED PROGRAMS Subtotal.....         | 1,965                 | 1,776            | 2,111            |
| OTHER MISCELLANEOUS PROGRAMS                                     |                       |                  |                  |
| Impact aid   | 14                    | 5                | 2                |
| Chicago litigation settlement                                    | 1                     | ---              | ---              |
| Higher education   | 22                    | 10               | 10               |
| Federal direct student loan program program account              | 11                    | 11               | 11               |
| OTHER MISCELLANEOUS PROGRAMS Subtotal.....                       | 48                    | 26               | 23               |
| TOTAL, OTHER PROGRAMS.....                                       | 2,013                 | 1,802            | 2,134            |
| ** AGENCY TOTAL, ALL PROGRAMS **                                 | 4,895                 | 4,131            | 3,437            |
| AGENCY: <u>Department of Energy</u>                              |                       |                  |                  |
| CRITICAL FINANCIAL RESERVES                                      |                       |                  |                  |
| INSURANCE AND OTHER PROGRAMS                                     |                       |                  |                  |
| Alternative fuels production                                     | 3                     | 2                | 2                |
| INSURANCE AND OTHER PROGRAMS Subtotal.....                       | 3                     | 2                | 2                |
| TOTAL, CRITICAL FINANCIAL RESERVES.....                          | 3                     | 2                | 2                |
| CAPITAL  |                       |                  |                  |
| PROCUREMENT AND CONSTRUCTION PROGRAMS                            |                       |                  |                  |
| Defense nuclear waste disposal                                   | 85                    | ---              | ---              |
| Strategic petroleum reserve                                      | 34                    | 36               | 36               |
| Clean coal technology  | 284                   | 205              | 273              |
| Non-defense environmental management                             | 2                     | ---              | 1                |
| Isotope production and distribution program fund                 | 4                     | 4                | 4                |
| Nuclear waste disposal   | 6                     | 2                | ---              |
| Departmental administration                                      | 26                    | 1                | ---              |
| PROCUREMENT AND CONSTRUCTION PROGRAMS Subtotal.....              | 441                   | 248              | 314              |
| OTHER REVOLVING FUNDS  |                       |                  |                  |
| Bonneville Power Administration fund                             | 989                   | 980              | 980              |
| Colorado river basins power marketing fund, Western Area Power A | 18                    | 18               | 18               |
| Departmental Administration, Working capital fund                | 8                     | 8                | 8                |

TABLE 5

## FEDERAL FUND UNOBLIGATED BALANCES, BY AGENCY and PROGRAM

(In millions of dollars)

| Program  | Balances, end of year |                  |                  |
|--|-----------------------|------------------|------------------|
|  | 2000<br>actual        | 2001<br>estimate | 2002<br>estimate |
| OTHER REVOLVING FUNDS Subtotal.....                              | 1,015                 | 1,006            | 1,006            |
| TOTAL, CAPITAL.....  | 1,456                 | 1,254            | 1,320            |
| OTHER PROGRAMS   |                       |                  |                  |
| RESEARCH AND DEVELOPMENT PROGRAMS                                |                       |                  |                  |
| Weapons activities   | 617                   | 435              | 405              |
| Other defense activities   | 220                   | ---              | ---              |
| Fossil energy research and development                           | 33                    | 128              | 33               |
| Energy conservation  | 41                    | ---              | ---              |
| Science  | 17                    | ---              | ---              |
| Energy supply  | 80                    | 76               | 76               |
| RESEARCH AND DEVELOPMENT PROGRAMS Subtotal.....                  | 1,008                 | 639              | 514              |
| OTHER MISCELLANEOUS PROGRAMS                                     |                       |                  |                  |
| Defense nuclear nonproliferation                                 | 2                     | 136              | 94               |
| Defense environmental restoration and waste management           | 25                    | ---              | ---              |
| Defense environmental management privatization                   | 263                   | 141              | 141              |
| Defense facilities closure projects                              | 1                     | ---              | ---              |
| Federal Energy Regulatory Commission                             | 4                     | 4                | 4                |
| Energy information administration                                | 3                     | ---              | ---              |
| Naval petroleum and oil shale reserves                           | 33                    | 14               | 9                |
| SPR petroleum account  | 31                    | 5                | 5                |
| Payments to States under Federal Power Act                       | 3                     | 3                | 3                |
| Operation and maintenance, Southeastern Power Administration     | 1                     | ---              | ---              |
| Operation and maintenance, Southwestern Power Administration     | 1                     | ---              | ---              |
| Construction, rehabilitation, operation and maintenance, Western | 30                    | ---              | ---              |
| Office of the Inspector General                                  | 1                     | ---              | ---              |
| OTHER MISCELLANEOUS PROGRAMS Subtotal.....                       | 398                   | 303              | 256              |
| TOTAL, OTHER PROGRAMS.....                                       | 1,406                 | 942              | 770              |
| ** AGENCY TOTAL, ALL PROGRAMS **                                 | 2,865                 | 2,198            | 2,092            |

AGENCY: Department of Health and Human Services

## CRITICAL FINANCIAL RESERVES

## CREDIT LIQUIDATING PROGRAMS

|  |    |    |    |
|--|----|----|----|
| Health resources and services                                | 49 | 39 | 30 |
| Medical facilities guarantee and loan fund                   | 51 | 53 | 54 |
| Health maintenance organization loan and loan guarantee fund | 10 | 10 | 10 |

TABLE 5

## FEDERAL FUND UNOBLIGATED BALANCES, BY AGENCY and PROGRAM

(In millions of dollars)

| Program  | Balances, end of year |                  |                  |
|--|-----------------------|------------------|------------------|
|  | 2000<br>actual        | 2001<br>estimate | 2002<br>estimate |
| CREDIT LIQUIDATING PROGRAMS Subtotal.....                        | 110                   | 102              | 94               |
| TOTAL, CRITICAL FINANCIAL RESERVES.....                          | 110                   | 102              | 94               |
| CAPITAL  |                       |                  |                  |
| PROCUREMENT AND CONSTRUCTION PROGRAMS                            |                       |                  |                  |
| National Institutes of Health                                    | 173                   | 170              | 168              |
| PROCUREMENT AND CONSTRUCTION PROGRAMS Subtotal.....              | 173                   | 170              | 168              |
| OTHER REVOLVING FUNDS  |                       |                  |                  |
| Revolving fund for certification and other services              | 2                     | 3                | 3                |
| HHS service and supply fund                                      | 56                    | 56               | 56               |
| OTHER REVOLVING FUNDS Subtotal.....                              | 58                    | 59               | 59               |
| TOTAL, CAPITAL.....  | 231                   | 229              | 227              |
| OTHER PROGRAMS   |                       |                  |                  |
| RESEARCH AND DEVELOPMENT PROGRAMS                                |                       |                  |                  |
| Health care policy and research                                  | 5                     | 5                | 5                |
| RESEARCH AND DEVELOPMENT PROGRAMS Subtotal.....                  | 5                     | 5                | 5                |
| OTHER MISCELLANEOUS PROGRAMS                                     |                       |                  |                  |
| Food and Drug Administration, Salaries and expenses              | 96                    | 96               | 96               |
| Vaccine injury compensation                                      | 43                    | 13               | 13               |
| Indian Health Services   | 179                   | 179              | 179              |
| Indian health facilities   | 90                    | 90               | 90               |
| Disease control, research, and training                          | 26                    | 39               | 43               |
| Program management   | 71                    | 71               | 71               |
| Grants to States for medicaid                                    | 110                   | ---              | ---              |
| Payments to States for child support enforcement and family supp | 1                     | ---              | ---              |
| Low income home energy assistance                                | 156                   | ---              | ---              |
| Refugee and entrant assistance                                   | 50                    | 62               | 62               |
| Contingency fund   | 1,958                 | ---              | ---              |
| Children and families services programs                          | ---                   | ---              | 1,400            |
| Temporary assistance for needy families                          | 1,122                 | 609              | 408              |
| Aging services programs  | 2                     | 2                | ---              |
| General departmental management                                  | 56                    | 32               | 32               |
| Office of the Inspector General                                  | 1                     | 1                | 1                |
| OTHER MISCELLANEOUS PROGRAMS Subtotal.....                       | 3,961                 | 1,194            | 2,395            |
| TOTAL, OTHER PROGRAMS.....                                       | 3,966                 | 1,199            | 2,400            |

TABLE 5

## FEDERAL FUND UNOBLIGATED BALANCES, BY AGENCY and PROGRAM

(In millions of dollars)

| Program  | Balances, end of year |                  |                  |
|--|-----------------------|------------------|------------------|
|  | 2000<br>actual        | 2001<br>estimate | 2002<br>estimate |
| ** AGENCY TOTAL, ALL PROGRAMS **                                 | 4,307                 | 1,530            | 2,721            |
| AGENCY: <u>Department of Housing and Urban Development</u>       |                       |                  |                  |
| CRITICAL FINANCIAL RESERVES                                      |                       |                  |                  |
| CREDIT LIQUIDATING PROGRAMS                                      |                       |                  |                  |
| FHA-mutual mortgage and cooperative housing insurance funds liqu | 17,744                | 17,458           | 21,190           |
| FHA-general and special risk insurance funds liquidating account | 1,245                 | ---              | ---              |
| Housing for the elderly or handicapped fund liquidating account  | 116                   | ---              | ---              |
| Guarantees of mortgage-backed securities liquidating account     | 6,237                 | ---              | ---              |
| CREDIT LIQUIDATING PROGRAMS Subtotal.....                        | 25,342                | 17,458           | 21,190           |
| INSURANCE AND OTHER PROGRAMS                                     |                       |                  |                  |
| Low-rent public housing--loans and other expenses                | 20                    | ---              | 13               |
| INSURANCE AND OTHER PROGRAMS Subtotal.....                       | 20                    | ---              | 13               |
| TOTAL, CRITICAL FINANCIAL RESERVES.....                          | 25,362                | 17,458           | 21,203           |
| CAPITAL  |                       |                  |                  |
| PROCUREMENT AND CONSTRUCTION PROGRAMS                            |                       |                  |                  |
| Public housing capital fund                                      | 1,536                 | ---              | ---              |
| Brownfields redevelopment  | 25                    | ---              | ---              |
| Revolving fund (liquidating programs)                            | 76                    | 63               | 51               |
| Housing for special populations                                  | 2,760                 | 2,817            | 2,817            |
| PROCUREMENT AND CONSTRUCTION PROGRAMS Subtotal.....              | 4,397                 | 2,880            | 2,868            |
| OTHER REVOLVING FUNDS  |                       |                  |                  |
| Rental housing assistance fund                                   | 1                     | 1                | 1                |
| Homeownership assistance fund                                    | 84                    | 84               | 84               |
| Flexible subsidy fund  | 268                   | 238              | 262              |
| Lead hazard reduction  | 72                    | ---              | ---              |
| Management and Administration, Working capital fund              | 25                    | ---              | ---              |
| OTHER REVOLVING FUNDS Subtotal.....                              | 450                   | 323              | 347              |
| TOTAL, CAPITAL.....  | 4,847                 | 3,203            | 3,215            |
| OTHER PROGRAMS   |                       |                  |                  |
| SUBSIDIZED HOUSING PROGRAMS                                      |                       |                  |                  |
| Drug elimination grants for low-income housing                   | 209                   | ---              | ---              |

TABLE 5

## FEDERAL FUND UNOBLIGATED BALANCES, BY AGENCY and PROGRAM

(In millions of dollars)

| Program  | Balances, end of year |                  |                  |
|--|-----------------------|------------------|------------------|
|  | 2000<br>actual        | 2001<br>estimate | 2002<br>estimate |
| Revitalization of severely distressed public housing (HOPE VI) | 660                   | ---              | ---              |
| Native American housing block grant                            | 175                   | ---              | ---              |
| Housing certificate fund                                       | 2,948                 | 643              | 4,200            |
| Community development block grants                             | 883                   | ---              | ---              |
| Homeless assistance grants                                     | 1,340                 | ---              | ---              |
| Home investment partnership program                            | 189                   | ---              | ---              |
| Housing opportunities for persons with AIDS                    | 69                    | ---              | ---              |
| Rural housing and economic development                         | 26                    | ---              | ---              |
| Other assisted housing programs                                | 1,055                 | 1,289            | 1,123            |
| Nehemiah housing opportunity fund                              | 3                     | 3                | 3                |
| SUBSIDIZED HOUSING PROGRAMS Subtotal.....                      | 7,557                 | 1,935            | 5,326            |
| RESEARCH AND DEVELOPMENT PROGRAMS                              |                       |                  |                  |
| Research and technology  | 2                     | ---              | ---              |
| RESEARCH AND DEVELOPMENT PROGRAMS Subtotal.....                | 2                     | ---              | ---              |
| OTHER MISCELLANEOUS PROGRAMS                                   |                       |                  |                  |
| Public housing operating fund                                  | 55                    | ---              | ---              |
| Indian housing loan guarantee fund program account             | 17                    | 17               | 17               |
| FHA-general and special risk program account                   | 8                     | 1                | 1                |
| Manufactured home inspection and monitoring                    | 5                     | ---              | ---              |
| Fair housing activities  | 30                    | ---              | ---              |
| Office of Inspector General                                    | 6                     | ---              | ---              |
| Consolidated fee fund  | 16                    | 15               | 8                |
| OTHER MISCELLANEOUS PROGRAMS Subtotal.....                     | 137                   | 33               | 26               |
| TOTAL, OTHER PROGRAMS.....                                     | 7,696                 | 1,968            | 5,352            |
| ** AGENCY TOTAL, ALL PROGRAMS **                               | 37,905                | 22,629           | 29,770           |

AGENCY: Department of the Interior

## CAPITAL

## PROCUREMENT AND CONSTRUCTION PROGRAMS

|   |     |     |     |
|---|-----|-----|-----|
| Bureau of Land Management, Construction               | 12  | 15  | 15  |
| Land acquisition                                      | 32  | 26  | 26  |
| Range improvements                                    | 3   | 3   | 3   |
| Abandoned mine reclamation fund                       | 56  | 60  | 50  |
| United States Fish and Wildlife Service, Construction | 110 | 108 | 64  |
| Land acquisition                                      | 49  | 75  | 100 |
| Migratory bird conservation account                   | 19  | 21  | 23  |



TABLE 5

## FEDERAL FUND UNOBLIGATED BALANCES, BY AGENCY and PROGRAM

(In millions of dollars)

| Program  | Balances, end of year |                  |                  |
|--|-----------------------|------------------|------------------|
|  | 2000<br>actual        | 2001<br>estimate | 2002<br>estimate |
| North American wetlands conservation fund                | 6                     | 12               | 7                |
| Urban park and recreation fund                           | 1                     | 3                | ---              |
| Construction and major maintenance                       | 365                   | 454              | 490              |
| Land acquisition and State assistance                    | 207                   | 197              | 380              |
| Bureau of Indian Affairs, Construction                   | 83                    | 87               | 91               |
| Everglades restoration account                           | 4                     | 4                | 2                |
| Trust Territory of the Pacific Islands                   | 1                     | 1                | ---              |
| Compact of free association                              | 14                    | 14               | 14               |
| Natural resource damage assessment fund                  | 85                    | 112              | 110              |
| PROCUREMENT AND CONSTRUCTION PROGRAMS Subtotal.....      | 1,047                 | 1,192            | 1,375            |
| OTHER REVOLVING FUNDS                                    |                       |                  |                  |
| Helium fund  | 42                    | 23               | 32               |
| Bureau of Land Management, Working capital fund          | 24                    | 24               | 28               |
| United States Geological Survey, Working capital fund    | 46                    | 38               | 39               |
| Special foreign currency program                         | 1                     | 1                | ---              |
| Departmental Management, Working capital fund            | 31                    | 28               | 21               |
| OTHER REVOLVING FUNDS Subtotal.....                      | 144                   | 114              | 120              |
| TOTAL, CAPITAL.....                                      | 1,191                 | 1,306            | 1,495            |
| OTHER PROGRAMS   |                       |                  |                  |
| FORWARD FUNDED AND ADVANCE FUNDED PROGRAMS               |                       |                  |                  |
| Operation of Indian programs                             | 361                   | 447              | 555              |
| FORWARD FUNDED AND ADVANCE FUNDED PROGRAMS Subtotal..... | 361                   | 447              | 555              |
| RESEARCH AND DEVELOPMENT PROGRAMS                        |                       |                  |                  |
| Surveys, investigations, and research                    | 21                    | 21               | 21               |
| Mines and minerals                                       | 1                     | ---              | ---              |
| RESEARCH AND DEVELOPMENT PROGRAMS Subtotal.....          | 22                    | 21               | 21               |
| OTHER MISCELLANEOUS PROGRAMS                             |                       |                  |                  |
| Management of lands and resources                        | 35                    | 42               | 42               |
| Oregon and California grant lands                        | 3                     | 3                | 3                |
| Central hazardous materials fund                         | 11                    | 11               | 11               |
| Wildland fire management                                 | 61                    | 130              | 135              |
| Service charges, deposits, and forfeitures               | 8                     | 3                | ---              |
| Miscellaneous permanent payment accounts                 | -1                    | 7                | 16               |
| Permanent operating funds                                | 43                    | 31               | 31               |
| Royalty and offshore minerals management                 | 9                     | 12               | 14               |
| Regulation and technology                                | 11                    | 1                | 1                |

TABLE 5

## FEDERAL FUND UNOBLIGATED BALANCES, BY AGENCY and PROGRAM

(In millions of dollars)

| Program  | Balances, end of year |                  |                  |
|--|-----------------------|------------------|------------------|
|  | 2000<br>actual        | 2001<br>estimate | 2002<br>estimate |
| Water and related resources                                      | 56                    | ---              | ---              |
| Bureau of Reclamation loan program account                       | 1                     | ---              | ---              |
| California Bay-Delta restoration                                 | 52                    | ---              | ---              |
| Lower Colorado River Basin development fund                      | 31                    | 5                | 5                |
| Upper Colorado River Basin fund                                  | 16                    | 10               | 10               |
| Bureau of Reclamation, Working capital fund                      | 30                    | 18               | 17               |
| Policy and administration  | 1                     | ---              | ---              |
| Colorado River dam fund, Boulder Canyon project                  | 11                    | 1                | 1                |
| Central Utah Project completion account                          | 3                     | ---              | ---              |
| Utah reclamation mitigation and conservation account             | 3                     | 3                | ---              |
| Resource management  | 40                    | 34               | 11               |
| Multinational species conservation fund                          | 2                     | 2                | 1                |
| State wildlife grants  | ---                   | 10               | ---              |
| Federal aid in wildlife restoration                              | 265                   | 265              | 265              |
| National wildlife refuge fund                                    | 4                     | 4                | 5                |
| Cooperative endangered species conservation fund                 | 12                    | 33               | 38               |
| Wildlife conservation and appreciation fund                      | ---                   | 1                | ---              |
| Recreational fee demonstration program                           | 3                     | 3                | 4                |
| Miscellaneous permanent appropriations                           | 3                     | 3                | 3                |
| Operation of the national park system                            | 16                    | 12               | 28               |
| National recreation and preservation                             | ---                   | 1                | 1                |
| Historic preservation fund                                       | 18                    | 19               | 11               |
| Other permanent appropriations                                   | 91                    | 93               | 96               |
| Recreation fee permanent appropriations                          | 240                   | 257              | 257              |
| Indian land and water claim settlements and miscellaneous paymen | 9                     | ---              | ---              |
| Operation and maintenance of quarters                            | 3                     | 2                | 2                |
| Miscellaneous permanent appropriations                           | 55                    | 42               | 42               |
| Departmental Management, Salaries and expenses                   | 2                     | 1                | ---              |
| Interior Franchise Fund  | 133                   | 103              | 100              |
| Assistance to territories  | 9                     | 6                | 5                |
| Office of the Special Trustee for American Indians               | 41                    | 36               | ---              |
| Indian land consolidation pilot                                  | 4                     | ---              | ---              |
| Tribal special fund  | 95                    | 95               | 95               |
| National Indian Gaming Commission, Salaries and expenses         | 2                     | 2                | 1                |
| National Indian Gaming Commission, Gaming activity fees          | 5                     | 5                | 5                |
| OTHER MISCELLANEOUS PROGRAMS Subtotal.....                       | 1,436                 | 1,306            | 1,256            |
| TOTAL, OTHER PROGRAMS.....                                       | 1,819                 | 1,774            | 1,832            |
| ** AGENCY TOTAL, ALL PROGRAMS **                                 | 3,010                 | 3,080            | 3,327            |

AGENCY: Department of Justice

TABLE 5

## FEDERAL FUND UNOBLIGATED BALANCES, BY AGENCY and PROGRAM

(In millions of dollars)

| Program   | Balances, end of year |                  |                  |
|---|-----------------------|------------------|------------------|
|   | 2000<br>actual        | 2001<br>estimate | 2002<br>estimate |
| CAPITAL   |                       |                  |                  |
| PROCUREMENT AND CONSTRUCTION PROGRAMS                           |                       |                  |                  |
| Federal Bureau of Investigation, Salaries and expenses          | 82                    | 6                | ---              |
| Federal Bureau of Investigation, Construction                   | 6                     | ---              | ---              |
| Drug Enforcement Administration, Construction                   | 10                    | 3                | ---              |
| Immigration and Naturalization Service, Construction            | 11                    | ---              | ---              |
| Buildings and facilities  | 374                   | 356              | 387              |
| PROCUREMENT AND CONSTRUCTION PROGRAMS Subtotal.....             | 483                   | 365              | 387              |
| OTHER REVOLVING FUNDS   |                       |                  |                  |
| General Administration, Working capital fund                    | 212                   | 208              | 210              |
| Federal Prison Industries, Incorporated                         | 29                    | 36               | 48               |
| OTHER REVOLVING FUNDS Subtotal.....                             | 241                   | 244              | 258              |
| TOTAL, CAPITAL.....   | 724                   | 609              | 645              |
| OTHER PROGRAMS  |                       |                  |                  |
| OTHER MISCELLANEOUS PROGRAMS                                    |                       |                  |                  |
| General Administration, Salaries and expenses                   | 6                     | 3                | -3               |
| Counterterrorism fund   | 34                    | 14               | ---              |
| Narrowband communications                                       | 5                     | ---              | ---              |
| Telecommunications carrier compliance fund                      | 17                    | ---              | ---              |
| Administrative review and appeals                               | 9                     | ---              | ---              |
| Salaries and expenses, General Legal Activities                 | 15                    | ---              | ---              |
| Fees and expenses of witnesses                                  | 16                    | 6                | ---              |
| Salaries and expenses, Antitrust Division                       | 32                    | 32               | 32               |
| Salaries and expenses, United States Attorneys                  | 25                    | 1                | 1                |
| Salaries and expenses, United States Marshals Service           | ---                   | 3                | 3                |
| Federal prisoner detention                                      | 8                     | ---              | ---              |
| Justice prisoner and alien transportation system, U.S. Marshals | 4                     | 6                | 12               |
| Assets forfeiture fund  | 408                   | 165              | 70               |
| United States trustee system fund                               | 13                    | 13               | 13               |
| Interagency crime and drug enforcement                          | 10                    | 7                | 7                |
| Drug Enforcement Administration, Salaries and expenses          | 26                    | 26               | 26               |
| Diversion control fee account                                   | 12                    | 19               | ---              |
| Immigration and Naturalization Service, Salaries and expenses   | 62                    | 64               | 64               |
| Immigration support   | 139                   | 139              | 140              |
| Federal Prison System, Salaries and expenses                    | 39                    | ---              | ---              |
| Weed and seed program fund                                      | 5                     | ---              | ---              |

TABLE 5

## FEDERAL FUND UNOBLIGATED BALANCES, BY AGENCY and PROGRAM

(In millions of dollars)

| Program  | Balances, end of year |                  |                  |
|--|-----------------------|------------------|------------------|
|  | 2000<br>actual        | 2001<br>estimate | 2002<br>estimate |
| Justice assistance   | 179                   | ---              | ---              |
| Public safety officers' benefits                                 | 3                     | 1                | ---              |
| State and local law enforcement assistance                       | 649                   | ---              | ---              |
| Juvenile justice programs  | 92                    | ---              | ---              |
| Community oriented policing services                             | 7                     | ---              | ---              |
| Crime victims fund   | 21                    | ---              | ---              |
| Violent crime reduction programs, State and local law enforcemen | 94                    | ---              | ---              |
| OTHER MISCELLANEOUS PROGRAMS Subtotal.....                       | 1,930                 | 499              | 365              |
| TOTAL, OTHER PROGRAMS.....                                       | 1,930                 | 499              | 365              |
| ** AGENCY TOTAL, ALL PROGRAMS **                                 | 2,654                 | 1,108            | 1,010            |
| <hr/>  |                       |                  |                  |
| AGENCY: <u>Department of Labor</u>                               |                       |                  |                  |
| CRITICAL FINANCIAL RESERVES                                      |                       |                  |                  |
| INSURANCE AND OTHER PROGRAMS                                     |                       |                  |                  |
| Pension benefit guaranty corporation fund                        | 10,408                | 11,637           | 13,265           |
| INSURANCE AND OTHER PROGRAMS Subtotal.....                       | 10,408                | 11,637           | 13,265           |
| TOTAL, CRITICAL FINANCIAL RESERVES.....                          | 10,408                | 11,637           | 13,265           |
| CAPITAL  |                       |                  |                  |
| OTHER REVOLVING FUNDS  |                       |                  |                  |
| Departmental Management, Working capital fund                    | 9                     | 4                | 3                |
| OTHER REVOLVING FUNDS Subtotal.....                              | 9                     | 4                | 3                |
| TOTAL, CAPITAL.....  | 9                     | 4                | 3                |
| OTHER PROGRAMS   |                       |                  |                  |
| FORWARD FUNDED AND ADVANCE FUNDED PROGRAMS                       |                       |                  |                  |
| Training and employment services                                 | 828                   | 807              | 1,415            |
| State unemployment insurance and employment service operations   | 96                    | 102              | 92               |
| FORWARD FUNDED AND ADVANCE FUNDED PROGRAMS Subtotal.....         | 924                   | 909              | 1,507            |
| OTHER MISCELLANEOUS PROGRAMS                                     |                       |                  |                  |
| Welfare to work jobs   | 50                    | ---              | ---              |
| Payments to the Unemployment trust fund                          | 5                     | 5                | 5                |
| Employment Standards Administration, Salaries and expenses       | 4                     | 4                | 4                |
| Employment Standards Administration, Special benefits            | 1,142                 | 1,065            | 1,042            |

TABLE 5

## FEDERAL FUND UNOBLIGATED BALANCES, BY AGENCY and PROGRAM

(In millions of dollars)

| Program  | Balances, end of year |                  |                  |
|--|-----------------------|------------------|------------------|
|  | 2000<br>actual        | 2001<br>estimate | 2002<br>estimate |
| Administrative expenses, Energy employees occupational illness c | ---                   | 30               | 46               |
| Panama Canal Commission compensation fund                        | 78                    | 79               | 80               |
| Bureau of Labor Statistics, Salaries and expenses                | 4                     | ---              | ---              |
| Departmental Management, Salaries and expenses                   | 1                     | 1                | ---              |
| OTHER MISCELLANEOUS PROGRAMS Subtotal.....                       | 1,284                 | 1,184            | 1,177            |
| TOTAL, OTHER PROGRAMS.....                                       | 2,208                 | 2,093            | 2,684            |
| ** AGENCY TOTAL, ALL PROGRAMS **                                 | 12,625                | 13,734           | 15,952           |
| AGENCY: <u>Department of State</u>                               |                       |                  |                  |
| CRITICAL FINANCIAL RESERVES                                      |                       |                  |                  |
| INSURANCE AND OTHER PROGRAMS                                     |                       |                  |                  |
| Fishermen's guaranty fund  | 3                     | 3                | 3                |
| INSURANCE AND OTHER PROGRAMS Subtotal.....                       | 3                     | 3                | 3                |
| TOTAL, CRITICAL FINANCIAL RESERVES.....                          | 3                     | 3                | 3                |
| CAPITAL  |                       |                  |                  |
| PROCUREMENT AND CONSTRUCTION PROGRAMS                            |                       |                  |                  |
| Embassy security, construction, and maintenance                  | 660                   | 571              | 701              |
| Security and maintenance of United States missions (special fore | 1                     | 1                | ---              |
| Construction, IBWC   | 9                     | 7                | 7                |
| PROCUREMENT AND CONSTRUCTION PROGRAMS Subtotal.....              | 670                   | 579              | 708              |
| OTHER REVOLVING FUNDS  |                       |                  |                  |
| Administration of Foreign Affairs, Working capital fund          | 64                    | 64               | 64               |
| OTHER REVOLVING FUNDS Subtotal.....                              | 64                    | 64               | 64               |
| TOTAL, CAPITAL.....  | 734                   | 643              | 772              |
| OTHER PROGRAMS   |                       |                  |                  |
| OTHER MISCELLANEOUS PROGRAMS                                     |                       |                  |                  |
| Diplomatic and consular programs                                 | 425                   | 142              | 80               |
| Capital investment fund  | 49                    | ---              | ---              |
| Educational and cultural exchange programs                       | 34                    | 36               | 36               |
| Emergencies in the diplomatic and consular service               | 6                     | ---              | ---              |
| Buying power maintenance   | 13                    | 13               | 13               |
| International conferences and contingencies                      | 2                     | 2                | ---              |

TABLE 5

## FEDERAL FUND UNOBLIGATED BALANCES, BY AGENCY and PROGRAM

(In millions of dollars)

| Program   | Balances, end of year |                  |                  |
|---|-----------------------|------------------|------------------|
|   | 2000<br>actual        | 2001<br>estimate | 2002<br>estimate |
| Arrearage payments  | 826                   | 244              | ---              |
| American sections, international commissions                  | 2                     | ---              | ---              |
| United States emergency refugee and migration assistance fund | 150                   | 85               | 45               |
| International narcotics control and law enforcement           | 39                    | 4                | 4                |
| Migration and refugee assistance                              | 21                    | ---              | ---              |
| Andean counterdrug initiative                                 | 180                   | ---              | ---              |
| Fishermen's protective fund                                   | 1                     | 1                | 1                |
| International Center, Washington, D.C.                        | 4                     | 3                | 2                |
| International litigation fund                                 | 5                     | 3                | 5                |
| OTHER MISCELLANEOUS PROGRAMS Subtotal.....                    | 1,757                 | 533              | 186              |
| TOTAL, OTHER PROGRAMS.....                                    | 1,757                 | 533              | 186              |
| ** AGENCY TOTAL, ALL PROGRAMS **                              | 2,494                 | 1,179            | 961              |

AGENCY: Department of Transportation

## CRITICAL FINANCIAL RESERVES

## INSURANCE AND OTHER PROGRAMS

|  |     |     |     |
|--|-----|-----|-----|
| Aviation insurance revolving fund          | 79  | 83  | 87  |
| War risk insurance revolving fund          | 32  | 33  | 34  |
| INSURANCE AND OTHER PROGRAMS Subtotal..... | 111 | 116 | 121 |
| TOTAL, CRITICAL FINANCIAL RESERVES.....    | 111 | 116 | 121 |

## CAPITAL

## PROCUREMENT AND CONSTRUCTION PROGRAMS

|   |       |       |       |
|---|-------|-------|-------|
| Acquisition, construction, and improvements         | 896   | 565   | 579   |
| Alteration of bridges                               | 26    | 26    | ---   |
| Appalachian development highway system              | 23    | ---   | ---   |
| Miscellaneous appropriations                        | 203   | 156   | 109   |
| Northeast corridor improvement program              | 3     | ---   | ---   |
| Local rail freight assistance                       | 1     | ---   | ---   |
| Rhode Island rail development                       | 10    | ---   | ---   |
| Interstate transfer grants-transit                  | 7     | ---   | ---   |
| Formula grants                                      | 1,294 | 1,185 | 1,195 |
| Capital investment grants                           | 1,006 | 985   | 966   |
| Ship construction                                   | 2     | 4     | 6     |
| Maritime guaranteed loan (title XI) program account | 18    | 10    | ---   |
| PROCUREMENT AND CONSTRUCTION PROGRAMS Subtotal..... | 3,489 | 2,931 | 2,855 |

TABLE 5

## FEDERAL FUND UNOBLIGATED BALANCES, BY AGENCY and PROGRAM

(In millions of dollars)

| Program  | Balances, end of year |                  |                  |
|--|-----------------------|------------------|------------------|
|  | 2000<br>actual        | 2001<br>estimate | 2002<br>estimate |
| OTHER REVOLVING FUNDS  |                       |                  |                  |
| Coast Guard supply fund  | 2                     | ---              | ---              |
| Coast Guard yard fund  | 7                     | ---              | ---              |
| Job access and reverse commute grants                            | 76                    | 56               | 41               |
| Vessel operations revolving fund                                 | 22                    | ---              | ---              |
| OTHER REVOLVING FUNDS Subtotal.....                              | 107                   | 56               | 41               |
| TOTAL, CAPITAL.....  | 3,596                 | 2,987            | 2,896            |
| OTHER PROGRAMS   |                       |                  |                  |
| RESEARCH AND DEVELOPMENT PROGRAMS                                |                       |                  |                  |
| Research, development, test, and evaluation                      | 1                     | ---              | ---              |
| Operations and research  | 14                    | ---              | ---              |
| Next generation high-speed rail                                  | 2                     | ---              | ---              |
| Railroad research and development                                | 5                     | ---              | ---              |
| Transit planning and research                                    | 35                    | 25               | 20               |
| Research and special programs                                    | 1                     | ---              | ---              |
| Working capital fund, Volpe National Transportation Systems Cent | 154                   | 154              | 154              |
| RESEARCH AND DEVELOPMENT PROGRAMS Subtotal.....                  | 212                   | 179              | 174              |
| OTHER MISCELLANEOUS PROGRAMS                                     |                       |                  |                  |
| Office of the Secretary, Salaries and expenses                   | 1                     | ---              | ---              |
| Rental payments  | 1                     | ---              | ---              |
| Transportation planning, research, and development               | 2                     | ---              | ---              |
| Transportation Administrative Service Center                     | 23                    | 23               | 23               |
| Essential air service and rural airport improvement fund         | 2                     | ---              | ---              |
| Operating expenses   | 1                     | ---              | ---              |
| Environmental compliance and restoration                         | 4                     | 4                | ---              |
| Administrative services franchise fund                           | 3                     | 3                | 3                |
| State infrastructure banks                                       | 4                     | ---              | ---              |
| Safety and operations  | 6                     | 2                | ---              |
| Capital grants to National Railroad Passenger Corporation        | 343                   | 312              | ---              |
| Research, training, and human resources                          | 1                     | ---              | ---              |
| Miscellaneous expired accounts                                   | 1                     | 1                | ---              |
| Saint Lawrence Seaway Development Corporation                    | 13                    | 13               | 13               |
| Pipeline safety  | 4                     | ---              | ---              |
| Emergency preparedness grants                                    | 14                    | 14               | 14               |
| Surface Transportation Board, Salaries and expenses              | 1                     | 1                | 1                |
| Operating-differential subsidies                                 | 125                   | 125              | 125              |
| Ready reserve force  | 15                    | 10               | 6                |
| Operations and training  | 1                     | ---              | ---              |

TABLE 5

## FEDERAL FUND UNOBLIGATED BALANCES, BY AGENCY and PROGRAM

(In millions of dollars)

| Program  | Balances, end of year |                  |                  |
|--|-----------------------|------------------|------------------|
|  | 2000<br>actual        | 2001<br>estimate | 2002<br>estimate |
| Ocean freight differential                                       | 52                    | ---              | ---              |
| OTHER MISCELLANEOUS PROGRAMS Subtotal.....                       | 617                   | 508              | 185              |
| TOTAL, OTHER PROGRAMS.....                                       | 829                   | 687              | 359              |
| ** AGENCY TOTAL, ALL PROGRAMS **                                 | 4,536                 | 3,790            | 3,376            |
| <hr/>  |                       |                  |                  |
| AGENCY: <u>Department of the Treasury</u>                        |                       |                  |                  |
| CRITICAL FINANCIAL RESERVES                                      |                       |                  |                  |
| INTERNATIONAL MONETARY PROGRAMS                                  |                       |                  |                  |
| Exchange stabilization fund                                      | 22,640                | 22,793           | 24,039           |
| INTERNATIONAL MONETARY PROGRAMS Subtotal.....                    | 22,640                | 22,793           | 24,039           |
| INSURANCE AND OTHER PROGRAMS                                     |                       |                  |                  |
| Federal Reserve Bank reimbursement fund                          | 61                    | 61               | 61               |
| Check forgery insurance fund                                     | 11                    | 11               | 11               |
| INSURANCE AND OTHER PROGRAMS Subtotal.....                       | 72                    | 72               | 72               |
| TOTAL, CRITICAL FINANCIAL RESERVES.....                          | 22,712                | 22,865           | 24,111           |
| CAPITAL  |                       |                  |                  |
| PROCUREMENT AND CONSTRUCTION PROGRAMS                            |                       |                  |                  |
| Treasury building and annex repair and restoration               | 21                    | ---              | ---              |
| Acquisition, construction, improvements, and related expenses    | 16                    | 5                | 7                |
| Customs facilities, construction, improvements and related expen | 13                    | ---              | ---              |
| Bureau of Engraving and Printing fund                            | 192                   | 71               | 27               |
| Information systems  | 53                    | 6                | ---              |
| Acquisition, construction, improvements, and related expenses    | ---                   | ---              | ---              |
| PROCUREMENT AND CONSTRUCTION PROGRAMS Subtotal.....              | 295                   | 82               | 34               |
| OTHER REVOLVING FUNDS  |                       |                  |                  |
| Departmental Offices, Working capital fund                       | 35                    | 35               | 35               |
| United States Mint public enterprise fund                        | 61                    | 10               | 10               |
| Federal tax lien revolving fund                                  | 4                     | 4                | 4                |
| Office of Thrift Supervision                                     | 85                    | 85               | 85               |
| OTHER REVOLVING FUNDS Subtotal.....                              | 185                   | 134              | 134              |
| TOTAL, CAPITAL.....  | 480                   | 216              | 168              |
| OTHER PROGRAMS   |                       |                  |                  |



TABLE 5

## FEDERAL FUND UNOBLIGATED BALANCES, BY AGENCY and PROGRAM

(In millions of dollars)

| Program  | Balances, end of year |                  |                  |
|--|-----------------------|------------------|------------------|
|  | 2000<br>actual        | 2001<br>estimate | 2002<br>estimate |
| FORWARD FUNDED AND ADVANCE FUNDED PROGRAMS                       |                       |                  |                  |
| Business systems modernization                                   | 305                   | ---              | ---              |
| FORWARD FUNDED AND ADVANCE FUNDED PROGRAMS Subtotal.....         | 305                   | ---              | ---              |
| RESEARCH AND DEVELOPMENT PROGRAMS                                |                       |                  |                  |
| Biomass energy development                                       | 10                    | 12               | 16               |
| RESEARCH AND DEVELOPMENT PROGRAMS Subtotal.....                  | 10                    | 12               | 16               |
| OTHER MISCELLANEOUS PROGRAMS                                     |                       |                  |                  |
| Departmental Offices, Salaries and expenses                      | 31                    | ---              | ---              |
| Department-wide systems and capital investments programs         | 3                     | ---              | ---              |
| United States community adjustment and investment program        | 8                     | ---              | ---              |
| Financial crimes enforcement network                             | 1                     | 2                | 2                |
| Treasury franchise fund  | 71                    | 47               | 49               |
| Presidential election campaign fund                              | 16                    | 72               | 133              |
| Sallie Mae assessments   | 1                     | ---              | ---              |
| Treasury forfeiture fund   | 63                    | 45               | 27               |
| Violent crime reduction program                                  | 86                    | ---              | ---              |
| Federal Law Enforcement Training Center, Salaries and expenses   | 3                     | 3                | 3                |
| Financial Management Service, Salaries and expenses              | 14                    | 7                | 7                |
| Bureau of Alcohol, Tobacco and Firearms, Salaries and expenses   | 4                     | ---              | ---              |
| United States Customs Service, Salaries and expenses             | 802                   | 513              | 513              |
| Operation, maintenance and procurement, air and marine interdict | 122                   | 1                | -1               |
| Refunds, transfers, and expenses of operation, Puerto Rico       | ---                   | 1                | 4                |
| Customs services at small airports                               | 3                     | 1                | 3                |
| Administering the public debt                                    | 7                     | 2                | ---              |
| Processing, assistance, and management                           | 20                    | 7                | ---              |
| United States Secret Service, Salaries and expenses              | 9                     | ---              | ---              |
| OTHER MISCELLANEOUS PROGRAMS Subtotal.....                       | 1,264                 | 701              | 740              |
| TOTAL, OTHER PROGRAMS.....                                       | 1,579                 | 713              | 756              |
| ** AGENCY TOTAL, ALL PROGRAMS **                                 | 24,771                | 23,794           | 25,035           |

AGENCY: Department of Veterans Affairs

## CRITICAL FINANCIAL RESERVES

## CREDIT LIQUIDATING PROGRAMS

|   |     |     |     |
|---|-----|-----|-----|
| Veterans housing benefit program fund liquidating account | 244 | --- | --- |
| CREDIT LIQUIDATING PROGRAMS Subtotal.....                 | 244 | --- | --- |

TABLE 5

## FEDERAL FUND UNOBLIGATED BALANCES, BY AGENCY and PROGRAM

(In millions of dollars)

| Program   | Balances, end of year |                  |                  |
|---|-----------------------|------------------|------------------|
|   | 2000<br>actual        | 2001<br>estimate | 2002<br>estimate |
| INSURANCE AND OTHER PROGRAMS                              |                       |                  |                  |
| Veterans insurance and indemnities                        | 5                     | ---              | ---              |
| Servicemembers' group life insurance fund                 | 1                     | 1                | 1                |
| INSURANCE AND OTHER PROGRAMS Subtotal.....                | 6                     | 1                | 1                |
| TOTAL, CRITICAL FINANCIAL RESERVES.....                   | 250                   | 1                | 1                |
| CAPITAL   |                       |                  |                  |
| PROCUREMENT AND CONSTRUCTION PROGRAMS                     |                       |                  |                  |
| Medical care  | 1,324                 | 941              | 499              |
| Medical facilities revolving fund                         | 4                     | 4                | 4                |
| Construction, major projects                              | 417                   | 322              | 317              |
| Construction, minor projects                              | 56                    | 41               | 27               |
| Pershing Hall revolving fund                              | 1                     | 1                | 1                |
| Parking revolving fund                                    | 12                    | 14               | 10               |
| Supply fund   | 188                   | 188              | 188              |
| PROCUREMENT AND CONSTRUCTION PROGRAMS Subtotal.....       | 2,002                 | 1,511            | 1,046            |
| OTHER REVOLVING FUNDS                                     |                       |                  |                  |
| Canteen service revolving fund                            | 14                    | 16               | 18               |
| Veterans extended care revolving fund                     | ---                   | ---              | 2                |
| Special therapeutic and rehabilitation activities fund    | 14                    | 16               | 17               |
| Miscellaneous veterans housing loans program account      | 51                    | 45               | 35               |
| Franchise fund  | 6                     | 6                | 9                |
| OTHER REVOLVING FUNDS Subtotal.....                       | 85                    | 83               | 81               |
| TOTAL, CAPITAL.....                                       | 2,087                 | 1,594            | 1,127            |
| OTHER PROGRAMS  |                       |                  |                  |
| RESEARCH AND DEVELOPMENT PROGRAMS                         |                       |                  |                  |
| Medical and prosthetic research                           | 23                    | 15               | 15               |
| Medical center research organizations                     | 18                    | 18               | 18               |
| RESEARCH AND DEVELOPMENT PROGRAMS Subtotal.....           | 41                    | 33               | 33               |
| OTHER MISCELLANEOUS PROGRAMS                              |                       |                  |                  |
| Compensation and pensions                                 | 171                   | ---              | ---              |
| Readjustment benefits                                     | 26                    | ---              | ---              |
| Grants for construction of State extended care facilities | 127                   | 24               | ---              |
| Grants for the construction of State veterans cemeteries  | 16                    | ---              | ---              |
| General operating expenses                                | 4                     | ---              | ---              |

TABLE 5

## FEDERAL FUND UNOBLIGATED BALANCES, BY AGENCY and PROGRAM

(In millions of dollars)

| Program   | Balances, end of year |                  |                  |
|---|-----------------------|------------------|------------------|
|   | 2000<br>actual        | 2001<br>estimate | 2002<br>estimate |
| OTHER MISCELLANEOUS PROGRAMS Subtotal.....          | 344                   | 24               | ---              |
| TOTAL, OTHER PROGRAMS.....                          | 385                   | 57               | 33               |
| ** AGENCY TOTAL, ALL PROGRAMS **                    | 2,722                 | 1,652            | 1,161            |
| <hr/>   |                       |                  |                  |
| AGENCY: <u>Corps of Engineers</u>                   |                       |                  |                  |
| CAPITAL   |                       |                  |                  |
| PROCUREMENT AND CONSTRUCTION PROGRAMS               |                       |                  |                  |
| Flood control, Mississippi River and tributaries    | 3                     | 2                | 2                |
| Construction, general                               | 716                   | 686              | 542              |
| Washington aqueduct                                 | 21                    | 4                | ---              |
| Formerly utilized sites remedial action program     | 19                    | 19               | 19               |
| PROCUREMENT AND CONSTRUCTION PROGRAMS Subtotal..... | 759                   | 711              | 563              |
| OTHER REVOLVING FUNDS                               |                       |                  |                  |
| Revolving fund                                      | 502                   | 502              | 502              |
| OTHER REVOLVING FUNDS Subtotal.....                 | 502                   | 502              | 502              |
| TOTAL, CAPITAL.....                                 | 1,261                 | 1,213            | 1,065            |
| OTHER PROGRAMS                                      |                       |                  |                  |
| OTHER MISCELLANEOUS PROGRAMS                        |                       |                  |                  |
| General investigations                              | 47                    | 52               | 22               |
| Operation and maintenance, general                  | 18                    | 20               | 29               |
| General expenses                                    | 14                    | ---              | ---              |
| Flood control and coastal emergencies               | 152                   | 95               | 58               |
| Regulatory program                                  | 11                    | 9                | 9                |
| San Gabriel basin restoration fund                  | ---                   | 23               | 7                |
| OTHER MISCELLANEOUS PROGRAMS Subtotal.....          | 242                   | 199              | 125              |
| TOTAL, OTHER PROGRAMS.....                          | 242                   | 199              | 125              |
| ** AGENCY TOTAL, ALL PROGRAMS **                    | 1,503                 | 1,412            | 1,190            |
| <hr/>   |                       |                  |                  |
| AGENCY: <u>Other Defense Civil Programs</u>         |                       |                  |                  |
| CRITICAL FINANCIAL RESERVES                         |                       |                  |                  |
| INTERNATIONAL MONETARY PROGRAMS                     |                       |                  |                  |
| Foreign currency fluctuations                       | 7                     | 7                | 7                |

TABLE 5

## FEDERAL FUND UNOBLIGATED BALANCES, BY AGENCY and PROGRAM

(In millions of dollars)

| Program  | Balances, end of year |                  |                  |
|--|-----------------------|------------------|------------------|
|  | 2000<br>actual        | 2001<br>estimate | 2002<br>estimate |
| INTERNATIONAL MONETARY PROGRAMS Subtotal.....          | 7                     | 7                | 7                |
| TOTAL, CRITICAL FINANCIAL RESERVES.....                | 7                     | 7                | 7                |
| OTHER PROGRAMS   |                       |                  |                  |
| OTHER MISCELLANEOUS PROGRAMS                           |                       |                  |                  |
| Wildlife conservation                                  | 8                     | 6                | 6                |
| OTHER MISCELLANEOUS PROGRAMS Subtotal.....             | 8                     | 6                | 6                |
| TOTAL, OTHER PROGRAMS.....                             | 8                     | 6                | 6                |
| ** AGENCY TOTAL, ALL PROGRAMS **                       | 15                    | 13               | 13               |
| AGENCY: <u>Environmental Protection Agency</u>         |                       |                  |                  |
| CAPITAL  |                       |                  |                  |
| PROCUREMENT AND CONSTRUCTION PROGRAMS                  |                       |                  |                  |
| Buildings and facilities                               | 10                    | ---              | ---              |
| PROCUREMENT AND CONSTRUCTION PROGRAMS Subtotal.....    | 10                    | ---              | ---              |
| OTHER REVOLVING FUNDS                                  |                       |                  |                  |
| Reregistration and expedited processing revolving fund | 5                     | ---              | 37               |
| Environmental Protection Agency, Working capital fund  | 10                    | ---              | ---              |
| OTHER REVOLVING FUNDS Subtotal.....                    | 15                    | ---              | 37               |
| TOTAL, CAPITAL.....                                    | 25                    | ---              | 37               |
| OTHER PROGRAMS   |                       |                  |                  |
| RESEARCH AND DEVELOPMENT PROGRAMS                      |                       |                  |                  |
| Science and technology                                 | 155                   | ---              | ---              |
| RESEARCH AND DEVELOPMENT PROGRAMS Subtotal.....        | 155                   | ---              | ---              |
| OTHER MISCELLANEOUS PROGRAMS                           |                       |                  |                  |
| State and tribal assistance grants                     | 1,219                 | ---              | ---              |
| Environmental programs and management                  | 165                   | ---              | ---              |
| Office of the Inspector General                        | 9                     | ---              | ---              |
| OTHER MISCELLANEOUS PROGRAMS Subtotal.....             | 1,393                 | ---              | ---              |
| TOTAL, OTHER PROGRAMS.....                             | 1,548                 | ---              | ---              |
| ** AGENCY TOTAL, ALL PROGRAMS **                       | 1,573                 | ---              | 37               |

TABLE 5

## FEDERAL FUND UNOBLIGATED BALANCES, BY AGENCY and PROGRAM

(In millions of dollars)

| Program   | Balances, end of year |                  |                  |
|---|-----------------------|------------------|------------------|
|   | 2000<br>actual        | 2001<br>estimate | 2002<br>estimate |
| <u>AGENCY: Executive Office of the President</u>    |                       |                  |                  |
| OTHER PROGRAMS                                      |                       |                  |                  |
| OTHER MISCELLANEOUS PROGRAMS                        |                       |                  |                  |
| White House repair and restoration                  | 1                     | 1                | 1                |
| Salaries and expenses                               | 6                     | 6                | ---              |
| Armstrong resolution account                        | 2                     | ---              | ---              |
| Unanticipated needs for natural disasters           | 12                    | 12               | 12               |
| OTHER MISCELLANEOUS PROGRAMS Subtotal.....          | 21                    | 19               | 13               |
| TOTAL, OTHER PROGRAMS.....                          | 21                    | 19               | 13               |
| ** AGENCY TOTAL, ALL PROGRAMS **                    | 21                    | 19               | 13               |
| <u>AGENCY: Federal Emergency Management Agency</u>  |                       |                  |                  |
| CRITICAL FINANCIAL RESERVES                         |                       |                  |                  |
| INSURANCE AND OTHER PROGRAMS                        |                       |                  |                  |
| Disaster relief                                     | 1,909                 | 1,032            | 92               |
| INSURANCE AND OTHER PROGRAMS Subtotal.....          | 1,909                 | 1,032            | 92               |
| TOTAL, CRITICAL FINANCIAL RESERVES.....             | 1,909                 | 1,032            | 92               |
| CAPITAL   |                       |                  |                  |
| PROCUREMENT AND CONSTRUCTION PROGRAMS               |                       |                  |                  |
| National flood mitigation fund                      | 9                     | ---              | ---              |
| PROCUREMENT AND CONSTRUCTION PROGRAMS Subtotal..... | 9                     | ---              | ---              |
| OTHER REVOLVING FUNDS                               |                       |                  |                  |
| Working capital fund                                | 8                     | 4                | ---              |
| OTHER REVOLVING FUNDS Subtotal.....                 | 8                     | 4                | ---              |
| TOTAL, CAPITAL.....                                 | 17                    | 4                | ---              |
| OTHER PROGRAMS                                      |                       |                  |                  |
| OTHER MISCELLANEOUS PROGRAMS                        |                       |                  |                  |
| Emergency management planning and assistance        | 5                     | ---              | ---              |

TABLE 5

## FEDERAL FUND UNOBLIGATED BALANCES, BY AGENCY and PROGRAM

(In millions of dollars)

| Program   | Balances, end of year |                  |                  |
|---|-----------------------|------------------|------------------|
|   | 2000<br>actual        | 2001<br>estimate | 2002<br>estimate |
| Disaster assistance direct loan program account     | 8                     | 8                | 8                |
| Disaster assistance for unmet needs                 | 67                    | ---              | ---              |
| Office of Cerro Grande Fire Claims                  | 489                   | 234              | 37               |
| Radiological emergency preparedness fund            | 1                     | ---              | ---              |
| Flood map modernization fund                        | 1                     | ---              | ---              |
| OTHER MISCELLANEOUS PROGRAMS Subtotal.....          | 571                   | 242              | 45               |
| TOTAL, OTHER PROGRAMS.....                          | 571                   | 242              | 45               |
| ** AGENCY TOTAL, ALL PROGRAMS **                    | 2,497                 | 1,278            | 137              |
| <hr/>   |                       |                  |                  |
| AGENCY: <u>General Services Administration</u>      |                       |                  |                  |
| CAPITAL   |                       |                  |                  |
| PROCUREMENT AND CONSTRUCTION PROGRAMS               |                       |                  |                  |
| Federal buildings fund                              | 2,445                 | 2,059            | 1,623            |
| General supply fund                                 | 426                   | 486              | 527              |
| PROCUREMENT AND CONSTRUCTION PROGRAMS Subtotal..... | 2,871                 | 2,545            | 2,150            |
| OTHER REVOLVING FUNDS                               |                       |                  |                  |
| Information technology fund                         | 962                   | 659              | 462              |
| General Activities, Working capital fund            | 31                    | 27               | 23               |
| Federal Consumer Information Center fund            | 1                     | 1                | 1                |
| OTHER REVOLVING FUNDS Subtotal.....                 | 994                   | 687              | 486              |
| TOTAL, CAPITAL.....                                 | 3,865                 | 3,232            | 2,636            |
| OTHER PROGRAMS                                      |                       |                  |                  |
| OTHER MISCELLANEOUS PROGRAMS                        |                       |                  |                  |
| Real property relocation                            | 12                    | ---              | ---              |
| Policy and operations                               | 17                    | ---              | ---              |
| OTHER MISCELLANEOUS PROGRAMS Subtotal.....          | 29                    | ---              | ---              |
| TOTAL, OTHER PROGRAMS.....                          | 29                    | ---              | ---              |
| ** AGENCY TOTAL, ALL PROGRAMS **                    | 3,894                 | 3,232            | 2,636            |
| <hr/>   |                       |                  |                  |
| AGENCY: <u>International Assistance Programs</u>    |                       |                  |                  |
| CRITICAL FINANCIAL RESERVES                         |                       |                  |                  |

TABLE 5

## FEDERAL FUND UNOBLIGATED BALANCES, BY AGENCY and PROGRAM

(In millions of dollars)

| Program  | Balances, end of year |                  |                  |
|--|-----------------------|------------------|------------------|
|  | 2000<br>actual        | 2001<br>estimate | 2002<br>estimate |
| CREDIT LIQUIDATING PROGRAMS                                      |                       |                  |                  |
| Economic assistance loans liquidating account                    | 169                   | ---              | ---              |
| Housing and other credit guaranty programs liquidating account   | 12                    | ---              | ---              |
| Private sector revolving fund liquidating account                | 1                     | ---              | ---              |
| Overseas Private Investment Corporation liquidating account      | 3                     | ---              | ---              |
| CREDIT LIQUIDATING PROGRAMS Subtotal.....                        | 185                   | ---              | ---              |
| INTERNATIONAL MONETARY PROGRAMS                                  |                       |                  |                  |
| Economic support fund  | 514                   | ---              | ---              |
| United States quota, International Monetary Fund                 | 15,107                | 15,107           | 15,107           |
| Loans to International Monetary Fund                             | 8,711                 | 8,711            | 8,711            |
| Central American reconciliation assistance                       | 1                     | 1                | 1                |
| INTERNATIONAL MONETARY PROGRAMS Subtotal.....                    | 24,333                | 23,819           | 23,819           |
| INSURANCE AND OTHER PROGRAMS                                     |                       |                  |                  |
| Contribution to the Inter-American Development Bank              | 3,957                 | 3,957            | 3,957            |
| Contribution to the Asian Development Bank                       | 748                   | 748              | 748              |
| Contribution to the International Bank for Reconstruction and De | 7,663                 | 7,663            | 7,663            |
| Overseas Private Investment Corporation noncredit account        | 129                   | 131              | 132              |
| INSURANCE AND OTHER PROGRAMS Subtotal.....                       | 12,497                | 12,499           | 12,500           |
| TOTAL, CRITICAL FINANCIAL RESERVES.....                          | 37,015                | 36,318           | 36,319           |
| CAPITAL  |                       |                  |                  |
| PROCUREMENT AND CONSTRUCTION PROGRAMS                            |                       |                  |                  |
| Advance acquisition of property--revolving fund                  | ---                   | 1                | ---              |
| PROCUREMENT AND CONSTRUCTION PROGRAMS Subtotal.....              | ---                   | 1                | ---              |
| TOTAL, CAPITAL.....  | ---                   | 1                | ---              |
| OTHER PROGRAMS   |                       |                  |                  |
| OTHER MISCELLANEOUS PROGRAMS                                     |                       |                  |                  |
| Peacekeeping operations  | 16                    | ---              | ---              |
| Economic support fund transfer account                           | 6                     | ---              | ---              |
| Nonproliferation and disarmament fund                            | 5                     | 5                | 5                |
| Nonproliferation, antiterrorism, demining, and related programs  | 24                    | 6                | 6                |
| International military education and training                    | 1                     | ---              | ---              |
| Foreign military financing program                               | 425                   | ---              | ---              |
| Debt restructuring   | 134                   | 48               | ---              |
| Contribution for the EBRD small and medium enterprise support fu | 1                     | ---              | ---              |

TABLE 5

## FEDERAL FUND UNOBLIGATED BALANCES, BY AGENCY and PROGRAM

(In millions of dollars)

| Program  | Balances, end of year |                  |                  |
|--|-----------------------|------------------|------------------|
|  | 2000<br>actual        | 2001<br>estimate | 2002<br>estimate |
| International affairs technical assistance program               | 16                    | 5                | 5                |
| Microenterprise and small enterprise development program account | 2                     | ---              | ---              |
| Urban and environmental credit program account                   | 1                     | 1                | ---              |
| Operating expenses of the Agency for International Development   | 57                    | 35               | 17               |
| Operating expenses, Office of Inspector General                  | 5                     | 1                | ---              |
| Assistance for Eastern Europe and the Baltic States              | 197                   | ---              | ---              |
| Development fund for Africa                                      | 29                    | ---              | ---              |
| Sustainable development assistance program                       | 134                   | ---              | ---              |
| International disaster assistance                                | 34                    | ---              | ---              |
| Sub-Saharan Africa disaster assistance                           | 9                     | ---              | ---              |
| Assistance for the independent states of the former Soviet Union | 281                   | ---              | ---              |
| Child survival and disease programs                              | 20                    | ---              | ---              |
| Development credit authority program account                     | 2                     | 1                | ---              |
| Property management fund   | 3                     | 2                | 2                |
| Overseas Private Investment Corporation program account          | 47                    | 47               | 23               |
| Trade and Development Agency                                     | 19                    | 10               | ---              |
| Peace Corps  | 4                     | ---              | ---              |
| Inter-American Foundation  | 9                     | 4                | 4                |
| Special defense acquisition fund                                 | 46                    | 28               | 18               |
| OTHER MISCELLANEOUS PROGRAMS Subtotal.....                       | 1,527                 | 193              | 80               |
| TOTAL, OTHER PROGRAMS.....                                       | 1,527                 | 193              | 80               |
| ** AGENCY TOTAL, ALL PROGRAMS **                                 | 38,542                | 36,512           | 36,399           |

AGENCY: National Aeronautics and Space Administration

## CAPITAL

## PROCUREMENT AND CONSTRUCTION PROGRAMS

Construction of facilities

7 7 7

PROCUREMENT AND CONSTRUCTION PROGRAMS Subtotal.....

7 7 7

TOTAL, CAPITAL.....

7 7 7

## OTHER PROGRAMS

## RESEARCH AND DEVELOPMENT PROGRAMS

Science, Aeronautics and Technology

306 295 309

Mission support

136 162 58

RESEARCH AND DEVELOPMENT PROGRAMS Subtotal.....

442 457 367



TABLE 5

## FEDERAL FUND UNOBLIGATED BALANCES, BY AGENCY and PROGRAM

(In millions of dollars)

| Program   | Balances, end of year |                  |                  |
|---|-----------------------|------------------|------------------|
|   | 2000<br>actual        | 2001<br>estimate | 2002<br>estimate |
| OTHER MISCELLANEOUS PROGRAMS                          |                       |                  |                  |
| Human space flight                                    | 167                   | 246              | 461              |
| OTHER MISCELLANEOUS PROGRAMS Subtotal.....            | 167                   | 246              | 461              |
| TOTAL, OTHER PROGRAMS.....                            | 609                   | 703              | 828              |
| ** AGENCY TOTAL, ALL PROGRAMS **                      | 616                   | 710              | 835              |
| <hr/>   |                       |                  |                  |
| AGENCY: <u>National Science Foundation</u>            |                       |                  |                  |
| OTHER PROGRAMS  |                       |                  |                  |
| RESEARCH AND DEVELOPMENT PROGRAMS                     |                       |                  |                  |
| Research and related activities                       | 8                     | ---              | ---              |
| Major research equipment                              | 71                    | 71               | 71               |
| RESEARCH AND DEVELOPMENT PROGRAMS Subtotal.....       | 79                    | 71               | 71               |
| OTHER MISCELLANEOUS PROGRAMS                          |                       |                  |                  |
| Education and human resources                         | 60                    | 60               | 60               |
| OTHER MISCELLANEOUS PROGRAMS Subtotal.....            | 60                    | 60               | 60               |
| TOTAL, OTHER PROGRAMS.....                            | 139                   | 131              | 131              |
| ** AGENCY TOTAL, ALL PROGRAMS **                      | 139                   | 131              | 131              |
| <hr/>   |                       |                  |                  |
| AGENCY: <u>Office of Personnel Management</u>         |                       |                  |                  |
| CAPITAL   |                       |                  |                  |
| OTHER REVOLVING FUNDS                                 |                       |                  |                  |
| Revolving fund  | 48                    | 48               | 48               |
| OTHER REVOLVING FUNDS Subtotal.....                   | 48                    | 48               | 48               |
| TOTAL, CAPITAL.....                                   | 48                    | 48               | 48               |
| OTHER PROGRAMS  |                       |                  |                  |
| OTHER MISCELLANEOUS PROGRAMS                          |                       |                  |                  |
| Office of Personnel Management, Salaries and expenses | 14                    | ---              | ---              |
| OTHER MISCELLANEOUS PROGRAMS Subtotal.....            | 14                    | ---              | ---              |
| TOTAL, OTHER PROGRAMS.....                            | 14                    | ---              | ---              |
| ** AGENCY TOTAL, ALL PROGRAMS **                      | 62                    | 48               | 48               |

TABLE 5

## FEDERAL FUND UNOBLIGATED BALANCES, BY AGENCY and PROGRAM

(In millions of dollars)

| Program  | Balances, end of year |                  |                  |
|--|-----------------------|------------------|------------------|
|  | 2000<br>actual        | 2001<br>estimate | 2002<br>estimate |
| <u>AGENCY: Small Business Administration</u>             |                       |                  |                  |
| CRITICAL FINANCIAL RESERVES                              |                       |                  |                  |
| CREDIT LIQUIDATING PROGRAMS                              |                       |                  |                  |
| Pollution control equipment fund liquidating account     | 2                     | ---              | ---              |
| Disaster loan fund liquidating account                   | 240                   | ---              | ---              |
| Business loan fund liquidating account                   | 185                   | ---              | ---              |
| CREDIT LIQUIDATING PROGRAMS Subtotal.....                | 427                   | ---              | ---              |
| INSURANCE AND OTHER PROGRAMS                             |                       |                  |                  |
| Surety bond guarantees revolving fund                    | 32                    | 29               | 28               |
| INSURANCE AND OTHER PROGRAMS Subtotal.....               | 32                    | 29               | 28               |
| TOTAL, CRITICAL FINANCIAL RESERVES.....                  | 459                   | 29               | 28               |
| OTHER PROGRAMS   |                       |                  |                  |
| OTHER MISCELLANEOUS PROGRAMS                             |                       |                  |                  |
| Small Business Administration, Salaries and expenses     | 5                     | 5                | 1                |
| Office of Inspector General                              | ---                   | 1                | ---              |
| Disaster loans program account                           | 122                   | 39               | ---              |
| Business loan program account                            | 56                    | 38               | 39               |
| OTHER MISCELLANEOUS PROGRAMS Subtotal.....               | 183                   | 83               | 40               |
| TOTAL, OTHER PROGRAMS.....                               | 183                   | 83               | 40               |
| ** AGENCY TOTAL, ALL PROGRAMS **                         | 642                   | 112              | 68               |
| <u>AGENCY: Social Security Administration</u>            |                       |                  |                  |
| OTHER PROGRAMS   |                       |                  |                  |
| FORWARD FUNDED AND ADVANCE FUNDED PROGRAMS               |                       |                  |                  |
| Supplemental security income program                     | 53                    | 2,747            | 315              |
| Special benefits for disabled coal miners                | 7                     | 7                | ---              |
| FORWARD FUNDED AND ADVANCE FUNDED PROGRAMS Subtotal..... | 60                    | 2,754            | 315              |
| OTHER MISCELLANEOUS PROGRAMS                             |                       |                  |                  |
| Payments to social security trust funds                  | 18                    | 18               | 18               |

TABLE 5

## FEDERAL FUND UNOBLIGATED BALANCES, BY AGENCY and PROGRAM

(In millions of dollars)

| Program  | Balances, end of year |                  |                  |
|--|-----------------------|------------------|------------------|
|  | 2000<br>actual        | 2001<br>estimate | 2002<br>estimate |
| OTHER MISCELLANEOUS PROGRAMS Subtotal.....     | 18                    | 18               | 18               |
| TOTAL, OTHER PROGRAMS.....                     | 78                    | 2,772            | 333              |
| ** AGENCY TOTAL, ALL PROGRAMS **               | 78                    | 2,772            | 333              |
| <hr/>  |                       |                  |                  |
| AGENCY: <u>Appalachian Regional Commission</u> |                       |                  |                  |
| OTHER PROGRAMS                                 |                       |                  |                  |
| OTHER MISCELLANEOUS PROGRAMS                   |                       |                  |                  |
| Appalachian Regional Commission                | 26                    | 17               | ---              |
| OTHER MISCELLANEOUS PROGRAMS Subtotal.....     | 26                    | 17               | ---              |
| TOTAL, OTHER PROGRAMS.....                     | 26                    | 17               | ---              |
| ** AGENCY TOTAL, ALL PROGRAMS **               | 26                    | 17               | ---              |
| <hr/>  |                       |                  |                  |
| AGENCY: <u>Broadcasting Board of Governors</u> |                       |                  |                  |
| OTHER PROGRAMS                                 |                       |                  |                  |
| OTHER MISCELLANEOUS PROGRAMS                   |                       |                  |                  |
| International broadcasting operations          | 5                     | 5                | ---              |
| Broadcasting to Cuba                           | 2                     | ---              | ---              |
| Buying power maintenance                       | 4                     | 4                | 4                |
| OTHER MISCELLANEOUS PROGRAMS Subtotal.....     | 11                    | 9                | 4                |
| TOTAL, OTHER PROGRAMS.....                     | 11                    | 9                | 4                |
| ** AGENCY TOTAL, ALL PROGRAMS **               | 11                    | 9                | 4                |
| <hr/>  |                       |                  |                  |
| AGENCY: <u>Commission on Ocean Policy</u>      |                       |                  |                  |
| OTHER PROGRAMS                                 |                       |                  |                  |
| OTHER MISCELLANEOUS PROGRAMS                   |                       |                  |                  |
| Salaries and expenses                          | 4                     | 4                | 2                |
| OTHER MISCELLANEOUS PROGRAMS Subtotal.....     | 4                     | 4                | 2                |
| TOTAL, OTHER PROGRAMS.....                     | 4                     | 4                | 2                |
| ** AGENCY TOTAL, ALL PROGRAMS **               | 4                     | 4                | 2                |

TABLE 5

## FEDERAL FUND UNOBLIGATED BALANCES, BY AGENCY and PROGRAM

(In millions of dollars)

| Program   | Balances, end of year |                  |                  |
|---|-----------------------|------------------|------------------|
|   | 2000<br>actual        | 2001<br>estimate | 2002<br>estimate |
| AGENCY: <u>Corporation for National and Community Service</u> |                       |                  |                  |
| OTHER PROGRAMS  |                       |                  |                  |
| OTHER MISCELLANEOUS PROGRAMS                                  |                       |                  |                  |
| National and community service programs, operating expenses   | 96                    | 61               | 13               |
| OTHER MISCELLANEOUS PROGRAMS Subtotal.....                    | 96                    | 61               | 13               |
| TOTAL, OTHER PROGRAMS.....                                    | 96                    | 61               | 13               |
| ** AGENCY TOTAL, ALL PROGRAMS **                              | 96                    | 61               | 13               |
| AGENCY: <u>Defense Nuclear Facilities Safety Board</u>        |                       |                  |                  |
| OTHER PROGRAMS  |                       |                  |                  |
| OTHER MISCELLANEOUS PROGRAMS                                  |                       |                  |                  |
| Salaries and expenses   | 2                     | 2                | ---              |
| OTHER MISCELLANEOUS PROGRAMS Subtotal.....                    | 2                     | 2                | ---              |
| TOTAL, OTHER PROGRAMS.....                                    | 2                     | 2                | ---              |
| ** AGENCY TOTAL, ALL PROGRAMS **                              | 2                     | 2                | ---              |
| AGENCY: <u>Delta Regional Authority</u>                       |                       |                  |                  |
| OTHER PROGRAMS  |                       |                  |                  |
| OTHER MISCELLANEOUS PROGRAMS                                  |                       |                  |                  |
| Delta regional authority                                      | ---                   | 17               | 34               |
| OTHER MISCELLANEOUS PROGRAMS Subtotal.....                    | ---                   | 17               | 34               |
| TOTAL, OTHER PROGRAMS.....                                    | ---                   | 17               | 34               |
| ** AGENCY TOTAL, ALL PROGRAMS **                              | ---                   | 17               | 34               |
| AGENCY: <u>Denali Commission</u>                              |                       |                  |                  |
| OTHER PROGRAMS  |                       |                  |                  |

TABLE 5

## FEDERAL FUND UNOBLIGATED BALANCES, BY AGENCY and PROGRAM

(In millions of dollars)

| Program   | Balances, end of year |                  |                  |
|---|-----------------------|------------------|------------------|
|   | 2000<br>actual        | 2001<br>estimate | 2002<br>estimate |
| OTHER MISCELLANEOUS PROGRAMS                                |                       |                  |                  |
| Denali Commission   | 1                     | 11               | 11               |
| OTHER MISCELLANEOUS PROGRAMS Subtotal.....                  | 1                     | 11               | 11               |
| TOTAL, OTHER PROGRAMS.....                                  | 1                     | 11               | 11               |
| ** AGENCY TOTAL, ALL PROGRAMS **                            | 1                     | 11               | 11               |
| <hr/>   |                       |                  |                  |
| AGENCY: <u>District of Columbia</u>                         |                       |                  |                  |
| OTHER PROGRAMS  |                       |                  |                  |
| OTHER MISCELLANEOUS PROGRAMS                                |                       |                  |                  |
| Federal payment to the District of Columbia courts          | 4                     | 2                | 2                |
| Defender services in District of Columbia courts            | 4                     | ---              | ---              |
| OTHER MISCELLANEOUS PROGRAMS Subtotal.....                  | 8                     | 2                | 2                |
| TOTAL, OTHER PROGRAMS.....                                  | 8                     | 2                | 2                |
| ** AGENCY TOTAL, ALL PROGRAMS **                            | 8                     | 2                | 2                |
| <hr/>   |                       |                  |                  |
| AGENCY: <u>Equal Employment Opportunity Commission</u>      |                       |                  |                  |
| CAPITAL   |                       |                  |                  |
| OTHER REVOLVING FUNDS                                       |                       |                  |                  |
| Education, technical assistance and training revolving fund | 2                     | 2                | 2                |
| OTHER REVOLVING FUNDS Subtotal.....                         | 2                     | 2                | 2                |
| TOTAL, CAPITAL.....   | 2                     | 2                | 2                |
| ** AGENCY TOTAL, ALL PROGRAMS **                            | 2                     | 2                | 2                |
| <hr/>   |                       |                  |                  |
| AGENCY: <u>Export-Import Bank of the United States</u>      |                       |                  |                  |
| CRITICAL FINANCIAL RESERVES                                 |                       |                  |                  |
| CREDIT LIQUIDATING PROGRAMS                                 |                       |                  |                  |
| Export-Import Bank of the United States liquidating account | 1,087                 | ---              | ---              |
| CREDIT LIQUIDATING PROGRAMS Subtotal.....                   | 1,087                 | ---              | ---              |
| TOTAL, CRITICAL FINANCIAL RESERVES.....                     | 1,087                 | ---              | ---              |

TABLE 5

## FEDERAL FUND UNOBLIGATED BALANCES, BY AGENCY and PROGRAM

(In millions of dollars)

| Program  | Balances, end of year |                  |                  |
|--|-----------------------|------------------|------------------|
|  | 2000<br>actual        | 2001<br>estimate | 2002<br>estimate |
| OTHER PROGRAMS   |                       |                  |                  |
| OTHER MISCELLANEOUS PROGRAMS                                       |                       |                  |                  |
| Export-Import Bank loans program account                           | 358                   | 297              | 267              |
| OTHER MISCELLANEOUS PROGRAMS Subtotal.....                         | 358                   | 297              | 267              |
| TOTAL, OTHER PROGRAMS.....   | 358                   | 297              | 267              |
| ** AGENCY TOTAL, ALL PROGRAMS **                                   | 1,445                 | 297              | 267              |
| AGENCY: <u>Farm Credit Administration</u>                          |                       |                  |                  |
| CAPITAL  |                       |                  |                  |
| OTHER REVOLVING FUNDS  |                       |                  |                  |
| Revolving fund for administrative expenses                         | 9                     | 9                | 8                |
| OTHER REVOLVING FUNDS Subtotal.....                                | 9                     | 9                | 8                |
| TOTAL, CAPITAL.....  | 9                     | 9                | 8                |
| ** AGENCY TOTAL, ALL PROGRAMS **                                   | 9                     | 9                | 8                |
| AGENCY: <u>Farm Credit System Financial Assistance Corporation</u> |                       |                  |                  |
| CRITICAL FINANCIAL RESERVES  |                       |                  |                  |
| CREDIT LIQUIDATING PROGRAMS  |                       |                  |                  |
| Financial Assistance Corporation assistance fund liquidating acc   | 1,272                 | 1,338            | 1,409            |
| CREDIT LIQUIDATING PROGRAMS Subtotal.....                          | 1,272                 | 1,338            | 1,409            |
| TOTAL, CRITICAL FINANCIAL RESERVES.....                            | 1,272                 | 1,338            | 1,409            |
| ** AGENCY TOTAL, ALL PROGRAMS **                                   | 1,272                 | 1,338            | 1,409            |
| AGENCY: <u>Farm Credit System Insurance Corporation</u>            |                       |                  |                  |
| CRITICAL FINANCIAL RESERVES  |                       |                  |                  |
| INSURANCE AND OTHER PROGRAMS                                       |                       |                  |                  |
| Farm credit system insurance fund                                  | 1,539                 | 1,655            | 1,779            |
| INSURANCE AND OTHER PROGRAMS Subtotal.....                         | 1,539                 | 1,655            | 1,779            |
| TOTAL, CRITICAL FINANCIAL RESERVES.....                            | 1,539                 | 1,655            | 1,779            |
| ** AGENCY TOTAL, ALL PROGRAMS **                                   | 1,539                 | 1,655            | 1,779            |

TABLE 5

## FEDERAL FUND UNOBLIGATED BALANCES, BY AGENCY and PROGRAM

(In millions of dollars)

| Program   | Balances, end of year |                  |                  |
|---|-----------------------|------------------|------------------|
|   | 2000<br>actual        | 2001<br>estimate | 2002<br>estimate |
| <u>AGENCY: Federal Communications Commission</u>                                |                       |                  |                  |
| OTHER PROGRAMS  |                       |                  |                  |
| OTHER MISCELLANEOUS PROGRAMS  |                       |                  |                  |
| Salaries and expenses   | 17                    | ---              | ---              |
| Spectrum auction program account  | 1,821                 | ---              | ---              |
| Universal service fund  | 181                   | 167              | 168              |
| OTHER MISCELLANEOUS PROGRAMS Subtotal.....                                      | 2,019                 | 167              | 168              |
| TOTAL, OTHER PROGRAMS.....  | 2,019                 | 167              | 168              |
| ** AGENCY TOTAL, ALL PROGRAMS **  | 2,019                 | 167              | 168              |
| <u>AGENCY: Federal Deposit Insurance Corporation</u>                            |                       |                  |                  |
| CRITICAL FINANCIAL RESERVES   |                       |                  |                  |
| INSURANCE AND OTHER PROGRAMS  |                       |                  |                  |
| Bank insurance fund   | 29,081                | 29,549           | 30,502           |
| Savings association insurance fund  | 10,437                | 10,554           | 10,908           |
| FSLIC resolution fund   | 3,422                 | 3,306            | 3,043            |
| Office of Inspector General   | 9                     | 9                | 9                |
| INSURANCE AND OTHER PROGRAMS Subtotal.....                                      | 42,949                | 43,418           | 44,462           |
| TOTAL, CRITICAL FINANCIAL RESERVES.....   | 42,949                | 43,418           | 44,462           |
| ** AGENCY TOTAL, ALL PROGRAMS **  | 42,949                | 43,418           | 44,462           |
| <u>AGENCY: Federal Drug Control Programs</u>                                    |                       |                  |                  |
| OTHER PROGRAMS  |                       |                  |                  |
| OTHER MISCELLANEOUS PROGRAMS  |                       |                  |                  |
| Special forfeiture fund   | 3                     | 3                | 3                |
| OTHER MISCELLANEOUS PROGRAMS Subtotal.....                                      | 3                     | 3                | 3                |
| TOTAL, OTHER PROGRAMS.....  | 3                     | 3                | 3                |
| ** AGENCY TOTAL, ALL PROGRAMS **  | 3                     | 3                | 3                |
| <u>AGENCY: Federal Financial Institutions Examination Council Appraisal Sub</u> |                       |                  |                  |

TABLE 5

## FEDERAL FUND UNOBLIGATED BALANCES, BY AGENCY and PROGRAM

(In millions of dollars)

| Program   | Balances, end of year |                  |                  |
|---|-----------------------|------------------|------------------|
|   | 2000<br>actual        | 2001<br>estimate | 2002<br>estimate |
| CAPITAL   |                       |                  |                  |
| OTHER REVOLVING FUNDS                                     |                       |                  |                  |
| Registry fees   | 4                     | 4                | 4                |
| OTHER REVOLVING FUNDS Subtotal.....                       | 4                     | 4                | 4                |
| TOTAL, CAPITAL.....                                       | 4                     | 4                | 4                |
| ** AGENCY TOTAL, ALL PROGRAMS **                          | 4                     | 4                | 4                |
| AGENCY: <u>Federal Housing Finance Board</u>              |                       |                  |                  |
| CAPITAL   |                       |                  |                  |
| OTHER REVOLVING FUNDS                                     |                       |                  |                  |
| Federal housing finance board                             | 1                     | ---              | ---              |
| OTHER REVOLVING FUNDS Subtotal.....                       | 1                     | ---              | ---              |
| TOTAL, CAPITAL.....                                       | 1                     | ---              | ---              |
| ** AGENCY TOTAL, ALL PROGRAMS **                          | 1                     | ---              | ---              |
| AGENCY: <u>Federal Mediation and Conciliation Service</u> |                       |                  |                  |
| OTHER PROGRAMS  |                       |                  |                  |
| OTHER MISCELLANEOUS PROGRAMS                              |                       |                  |                  |
| Salaries and expenses                                     | 1                     | 1                | 1                |
| OTHER MISCELLANEOUS PROGRAMS Subtotal.....                | 1                     | 1                | 1                |
| TOTAL, OTHER PROGRAMS.....                                | 1                     | 1                | 1                |
| ** AGENCY TOTAL, ALL PROGRAMS **                          | 1                     | 1                | 1                |
| AGENCY: <u>Federal Trade Commission</u>                   |                       |                  |                  |
| OTHER PROGRAMS  |                       |                  |                  |
| OTHER MISCELLANEOUS PROGRAMS                              |                       |                  |                  |
| Salaries and expenses                                     | 4                     | 4                | 4                |



TABLE 5

## FEDERAL FUND UNOBLIGATED BALANCES, BY AGENCY and PROGRAM

(In millions of dollars)

| Program   | Balances, end of year |                  |                  |
|---|-----------------------|------------------|------------------|
|   | 2000<br>actual        | 2001<br>estimate | 2002<br>estimate |
| OTHER MISCELLANEOUS PROGRAMS Subtotal.....                                      | 4                     | 4                | 4                |
| TOTAL, OTHER PROGRAMS.....  | 4                     | 4                | 4                |
| ** AGENCY TOTAL, ALL PROGRAMS **  | 4                     | 4                | 4                |
| <hr/>   |                       |                  |                  |
| AGENCY: <u>Intelligence Community Management Account</u>                        |                       |                  |                  |
| OTHER PROGRAMS  |                       |                  |                  |
| OTHER MISCELLANEOUS PROGRAMS  |                       |                  |                  |
| Intelligence community management account                                       | 14                    | 14               | 14               |
| OTHER MISCELLANEOUS PROGRAMS Subtotal.....                                      | 14                    | 14               | 14               |
| TOTAL, OTHER PROGRAMS.....  | 14                    | 14               | 14               |
| ** AGENCY TOTAL, ALL PROGRAMS **  | 14                    | 14               | 14               |
| <hr/>   |                       |                  |                  |
| AGENCY: <u>Morris K. Udall Scholarship and Excellence in National Environme</u> |                       |                  |                  |
| OTHER PROGRAMS  |                       |                  |                  |
| OTHER MISCELLANEOUS PROGRAMS  |                       |                  |                  |
| Environmental dispute resolution fund   | 3                     | 2                | ---              |
| OTHER MISCELLANEOUS PROGRAMS Subtotal.....                                      | 3                     | 2                | ---              |
| TOTAL, OTHER PROGRAMS.....  | 3                     | 2                | ---              |
| ** AGENCY TOTAL, ALL PROGRAMS **  | 3                     | 2                | ---              |
| <hr/>   |                       |                  |                  |
| AGENCY: <u>National Archives and Records Administration</u>                     |                       |                  |                  |
| CAPITAL   |                       |                  |                  |
| PROCUREMENT AND CONSTRUCTION PROGRAMS   |                       |                  |                  |
| Repairs and restoration   | 23                    | 23               | 23               |
| PROCUREMENT AND CONSTRUCTION PROGRAMS Subtotal.....                             | 23                    | 23               | 23               |
| OTHER REVOLVING FUNDS   |                       |                  |                  |
| Records center revolving fund   | 18                    | 18               | 18               |
| OTHER REVOLVING FUNDS Subtotal.....   | 18                    | 18               | 18               |
| TOTAL, CAPITAL.....   | 41                    | 41               | 41               |

TABLE 5

## FEDERAL FUND UNOBLIGATED BALANCES, BY AGENCY and PROGRAM

(In millions of dollars)

| Program  | Balances, end of year |                  |                  |
|--|-----------------------|------------------|------------------|
|  | 2000<br>actual        | 2001<br>estimate | 2002<br>estimate |
| OTHER PROGRAMS   |                       |                  |                  |
| OTHER MISCELLANEOUS PROGRAMS                               |                       |                  |                  |
| Operating expenses   | 15                    | 15               | 15               |
| OTHER MISCELLANEOUS PROGRAMS Subtotal.....                 | 15                    | 15               | 15               |
| TOTAL, OTHER PROGRAMS.....                                 | 15                    | 15               | 15               |
| ** AGENCY TOTAL, ALL PROGRAMS **                           | 56                    | 56               | 56               |
| AGENCY: <u>National Credit Union Administration</u>        |                       |                  |                  |
| CRITICAL FINANCIAL RESERVES                                |                       |                  |                  |
| INSURANCE AND OTHER PROGRAMS                               |                       |                  |                  |
| Credit union share insurance fund                          | 4,515                 | 4,760            | 5,114            |
| INSURANCE AND OTHER PROGRAMS Subtotal.....                 | 4,515                 | 4,760            | 5,114            |
| TOTAL, CRITICAL FINANCIAL RESERVES.....                    | 4,515                 | 4,760            | 5,114            |
| CAPITAL  |                       |                  |                  |
| OTHER REVOLVING FUNDS                                      |                       |                  |                  |
| Operating fund   | ---                   | ---              | ---              |
| Community development credit union revolving loan fund     | 1                     | 1                | 1                |
| OTHER REVOLVING FUNDS Subtotal.....                        | 1                     | 1                | 1                |
| TOTAL, CAPITAL.....  | 1                     | 1                | 1                |
| ** AGENCY TOTAL, ALL PROGRAMS **                           | 4,516                 | 4,761            | 5,115            |
| AGENCY: <u>National Endowment for the Arts</u>             |                       |                  |                  |
| OTHER PROGRAMS   |                       |                  |                  |
| OTHER MISCELLANEOUS PROGRAMS                               |                       |                  |                  |
| National Endowment for the Arts: grants and administration | 3                     | 1                | 1                |
| OTHER MISCELLANEOUS PROGRAMS Subtotal.....                 | 3                     | 1                | 1                |
| TOTAL, OTHER PROGRAMS.....                                 | 3                     | 1                | 1                |
| ** AGENCY TOTAL, ALL PROGRAMS **                           | 3                     | 1                | 1                |

TABLE 5

## FEDERAL FUND UNOBLIGATED BALANCES, BY AGENCY and PROGRAM

(In millions of dollars)

| Program  | Balances, end of year |                  |                  |
|--|-----------------------|------------------|------------------|
|  | 2000<br>actual        | 2001<br>estimate | 2002<br>estimate |
| <hr/> AGENCY: <u>National Endowment for the Humanities</u> <hr/> |                       |                  |                  |
| OTHER PROGRAMS   |                       |                  |                  |
| OTHER MISCELLANEOUS PROGRAMS                                     |                       |                  |                  |
| National Endowment for the Humanities: grants and administration | 5                     | 11               | 17               |
| OTHER MISCELLANEOUS PROGRAMS Subtotal.....                       | 5                     | 11               | 17               |
| TOTAL, OTHER PROGRAMS.....                                       | 5                     | 11               | 17               |
| ** AGENCY TOTAL, ALL PROGRAMS **                                 | 5                     | 11               | 17               |
| <hr/>  |                       |                  |                  |
| AGENCY: <u>Institute of Museum and Library Services</u> <hr/>    |                       |                  |                  |
| OTHER PROGRAMS   |                       |                  |                  |
| OTHER MISCELLANEOUS PROGRAMS                                     |                       |                  |                  |
| Office of Museum Services: grants and administration             | 1                     | ---              | ---              |
| Office of Library Services: grants and administration            | 3                     | 3                | 3                |
| OTHER MISCELLANEOUS PROGRAMS Subtotal.....                       | 4                     | 3                | 3                |
| TOTAL, OTHER PROGRAMS.....                                       | 4                     | 3                | 3                |
| ** AGENCY TOTAL, ALL PROGRAMS **                                 | 4                     | 3                | 3                |
| <hr/>  |                       |                  |                  |
| AGENCY: <u>National Transportation Safety Board</u> <hr/>        |                       |                  |                  |
| OTHER PROGRAMS   |                       |                  |                  |
| OTHER MISCELLANEOUS PROGRAMS                                     |                       |                  |                  |
| Salaries and expenses  | 11                    | ---              | ---              |
| Emergency fund   | 2                     | 2                | 2                |
| OTHER MISCELLANEOUS PROGRAMS Subtotal.....                       | 13                    | 2                | 2                |
| TOTAL, OTHER PROGRAMS.....                                       | 13                    | 2                | 2                |
| ** AGENCY TOTAL, ALL PROGRAMS **                                 | 13                    | 2                | 2                |
| <hr/>  |                       |                  |                  |
| AGENCY: <u>Nuclear Regulatory Commission</u> <hr/>               |                       |                  |                  |

TABLE 5

## FEDERAL FUND UNOBLIGATED BALANCES, BY AGENCY and PROGRAM

(In millions of dollars)

| Program  | Balances, end of year |                  |                  |
|--|-----------------------|------------------|------------------|
|  | 2000<br>actual        | 2001<br>estimate | 2002<br>estimate |
| OTHER PROGRAMS   |                       |                  |                  |
| OTHER MISCELLANEOUS PROGRAMS                               |                       |                  |                  |
| Salaries and expenses                                      | 28                    | ---              | ---              |
| Office of Inspector General                                | 1                     | 1                | ---              |
| OTHER MISCELLANEOUS PROGRAMS Subtotal.....                 | 29                    | 1                | ---              |
| TOTAL, OTHER PROGRAMS.....                                 | 29                    | 1                | ---              |
| ** AGENCY TOTAL, ALL PROGRAMS **                           | 29                    | 1                | ---              |
| AGENCY: <u>Office of Navajo and Hopi Indian Relocation</u> |                       |                  |                  |
| CAPITAL  |                       |                  |                  |
| PROCUREMENT AND CONSTRUCTION PROGRAMS                      |                       |                  |                  |
| Salaries and expenses                                      | 5                     | 2                | 2                |
| PROCUREMENT AND CONSTRUCTION PROGRAMS Subtotal.....        | 5                     | 2                | 2                |
| TOTAL, CAPITAL.....  | 5                     | 2                | 2                |
| ** AGENCY TOTAL, ALL PROGRAMS **                           | 5                     | 2                | 2                |
| AGENCY: <u>Oklahoma City National Memorial Trust</u>       |                       |                  |                  |
| OTHER PROGRAMS   |                       |                  |                  |
| OTHER MISCELLANEOUS PROGRAMS                               |                       |                  |                  |
| Oklahoma City National Memorial Trust                      | 1                     | 1                | ---              |
| OTHER MISCELLANEOUS PROGRAMS Subtotal.....                 | 1                     | 1                | ---              |
| TOTAL, OTHER PROGRAMS.....                                 | 1                     | 1                | ---              |
| ** AGENCY TOTAL, ALL PROGRAMS **                           | 1                     | 1                | ---              |
| AGENCY: <u>Panama Canal Commission</u>                     |                       |                  |                  |
| CAPITAL  |                       |                  |                  |
| OTHER REVOLVING FUNDS                                      |                       |                  |                  |
| Panama Canal revolving fund                                | 34                    | 32               | 31               |
| OTHER REVOLVING FUNDS Subtotal.....                        | 34                    | 32               | 31               |

TABLE 5

## FEDERAL FUND UNOBLIGATED BALANCES, BY AGENCY and PROGRAM

(In millions of dollars)

| Program  | Balances, end of year |                  |                  |
|--|-----------------------|------------------|------------------|
|  | 2000<br>actual        | 2001<br>estimate | 2002<br>estimate |
| TOTAL, CAPITAL.....                                      | 34                    | 32               | 31               |
| OTHER PROGRAMS   |                       |                  |                  |
| OTHER MISCELLANEOUS PROGRAMS                             |                       |                  |                  |
| Panama Canal Commission dissolution fund                 | 2                     | ---              | ---              |
| OTHER MISCELLANEOUS PROGRAMS Subtotal.....               | 2                     | ---              | ---              |
| TOTAL, OTHER PROGRAMS.....                               | 2                     | ---              | ---              |
| ** AGENCY TOTAL, ALL PROGRAMS **                         | 36                    | 32               | 31               |
| AGENCY: <u>Presidio Trust</u>                            |                       |                  |                  |
| CAPITAL  |                       |                  |                  |
| OTHER REVOLVING FUNDS                                    |                       |                  |                  |
| Presidio Trust   | 82                    | 118              | 119              |
| OTHER REVOLVING FUNDS Subtotal.....                      | 82                    | 118              | 119              |
| TOTAL, CAPITAL.....                                      | 82                    | 118              | 119              |
| ** AGENCY TOTAL, ALL PROGRAMS **                         | 82                    | 118              | 119              |
| AGENCY: <u>Securities and Exchange Commission</u>        |                       |                  |                  |
| CRITICAL FINANCIAL RESERVES                              |                       |                  |                  |
| INSURANCE AND OTHER PROGRAMS                             |                       |                  |                  |
| Investment in Securities Investor Protection Corporation | 1,000                 | 1,000            | 1,000            |
| INSURANCE AND OTHER PROGRAMS Subtotal.....               | 1,000                 | 1,000            | 1,000            |
| TOTAL, CRITICAL FINANCIAL RESERVES.....                  | 1,000                 | 1,000            | 1,000            |
| OTHER PROGRAMS   |                       |                  |                  |
| OTHER MISCELLANEOUS PROGRAMS                             |                       |                  |                  |
| Salaries and expenses                                    | 74                    | 70               | 70               |
| OTHER MISCELLANEOUS PROGRAMS Subtotal.....               | 74                    | 70               | 70               |
| TOTAL, OTHER PROGRAMS.....                               | 74                    | 70               | 70               |
| ** AGENCY TOTAL, ALL PROGRAMS **                         | 1,074                 | 1,070            | 1,070            |

TABLE 5

## FEDERAL FUND UNOBLIGATED BALANCES, BY AGENCY and PROGRAM

(In millions of dollars)

| Program  | Balances, end of year |                  |                  |
|--|-----------------------|------------------|------------------|
|  | 2000<br>actual        | 2001<br>estimate | 2002<br>estimate |
| AGENCY: <u>Smithsonian Institution</u>                           |                       |                  |                  |
| CAPITAL  |                       |                  |                  |
| PROCUREMENT AND CONSTRUCTION PROGRAMS                            |                       |                  |                  |
| Repair, restoration, and renovation of buildings, National Galle | 3                     | 1                | 1                |
| Construction, JFK Center for the Performing Arts                 | 26                    | 12               | 12               |
| PROCUREMENT AND CONSTRUCTION PROGRAMS Subtotal.....              | 29                    | 13               | 13               |
| TOTAL, CAPITAL.....  | 29                    | 13               | 13               |
| OTHER PROGRAMS   |                       |                  |                  |
| RESEARCH AND DEVELOPMENT PROGRAMS                                |                       |                  |                  |
| Museum programs and related research (special foreign currency p | 1                     | 1                | 1                |
| RESEARCH AND DEVELOPMENT PROGRAMS Subtotal.....                  | 1                     | 1                | 1                |
| OTHER MISCELLANEOUS PROGRAMS                                     |                       |                  |                  |
| Salaries and expenses  | 16                    | 16               | 16               |
| Repair, restoration and alteration of facilities                 | 13                    | 13               | 13               |
| Construction   | 48                    | 4                | ---              |
| Operations and maintenance, JFK Center for the Performing Arts   | 14                    | 14               | 14               |
| OTHER MISCELLANEOUS PROGRAMS Subtotal.....                       | 91                    | 47               | 43               |
| TOTAL, OTHER PROGRAMS.....                                       | 92                    | 48               | 44               |
| ** AGENCY TOTAL, ALL PROGRAMS **                                 | 121                   | 61               | 57               |
| AGENCY: <u>State Justice Institute</u>                           |                       |                  |                  |
| OTHER PROGRAMS   |                       |                  |                  |
| OTHER MISCELLANEOUS PROGRAMS                                     |                       |                  |                  |
| State Justice Institute: salaries and expenses                   | 2                     | 2                | 2                |
| OTHER MISCELLANEOUS PROGRAMS Subtotal.....                       | 2                     | 2                | 2                |
| TOTAL, OTHER PROGRAMS.....                                       | 2                     | 2                | 2                |
| ** AGENCY TOTAL, ALL PROGRAMS **                                 | 2                     | 2                | 2                |
| AGENCY: <u>Tennessee Valley Authority</u>                        |                       |                  |                  |

TABLE 5

## FEDERAL FUND UNOBLIGATED BALANCES, BY AGENCY and PROGRAM

(In millions of dollars)

| Program  | Balances, end of year |                  |                  |
|--|-----------------------|------------------|------------------|
|  | 2000<br>actual        | 2001<br>estimate | 2002<br>estimate |
| CAPITAL  |                       |                  |                  |
| OTHER REVOLVING FUNDS                                    |                       |                  |                  |
| Tennessee Valley Authority fund                          | 223                   | 168              | 116              |
| OTHER REVOLVING FUNDS Subtotal.....                      | 223                   | 168              | 116              |
| TOTAL, CAPITAL.....                                      | 223                   | 168              | 116              |
| ** AGENCY TOTAL, ALL PROGRAMS **                         | 223                   | 168              | 116              |
| AGENCY: <u>United States Enrichment Corporation Fund</u> |                       |                  |                  |
| CAPITAL  |                       |                  |                  |
| OTHER REVOLVING FUNDS                                    |                       |                  |                  |
| United States Enrichment Corporation Fund                | 477                   | 1,266            | 1,333            |
| OTHER REVOLVING FUNDS Subtotal.....                      | 477                   | 1,266            | 1,333            |
| TOTAL, CAPITAL.....                                      | 477                   | 1,266            | 1,333            |
| ** AGENCY TOTAL, ALL PROGRAMS **                         | 477                   | 1,266            | 1,333            |
| AGENCY: <u>Vietnam Education Foundation</u>              |                       |                  |                  |
| OTHER PROGRAMS   |                       |                  |                  |
| FORWARD FUNDED AND ADVANCE FUNDED PROGRAMS               |                       |                  |                  |
| Vietnam debt repayment fund                              | ---                   | ---              | 3                |
| FORWARD FUNDED AND ADVANCE FUNDED PROGRAMS Subtotal..... | ---                   | ---              | 3                |
| TOTAL, OTHER PROGRAMS.....                               | ---                   | ---              | 3                |
| ** AGENCY TOTAL, ALL PROGRAMS **                         | ---                   | ---              | 3                |
| AGENCY: <u>** Government-wide totals **</u>              |                       |                  |                  |
| CRITICAL FINANCIAL RESERVES                              |                       |                  |                  |
| CREDIT LIQUIDATING PROGRAMS Subtotal.....                | 32,334                | 21,978           | 24,951           |
| INTERNATIONAL MONETARY PROGRAMS Subtotal.....            | 46,980                | 46,619           | 47,865           |
| INSURANCE AND OTHER PROGRAMS Subtotal.....               | 75,937                | 77,188           | 79,390           |
| TOTAL, CRITICAL FINANCIAL RESERVES.....                  | 155,251               | 145,785          | 152,206          |

TABLE 5

## FEDERAL FUND UNOBLIGATED BALANCES, BY AGENCY and PROGRAM

(In millions of dollars)

| Program  | Balances, end of year |                  |                  |
|--|-----------------------|------------------|------------------|
|  | 2000<br>actual        | 2001<br>estimate | 2002<br>estimate |
| CAPITAL  |                       |                  |                  |
| PROCUREMENT AND CONSTRUCTION PROGRAMS Subtotal.....      | 37,194                | 35,727           | 35,360           |
| OTHER REVOLVING FUNDS Subtotal.....                      | 13,231                | 12,580           | 12,452           |
| TOTAL, CAPITAL.....                                      | 50,425                | 48,307           | 47,812           |
| OTHER PROGRAMS   |                       |                  |                  |
| SUBSIDIZED HOUSING PROGRAMS Subtotal.....                | 7,605                 | 1,935            | 5,326            |
| FORWARD FUNDED AND ADVANCE FUNDED PROGRAMS Subtotal..... | 3,756                 | 5,886            | 4,496            |
| RESEARCH AND DEVELOPMENT PROGRAMS Subtotal.....          | 6,992                 | 5,931            | 5,808            |
| OTHER MISCELLANEOUS PROGRAMS Subtotal.....               | 29,194                | 12,767           | 12,013           |
| TOTAL, OTHER PROGRAMS.....                               | 47,547                | 26,519           | 27,643           |
| ** TOTAL, FEDERAL FUND UNOBLIGATED BALANCES **           | 253,223               | 220,611          | 227,661          |



TABLE 6

## FEDERAL FUND UNAVAILABLE COLLECTIONS, BY AGENCY

(In millions of dollars)

| Department or other unit                    | Balances, end of year |                  |                  |
|---|-----------------------|------------------|------------------|
|   | 2000<br>actual        | 2001<br>estimate | 2002<br>estimate |
| Department of Agriculture                   | 10,694                | 11,391           | 12,151           |
| Department of Commerce                      | 556                   | 668              | 874              |
| Department of Defense--Military             | 753                   | 807              | 973              |
| Department of Education                     | 1                     | 1                | 1                |
| Department of Energy                        | 11,438                | 12,841           | 14,456           |
| Department of Housing and Urban Development | 1,011                 | 7,968            | 8,752            |
| Department of the Interior                  | 20,463                | 21,267           | 21,929           |
| Department of Justice                       | 1,659                 | 1,696            | 1,510            |
| Department of State                         | 15                    | 9                | 4                |
| Department of Transportation                | 16                    | 13               | 12               |
| Department of the Treasury                  | 15                    | 224              | 238              |
| Department of Veterans Affairs              | 541                   | 515              | 484              |
| Corps of Engineers                          | 47                    | 48               | 54               |
| Environmental Protection Agency             | 76                    | 89               | 95               |
| Federal Emergency Management Agency         | 1                     | 1                | 2                |
| General Services Administration             | 545                   | 785              | 759              |
| International Assistance Programs           | 2,807                 | 3,007            | 3,258            |
| Social Security Administration              | 5                     | 14               | 14               |
| Other Independent Agencies                  | <u>1,757</u>          | <u>2,380</u>     | <u>3,144</u>     |
| TOTAL.....                                  | 52,400                | 63,724           | 68,710           |

---

---

# **TRUST FUNDS**

---

---

TABLE 7

## TRUST FUND OBLIGATED BALANCES, BY AGENCY

(In millions of dollars)

| Department or other unit                    | Balances, end of year |                  |                  |
|---|-----------------------|------------------|------------------|
|   | 2000<br>actual        | 2001<br>estimate | 2002<br>estimate |
| Legislative Branch                          | 2                     | 12               | 26               |
| Department of Agriculture                   | 283                   | 409              | 477              |
| Department of Defense--Military             | 508                   | 479              | 482              |
| Department of Energy                        | 5                     | 5                | 5                |
| Department of Health and Human Services     | 1,060                 | 788              | 787              |
| Department of Housing and Urban Development | ---                   | ---              | 3                |
| Department of the Interior                  | 338                   | 371              | 442              |
| Department of Justice                       | 16                    | 22               | 18               |
| Department of Labor                         | 744                   | 768              | 768              |
| Department of State                         | 10                    | 9                | 9                |
| Department of Transportation                | 44,900                | 49,802           | 52,595           |
| Department of the Treasury                  | 63                    | 79               | 78               |
| Department of Veterans Affairs              | 1,660                 | 1,666            | 1,675            |
| Corps of Engineers                          | 195                   | 275              | 229              |
| Other Defense Civil Programs                | 2,904                 | 3,019            | 3,132            |
| Environmental Protection Agency             | 2,248                 | 2,637            | 2,609            |
| International Assistance Programs           | 19,228                | 19,689           | 19,857           |
| National Science Foundation                 | 9                     | 9                | 9                |
| Office of Personnel Management              | 5,876                 | 6,218            | 6,424            |
| Social Security Administration              | 40,825                | 42,552           | 44,277           |
| Other Independent Agencies                  | <u>821</u>            | <u>821</u>       | <u>839</u>       |
| TOTAL.....                                  | 121,695               | 129,630          | 134,741          |

TABLE 8

## TRUST FUND OBLIGATED BALANCES, BY MAJOR FUNDS

(In millions of dollars)

| Description   | Balances, end of year |                  |                  |
|---|-----------------------|------------------|------------------|
|   | 2000<br>actual        | 2001<br>estimate | 2002<br>estimate |
| Forest Service trust funds                                      | 282                   | 334              | 358              |
| Foreign national employees separation pay                       | 262                   | 262              | 262              |
| Federal supplementary medical insurance trust fund              | 166                   | 114              | 116              |
| Federal hospital insurance trust fund                           | 636                   | 390              | 366              |
| Health care fraud and abuse control account                     | 173                   | 173              | 173              |
| Sport fish restoration  | 298                   | 343              | 416              |
| Unemployment trust fund   | 743                   | 767              | 767              |
| Federal old-age and survivors insurance trust fund              | 33,301                | 34,636           | 35,984           |
| Federal disability insurance trust fund                         | 7,524                 | 7,916            | 8,293            |
| Hazardous substance superfund                                   | 2,347                 | 2,701            | 2,683            |
| Trust fund share of FAA operations                              | 717                   | ---              | ---              |
| Grants-in-aid for airports (Airport and airway trust fund)      | 3,200                 | 4,221            | 4,757            |
| Facilities and equipment (Airport and airway trust fund)        | 1,620                 | 2,135            | 2,610            |
| Appalachian development highway system (Highway trust fund)     | ---                   | 185              | 81               |
| Federal-aid highways  | 36,564                | 40,541           | 43,577           |
| Miscellaneous highway trust funds                               | 83                    | 919              | 416              |
| Highway traffic safety grants                                   | 225                   | 217              | 212              |
| Discretionary grants (Highway trust fund, mass transit account) | 1,947                 | 1,030            | 416              |
| Civil service retirement and disability fund                    | 3,942                 | 4,153            | 4,344            |
| National service life insurance fund                            | 1,385                 | 1,377            | 1,369            |
| Foreign military sales trust fund                               | 19,214                | 19,674           | 19,844           |
| Military retirement fund  | 2,898                 | 3,007            | 3,119            |
| Rivers and harbors contributed funds                            | 97                    | 200              | 192              |
| Railroad social security equivalent benefit account             | 527                   | 532              | 542              |
| Rail industry pension fund                                      | 239                   | 242              | 247              |
| Other   | 784                   | 887              | 846              |
| NON-REVOLVING TRUST FUNDS Subtotal.....                         | 119,174               | 126,956          | 131,990          |
| Surcharge collections, sales of commissary stores, Defense      | 231                   | 201              | 210              |
| Employees life insurance fund                                   | 129                   | 212              | 233              |
| Employees and retired employees health benefits funds           | 1,805                 | 1,853            | 1,847            |
| Veterans special life insurance fund                            | 249                   | 264              | 281              |
| Other   | 107                   | 144              | 180              |
| REVOLVING TRUST FUNDS Subtotal.....                             | 2,521                 | 2,674            | 2,751            |
| TOTAL, TRUST FUND OBLIGATED BALANCES.....                       | 121,695               | 129,630          | 134,741          |

TABLE 9

## TRUST FUND UNOBLIGATED BALANCES, BY AGENCY

(In millions of dollars)

| Department or other unit                | Balances, end of year |                  |                  |
|---|-----------------------|------------------|------------------|
|   | 2000<br>actual        | 2001<br>estimate | 2002<br>estimate |
| Legislative Branch                      | 93                    | 101              | 79               |
| Judicial Branch                         | 497                   | 533              | 566              |
| Department of Agriculture               | 227                   | 179              | 135              |
| Department of Commerce                  | 6                     | ---              | ---              |
| Department of Defense--Military         | 171                   | 88               | 74               |
| Department of Health and Human Services | 90                    | 305              | 61               |
| Department of the Interior              | 174                   | 103              | 70               |
| Department of Justice                   | 91                    | 92               | 93               |
| Department of Labor                     | 61                    | 66               | 70               |
| Department of State                     | 7                     | 7                | 7                |
| Department of Transportation            | 25,542                | 28,553           | 31,678           |
| Department of the Treasury              | 265                   | 273              | 286              |
| Department of Veterans Affairs          | 147                   | 138              | 132              |
| Corps of Engineers                      | 146                   | 66               | 104              |
| Other Defense Civil Programs            | 106                   | 105              | 107              |
| Environmental Protection Agency         | 512                   | ---              | ---              |
| Federal Emergency Management Agency     | 2                     | 2                | 2                |
| International Assistance Programs       | 6                     | 5                | 5                |
| National Science Foundation             | 21                    | 21               | 21               |
| Office of Personnel Management          | 26,007                | 27,955           | 30,411           |
| Other Independent Agencies              | <u>693</u>            | <u>681</u>       | <u>643</u>       |
| TOTAL.....                              | 54,864                | 59,273           | 64,544           |

TABLE 10

## TRUST FUND UNOBLIGATED BALANCES, BY MAJOR FUNDS

(In millions of dollars)

| Description  | Balances, end of year |                  |                  |
|--|-----------------------|------------------|------------------|
|  | 2000<br>actual        | 2001<br>estimate | 2002<br>estimate |
| Judicial survivors' annuities fund                         | 346                   | 372              | 397              |
| Judicial officers' retirement fund                         | 141                   | 150              | 158              |
| Ricky Ray hemophilia relief fund                           | 31                    | 247              | 3                |
| Hazardous substance superfund                              | 467                   | ---              | ---              |
| Grants-in-aid for airports (Airport and airway trust fund) | 903                   | 331              | ---              |
| Facilities and equipment (Airport and airway trust fund)   | 234                   | 305              | 368              |
| Federal-aid highways                                       | 24,114                | 27,735           | 31,081           |
| Rivers and harbors contributed funds                       | 197                   | 94               | 103              |
| Gifts and contributions                                    | 320                   | 301              | 253              |
| Other  | <u>1,713</u>          | <u>1,385</u>     | <u>1,362</u>     |
| NON-REVOLVING TRUST FUNDS Subtotal.....                    | 28,466                | 30,920           | 33,725           |
| Assessment funds   | 263                   | 271              | 284              |
| Employees life insurance fund                              | 21,834                | 23,079           | 24,355           |
| Employees and retired employees health benefits funds      | 4,173                 | 4,876            | 6,056            |
| Other  | <u>128</u>            | <u>127</u>       | <u>124</u>       |
| REVOLVING TRUST FUNDS Subtotal.....                        | 26,398                | 28,353           | 30,819           |
| TOTAL, TRUST FUND UNOBLIGATED BALANCES.....                | <u>54,864</u>         | <u>59,273</u>    | <u>64,544</u>    |

TABLE 11

## TRUST FUND UNAVAILABLE COLLECTIONS, BY AGENCY

(In millions of dollars)

| Department or other unit                      | Balances, end of year |                  |                  |
|---|-----------------------|------------------|------------------|
|   | 2000<br>actual        | 2001<br>estimate | 2002<br>estimate |
| Department of Agriculture                     | 4                     | 5                | 8                |
| Department of Defense--Military               | 825                   | 820              | 816              |
| Department of Health and Human Services       | 214,539               | 237,624          | 271,248          |
| Department of Justice                         | ---                   | 1                | 1                |
| Department of Labor                           | 85,961                | 92,610           | 99,048           |
| Department of State                           | 10,696                | 11,255           | 11,796           |
| Department of Transportation                  | 1,818                 | 1,809            | 1,760            |
| Department of the Treasury                    | 10                    | 16               | 22               |
| Department of Veterans Affairs                | 11,942                | 11,719           | 11,409           |
| Corps of Engineers                            | 2,005                 | 2,089            | 2,342            |
| Other Defense Civil Programs                  | 156,025               | 161,545          | 167,647          |
| Environmental Protection Agency               | 2,830                 | 2,723            | 2,522            |
| International Assistance Programs             | 1                     | 1                | 1                |
| National Aeronautics and Space Administration | 15                    | 15               | 15               |
| Office of Personnel Management                | 508,104               | 539,035          | 570,028          |
| Social Security Administration                | 966,027               | 1,123,033        | 1,296,139        |
| Other Independent Agencies                    | 21,062                | 21,993           | 22,842           |
| TOTAL.....                                    | 1,981,864             | 2,206,293        | 2,457,644        |

---

**BRIDGES FROM BALANCES OF BUDGET  
AUTHORITY  
TO CASH BALANCES**

---



## Bridges From Balances of Budget Authority to Cash Balances

---

The following tables provide bridges from the balances of budget authority in expenditure<sup>1</sup> accounts to the associated cash balances in both expenditure and receipt<sup>2</sup> accounts.

The previous tables in this report provide information on the balances of budget authority that are shown in the **A**Program and Financing<sup>(P&F)</sup> schedule of each expenditure account in the *Appendix* to the Budget. Balances of budget authority consist of balances from:

- ! amounts appropriated;
- ! offsetting collections credited to expenditure accounts; and
- ! contract authority.

Balances of *appropriations* represent cash balances. No further legal action is needed to obtain cash to liquidate obligations incurred against appropriations. Balances of *offsetting collections* credited to expenditure accounts also represent cash balances. They result from laws that authorize the crediting of certain collections of cash (generally from business-like transactions; for example, the selling of stamps) directly to the expenditure accounts. However, balances of unfunded contract authority do not represent cash balances. These result from laws that provide the authority to obligate the Federal Government in anticipation of cash.

In addition, there are cash balances in special and trust fund receipt accounts that are **A**earmarked<sup>(by law for one or more programs (for example, the cash balances in the social security trust fund receipt accounts)).</sup> Cash balances of unappropriated receipts or receipts that are precluded from obligation because of a provision of law, such as a benefit formula or limitation on obligations, are shown in the **A**Unavailable Collections<sup>(N)</sup> schedules in the *Appendix* to the budget. These schedules are placed as close as possible to the P&F schedules of the expenditure accounts for which the collections have been earmarked. A **A**Status of Funds<sup>(J)</sup> schedule covering all the cash balances is shown in the *Appendix* for selected funds with large cash balances. In the case of programs with unfunded contract authority, the **A**N<sup>(S)</sup> schedules represent encumbered balances rather than cash balances. Therefore, an adjustment must be made to arrive at cash balances.

---

<sup>1</sup> The Federal Government spends money out of **A**expenditure accounts<sup>(S)</sup>, also known as appropriation or fund accounts.

<sup>2</sup> Collections are deposited in **A**receipt<sup>(R)</sup> accounts, except when authorized by law to be credited to expenditure accounts. The amounts in the receipt accounts are eventually appropriated to expenditure accounts.

TABLE 12

## FEDERAL FUND BRIDGE FROM BALANCES OF BUDGET AUTHORITY TO CASH BALANCES

(In millions of dollars)

| Description                                     | Balances, end of year |                  |                  |
|---|-----------------------|------------------|------------------|
|   | 2000<br>actual        | 2001<br>estimate | 2002<br>estimate |
| Federal fund balances of budget authority.....  | 790,889               | 802,583          | 831,629          |
| Unfunded contract authority:                    |                       |                  |                  |
| Other assisted housing programs                 | 1,025                 | 1,025            | 1,025            |
| Other   | 61                    | 61               | 61               |
| Sub-total, contract authority.....              | 1,086                 | 1,086            | 1,086            |
| Cash balances in expenditure accounts.....      | 789,803               | 801,497          | 830,543          |
| Unavailable collections:                        |                       |                  |                  |
| Funds for strengthening markets, income, and su | 10,251                | 10,913           | 11,723           |
| Forest Service permanent appropriations         | 278                   | 287              | 211              |
| Salaries and expenses                           | 551                   | 664              | 871              |
| National defense stockpile transaction fund     | 691                   | 745              | 949              |
| Environmental improvement and restoration fund  | 905                   | 947              | 987              |
| Abandoned mine reclamation fund                 | 1,506                 | 1,461            | 1,566            |
| Reclamation fund                                | 2,412                 | 3,175            | 3,590            |
| Federal aid in wildlife restoration             | 215                   | 265              | 266              |
| Land and water conservation fund                | 12,875                | 12,775           | 12,775           |
| Historic preservation fund                      | 2,152                 | 2,222            | 2,335            |
| Crime victims fund                              | 1,300                 | 1,183            | 1,008            |
| Continued dumping and subsidy offset            | ---                   | 200              | 200              |
| Nuclear waste disposal                          | 9,144                 | 10,172           | 11,338           |
| Uranium enrichment decontamination and decommis | 2,024                 | 2,435            | 2,956            |
| Elk Hills school lands fund                     | 262                   | 226              | 154              |
| Federal buildings fund                          | 406                   | 602              | 571              |
| Guarantees of mortgage-backed securities loan g | 1,004                 | 7,961            | 8,745            |
| Veterans reopened insurance fund                | 454                   | 437              | 419              |
| Overseas Private Investment Corporation noncred | 2,807                 | 3,007            | 3,258            |
| Federal supplemental District of Columbia pensi | 651                   | 703              | 771              |
| Salaries and expenses                           | 1,099                 | 1,650            | 2,195            |
| Other   | 1,413                 | 1,694            | 1,822            |
| Sub-total, unavailable collections.....         | 52,400                | 63,724           | 68,710           |
| Total Federal fund cash balances.....           | 842,203               | 865,221          | 899,253          |

TABLE 13

## TRUST FUND BRIDGE FROM BALANCES OF BUDGET AUTHORITY TO CASH BALANCES

(In millions of dollars)

| Description                                     | Balances, end of year |                  |                  |
|---|-----------------------|------------------|------------------|
|   | 2000<br>actual        | 2001<br>estimate | 2002<br>estimate |
| Trust fund balances of budget authority.....    | 176,559               | 188,903          | 199,285          |
| Unfunded contract authority:                    |                       |                  |                  |
| Aviation trust funds.....                       | 3,407                 | 2,828            | 2,498            |
| Foreign military sales trust fund.....          | 13,428                | 13,888           | 14,058           |
| Highway trust funds.....                        | 61,065                | 66,315           | 71,693           |
| Other trust funds .....                         | 117                   | 117              | 117              |
| Sub-total, contract authority.....              | <u>78,017</u>         | <u>83,148</u>    | <u>88,366</u>    |
| Cash balance in expenditure accounts.....       | 98,542                | 105,755          | 110,919          |
| Unavailable collections:                        |                       |                  |                  |
| Water resources trust funds.....                | 2,830                 | 2,956            | 3,224            |
| Scholarships and education funds.....           | 903                   | 944              | 987              |
| Federal disability insurance trust fund.....    | 106,120               | 127,471          | 150,219          |
| Federal employee retirement funds.....          | 518,767               | 550,231          | 581,768          |
| Federal hospital insurance trust fund.....      | 167,263               | 196,615          | 230,331          |
| Federal old-age and survivors insurance.....    | 859,907               | 995,562          | 1,145,920        |
| Federal supplementary medical insurance.....    | 45,730                | 39,360           | 39,156           |
| Hazardous substance superfund.....              | 1,262                 | 955              | 539              |
| Leaking underground storage tank trust fund.... | 1,568                 | 1,768            | 1,983            |
| Armed forces retirement funds.....              | 155,169               | 160,699          | 166,756          |
| Oil spill liability trust funds.....            | 973                   | 894              | 801              |
| Railroad retirement trust funds.....            | 17,745                | 18,939           | 20,082           |
| Unemployment trust funds.....                   | 85,938                | 92,587           | 99,025           |
| Vaccine improvement program trust fund.....     | 1,546                 | 1,649            | 1,761            |
| Veterans life insurance funds.....              | 11,942                | 11,719           | 11,409           |
| Voluntary separation incentive fund.....        | 786                   | 785              | 785              |
| Other trust funds .....                         | 3,415                 | 3,159            | 2,898            |
| Sub-total, unavailable collections.....         | <u>1,981,864</u>      | <u>2,206,293</u> | <u>2,457,644</u> |
| Adjustments (See page 69 for Explanation)....   | <u>29,614</u>         | <u>29,260</u>    | <u>29,324</u>    |
| Total Trust Fund cash balances.....             | 2,110,0204            | 2,341,308        | 2,597,887        |

---

**CREDIT REFORM  
FINANCING ACCOUNTS**

---

## TABLE 14

### CREDIT REFORM - FINANCING ACCOUNTS WITH UNOBLIGATED BALANCES

---

Under the Federal Credit Reform Act of 1990 (FCRA), new account structures were established for post-1991 direct loan obligations and loan guarantee commitments. All estimated subsidy costs for new direct loan obligations and loan guarantee commitments are recorded in accounts that are called *Aprogram@accounts*. All cash flows for the direct loans and loan guarantees are recorded in separate non-budgetary financing accounts. The net cash flows for these transactions are recorded outside the budget totals as a means of financing the deficit. Hence, these accounts are called *Afinancing@accounts*. In other words, only the un-reimbursed costs of making or guaranteeing new loans --- the subsidy costs, on a net present value basis, and administrative expenses, on a cash basis --- are counted in the budget totals. The FCRA authorizes financing authority, which permits obligations to be incurred and is parallel to the concept of budget authority.

This table presents the unobligated balances of financing authority in the credit financing accounts. The unobligated balances in the direct loan financing accounts are needed to repay Treasury for the amounts borrowed in the past to make loans. These balances also provide working capital to pay the costs of foreclosing, managing, and selling collateral due to default. The unobligated balances in the loan guarantee financing accounts are needed to pay interest subsidies, claims to lenders when a borrower of a federally guaranteed loan is delinquent or in default, and to provide working capital to pay the costs of foreclosing, managing, and selling collateral due to default.

TABLE 14

## CREDIT REFORM - FINANCING ACCOUNTS

| Description   | Unobligated balances, end of year |               |               |              |              |              |
|---|-----------------------------------|---------------|---------------|--------------|--------------|--------------|
|   | (In millions of dollars)          |               |               | (By percent) |              |              |
|   | 2000                              | 2001          | 2002          | 2000         | 2001         | 2002         |
| <b>DIRECT LOAN UNOBLIGATED BALANCES:</b>                    |                                   |               |               |              |              |              |
| Agricultural credit insurance fund direct loan financing ac | 150                               | ---           | ---           | 0.4          | ---          | ---          |
| Rural housing insurance fund direct loan financing account  | 94                                | ---           | ---           | 0.2          | ---          | ---          |
| P.L. 480 direct credit financing account                    | 158                               | ---           | ---           | 0.4          | ---          | ---          |
| Business direct loan financing account                      | 374                               | ---           | ---           | 1.0          | ---          | ---          |
| Disaster direct loan financing account                      | 4,564                             | ---           | ---           | 12.9         | ---          | ---          |
| Veterans housing benefit program fund direct loan financing | 279                               | ---           | ---           | 0.7          | ---          | ---          |
| Debt reduction financing account                            | 111                               | ---           | ---           | 0.3          | ---          | ---          |
| Export-Import Bank direct loan financing account            | 890                               | ---           | ---           | 2.5          | ---          | ---          |
| Disaster assistance direct loan financing account           | 67                                | ---           | ---           | 0.1          | ---          | ---          |
| Other   | 207                               | 6             | 11            | 0.5          | *            | *            |
| DIRECT LOAN UNOBLIGATED BALANCES Subtotal.....              | 6,894                             | 6             | 11            | 19.5         | *            | *            |
| <b>LOAN GUARANTEE UNOBLIGATED BALANCES:</b>                 |                                   |               |               |              |              |              |
| Commodity Credit Corporation export guarantee financing acc | 1,625                             | 1,741         | 1,886         | 4.6          | 7.1          | 8.5          |
| Rural housing insurance fund guaranteed loan financing acco | 195                               | 368           | 398           | 0.5          | 1.5          | 1.8          |
| Rural business and industry guaranteed loans financing acco | 88                                | 154           | 155           | 0.2          | 0.6          | 0.7          |
| Emergency steel guaranteed loan financing account           | ---                               | 68            | ---           | ---          | 0.2          | ---          |
| Family housing improvement guaranteed loan financing accoun | 13                                | 41            | 73            | *            | 0.1          | 0.3          |
| Health education assistance loans financing account         | 301                               | 174           | 178           | 0.8          | 0.7          | 0.8          |
| Federal family education loan program financing account     | 8,250                             | 4,165         | 4,671         | 23.4         | 17.0         | 21.2         |
| Maritime guaranteed loan (title XI) financing account       | 268                               | 284           | 330           | 0.7          | 1.1          | 1.4          |
| Community development loan guarantees financing account     | 22                                | 44            | 67            | 0.0          | 0.1          | 0.3          |
| FHA-general and special risk guaranteed loan financing acco | 1,801                             | 1,955         | 1,523         | 5.1          | 8.0          | 6.9          |
| FHA-mutual mortgage insurance guaranteed loan financing acc | 2,659                             | 4,298         | 109           | 7.5          | 17.6         | 0.4          |
| Guarantees of mortgage-backed securities financing account  | 598                               | 625           | 668           | 1.6          | 2.5          | 3.0          |
| Business guaranteed loan financing account                  | 846                               | 88            | 194           | 2.4          | 0.3          | 0.8          |
| Veterans housing benefit program fund guaranteed loan finan | 5,128                             | 4,346         | 4,390         | 14.5         | 17.8         | 19.9         |
| Loan guarantees to Israel financing account                 | 587                               | 618           | 649           | 1.6          | 2.5          | 2.9          |
| Urban and environmental credit guaranteed loan financing ac | 69                                | 55            | 48            | 0.1          | 0.2          | 0.2          |
| Overseas Private Investment Corporation guaranteed loan fin | 454                               | 537           | 627           | 1.2          | 2.2          | 2.8          |
| Export-Import Bank guaranteed loan financing account        | 5,331                             | 4,734         | 5,918         | 15.1         | 19.4         | 26.8         |
| Other   | 94                                | 69            | 117           | 0.2          | 0.2          | 0.5          |
| LOAN GUARANTEE UNOBLIGATED BALANCES Subtotal.....           | 28,329                            | 24,364        | 22,001        | 80.4         | 99.9         | 99.9         |
| <b>TOTAL, DIRECT LOAN AND LOAN GUARANTEE BALANCES.....</b>  | <b>35,223</b>                     | <b>24,370</b> | <b>22,012</b> | <b>100.0</b> | <b>100.0</b> | <b>100.0</b> |