




Department of the Treasury
Internal Revenue Service

Publication 915
Cat. No. 15320P

Social Security and Equivalent Railroad Retirement Benefits

For use in preparing
1999 Returns



Get forms and other information faster and easier by:
COMPUTER

- World Wide Web • www.irs.gov
- FTP • [ftp.irs.gov](ftp://ftp.irs.gov)

FAX

- From your FAX machine, dial • (703) 368-9694
- See *How To Get More Information* in this publication.

Contents

Introduction	1
Are Any of Your Benefits Taxable?	2
How To Report Your Benefits	4
How Much Is Taxable?	4
Lump-Sum Election	9
Deductions Related to Your Benefits	9
Worksheets	14
Appendix	18
How To Get More Information	23
Index	25

Important Change for 1999

Photographs of missing children. The Internal Revenue Service is a proud partner with the National Center for Missing and Exploited Children. Photographs of missing children selected by the Center may appear in this publication on pages that would otherwise be blank. You can help bring these children home by looking at the photographs and calling **1-800-THE-LOST (1-800-843-5678)** if you recognize a child.

Introduction

This publication explains the federal income tax rules for social security benefits and equivalent tier 1 railroad retirement benefits. It is prepared through the joint efforts of the Internal Revenue Service, the Social Security Administration (SSA), and the U.S. Railroad Retirement Board (RRB).

Social security benefits include monthly survivor and disability benefits. They do not include supplemental security income (SSI) payments, which are not taxable.

Equivalent tier 1 railroad retirement benefits are the part of tier 1 benefits that a railroad employee or beneficiary would have been entitled to receive under the social security system. They are commonly called the social security equivalent benefit (SSEB) portion of tier 1 benefits.

If you received these benefits during 1999, you should have received a Form SSA-1099 or Form RRB-1099 (Form SSA-1042S or Form RRB-1042S if you are a nonresident alien) showing the amount.

Note. When the term "benefits" is used in this publication, it applies to both social security benefits and equivalent tier 1 railroad retirement benefits.

What is covered in this publication. This publication covers the following topics:

- Whether any of your benefits are taxable,

- How much is taxable,
- How to report taxable benefits,
- How to treat lump-sum benefit payments, and
- Deductions related to your benefits, including a deduction you can claim if your repayments are more than your gross benefits.

The *Appendix* at the end of this publication explains items shown on your Forms SSA-1099, SSA-1042S, RRB-1099, or RRB-1042S.

What is not covered in this publication. This publication does not cover the tax rules for the following railroad retirement benefits:

- Non-social security equivalent benefit (NSSEB) portion of tier 1 benefits,
- Tier 2 benefits,
- Vested dual benefits, and
- Supplemental annuity benefits.

For information on these benefits, see Publication 575, *Pension and Annuity Income*.

This publication also does not cover the tax rules for foreign social security or railroad retirement benefits. These benefits are taxable as annuities, unless they are exempt from U.S. tax under a treaty.

Useful Items

You may want to see:

Publication

- 505** Tax Withholding and Estimated Tax
- 575** Pension and Annuity Income
- 590** Individual Retirement Arrangements (IRAs) (Including Roth IRAs and Education IRAs)

Forms (and Instructions)

- 1040-ES** Estimated Tax for Individuals
- W-4V** Voluntary Withholding Request

See *How To Get More Information* near the end of this publication for information about getting these publications and forms.

Are Any of Your Benefits Taxable?

To find out whether any of your benefits are taxable, compare the **base amount** for your filing status with the total of:

- 1) One-half of your benefits, plus

- 2) All your other income, including tax-exempt interest.

Exclusions. When making this comparison, do not reduce your income by any exclusions for:

- Interest from qualified U.S. savings bonds,
- Employer-provided adoption benefits,
- Foreign earned income or foreign housing, or
- Income earned in American Samoa or Puerto Rico by bona fide residents.



RRB issues Form RRB-1099 and Form RRB-1042S while SSA issues Form SSA-1099 and Form SSA-1042S. These forms (tax statements) report the amounts paid, repaid, and taxes withheld for a tax year. You may receive more than one Form RRB-1099, Form RRB-1042S, Form SSA-1099, and/or Form SSA-1042S for the same tax year. You should add the amounts shown on all forms you receive from the SSA and/or RRB for the same tax year to determine the "total" amounts paid, repaid, and taxes withheld for that tax year. See Appendix, at the end of this publication.

Figuring total income. To figure the total of one-half of your benefits plus your other income, use the worksheet later in this discussion. If the total is more than your base amount, part of your benefits is taxable.



If the only income you received during 1999 was your social security or the SSEB portion of tier 1 railroad retirement benefits, your benefits generally are not taxable and you probably do not have to file a return. If you have income in addition to your benefits, you may have to file a return even if none of your benefits are taxable.

If you are married and file a joint return for 1999, you and your spouse must combine your incomes and your benefits to figure whether any of your combined benefits are taxable. Even if your spouse did not receive any benefits, you must add your spouse's income to yours to figure whether any of your benefits are taxable.

Base amount. Your base amount is:

- \$25,000 if you are single, head of household, or qualifying widow(er),
- \$25,000 if you are married filing separately and **lived apart** from your spouse for **all** of 1999,
- \$32,000 if you are married filing jointly, or
- \$-0- if you are married filing separately and **lived with** your spouse at any time during 1999.



Worksheet. You can use the following worksheet to figure the amount of income to compare with your base amount. This is a quick way to check whether some of your benefits may be taxable.

A. Write in the amount from **box 5** of all your Forms SSA-1099 and RRB-1099. Include the full amount of any lump-sum benefit payments received in 1999, for 1999 and earlier years. (If you received more than one form, combine the amounts from box 5 and write in the total.) A. _____

Note. If the amount on line A is zero or less, stop here; none of your benefits are taxable this year.

B. Enter one-half of the amount on line A B. _____

C. Add your taxable pensions, wages, interest, dividends, and other taxable income and write in the total C. _____

D. Write in any tax-exempt interest (such as interest on municipal bonds) plus any exclusions from income (shown in the list under *Exclusions*, earlier). D. _____

E. Add lines B, C, and D and write in the total E. _____

Note. Compare the amount on line E to your **base amount** for your filing status. If the amount on line E equals or is less than the **base amount** for your filing status, none of your benefits are taxable this year. If the amount on line E is more than your **base amount**, some of your benefits may be taxable. You need to complete Worksheet 1 to find out if they are.

Example. You and your spouse are filing a joint return for 1999 and you both received social security benefits during the year. In January 2000, you received a Form SSA-1099 showing net benefits of \$6,600 in box 5. Your spouse received a Form SSA-1099 showing net benefits of \$2,400 in box 5. You also received a taxable pension of \$10,000 and interest income of \$500. You did not have any tax-exempt interest income. Your benefits are not taxable for 1999 because your income, as figured in the following worksheet, is not more than your base amount (\$32,000).

A. Write in the amount from **box 5** of all your Forms SSA-1099 and RRB-1099. Include the full amount of any lump-sum benefit payments received in 1999, for 1999 and earlier years. (If you received more than one form, combine the amounts from box 5 and write in the total.) A. \$9,000

Note. If the amount on line A is zero or less, stop here; none of your benefits are taxable this year.

B. Enter one-half of the amount on line A B. 4,500

C. Add your taxable pensions, wages, interest, dividends, and other taxable income and write in the total C. 10,500

D. Write in any tax-exempt interest income (such as interest on municipal bonds) plus any exclusions from income shown in the list under *Exclusions*, earlier. D. -0-

E. Add lines B, C, and D and write in the total E. \$15,000

Note. Compare the amount on line E to your **base amount** for your filing status. If the amount on line E equals or is less than the **base amount** for your filing status, none of your benefits are taxable this year. If the amount on line E is more than your base amount, some of your benefits may be taxable. You need to complete Worksheet 1 to find out if they are.

Who is taxed. The person who has the legal right to receive the benefits must determine whether the benefits are taxable. For example, if you and your child receive benefits, but the check for your child is made out in your name, you must use only your part of the benefits to see whether any benefits are taxable to you. The part that belongs to your child must be added to your child's other income to see whether any of those benefits are taxable to the child.

Repayment of benefits. Any repayment of benefits you made during 1999 must be subtracted from the gross benefits you received in 1999. It does not matter whether the repayment was for a benefit you received in 1999 or in an earlier year. If you repaid more than the gross benefits you received in 1999, see *Repayments More Than Gross Benefits*, later.

Your gross benefits are shown in box 3 of Form SSA-1099 or Form RRB-1099. Your repayments are shown in box 4. The amount in box 5 shows your net benefits for 1999 (box 3 minus box 4). Use the amount in box 5 to figure whether any of your benefits are taxable.

Example. In 1998, you received \$3,000 in social security benefits, and in 1999 you received \$2,700. In March 1999, the Social Security Administration notified you that you should have received only \$2,500 in benefits in 1998. During 1999, you repaid \$500 to the Social Security Administration. The Form SSA-1099 you received for 1999 shows \$2,700 in box 3 (gross amount) and \$500 in box 4 (repayment). The amount in box 5 shows your net benefits of \$2,200 (\$2,700 minus \$500).

Tax withholding and estimated tax. You can choose to have federal income tax withheld from your social security benefits and/or the SSEB portion of your tier 1 railroad retirement benefits. If you choose to do this, you must complete a Form W-4V. You can choose withholding at 7%, 15%, 28%, or 31% of your total benefit payment.



If part of your benefits is taxable, you may have to request additional withholding from other income or pay estimated tax during the year. For details, get Publication 505 or the instructions for Form 1040-ES.

Nonresident aliens. If you are a nonresident alien, the rules discussed in this publication do not apply to you. Instead, 85% of your benefits are taxed at a 30% rate, unless exempt (or subject to a lower rate) by treaty. You will receive a Form SSA-1042S or Form RRB-1042S showing the amount of your benefits. These forms will also show the tax rate and the amount of tax withheld from your benefits.

Under treaties with all of the following countries, residents of these countries are exempt from U.S. tax on their benefits.

- Canada.
- Egypt.
- Germany.
- Ireland.
- Israel.
- Italy.
- Japan.
- Romania.
- The United Kingdom.

Under a treaty with India, benefits paid to individuals who are both residents and nationals of India are exempt from U.S. tax if the benefits are for services performed for the United States, its subdivisions, or local authorities.

If you are a resident of Switzerland, 85% of your benefits are taxed at a 15% rate.

For more information, get Publication 519, *U.S. Tax Guide for Aliens*.

How To Report Your Benefits

If part of your benefits is taxable, you must use Form 1040 or Form 1040A. You cannot use Form 1040EZ.

Reporting on Form 1040. Report your net benefits (the amount in box 5 of your Form SSA-1099 or Form RRB-1099) on line 20a and the taxable part on line 20b. If you are married filing separately and you lived apart from your spouse for all of 1999, also enter "D" to the left of line 20a.

Reporting on Form 1040A. Report your net benefits (the amount in box 5 of your Form SSA-1099 or Form RRB-1099) on line 13a and the taxable part on line 13b. If you are married filing separately and you lived apart from your spouse for all of 1999, also enter "D" to the right of the word "benefits" on line 13a.

Benefits not taxable. If none of your benefits are taxable, do not report any of them on your tax return. But if you are married filing separately and you lived apart from your spouse for all of 1999, make the following entries. On Form 1040, enter "D" to the left of line 20a and "-0-" on line 20b. On Form 1040A, enter "D" to the right of the word "benefits" on line 13a and "-0-" on line 13b.

How Much Is Taxable?

If part of your benefits is taxable, how much is taxable depends on the total amount of your benefits and other income. Generally, the higher that total amount, the greater the taxable part of your benefits.

Maximum taxable part. The taxable part of your benefits cannot usually be more than 50%. However, up to 85% of your benefits can be taxable if either of the following situations applies to you.

- 1) The total of one-half of your benefits and all your other income is more than \$34,000 (\$44,000 if you are married filing jointly).
- 2) You are married filing separately and ***lived with your spouse*** at any time during 1999.

Which worksheet to use. A worksheet to figure your taxable benefits is in the instructions for your Form 1040 or 1040A. You can use either that worksheet or Worksheet 1 in this publication, unless any of the following situations applies to you.

- 1) You contributed to a traditional individual retirement arrangement (IRA) and your IRA deduction is limited because you or your spouse is covered by a retirement plan at work. In this situation you ***must*** use the special worksheets in Appendix B of Publication 590 to figure both your IRA deduction and your taxable benefits.
- 2) Situation (1) does not apply and you take an exclusion for interest from qualified U.S. savings bonds (Form 8815), for adoption benefits (Form 8839), for foreign earned income or housing (Form 2555 or Form 2555-EZ), or for income earned in American Samoa (Form 4563) or Puerto Rico by bona fide residents. In this situation, you ***must*** use Worksheet 1 in this publication to figure your taxable benefits.
- 3) You received a lump-sum payment for an earlier year. In this situation, also complete Worksheet 2 or 3 and Worksheet 4 in this publication. See *Lump-Sum Election*, later.

Examples

The following pages contain a few examples you can use as a guide to figure the taxable part of your benefits.

Example 1.

George White is single and files Form 1040 for 1999. In addition to receiving social security payments, he received a fully taxable pension of \$18,600, wages from a part-time job of \$9,400, and taxable interest income of \$990, for a total of \$28,990. He received a Form SSA-1099 in January 2000 that shows his net social security benefits of \$5,980 in box 5. To figure his taxable benefits, George completed Worksheet 1, shown below. On line 20a of his Form 1040, George enters his net benefits of \$5,980. On line 20b, he enters his taxable benefits of \$2,990.

Filled-in Worksheet 1. **Figuring Your Taxable Benefits**

Before you start: Is your filing status *Married filing separately*?

No. Go to line 1 below.

Yes. Did you live apart from your spouse all year?

No. Go to line 1 below.

Yes. Do the following if you file:

Form 1040: Enter "D" to the left of line 20a, then go to line 1 below.

Form 1040A: Enter "D" to the right of the word "benefits" on line 13a, then go to line 1 below.

1.	Enter the total amount from box 5 of ALL your Forms SSA-1099 and RRB-1099	1.	<u>5,980</u>
	Note: If line 1 is zero or less, stop here; none of your benefits are taxable. Otherwise, go on to line 2.		
2.	Enter one-half of line 1	2.	<u>2,990</u>
3.	Enter the total of the amounts from: Form 1040: Lines 7, 8a, 8b, 9-14, 15b, 16b, 17-19, and 21. Form 1040A: Lines 7, 8a, 8b, 9, 10b, 11b, and 12	3.	<u>28,990</u>
4.	Form 1040A filers: Enter the total of any exclusions for qualified U.S. savings bond interest (Form 8815, line 14) or for adoption benefits (Form 8839, line 30) Form 1040 filers: Enter the total of any exclusions/adjustments for: <ul style="list-style-type: none"> • Qualified U.S. savings bond interest (Form 8815, line 14) • Adoption benefits (Form 8839, line 30) • Foreign earned income or housing (Form 2555, lines 43 and 48, or Form 2555-EZ, line 18), and • Certain income of bona fide residents of American Samoa (Form 4563, line 15) or Puerto Rico 	4.	<u>-0-</u>
5.	Add lines 2, 3, and 4	5.	<u>31,980</u>
6.	Form 1040A filers: Enter the amount from Form 1040A, line 15. Form 1040 filers: Enter the amount from Form 1040, line 32, minus any amount on Form 1040, line 24	6.	<u>-0-</u>
7.	Subtract line 6 from line 5	7.	<u>31,980</u>
8.	Enter \$25,000 (\$32,000 if married filing jointly; \$0 if married filing separately and you lived with your spouse at any time during 1999)	8.	<u>25,000</u>
9.	Subtract line 8 from line 7. If zero or less, enter -0- Note: If line 9 is zero or less, stop here; none of your benefits are taxable. (Do not enter any amounts on Form 1040, line 20a or 20b, or on Form 1040A, line 13a or line 13b. But if you are married filing separately and you lived apart from your spouse for all of 1999, enter -0- on Form 1040, line 20b, or on Form 1040A, line 13b.) Otherwise, go on to line 10.	9.	<u>6,980</u>
10.	Enter \$9,000 (\$12,000 if married filing jointly; \$0 if married filing separately and you lived with your spouse at any time during 1999)	10.	<u>9,000</u>
11.	Subtract line 10 from line 9. If zero or less, enter -0-	11.	<u>-0-</u>
12.	Enter the smaller of line 9 or line 10	12.	<u>6,980</u>
13.	Enter one-half of line 12	13.	<u>3,490</u>
14.	Enter the smaller of line 2 or line 13	14.	<u>2,990</u>
15.	Multiply line 11 by 85% (.85). If line 11 is zero, enter -0-	15.	<u>-0-</u>
16.	Add lines 14 and 15	16.	<u>2,990</u>
17.	Multiply line 1 by 85% (.85)	17.	<u>5,083</u>
18.	Taxable benefits. Enter the smaller of line 16 or line 17	18.	<u>2,990</u>

- Enter the amount from line 1 above on Form 1040, line 20a, or on Form 1040A, line 13a.
 - Enter the amount from line 18 above on Form 1040, line 20b, or on Form 1040A, line 13b.
- Note:** If you received a lump-sum payment in this year that was for an earlier year, also complete Worksheet 2 or 3 and Worksheet 4 to see whether you can report a lower taxable benefit.

Example 2.

Ray and Alice Hopkins file a joint return on Form 1040A for 1999. Ray is retired and received a fully taxable pension of \$15,500. He also received social security benefits, and his Form SSA-1099 for 1999 shows net benefits of \$5,600 in box 5. Alice worked during the year and had wages of \$14,000. She made a deductible payment to her IRA account of \$1,000. Ray and Alice have two savings accounts with a total of \$250 in interest income. They complete Worksheet 1 (below) and find that none of Ray's benefits are taxable. They leave lines 13a and 13b of their Form 1040A blank.

Filled-in Worksheet 1. Figuring Your Taxable Benefits

Before you start: Is your filing status *Married filing separately*?

No. Go to line 1 below.

Yes. Did you live apart from your spouse all year?

No. Go to line 1 below.

Yes. Do the following if you file:

Form 1040: Enter "D" to the left of line 20a, then go to line 1 below.

Form 1040A: Enter "D" to the right of the word "benefits" on line 13a, then go to line 1 below.

1. Enter the total amount from box 5 of ALL your Forms SSA-1099 and RRB-1099	1.	<u>5,600</u>
Note: If line 1 is zero or less, stop here; none of your benefits are taxable. Otherwise, go on to line 2.		
2. Enter one-half of line 1	2.	<u>2,800</u>
3. Enter the total of the amounts from:		
Form 1040: Lines 7, 8a, 8b, 9-14, 15b, 16b, 17-19, and 21.		
Form 1040A: Lines 7, 8a, 8b, 9, 10b, 11b, and 12	3.	<u>29,750</u>
4. Form 1040A filers: Enter the total of any exclusions for qualified U.S. savings bond interest (Form 8815, line 14) or for adoption benefits (Form 8839, line 30)		
Form 1040 filers: Enter the total of any exclusions/adjustments for:		
• Qualified U.S. savings bond interest (Form 8815, line 14)		
• Adoption benefits (Form 8839, line 30)		
• Foreign earned income or housing (Form 2555, lines 43 and 48, or Form 2555-EZ, line 18), and		
• Certain income of bona fide residents of American Samoa (Form 4563, line 15) or Puerto Rico	4.	<u>-0-</u>
5. Add lines 2, 3, and 4.	5.	<u>32,550</u>
6. Form 1040A filers: Enter the amount from Form 1040A, line 15. Form 1040 filers: Enter the amount from Form 1040, line 32, minus any amount on Form 1040, line 24	6.	<u>1,000</u>
7. Subtract line 6 from line 5	7.	<u>31,550</u>
8. Enter \$25,000 (\$32,000 if married filing jointly; \$0 if married filing separately and you lived with your spouse at any time during 1999)	8.	<u>32,000</u>
9. Subtract line 8 from line 7. If zero or less, enter -0-	9.	<u>-0-</u>
Note: If line 9 is zero or less, stop here; none of your benefits are taxable. (Do not enter any amounts on Form 1040, line 20a or 20b, or on Form 1040A, line 13a or line 13b. But if you are married filing separately and you lived apart from your spouse for all of 1999, enter -0- on Form 1040, line 20b, or on Form 1040A, line 13b.) Otherwise, go on to line 10.		
10. Enter \$9,000 (\$12,000 if married filing jointly; \$0 if married filing separately and you lived with your spouse at any time during 1999)	10.	<u> </u>
11. Subtract line 10 from line 9. If zero or less, enter -0-	11.	<u> </u>
12. Enter the smaller of line 9 or line 10	12.	<u> </u>
13. Enter one-half of line 12	13.	<u> </u>
14. Enter the smaller of line 2 or line 13	14.	<u> </u>
15. Multiply line 11 by 85% (.85). If line 11 is zero, enter -0-	15.	<u> </u>
16. Add lines 14 and 15	16.	<u> </u>
17. Multiply line 1 by 85% (.85)	17.	<u> </u>
18. Taxable benefits. Enter the smaller of line 16 or line 17	18.	<u> </u>

- Enter the amount from line 1 above on Form 1040, line 20a, or on Form 1040A, line 13a.
 - Enter the amount from line 18 above on Form 1040, line 20b, or on Form 1040A, line 13b.
- Note:** If you received a lump-sum payment in this year that was for an earlier year, also complete Worksheet 2 or 3 and Worksheet 4 to see whether you can report a lower taxable benefit.

Example 3.

Joe and Betty Johnson file a joint return on Form 1040 for 1999. Joe is a retired railroad worker and in 1999 received the social security equivalent benefit (SSEB) portion of tier 1 railroad retirement benefits. Joe's Form RRB-1099 shows \$10,000 in box 5. Betty is a retired government worker and received a fully taxable pension of \$38,000. They had \$2,300 in interest income plus interest of \$200 on a qualified U.S. saving bond. The savings bond interest qualified for exclusion. Thus, they have a total income of \$40,300 (\$38,000 + \$2,300). They figure their taxable benefits by completing Worksheet 1 below. Because the income on line 7 of the worksheet (\$45,500) is more than \$44,000, the taxable part of Joe's benefits is more than 50% of his net benefits. (See **Maximum taxable part** under **How Much Is Taxable** earlier.) Joe and Betty enter \$10,000 on line 20a, Form 1040, and \$6,275 on line 20b, Form 1040.

Filled-in Worksheet 1. **Figuring Your Taxable Benefits**

Before you start: Is your filing status *Married filing separately*?

No. Go to line 1 below.

Yes. Did you live apart from your spouse all year?

No. Go to line 1 below.

Yes. Do the following if you file:

Form 1040: Enter "D" to the left of line 20a, then go to line 1 below.

Form 1040A: Enter "D" to the right of the word "benefits" on line 13a, then go to line 1 below.

1. Enter the total amount from box 5 of ALL your Forms SSA-1099 and RRB-1099	1.	<u>10,000</u>
Note: If line 1 is zero or less, stop here; none of your benefits are taxable. Otherwise, go on to line 2.		
2. Enter one-half of line 1	2.	<u>5,000</u>
3. Enter the total of the amounts from: Form 1040: Lines 7, 8a, 8b, 9-14, 15b, 16b, 17-19, and 21. Form 1040A: Lines 7, 8a, 8b, 9, 10b, 11b, and 12	3.	<u>40,300</u>
4. Form 1040A filers: Enter the total of any exclusions for qualified U.S. savings bond interest (Form 8815, line 14) or for adoption benefits (Form 8839, line 30) Form 1040 filers: Enter the total of any exclusions/adjustments for: • Qualified U.S. savings bond interest (Form 8815, line 14) • Adoption benefits (Form 8839, line 30) • Foreign earned income or housing (Form 2555, lines 43 and 48, or Form 2555-EZ, line 18), and • Certain income of bona fide residents of American Samoa (Form 4563, line 15) or Puerto Rico	4.	<u>200</u>
5. Add lines 2, 3, and 4	5.	<u>45,500</u>
6. Form 1040A filers: Enter the amount from Form 1040A, line 15. Form 1040 filers: Enter the amount from Form 1040, line 32, minus any amount on Form 1040, line 24	6.	<u>-0-</u>
7. Subtract line 6 from line 5	7.	<u>45,500</u>
8. Enter \$25,000 (\$32,000 if married filing jointly; \$0 if married filing separately and you lived with your spouse at any time during 1999)	8.	<u>32,000</u>
9. Subtract line 8 from line 7. If zero or less, enter -0- Note: If line 9 is zero or less, stop here; none of your benefits are taxable. (Do not enter any amounts on Form 1040, line 20a or 20b, or on Form 1040A, line 13a or line 13b. But if you are married filing separately and you lived apart from your spouse for all of 1999, enter -0- on Form 1040, line 20b, or on Form 1040A, line 13b.) Otherwise, go on to line 10.	9.	<u>13,500</u>
10. Enter \$9,000 (\$12,000 if married filing jointly; \$0 if married filing separately and you lived with your spouse at any time during 1999)	10.	<u>12,000</u>
11. Subtract line 10 from line 9. If zero or less, enter -0-	11.	<u>1,500</u>
12. Enter the smaller of line 9 or line 10	12.	<u>12,000</u>
13. Enter one-half of line 12	13.	<u>6,000</u>
14. Enter the smaller of line 2 or line 13	14.	<u>5,000</u>
15. Multiply line 11 by 85% (.85). If line 11 is zero, enter -0-	15.	<u>1,275</u>
16. Add lines 14 and 15	16.	<u>6,275</u>
17. Multiply line 1 by 85% (.85)	17.	<u>8,500</u>
18. Taxable benefits. Enter the smaller of line 16 or line 17	18.	<u>6,275</u>

- Enter the amount from line 1 above on Form 1040, line 20a, or on Form 1040A, line 13a.
 - Enter the amount from line 18 above on Form 1040, line 20b, or on Form 1040A, line 13b.
- Note:** If you received a lump-sum payment in this year that was for an earlier year, also complete Worksheet 2 or 3 and Worksheet 4 to see whether you can report a lower taxable benefit.

Example 4.

Bill and Eileen Jones are married and live together, but file separate Form 1040 returns for 1999. Bill earned \$8,000 during 1999. The only other income he had for the year was \$4,000 net social security benefits (box 5 of his Form SSA-1099). Bill figures his taxable benefits by completing Worksheet 1 below. He must include 85% of his social security benefits in his taxable income because he is married filing separately and lived with his spouse during 1999. See **How Much Is Taxable** earlier.

Filled-in Worksheet 1. **Figuring Your Taxable Benefits**

Before you start: Is your filing status *Married filing separately*?

No. Go to line 1 below.

Yes. Did you live apart from your spouse all year?

No. Go to line 1 below.

Yes. Do the following if you file:

Form 1040: Enter "D" to the left of line 20a, then go to line 1 below.


Form 1040A: Enter "D" to the right of the word "benefits" on line 13a, then go to line 1 below.

1.	Enter the total amount from box 5 of ALL your Forms SSA-1099 and RRB-1099	1.	<u>4,000</u>
	Note: <i>If line 1 is zero or less, stop here; none of your benefits are taxable. Otherwise, go on to line 2.</i>		
2.	Enter one-half of line 1	2.	<u>2,000</u>
3.	Enter the total of the amounts from: Form 1040: Lines 7, 8a, 8b, 9-14, 15b, 16b, 17-19, and 21. Form 1040A: Lines 7, 8a, 8b, 9, 10b, 11b, and 12	3.	<u>8,000</u>
4.	Form 1040A filers: Enter the total of any exclusions for qualified U.S. savings bond interest (Form 8815, line 14) or for adoption benefits (Form 8839, line 30) Form 1040 filers: Enter the total of any exclusions/adjustments for: • Qualified U.S. savings bond interest (Form 8815, line 14) • Adoption benefits (Form 8839, line 30) • Foreign earned income or housing (Form 2555, lines 43 and 48, or Form 2555-EZ, line 18), and • Certain income of bona fide residents of American Samoa (Form 4563, line 15) or Puerto Rico	4.	<u>-0-</u>
5.	Add lines 2, 3, and 4	5.	<u>10,000</u>
6.	Form 1040A filers: Enter the amount from Form 1040A, line 15. Form 1040 filers: Enter the amount from Form 1040, line 32, minus any amount on Form 1040, line 24	6.	<u>-0-</u>
7.	Subtract line 6 from line 5	7.	<u>10,000</u>
8.	Enter \$25,000 (\$32,000 if married filing jointly; \$0 if married filing separately and you lived with your spouse at any time during 1999)	8.	<u>-0-</u>
9.	Subtract line 8 from line 7. If zero or less, enter -0-	9.	<u>10,000</u>
	Note: <i>If line 9 is zero or less, stop here; none of your benefits are taxable. (Do not enter any amounts on Form 1040, line 20a or 20b, or on Form 1040A, line 13a or line 13b. But if you are married filing separately and you lived apart from your spouse for all of 1999, enter -0- on Form 1040, line 20b, or on Form 1040A, line 13b.) Otherwise, go on to line 10.</i>		
10.	Enter \$9,000 (\$12,000 if married filing jointly; \$0 if married filing separately and you lived with your spouse at any time during 1999)	10.	<u>-0-</u>
11.	Subtract line 10 from line 9. If zero or less, enter -0-	11.	<u>10,000</u>
12.	Enter the smaller of line 9 or line 10	12.	<u>-0-</u>
13.	Enter one-half of line 12	13.	<u>-0-</u>
14.	Enter the smaller of line 2 or line 13	14.	<u>-0-</u>
15.	Multiply line 11 by 85% (.85). If line 11 is zero, enter -0-	15.	<u>8,500</u>
16.	Add lines 14 and 15	16.	<u>8,500</u>
17.	Multiply line 1 by 85% (.85)	17.	<u>3,400</u>
18.	Taxable benefits. Enter the smaller of line 16 or line 17	18.	<u>3,400</u>

- Enter the amount from line 1 above on Form 1040, line 20a, or on Form 1040A, line 13a.
 - Enter the amount from line 18 above on Form 1040, line 20b, or on Form 1040A, line 13b.
- Note:** *If you received a lump-sum payment in this year that was for an earlier year, also complete Worksheet 2 or 3 and Worksheet 4 to see whether you can report a lower taxable benefit.*


Lump-Sum Election

You must include the taxable part of a lump-sum (retroactive) payment of benefits received in 1999 in your 1999 income, even if the payment includes benefits for an earlier year.

 *This type of lump-sum benefit payment should not be confused with the lump-sum death benefit that both the SSA and RRB pay to many of their beneficiaries. No part of the lump-sum death benefit is subject to tax.*

Generally, you use your 1999 income to figure the taxable part of the total benefits received in 1999. However, you may be able to figure the taxable part of a lump-sum payment for an earlier year separately, using your income for the earlier year. You can elect this method if it lowers your taxable benefits.

Under the lump-sum election method, you refigure the taxable part of all your benefits for the earlier year (including the lump-sum payment) using that year's income. Then, you subtract any taxable benefits for that year that you previously reported. The remainder is the taxable part of the lump-sum payment. Add it to the taxable part of your benefits for 1999 (figured without the lump-sum payment).


 *Since the earlier year's taxable benefits are included in your 1999 income, no adjustment is made to the earlier year's return. **Do not** file an amended return for the earlier year.*

Will the lump-sum election method lower your taxable benefits? To find out, take the following steps:

- 1) Complete Worksheet 1 in this publication,
- 2) Complete Worksheet 2 and Worksheet 3 as appropriate. Use Worksheet 2 if your lump-sum payment was for a year after 1993. Use Worksheet 3 if it was for 1993 or an earlier year. Complete a separate Worksheet 2 or Worksheet 3 for each earlier year for which you received the lump-sum payment,
- 3) Complete Worksheet 4, and
- 4) Compare the taxable benefits on line 18 of Worksheet 1 with the taxable benefits on line 20 of Worksheet 4.

If the taxable benefits on Worksheet 4 are lower than the taxable benefits on Worksheet 1, you can elect to report the lower amount on your return.

Making the election. If you elect to report your taxable benefits under the lump-sum election method, follow the instructions at the bottom of Worksheet 4. Do not attach the completed worksheets to your return. Keep them with your records.

 *Once you elect this method of figuring the taxable part of a lump-sum payment, you can revoke your election only with the consent of the Internal Revenue Service.*

Lump-sum payment reported on Form SSA-1099 or RRB-1099. If you received a lump-sum payment in 1999 that includes benefits for one or more earlier years after 1983, it will be included in box 3 of either Form SSA-1099 or Form RRB-1099. That part of any lump-sum payment for years before 1984 is not taxed and will not be shown on the form. The form will also show the year (or years) the payment is for. However, Form RRB-1099 will not show a breakdown by year (or years) of any lump-sum payment for years before 1997. You must contact the RRB for a breakdown by year for any amount shown in box 9.

Example

Jane Jackson is single. In 1998 she applied for social security disability benefits but was told she was ineligible. She appealed the decision and won. In 1999, she received a lump-sum payment of \$6,000, of which \$2,000 was for 1998 and \$4,000 was for 1999. Jane also received \$5,000 in social security benefits in 1999, so her total benefits in 1999 were \$11,000. Jane's other income for 1998 and 1999 is as follows.

Income	1998	1999
Wages	\$20,000	\$ 3,500
Interest income	2,000	2,500
Dividend income	1,000	1,500
Fully taxable pension		18,000
Total income	<u>\$23,000</u>	<u>\$25,500</u>

To see if the lump-sum election method results in lower taxable benefits, she completes Worksheets 1, 2, and 4 from this publication. She does not need to complete Worksheet 3 since her lump-sum payment was for years after 1993.

Jane completes Worksheet 1 to find the amount of her taxable benefits for 1999 under the regular method. She completes Worksheet 2 to find the taxable part of the lump-sum payment for 1998 under the lump-sum election method. She completes Worksheet 4 to decide if the lump-sum election method will lower her taxable benefits.

After completing the worksheets, Jane compares the amounts from line 20 of Worksheet 4 and line 18 of Worksheet 1. Because the amount on Worksheet 4 is smaller, she chooses to use the lump-sum election method. To do this, she prints "LSE" to the left of line 20a on Form 1040. She then enters \$11,000 on line 20a of Form 1040 and her taxable benefits of \$2,500 on line 20b.

Jane's filled-in worksheets (1, 2, and 4) follow.

Deductions Related to Your Benefits

You may be entitled to deduct certain amounts related to the benefits you receive.

Disability payments. You may have received disability payments from your employer or an insurance company that you included as income on your tax return in an earlier year. If you received a lump-sum payment from SSA or RRB, and you had to repay the employer or

Example. Jane Jackson

Filled-in Worksheet 1. **Figuring Your Taxable Benefits**

Before you start: Is your filing status *Married filing separately*?

No. Go to line 1 below.

Yes. Did you live apart from your spouse all year?

No. Go to line 1 below.

Yes. Do the following if you file:

Form 1040: Enter "D" to the left of line 20a, then go to line 1 below.

Form 1040A: Enter "D" to the right of the word "benefits" on line 13a, then go to line 1 below.

1. Enter the total amount from box 5 of ALL your Forms SSA-1099 and RRB-1099	1.	<u>11,000</u>
Note: If line 1 is zero or less, stop here; none of your benefits are taxable. Otherwise, go on to line 2.		
2. Enter one-half of line 1	2.	<u>5,500</u>
3. Enter the total of the amounts from: Form 1040: Lines 7, 8a, 8b, 9-14, 15b, 16b, 17-19, and 21. Form 1040A: Lines 7, 8a, 8b, 9, 10b, 11b, and 12	3.	<u>25,500</u>
4. Form 1040A filers: Enter the total of any exclusions for qualified U.S. savings bond interest (Form 8815, line 14) or for adoption benefits (Form 8839, line 30) Form 1040 filers: Enter the total of any exclusions/adjustments for: • Qualified U.S. savings bond interest (Form 8815, line 14) • Adoption benefits (Form 8839, line 30) • Foreign earned income or housing (Form 2555, lines 43 and 48, or Form 2555-EZ, line 18), and • Certain income of bona fide residents of American Samoa (Form 4563, line 15) or Puerto Rico	4.	<u>-0-</u>
5. Add lines 2, 3, and 4	5.	<u>31,000</u>
6. Form 1040A filers: Enter the amount from Form 1040A, line 15. Form 1040 filers: Enter the amount from Form 1040, line 32, minus any amount on Form 1040, line 24	6.	<u>-0-</u>
7. Subtract line 6 from line 5	7.	<u>31,000</u>
8. Enter \$25,000 (\$32,000 if married filing jointly; \$0 if married filing separately and you lived with your spouse at any time during 1999)	8.	<u>25,000</u>
9. Subtract line 8 from line 7. If zero or less, enter -0-	9.	<u>6,000</u>
Note: If line 9 is zero or less, stop here; none of your benefits are taxable. (Do not enter any amounts on Form 1040, line 20a or 20b, or on Form 1040A, line 13a or line 13b. But if you are married filing separately and you lived apart from your spouse for all of 1999, enter -0- on Form 1040, line 20b, or on Form 1040A, line 13b.) Otherwise, go on to line 10.		
10. Enter \$9,000 (\$12,000 if married filing jointly; \$0 if married filing separately and you lived with your spouse at any time during 1999)	10.	<u>9,000</u>
11. Subtract line 10 from line 9. If zero or less, enter -0-	11.	<u>-0-</u>
12. Enter the smaller of line 9 or line 10	12.	<u>6,000</u>
13. Enter one-half of line 12.	13.	<u>3,000</u>
14. Enter the smaller of line 2 or line 13	14.	<u>3,000</u>
15. Multiply line 11 by 85% (.85). If line 11 is zero, enter -0-	15.	<u>-0-</u>
16. Add lines 14 and 15	16.	<u>3,000</u>
17. Multiply line 1 by 85% (.85)	17.	<u>9,350</u>
18. Taxable benefits. Enter the smaller of line 16 or line 17	18.	<u>3,000</u>

- Enter the amount from line 1 above on Form 1040, line 20a, or on Form 1040A, line 13a.
 - Enter the amount from line 18 above on Form 1040, line 20b, or on Form 1040A, line 13b.
- Note:** If you received a lump-sum payment in this year that was for an earlier year, also complete Worksheet 2 or 3 and Worksheet 4 to see whether you can report a lower taxable benefit.

Example. Jane Jackson

Filled-in Worksheet 2. Figure Your Additional Taxable Benefits (From a Lump-Sum Payment for a Year After 1993)

Enter earlier year 1998

1. Enter the total amount from box 5 of ALL your Forms SSA-1099 and RRB-1099 for the earlier year, plus the lump-sum payment for the earlier year received after that year	1.	<u>2,000</u>
<i>Note: If line 1 is zero or less, skip lines 2 through 20 and enter -0- on line 21. Otherwise, go on to line 2.</i>		
2. Enter one-half of line 1	2.	<u>1,000</u>
3. Enter the adjusted gross income reported on your return for the earlier year	3.	<u>23,000</u>
4. Enter the total of any exclusions/adjustments you claimed in the earlier year for adoption benefits (Form 8839), qualified U.S. savings bond interest (Form 8815), student loan interest (Form 1040, line 24, or Form 1040A, line 16), foreign earned income or housing (Form 2555 or Form 2555-EZ), and certain income of bona fide residents of American Samoa (Form 4563) or Puerto Rico	4.	<u>-0-</u>
5. Enter any tax-exempt interest received in the earlier year	5.	<u>-0-</u>
6. Add lines 2, 3, 4, and 5	6.	<u>24,000</u>
7. Enter taxable benefits reported on your return for the earlier year	7.	<u>-0-</u>
8. Subtract line 7 from line 6	8.	<u>24,000</u>
9. Enter \$25,000 (\$32,000 if married filing jointly for the earlier year; \$0 if married filing separately for the earlier year and you lived with your spouse at any time during the year)	9.	<u>25,000</u>
10. Subtract line 9 from line 8, if zero or less, enter -0-	10.	<u>-0-</u>
<i>Note: If line 10 is zero or less, skip lines 11 through 20 and enter -0- on line 21. Otherwise, go on to line 11.</i>		
11. Enter \$9,000 (\$12,000 if married filing jointly for the earlier year; \$0 if married filing separately for the earlier year and you lived with your spouse at any time during the year)	11.	<u> </u>
12. Subtract line 11 from line 10. If zero or less, enter -0-	12.	<u> </u>
13. Enter the smaller of line 10 or line 11	13.	<u> </u>
14. Enter one-half of line 13	14.	<u> </u>
15. Enter the smaller of line 2 or line 14	15.	<u> </u>
16. Multiply line 12 by 85% (.85). If line 12 is zero, enter -0-	16.	<u> </u>
17. Add lines 15 and 16	17.	<u> </u>
18. Multiply line 1 by 85% (.85)	18.	<u> </u>
19. Refigured taxable benefits. Enter the smaller of line 17 or line 18	19.	<u> </u>
20. Enter taxable benefits reported on your return for the earlier year (or as refigured due to a previous lump-sum payment for the year)	20.	<u> </u>
21. Additional taxable benefits. Subtract line 20 from line 19. Also enter this amount on line 19 of Worksheet 4	21.	<u>-0-</u>

Note: Do not file an amended return for this earlier year. Complete a separate Worksheet 2 or Worksheet 3 for each earlier year for which you received a lump-sum payment in 1999.

Example. Jane Jackson

Filled-in Worksheet 4. Figure Your Taxable Benefits Under the Lump-Sum Election Method (Use With Worksheet 2 or 3)

Complete Worksheet 1 and Worksheets 2 and 3 as appropriate before completing this worksheet.

1. Enter the total amount from box 5 of ALL your Forms SSA-1099 for 1999, minus the lump-sum payment for years before 1999	1.	<u>9,000</u>
Note: <i>If line 1 is zero or less, enter zero on lines 2 and 11 and skip lines 3 through 10. Otherwise, go on to line 2.</i>		
2. Enter one-half of line 1	2.	<u>4,500</u>
3. Enter the amount from line 3 of Worksheet 1	3.	<u>25,500</u>
4. Enter the amount from line 4 of Worksheet 1	4.	<u>-0-</u>
5. Add lines 2, 3, and 4	5.	<u>30,000</u>
6. Enter the amount from line 6 of Worksheet 1	6.	<u>-0-</u>
7. Subtract line 6 from line 5	7.	<u>30,000</u>
8. Enter the amount from line 8 of Worksheet 1	8.	<u>25,000</u>
9. Subtract line 8 from line 7. If zero or less, enter -0-	9.	<u>5,000</u>
Note: <i>If line 9 is zero or less, skip lines 10 through 17 and enter -0- on line 18. Otherwise, go on to line 10.</i>		
10. Enter the amount from line 10 of Worksheet 1	10.	<u>9,000</u>
11. Subtract line 10 from line 9. If zero or less, enter -0-	11.	<u>-0-</u>
12. Enter the smaller of line 9 or line 10	12.	<u>5,000</u>
13. Enter one-half of line 12	13.	<u>2,500</u>
14. Enter the smaller of line 2 or line 13	14.	<u>2,500</u>
15. Multiply line 11 by 85% (.85). If line 11 is zero, enter -0-	15.	<u>-0-</u>
16. Add lines 14 and 15	16.	<u>2,500</u>
17. Multiply line 1 by 85% (.85)	17.	<u>7,650</u>
18. Enter the smaller of line 16 or line 17	18.	<u>2,500</u>
19. Enter the total of the amounts from line 21 of Worksheet 2 and line 14 of Worksheet 3 for all earlier years for which the lump-sum payment was received	19.	<u>-0-</u>
20. Taxable benefits under lump-sum election method. Add lines 18 and 19.	20.	<u>2,500</u>
Note: <i>If line 20 above is not smaller than line 18 of Worksheet 1, you cannot use this method to figure your taxable benefits. Instead, follow the instructions on Worksheet 1 to report your benefits.</i>		

You can elect to report your taxable benefits under this method if line 20 above is smaller than line 18 of Worksheet 1. To elect this method:

- *Make the following entries on your return:
On Form 1040, enter "LSE" to the left of line 20a.
On Form 1040A, enter "LSE" to the left of line 13a.*
- *Enter the amount from line 1 of Worksheet 1 on Form 1040, line 20a, or on Form 1040A, line 13a. If you are married filing separately and you lived apart from your spouse for all of 1999, also make the entries described at the top of Worksheet 1.*
- *If line 20 above is zero, follow the instructions below line 9 on Worksheet 1. Otherwise, enter the amount from line 20 above on Form 1040, line 20b, or on 1040A, line 13b.*

insurance company for the disability payments, you can take an itemized deduction for the part of the payments you included in gross income in the earlier year. If the amount you repay is more than \$3,000, you may be able to claim a tax credit instead. Claim the deduction or credit in the same way explained under *Repayment of benefits received in an earlier year*, in the section *Repayments More Than Gross Benefits*, later.

Legal expenses. You can usually deduct legal expenses that you pay or incur to produce or collect taxable income or in connection with the determination, collection, or refund of any tax.

Legal expenses for collecting the **taxable** part of your benefits are deductible as a miscellaneous deduction on line 22, Schedule A (Form 1040).

Repayments More Than Gross Benefits

In some situations, your Form SSA-1099 or Form RRB-1099 will show that the total benefits you repaid (box 4) are more than the gross benefits (box 3) you received. If this occurred, your net benefits in box 5 will be a negative figure (a figure in parentheses) and none of your benefits will be taxable. If you receive more than one form, a negative figure in box 5 of one form is used to offset a positive figure in box 5 of another form for that same year.

If you have any questions about this negative figure, contact your local SSA office or your local U.S. RRB field office.

Joint return. If you and your spouse file a joint return, and your Form SSA-1099 or RRB-1099 has a negative figure in box 5, but your spouse's does not, subtract the amount in box 5 of your form from the amount in box 5 of your spouse's form. You do this to get your net benefits when figuring if your combined benefits are taxable.

Example. John and Mary file a joint return for 1999. John received Form SSA-1099 showing \$3,000 in box 5. Mary also received Form SSA-1099 and the amount in box 5 was (\$500). John and Mary will use \$2,500

(\$3,000 minus \$500) as the amount of their net benefits when figuring if any of their combined benefits are taxable.

Repayment of benefits received in an earlier year. If the total amount shown in box 5 of all of your Forms SSA-1099 and RRB-1099 is a negative figure, you can take an itemized deduction for the part of this negative figure that represents benefits you included in gross income in an earlier year.

If this deduction is \$3,000 or less, it is subject to the 2%-of-adjusted-gross-income limit that applies to certain miscellaneous itemized deductions. Claim it on line 22, Schedule A (Form 1040).

If this deduction is more than \$3,000, you should figure your tax two ways:

- 1) Figure your tax for 1999 with the itemized deduction. This more-than-\$3,000 deduction is **not** subject to the 2%-of-adjusted-gross-income limit that applies to certain miscellaneous itemized deductions.
- 2) Figure your tax for 1999 in the following steps:
 - a) Figure the tax without the itemized deduction.
 - b) For each year after 1983 for which part of the negative figure represents a repayment of benefits, refigure your taxable benefits as if your total benefits for the year were reduced by that part of the negative figure. Then refigure the tax for that year.
 - c) Subtract the total of the refigured tax amounts in (b) from the total of your actual tax amounts.
 - d) Subtract the result in (c) from the result in (a).

Compare the tax figured in methods (1) and (2). Your tax for 1999 is the smaller of the two amounts. If method (1) results in less tax, take the itemized deduction on line 27, Schedule A (Form 1040). If method (2) results in less tax, claim a credit for the applicable amount — the amount figured in 2(c)— on line 63 of Form 1040 and write "I.R.C. 1341" in the margin to the left of line 63. If both methods produce the same tax, deduct the repayment on line 27, Schedule A (Form 1040).



Worksheet 1. Figuring Your Taxable Benefits

Before you start: Is your filing status Married filing separately?

No. Go to line 1 below.

Yes. Did you live apart from your spouse all year?

No. Go to line 1 below.

Yes. Do the following if you file:

Form 1040: Enter "D" to the left of line 20a, then go to line 1 below.

Form 1040A: Enter "D" to the right of the word "benefits" on line 13a, then go to line 1 below.

- 1. Enter the total amount from box 5 of ALL your Forms SSA-1099 and RRB-1099 1. _____
Note: If line 1 is zero or less, stop here; none of your benefits are taxable. Otherwise, go on to line 2.
2. Enter one-half of line 1 2. _____
3. Enter the total of the amounts from:
Form 1040: Lines 7, 8a, 8b, 9-14, 15b, 16b, 17-19, and 21.
Form 1040A: Lines 7, 8a, 8b, 9, 10b, 11b, and 12 3. _____
4. Form 1040A filers: Enter the total of any exclusions for qualified U.S. savings bond interest (Form 8815, line 14) or for adoption benefits (Form 8839, line 30)
Form 1040 filers: Enter the total of any exclusions/adjustments for:
• Qualified U.S. savings bond interest (Form 8815, line 14)
• Adoption benefits (Form 8839, line 30)
• Foreign earned income or housing (Form 2555, lines 43 and 48, or Form 2555-EZ, line 18), and
• Certain income of bona fide residents of American Samoa (Form 4563, line 15) or Puerto Rico 4. _____
5. Add lines 2, 3, and 4. 5. _____
6. Form 1040A filers: Enter the amount from Form 1040A, line 15. Form 1040 filers: Enter the amount from Form 1040, line 32, minus any amount on Form 1040, line 24 6. _____
7. Subtract line 6 from line 5 7. _____
8. Enter \$25,000 (\$32,000 if married filing jointly; \$0 if married filing separately and you lived with your spouse at any time during 1999) 8. _____
9. Subtract line 8 from line 7. If zero or less, enter -0- 9. _____
Note: If line 9 is zero or less, stop here; none of your benefits are taxable. (Do not enter any amounts on Form 1040, line 20a or 20b, or on Form 1040A, line 13a or line 13b. But if you are married filing separately and you lived apart from your spouse for all of 1999, enter -0- on Form 1040, line 20b, or on Form 1040A, line 13b.) Otherwise, go on to line 10.
10. Enter \$9,000 (\$12,000 if married filing jointly; \$0 if married filing separately and you lived with your spouse at any time during 1999) 10. _____
11. Subtract line 10 from line 9. If zero or less, enter -0- 11. _____
12. Enter the smaller of line 9 or line 10 12. _____
13. Enter one-half of line 12 13. _____
14. Enter the smaller of line 2 or line 13 14. _____
15. Multiply line 11 by 85% (.85). If line 11 is zero, enter -0- 15. _____
16. Add lines 14 and 15 16. _____
17. Multiply line 1 by 85% (.85) 17. _____
18. Taxable benefits. Enter the smaller of line 16 or line 17 18. _____

- Enter the amount from line 1 above on Form 1040, line 20a, or on Form 1040A, line 13a.
• Enter the amount from line 18 above on Form 1040, line 20b, or on Form 1040A, line 13b.
Note: If you received a lump-sum payment in this year that was for an earlier year, also complete Worksheet 2 or 3 and Worksheet 4 to see whether you can report a lower taxable benefit.

Worksheet 2. **Figure Your Additional Taxable Benefits (From a Lump-Sum Payment for a Year After 1993)**



Enter earlier year _____

1. Enter the total amount from box 5 of ALL your Forms SSA-1099 and RRB-1099 for the earlier year, plus the lump-sum payment for the earlier year received after that year	1. _____
Note: If line 1 is zero or less, skip lines 2 through 20 and enter -0- on line 21. Otherwise, go on to line 2.	
2. Enter one-half of line 1	2. _____
3. Enter the adjusted gross income reported on your return for the earlier year	3. _____
4. Enter the total of any exclusions/adjustments you claimed in the earlier year for adoption benefits (Form 8839), qualified U.S. savings bond interest (Form 8815), student loan interest (Form 1040, line 24, or Form 1040A, line 16), foreign earned income or housing (Form 2555 or Form 2555-EZ), and certain income of bona fide residents of American Samoa (Form 4563) or Puerto Rico	4. _____
5. Enter any tax-exempt interest received in the earlier year	5. _____
6. Add lines 2, 3, 4, and 5	6. _____
7. Enter taxable benefits reported on your return for the earlier year	7. _____
8. Subtract line 7 from line 6	8. _____
9. Enter \$25,000 (\$32,000 if married filing jointly for the earlier year; \$0 if married filing separately for the earlier year and you lived with your spouse at any time during the year)	9. _____
10. Subtract line 9 from line 8, if zero or less, enter -0-	10. _____
Note: If line 10 is zero or less, skip lines 11 through 20 and enter -0- on line 21. Otherwise, go on to line 11.	
11. Enter \$9,000 (\$12,000 if married filing jointly for the earlier year; \$0 if married filing separately for the earlier year and you lived with your spouse at any time during the year)	11. _____
12. Subtract line 11 from line 10. If zero or less, enter -0-	12. _____
13. Enter the smaller of line 10 or line 11	13. _____
14. Enter one-half of line 13	14. _____
15. Enter the smaller of line 2 or line 14	15. _____
16. Multiply line 12 by 85% (.85). If line 12 is zero, enter -0-	16. _____
17. Add lines 15 and 16	17. _____
18. Multiply line 1 by 85% (.85)	18. _____
19. Refigured taxable benefits. Enter the smaller of line 17 or line 18	19. _____
20. Enter taxable benefits reported on your return for the earlier year (or as refigured due to a previous lump-sum payment for the year)	20. _____
21. Additional taxable benefits. Subtract line 20 from line 19. Also enter this amount on line 19 of Worksheet 4	21. _____

Note: Do not file an amended return for this earlier year. Complete a separate Worksheet 2 or Worksheet 3 for each earlier year for which you received a lump-sum payment in 1999.

Worksheet 3. **Figure Your Additional Taxable Benefits (From a Lump-Sum Payment for a Year Before 1994)**



Enter earlier year _____

1. Enter the total amount from box 5 of ALL your Forms SSA-1099 and RRB-1099 for the earlier year, plus the lump-sum payment for the earlier year received after that year	1. _____
Note: If line 1 is zero or less, skip lines 2 through 13 and enter -0- on line 14. Otherwise, go on to line 2.	
2. Enter one-half of line 1	2. _____
3. Enter the adjusted gross income reported on your return for the earlier year	3. _____
4. Enter the total of any exclusions/adjustments you claimed in the earlier year for qualified U.S. savings bond interest (Form 8815), foreign earned income or housing (Form 2555 or Form 2555-EZ), and certain income of bona fide residents of American Samoa (Form 4563) or Puerto Rico	4. _____
5. Enter any tax-exempt interest received in the earlier year	5. _____
6. Add lines 2, 3, 4, and 5	6. _____
7. Enter the taxable benefits reported on your return for the earlier year	7. _____
8. Subtract line 7 from line 6	8. _____
9. Enter \$25,000 (\$32,000 if married filing jointly for the earlier year; \$0 if married filing separately for the earlier year and you lived with your spouse at any time during the year)	9. _____
10. Subtract line 9 from line 8, if zero or less, enter -0-	10. _____
Note: If line 10 is zero or less, skip lines 11 through 13 and enter -0- on line 14. Otherwise, go on to line 11.	
11. Enter one-half of line 10	11. _____
12. Refigured taxable benefits. Enter the smaller of line 2 or line 11	12. _____
13. Enter taxable benefits reported on your return for the earlier year (or as refigured due to a previous lump-sum payment for the year)	13. _____
14. Additional taxable benefits. Subtract line 13 from line 12. Also enter this amount on line 19 of Worksheet 4	14. _____

Note: Do not file an amended return for this earlier year. Complete a separate Worksheet 2 or Worksheet 3 for each earlier year for which you received a lump-sum payment in 1999.

Worksheet 4. **Figure Your Taxable Benefits Under the Lump-Sum Election Method**
(Use With Worksheet 2 or 3)



Complete Worksheet 1 and Worksheets 2 and 3 as appropriate before completing this worksheet.

1. Enter the total amount from box 5 of ALL your Forms SSA-1099 for 1999, minus the lump-sum payment for years before 1999. 1. _____
Note: If line 1 is zero or less, enter zero on lines 2 and 11 and skip lines 3 through 10. Otherwise, go on to line 2.
2. Enter one-half of line 1 2. _____
3. Enter the amount from line 3 of Worksheet 1 3. _____
4. Enter the amount from line 4 of Worksheet 1 4. _____
5. Add lines 2, 3, and 4 5. _____
6. Enter the amount from line 6 of Worksheet 1 6. _____
7. Subtract line 6 from line 5 7. _____
8. Enter the amount from line 8 of Worksheet 1 8. _____
9. Subtract line 8 from line 7. If zero or less, enter -0- 9. _____
Note: If line 9 is zero or less, skip lines 10 through 17 and enter -0- on line 18. Otherwise, go on to line 10.
10. Enter the amount from line 10 of Worksheet 1 10. _____
11. Subtract line 10 from line 9. If zero or less, enter -0- 11. _____
12. Enter the **smaller** of line 9 or line 10 12. _____
13. Enter one-half of line 12 13. _____
14. Enter the **smaller** of line 2 or line 13 14. _____
15. Multiply line 11 by 85% (.85). If line 11 is zero, enter -0- 15. _____
16. Add lines 14 and 15 16. _____
17. Multiply line 1 by 85% (.85). 17. _____
18. Enter the **smaller** of line 16 or line 17 18. _____
19. Enter the total of the amounts from line 21 of Worksheet 2 and line 14 of Worksheet 3 for all earlier years for which the lump-sum payment was received 19. _____
20. **Taxable benefits under lump-sum election method.** Add lines 18 and 19. 20. _____
Note: If line 20 above is not smaller than line 18 of Worksheet 1, you cannot use this method to figure your taxable benefits. Instead, follow the instructions on Worksheet 1 to report your benefits.

You can elect to report your taxable benefits under this method if line 20 above is smaller than line 18 of Worksheet 1. To elect this method:

- Make the following entries on your return:
 On Form 1040, enter "LSE" to the left of line 20a.
 On Form 1040A, enter "LSE" to the left of line 13a.
- Enter the amount from line 1 of Worksheet 1 on Form 1040, line 20a, or on Form 1040A, line 13a. If you are married filing separately and you lived apart from your spouse for all of 1999, also make the entries described at the top of Worksheet 1.
- If line 20 above is zero, follow the instructions below line 9 on Worksheet 1. Otherwise, enter the amount from line 20 above on Form 1040, line 20b, or on 1040A, line 13b.

FORM SSA-1099 – SOCIAL SECURITY BENEFIT STATEMENT

1999 : PART OF YOUR SOCIAL SECURITY BENEFITS SHOWN IN BOX 5 MAY BE TAXABLE INCOME. : SEE THE REVERSE FOR MORE INFORMATION.		
Box 1. Name	Box 2. Beneficiary's Social Security Number	
Box 3. Benefits Paid in 1999	Box 4. Benefits Repaid to SSA in 1999	Box 5. Net Benefits for 1999 (Box 3 minus Box 4)
DESCRIPTION OF AMOUNT IN BOX 3	DESCRIPTION OF AMOUNT IN BOX 4	
	Box 6. Voluntary Federal Income Tax Withholding	
	Box 7. Address	
	Box 8. Claim Number (Use this number if you need to contact SSA.)	

Form SSA-1099-SM (1-99)

DO NOT RETURN THIS FORM TO SSA OR IRS

Appendix

This appendix explains items shown on Form SSA-1099 and Form RRB-1099. Forms SSA-1042S and RRB-1042S, for nonresident aliens, contain the same items plus a few additional ones. These are also explained.



The illustrated versions of Forms SSA-1099 and RRB-1099 in this appendix are proof copies of the forms as they appeared when this publication went to print. The information on the illustrated forms should be essentially the same as the information on the form you received from either the SSA or the RRB. You should, however, compare the form you received with the one shown in this publication to note any differences.



Form SSA-1099

Every person who received social security benefits will receive a Form SSA-1099. If you receive benefits on more than one social security record, you may get more than one Form SSA-1099. IRS Notice 703 will be en-

closed with this form. It contains a worksheet to help you figure if any of your benefits are taxable. Do not mail Notice 703 to either the IRS or the SSA.

Box 1—Name

The name shown in this box refers to the person for whom the social security benefits shown on the statement were paid. If you received benefits for yourself, your name will be shown.

Box 2—Beneficiary's Social Security Number

This is the social security number, if known, of the person named in box 1.



In all your correspondence with the Social Security Administration, be sure to use the claim number shown in box 8.

Box 3—Benefits Paid in 1999

The figure shown in this box is the total benefits paid in 1999 to you (the person named in box 1). This figure may not agree with the amounts you actually received because adjustments may have been made to your benefits before you received them. An asterisk (*) after the figure shown in this box means that it includes benefits received in 1999 for one or more earlier years.

Description of Amount in Box 3

This part of the form describes the items included in the amount shown in box 3. It lists the benefits paid and any adjustments made. Only the adjustments that apply to you will be shown. If no adjustments were made to the benefits paid, the word "none" will be shown.

Amounts paid by check or direct deposit. This is the amount you actually received or that was deposited directly into your account in a financial institution in 1999.

Additions. The following adjustment items may have been deducted from your benefits in 1999. If amounts appear on your Form SSA-1099 next to these items, they will be added to the amount shown in *Amounts paid by check or direct deposit*.



Do not reduce the amount of net social security benefits (box 5) by any of the items listed below. Use the amount in box 5 to figure taxable social security.

Medicare premiums paid for you. If you have Medicare premiums deducted from your benefits, this is the amount withheld during 1999. The basic monthly premium in 1999 was \$45.50, but it could be higher if you enrolled after you were first eligible or if you had a break in coverage.

Workers' compensation offset. If you are disabled and receive workers' compensation or Part C Black Lung payments, your benefits are subject to a payment limit. An entry will be shown here if your benefits were reduced to stay within this limit. An entry will also be shown here if your benefits were reduced because the person on whose social security record you were paid is disabled and also received workers' compensation or Part C Black Lung payments.

Fees paid to an attorney or other legal obligations. If you had an attorney handle your social security claim, the figure shown here is the fee withheld from your benefits and paid directly to your attorney. In addition, if you are required to pay child support or alimony and these payments were withheld from your benefits, the entry here shows the total payments withheld.

Deductions for work or other adjustments. Amounts withheld from your benefits because of work or to recover an overpayment of any type of benefit are benefits paid to you and will be shown here. They also may be treated as benefits repaid to SSA and included in the amount in box 4.

Amounts withheld to recover SSI payments. Part of a person's supplemental security income (SSI) payments is withheld if that person also receives social security benefits. When a person applies for both social security benefits and SSI payments, the SSI payments may sometimes be made before a decision on the person's social security claim is made. After the person is found eligible for social security benefits, the amount that should have been withheld from the SSI payments is deducted from the social security benefits. This amount is considered part of your social security benefits. An entry here means that an amount was de-

ducted from your social security benefits to recover part of your SSI payments.

Total Additions. The figure shown here is the sum of the amounts paid by check or direct deposit plus all the additions described previously.

Subtractions. The following adjustment items may have been included in the payments you received in 1999. If amounts appear on your Form SSA-1099 next to these items, they will be subtracted from the figure in *Total Additions*.

Payments for months before December 1983. The figure shown here is the amount of benefits you received in 1999 that was for months before December 1983. These benefits are not taxable no matter when they are paid.

Lump-sum death payment. The lump-sum death payment is not subject to tax. An entry here means you received this kind of payment in 1999.

Amounts refunded to you. The amount shown here may include Medicare premiums you paid in excess of the amount actually due. It also may include amounts withheld in 1998 to pay your attorney in excess of the fee actually paid.

Total Subtractions. The figure shown here is the sum of all the subtractions described previously.

Benefits for 1999. The amount shown here is the result of subtracting the figure in *Total Subtractions* from the figure in *Total Additions*. This amount is the same as that shown in box 3.

***Box 3 includes \$_____ paid in 1999 for 1998, 1997, and other tax years.** The figure shown here is the amount of any lump-sum benefit payment received in 1999 that is for an earlier year after 1983. See *Lump-Sum Election*, earlier, for a full discussion on how these payments are handled.

Box 4—Benefits Repaid to SSA in 1999

The figure shown in this box is the total amount of benefits you repaid to SSA in 1999.

Description of Amount in Box 4

This part of the form describes the items included in the amount shown in box 4. It lists the amount of benefit checks you returned to SSA and any adjustments for other types of repayments. The amounts listed include all amounts repaid in 1999, no matter when the benefits were received. Only the repayments that apply to you will be shown. If you did not make any repayments, the word "none" will be shown.

Amounts of any of your social security checks that were returned to SSA. If any of your benefit checks were returned to SSA, the total is shown here.

Adjustments for work and/or overpayments. If any amounts were withheld from your benefits because of work or to recover an overpayment of retirement, survivors, or disability benefits, the total will be shown here. This may also be shown as *Deductions for work or*

other adjustments under *Description of Amount in Box 3*.

Amounts paid to SSA in cash, or by personal check or money order, etc., excluding Medicare premiums. This is the amount you repaid to SSA by direct remittance.

Benefits Repaid to SSA in 1999. The amount shown here is the sum of all your repayments. This total is the same as that shown in box 4.

Box 5—Net Benefits for 1999 (Box 3 minus Box 4)

The figure in this box is the net benefits paid to you for the year. It is the result of subtracting the figure in box 4 from the figure in box 3. Enter this amount on line A of IRS Notice 703, or on line 1 of Worksheet 1, shown earlier, or on the worksheet in either the Form 1040 or 1040A instruction package.

If parentheses are around the figure in box 5, it means that the figure in box 4 is larger than the figure in box 3. This is a negative figure and means you repaid more money than you received in 1999. If you have any questions about this negative figure, contact your local SSA office. For more information, see *Repayments More Than Gross Benefits*, earlier.

Form SSA-1042S (Nonresident Aliens)

This form is for nonresident aliens. It contains the following four additional items that do not appear on Form SSA-1099.

Box 6—Rate of Tax

This is the rate at which tax was withheld from 85% of your benefits. If tax was withheld at more than one rate during the year, the percentage shown will be the tax rate in December 1999. The tax rate for most nonresident aliens is 30%. If you are a resident of Switzerland, 85% of your benefits are taxed at a 15% rate. The figure "0" will appear in this box if you were not taxed in December or if you claimed a tax treaty exemption. Benefits received by residents of Canada, Egypt, Germany, Ireland, Israel, Italy, Japan, Romania, and the United Kingdom are exempt from U.S. tax.

Under a treaty with India, benefits paid to individuals who are both residents and nationals of India are exempt from U.S. tax if the benefits are for services performed for the United States, its subdivisions, or local authorities. See Publication 519 for more information on nonresident aliens.

Box 7—Amount of Tax Withheld

This is the amount of tax taken out of your social security checks. Tax is withheld for any month in which you were a nonresident alien (unless you claimed exemption under a tax treaty).

Box 8—Amount of Tax Refunded

An amount in this block shows any tax SSA refunded to you. When SSA withholds tax from your checks by mistake, they try to return it to you during the same calendar year. If SSA is unable to send the refund to you before the year ends, you must file a federal income tax return to get a refund of this tax.

Box 9—Net Tax Withheld During 1999

The figure in this box is the result of subtracting the figure in box 8 from the figure in box 7. This is the net amount of tax withheld from your benefits.

Form RRB-1099

This section explains the items shown on Form RRB-1099. Form RRB-1099 is issued to citizens and residents of the United States. If you received or repaid the social security equivalent benefit (SSEB) portion of tier 1 railroad retirement benefits or special guaranty benefits during 1999 you will receive Form RRB-1099, *Payments by the Railroad Retirement Board*.

If you received or repaid any non-social security equivalent benefit (NSSEB) portion of tier 1, tier 2, vested dual benefits or supplemental annuity benefits during 1999, you will receive Form RRB-1099-R, *Annuities or Pensions by the Railroad Retirement Board*. For more information concerning Form RRB-1099-R, see Publication 575, *Pension and Annuity Income*.



Each beneficiary will receive his or her own Form RRB-1099. If you receive benefits on more than one railroad retirement record, you may get more than one Form RRB-1099.

Box 1—Claim Number and Payee Code

Your RRB claim number is a six- or nine-digit number preceded by an alphabetical prefix and is the number under which the SSEB portion of tier 1 benefits was paid. Your payee code is the number following your claim number and is used by the RRB to identify you under your claim number. In all your contacts with the RRB, be sure to use the claim number and payee code shown in this box.

Box 2—Recipient's Identification Number

This is the U.S. social security number (SSN), individual taxpayer identification number (ITIN), or employer identification number (EIN), if known, for the person or estate listed as the recipient.

Box 3—Gross Social Security Equivalent Benefit Portion of Tier 1 Paid in 1999

The figure shown in this box is the total SSEB portion of tier 1 benefits or special guaranty benefits paid to you in 1999. It is the amount **before** any deductions were made for:

- Federal tax withholding,
- Medicare premiums,
- Garnishment,

PAYERS' NAME, STREET ADDRESS, CITY, STATE, AND ZIP CODE UNITED STATES RAILROAD RETIREMENT BOARD 844 N RUSH ST CHICAGO IL 60611-2092		1999		PAYMENTS BY THE RAILROAD RETIREMENT BOARD	
PAYER'S FEDERAL IDENTIFYING NO. 36-3314600		3. Gross Social Security Equivalent Benefit Portion of Tier 1 Paid in 1999			
1. Claim Number and Payee Code		4. Social Security Equivalent Benefit Portion of Tier 1 Repaid to RRB in 1999			
2. Recipient's Identification Number		5. Net Social Security Equivalent Benefit Portion of Tier 1 Paid in 1999			
Recipient's Name, Street Address, City, State, and Zip Code		6. Workers' Compensation Offset in 1999			
		7. Social Security Equivalent Benefit Portion of Tier 1 Paid in 1998			
		8. Social Security Equivalent Benefit Portion of Tier 1 Paid for 1997			
		9. Social Security Equivalent Benefit Portion of Tier 1 Paid for Years Prior to 1997			
		10. Federal Income Tax Withheld		11. Medicare Premium Total	

COPY C -
FOR
RECIPIENT'S
RECORDS

THIS
INFORMATION
IS BEING
FURNISHED
TO THE
INTERNAL
REVENUE
SERVICE.

FORM RRB-1099

DO NOT ATTACH TO YOUR INCOME TAX RETURN

- Assignment,
- Recovery of an overpayment, including recovery of Railroad Unemployment Insurance Act benefits received while awaiting payment of your railroad retirement annuity, and
- Workers' compensation offset (explained in the description of box 6, later).

The figure in box 3 is the amount **after** any deductions were made for:

- Work deductions,
- Actuarial adjustment, and
- Annuity waiver.

Example 1. For the period January through March 1999, you received \$300 (\$100 x 3 months) Railroad Unemployment Insurance. You were eligible for the SSEB portion of tier 1 benefits of \$509 a month beginning January 1, 1999, but you did not receive your first payment until April 1999. The payment you received in April was for the first three months of 1999. However, because you received unemployment benefits during the same period, \$300 was deducted from your initial benefit payment. Instead of receiving \$1,527 (\$509 x 3 months), you received \$1,227 (\$1,527 - \$300). For the months of April through November, you were paid your regular monthly SSEB portion of tier 1 benefits of \$509. Box 3 of your Form RRB-1099 will show \$5,599 (\$509 x 11 months) as the gross SSEB portion of tier 1 benefits paid to you in 1999, even though you did not actually receive that amount. This is because box 3 shows the gross amount of your benefits **before** any reductions were made for the unemployment benefits paid to you.

Example 2. You received tier 1 benefits of \$600 a month for the months of December 1998 through May 1999. Your \$600 monthly tier 1 benefit consists of an SSEB portion of \$250 and a non-social security equivalent benefit (NSSEB) portion of \$350. Beginning in June 1999, you became entitled to Medicare, and

\$45.50 a month was deducted from your benefit checks for Medicare premiums. Therefore, the tier 1 payments you received for the rest of the year were \$554.50 (\$600 - \$45.50) a month. Box 3 of your Form RRB-1099 will show the gross SSEB portion of tier 1 benefits of \$3,000 (\$250 x 12 months), because it is the gross SSEB amount **before** deductions for your Medicare premiums. Box 11 of your Form RRB-1099 will show your Medicare premiums of \$273 (\$45.50 x 6 months) deducted from June through November 1999. The remainder of your tier 1 payments, the NSSEB portion of \$4,200 (\$350 x 12 months), will be shown on the Form RRB-1099-R that you will receive along with your Form RRB-1099. The \$4,200 is the gross NSSEB amount **before** deductions for your Medicare premiums. (The Medicare Premium Total box shown on your Form RRB-1099-R will be blank since the Medicare total will be shown in box 11 of your Form RRB-1099.) For more information on Form RRB-1099-R, see Publication 575.

Benefits paid for earlier years. The figure in box 3 includes any lump-sum benefit payment you received in 1999 that is for an earlier year after 1983. If you received a payment for an earlier year, it will be shown in box 7, 8, or 9 (described later). See *Lump-Sum Election*, earlier, for information on how to treat the payment.

Box 4—Social Security Equivalent Benefit Portion of Tier 1 Repaid to RRB in 1999

The figure shown in this box is the total SSEB portion of tier 1 benefits you repaid to the RRB in 1999. You may have repaid a benefit by returning a payment or having an amount withheld from your payments. In addition, an amount may have been withheld from your benefits to recover the SSEB overpayment incurred by someone else who is also receiving benefits under your claim number. Also, an amount may have been withheld from another benefit, such as a social security benefit, to recover an SSEB overpayment you received.

The amount in box 4 also includes any SSEB benefits you repaid in 1999 that were for one or more years

before 1999. All tier 1 repayments for years before 1986 are treated entirely as SSEB benefits.

Example 1. You returned to work for your last railroad employer for the months of June through August 1999. The SSEB portion of your tier 1 benefit was \$450 for each of those months. Since you are not allowed to receive benefits for any month you returned to railroad service, you have to make a repayment to the RRB. You returned the benefit payment for June through August 1999. Box 4 of your Form RRB-1099 will show \$1,350 ($\450×3 months) as the SSEB portion of tier 1 benefits you repaid to the RRB.

Example 2. From January through April 1999 you were overpaid \$800 in the SSEB portion of tier 1 benefits. From May through August 1999, \$200 a month was withheld from your benefit payment to fully recover the \$800 overpayment. Box 4 of your Form RRB-1099 will show \$800 ($\200×4 months) as the SSEB portion of tier 1 benefits you repaid to the RRB.

Example 3. As a retired railroad employee, you have been receiving a railroad retirement annuity, including an SSEB portion of tier 1 benefits, since 1998. You also became entitled to, and received, a social security benefit of \$300 a month beginning May 1, 1999. SSA later authorized the RRB to pay that benefit. In August 1999, the RRB began paying your social security benefit to you and reduced the SSEB portion of your monthly tier 1 benefit by \$300. Social security benefits of \$900 ($\300×3 months) covering the period May through July 1999 were kept by the RRB to offset your \$900 SSEB overpayment for that same period. Box 4 of your Form RRB-1099 will show \$900 as the SSEB portion of tier 1 benefits you repaid to the RRB. (**Note.** SSA will send you Form SSA-1099, which will include the \$900 in benefits paid by them for the months of May through July 1999.)

Box 5—Net Social Security Equivalent Benefit Portion of Tier 1 Paid in 1999

The figure shown in this box is the net amount of the SSEB portion of tier 1 benefits paid to you in 1999. It is the result of subtracting the amount in box 4 from the amount in box 3. Use this amount to determine if any of your benefits are taxable. See *Are Any of Your Benefits Taxable*, earlier.

If parentheses are around the figure in box 5, it means that the figure in box 4 is larger than the figure in box 3. This is a negative figure and means you repaid more money than you received in 1999. For more information, see *Repayments More Than Gross Benefits*, earlier.

Box 6—Workers' Compensation Offset in 1999

The figure shown in this box is the amount you received in workers' compensation benefits during the year that was used to offset the full amount of your tier 1 payments. The SSEB portions of your tier 1 benefits shown in boxes 3 and 5 include amounts by which your SSEB payments were reduced for workers' compensation benefits. Your workers' compensation amount is shown

in this box separately only for your information. If you did not receive workers' compensation benefits, box 6 is blank.

Example. For 1999, your tier 1 benefit of \$450 a month is reduced to \$400 because of a \$50-a-month workers' compensation offset. Boxes 3 and 5 of your Form RRB-1099 will show \$5,400 ($\450×12 months) as the SSEB portion of tier 1 benefits paid to you by the RRB. The \$5,400 is the amount **before** any deductions were made for the workers' compensation offset. Box 4 will show zero because you did not make any repayments during the year. Box 6 of your form will show \$600 ($\50 workers' compensation $\times 12$ months). In figuring if any of your benefits are taxable, you must use \$5,400 (box 5) as the amount of the SSEB portion of tier 1 benefits paid to you.

Boxes 7 and 8—Social Security Equivalent Benefit Portion of Tier 1 Paid for 1998 or 1997

The figure shown in each applicable box is the amount of SSEB benefits paid to you in 1999 that was for 1998 or 1997. This amount is included in the amount shown in box 3.

Box 9—Social Security Equivalent Benefit Portion of Tier 1 Paid for Years Prior to 1997

The figure shown in this box is the amount of SSEB benefits paid to you in 1999 that was for 1997 and earlier years after 1983. This amount is included in the amount shown in box 3. Any tier 1 benefit paid for a period before 1986 is treated as SSEB.

Box 10—Federal Income Tax Withheld

The figure shown in this box is the total amount of U.S. federal income tax withheld on your tier 1 SSEB payments. This total is based on the amount of SSEB tax withholding requested on IRS Form W-4V, *Voluntary Withholding Request*. Include this amount on your income tax return as tax withheld.



In some cases, a tax withholding amount may be shown in this box even though you did not request SSEB tax withholding. This may happen if you previously had taxes withheld from your pension payments (NSSEB, tier 2, and/or vested dual benefit), but the taxability of those payments has since changed. In these cases, the tax withholding amount is applied to the SSEB since that is your only taxable component.

Box 11—Medicare Premium Total

This is for information purposes only. This is the total amount of Part B Medicare premiums deducted from your railroad retirement annuity payments shown on your Form RRB-1099 for 1999. Medicare premium refunds are not included in this total. The Medicare total is normally shown on Form RRB-1099. However, if Form RRB-1099 is not required for your 1999 taxes, then this total will be shown on Form RRB-1099-R. Medicare premiums deducted from your social security

benefits, paid by a third party, or paid by direct billing will not be shown in this box.

Form RRB-1042S (Nonresident Aliens)

This form is for nonresident aliens. It contains the following four additional items that do not appear on Form RRB-1099.

Note. If your country of legal residence changed or your tax withholding rate changed during the year, you may receive more than one Form RRB-1042S. To determine your total amounts for the year, you should add the amounts shown on all Forms RRB-1042S you received for that year.

Box 10—Country

The country where you maintain your legal residence is shown in this box. If you maintained legal residence in more than one country during the year, you will receive a separate Form RRB-1042S for each country of legal residence during the year.

Box 11—Rate of Tax

The figure in this box is the rate at which tax was withheld from 85% of the SSEB portion of tier 1 payments you received. If tax was withheld at more than one rate during the year, you will receive a separate Form RRB-1042S for each rate change during the year. The tax rate for most nonresident aliens is 30%. The figure "0%" will appear in this box if you claimed a tax treaty exemption. Benefits received by residents of Canada, Egypt, Germany, Ireland, Israel, Italy, Japan, Romania, and the United Kingdom are exempt from U.S. tax if a tax treaty exemption is claimed. If you are a resident of Switzerland, 85% of your benefits are taxed at a 15% rate.

Under a treaty with India, benefits paid to individuals who are both residents and nationals of India are exempt from U.S. tax if the benefits are for services performed for the United States, its subdivisions, or local authorities. See Publication 519 for more information on nonresident aliens.

Box 12—Federal Tax Withheld

The figure in this box is the total amount of U.S. federal income tax withheld from the SSEB portion of your tier 1 payments while you were a legal resident of the country in box 10 in 1999. If you received more than one Form-1042S for 1999, add the amounts in box 12 of all Forms-1042S to determine your total amount of U.S. federal income tax withheld from SSEB payments for 1999. Tax is withheld for any month in which you were a nonresident alien (unless you claimed exemption under a tax treaty).

Box 13—Medicare Premium Total

This is for information purposes. This is the total amount of Part B Medicare premiums deducted from your railroad retirement annuity payments shown on your Form RRB-1042S for 1999. Medicare premium refunds are

not included in this total. The Medicare total is normally shown on Form RRB-1042S. However, if Form RRB-1042S is not required for your 1999 taxes, then this total will be shown on Form RRB-1099-R. Medicare premiums deducted from your social security benefits, paid by a third party, or paid by direct billing will not be shown in this box.



TIP You should contact your nearest RRB field office (if you reside in the United States) or U.S. consulate/embassy (if you reside outside of the United States) for assistance with your RRB tax statement inquiries. If you have any questions about how to figure your taxable payments or what amounts to show on your income tax returns, contact your own tax preparer or the IRS. You may visit the RRB on the Internet at www.rrb.gov.

How To Get More Information

You can order free publications and forms, ask tax questions, and get more information from the IRS in several ways. By selecting the method that is best for you, you will have quick and easy access to tax help.

Free tax services. To find out what services are available, get Publication 910, *Guide to Free Tax Services*. It contains a list of free tax publications and an index of tax topics. It also describes other free tax information services, including tax education and assistance programs and a list of TeleTax topics.



Personal computer. With your personal computer and modem, you can access the IRS on the Internet at www.irs.gov. While visiting our web site, you can select:

- *Frequently Asked Tax Questions* (located under *Taxpayer Help & Ed*) to find answers to questions you may have.
- *Forms & Pubs* to download forms and publications or search for forms and publications by topic or keyword.
- *Fill-in Forms* (located under *Forms & Pubs*) to enter information while the form is displayed and then print the completed form.
- *Tax Info For You* to view Internal Revenue Bulletins published in the last few years.
- *Tax Regs in English* to search regulations and the Internal Revenue Code (under *United States Code (USC)*).
- *Digital Dispatch* and *IRS Local News Net* (both located under *Tax Info For Business*) to receive our electronic newsletters on hot tax issues and news.
- *Small Business Corner* (located under *Tax Info For Business*) to get information on starting and operating a small business.

You can also reach us with your computer using File Transfer Protocol at [ftp.irs.gov](ftp://ftp.irs.gov).



TaxFax Service. Using the phone attached to your fax machine, you can receive forms and instructions by calling **703-368-9694**. Follow the directions from the prompts. When you order forms, enter the catalog number for the form you need. The items you request will be faxed to you.



Phone. Many services are available by phone.

- *Ordering forms, instructions, and publications.* Call **1-800-829-3676** to order current and prior year forms, instructions, and publications.
- *Asking tax questions.* Call the IRS with your tax questions at **1-800-829-1040**.
- *TTY/TDD equipment.* If you have access to TTY/TDD equipment, call **1-800-829-4059** to ask tax questions or to order forms and publications.
- *TeleTax topics.* Call **1-800-829-4477** to listen to pre-recorded messages covering various tax topics.

Evaluating the quality of our telephone services. To ensure that IRS representatives give accurate, courteous, and professional answers, we evaluate the quality of our telephone services in several ways.

- A second IRS representative sometimes monitors live telephone calls. That person only evaluates the IRS assistor and does not keep a record of any taxpayer's name or tax identification number.
- We sometimes record telephone calls to evaluate IRS assistors objectively. We hold these recordings no longer than one week and use them only to measure the quality of assistance.
- We value our customers' opinions. Throughout this year, we will be surveying our customers for their opinions on our service.



Walk-in. You can walk in to many post offices, libraries, and IRS offices to pick up certain forms, instructions, and publications. Also, some libraries and IRS offices have:

- An extensive collection of products available to print from a CD-ROM or photocopy from reproducible proofs.
- The Internal Revenue Code, regulations, Internal Revenue Bulletins, and Cumulative Bulletins available for research purposes.



Mail. You can send your order for forms, instructions, and publications to the Distribution Center nearest to you and receive a response within 10 workdays after your request is received. Find the address that applies to your part of the country.

- **Western part of U.S.:**
Western Area Distribution Center
Rancho Cordova, CA 95743-0001
- **Central part of U.S.:**
Central Area Distribution Center
P.O. Box 8903
Bloomington, IL 61702-8903
- **Eastern part of U.S. and foreign addresses:**
Eastern Area Distribution Center
P.O. Box 85074
Richmond, VA 23261-5074



CD-ROM. You can order IRS Publication 1796, *Federal Tax Products on CD-ROM*, and obtain:

- Current tax forms, instructions, and publications.
- Prior-year tax forms, instructions, and publications.
- Popular tax forms which may be filled in electronically, printed out for submission, and saved for recordkeeping.
- Internal Revenue Bulletins.

The CD-ROM can be purchased from National Technical Information Service (NTIS) by calling **1-877-233-6767** or on the Internet at **www.irs.gov/cdorders**. The first release is available in mid-December and the final release is available in late January.

IRS Publication 3207, *Small Business Resource Guide*, is an interactive CD-ROM that contains information important to small businesses. It is available in mid-February. You can get one free copy by calling **1-800-829-3676**.

Index

A	
Appendix	18
Assistance (See More information)	

B	
Base amount	2

D	
Deductions related to benefits	9
Disability benefits repaid	9

E	
Estimated tax	3

F	
Forms:	
RRB-1042S	1, 23
RRB-1099	1, 20
SSA-1042S	1, 20
SSA-1099	1, 18

W-4V	3
Free tax services	23

H	
Help (See More information)	

L	
Legal expenses	13
Lump-sum election	9

M	
More information	23

N	
Nonresident aliens	3

P	
Publications (See More information)	

R	
Railroad retirement benefits	1
Repayments:	
More than gross benefits	3
Of benefits received in an earlier year	3

S	
Social security benefits	1

T	
Tax help (See More information)	
Tax withholding:	
Form W-4V	3
Voluntary	3
TTY/TDD information	23

W	
Who is taxed	3

Tax Publications for Individual Taxpayers

See *How To Get More Information* for a variety of ways to get publications, including by computer, phone, and mail.

General Guides

- 1 Your Rights as a Taxpayer
- 17 Your Federal Income Tax (For Individuals)
- 225 Farmer's Tax Guide
- 334 Tax Guide for Small Business
- 509 Tax Calendars for 2000
- 553 Highlights of 1999 Tax Changes
- 595 Tax Highlights for Commercial Fishermen
- 910 Guide to Free Tax Services

Specialized Publications

- 3 Armed Forces' Tax Guide
- 378 Fuel Tax Credits and Refunds
- 463 Travel, Entertainment, Gift, and Car Expenses
- 501 Exemptions, Standard Deduction, and Filing Information
- 502 Medical and Dental Expenses
- 503 Child and Dependent Care Expenses
- 504 Divorced or Separated Individuals
- 505 Tax Withholding and Estimated Tax
- 508 Tax Benefits for Work-Related Education
- 514 Foreign Tax Credit for Individuals
- 516 U.S. Government Civilian Employees Stationed Abroad
- 517 Social Security and Other Information for Members of the Clergy and Religious Workers
- 519 U.S. Tax Guide for Aliens
- 520 Scholarships and Fellowships
- 521 Moving Expenses
- 523 Selling Your Home
- 524 Credit for the Elderly or the Disabled
- 525 Taxable and Nontaxable Income
- 526 Charitable Contributions
- 527 Residential Rental Property
- 529 Miscellaneous Deductions

- 530 Tax Information for First-Time Homeowners
- 531 Reporting Tip Income
- 533 Self-Employment Tax
- 534 Depreciating Property Placed in Service Before 1987
- 537 Installment Sales
- 541 Partnerships
- 544 Sales and Other Dispositions of Assets
- 547 Casualties, Disasters, and Thefts (Business and Nonbusiness)
- 550 Investment Income and Expenses
- 551 Basis of Assets
- 552 Recordkeeping for Individuals
- 554 Older Americans' Tax Guide
- 555 Community Property
- 556 Examination of Returns, Appeal Rights, and Claims for Refund
- 559 Survivors, Executors, and Administrators
- 561 Determining the Value of Donated Property
- 564 Mutual Fund Distributions
- 570 Tax Guide for Individuals With Income From U.S. Possessions
- 575 Pension and Annuity Income
- 584 Casualty, Disaster, and Theft Loss Workbook (Personal-Use Property)
- 587 Business Use of Your Home (Including Use by Day-Care Providers)
- 590 Individual Retirement Arrangements (IRAs) (Including Roth IRAs and Education IRAs)
- 593 Tax Highlights for U.S. Citizens and Residents Going Abroad
- 594 Understanding the Collection Process
- 596 Earned Income Credit (EIC)
- 721 Tax Guide to U.S. Civil Service Retirement Benefits

- 901 U.S. Tax Treaties
- 907 Tax Highlights for Persons with Disabilities
- 908 Bankruptcy Tax Guide
- 911 Direct Sellers
- 915 Social Security and Equivalent Railroad Retirement Benefits
- 919 How Do I Adjust My Tax Withholding?
- 925 Passive Activity and At-Risk Rules
- 926 Household Employer's Tax Guide
- 929 Tax Rules for Children and Dependents
- 936 Home Mortgage Interest Deduction
- 946 How To Depreciate Property
- 947 Practice Before the IRS and Power of Attorney
- 950 Introduction to Estate and Gift Taxes
- 967 IRS Will Figure Your Tax
- 968 Tax Benefits for Adoption
- 970 Tax Benefits for Higher Education
- 971 Innocent Spouse Relief
- 972 Child Tax Credit
- 1542 Per Diem Rates
- 1544 Reporting Cash Payments of Over \$10,000
- 1546 The Taxpayer Advocate Service of the IRS

Spanish Language Publications

- 1SP Derechos del Contribuyente
- 579SP Cómo Preparar la Declaración de Impuesto Federal
- 594SP Comprendiendo el Proceso de Cobro Crédito por Ingreso del Trabajo
- 596SP English-Spanish Glossary of Words and Phrases Used in Publications Issued by the Internal Revenue Service
- 850 English-Spanish Glossary of Words and Phrases Used in Publications Issued by the Internal Revenue Service
- 1544SP Informe de Pagos en Efectivo en Exceso de \$10,000 (Recibidos en una Ocupación o Negocio)

Commonly Used Tax Forms

See *How To Get More Information* for a variety of ways to get forms, including by computer, fax, phone, and mail. For fax orders only, use the catalog numbers when ordering.

Form Number and Title	Catalog Number	Form Number and Title	Catalog Number
1040 U.S. Individual Income Tax Return	11320	2106 Employee Business Expenses	11700
Sch A & B Itemized Deductions & Interest and Ordinary Dividends	11330	2106-EZ Unreimbursed Employee Business Expenses	20604
Sch C Profit or Loss From Business	11334	2210 Underpayment of Estimated Tax by Individuals, Estates, and Trusts	11744
Sch C-EZ Net Profit From Business	14374	2441 Child and Dependent Care Expenses	11862
Sch D Capital Gains and Losses	11338	2848 Power of Attorney and Declaration of Representative	11980
Sch D-1 Continuation Sheet for Schedule D	10424	3903 Moving Expenses	12490
Sch E Supplemental Income and Loss	11344	4562 Depreciation and Amortization	12906
Sch EIC Earned Income Credit	13339	4868 Application for Automatic Extension of Time To File U.S. Individual Income Tax Return	13141
Sch F Profit or Loss From Farming	11346	4952 Investment Interest Expense Deduction	13177
Sch H Household Employment Taxes	12187	5329 Additional Taxes Attributable to IRAs, Other Qualified Retirement Plans, Annuities, Modified Endowment Contracts, and MSAs	13329
Sch J Farm Income Averaging	25513	6251 Alternative Minimum Tax—Individuals	13600
Sch R Credit for the Elderly or the Disabled	11359	8283 Noncash Charitable Contributions	62299
Sch SE Self-Employment Tax	11358	8582 Passive Activity Loss Limitations	63704
1040A U.S. Individual Income Tax Return	11327	8606 Nondeductible IRAs	63966
Sch 1 Interest and Ordinary Dividends for Form 1040A Filers	12075	8812 Additional Child Tax Credit	10644
Sch 2 Child and Dependent Care Expenses for Form 1040A Filers	10749	8822 Change of Address	12081
Sch 3 Credit for the Elderly or the Disabled for Form 1040A Filers	12064	8829 Expenses for Business Use of Your Home	13232
1040EZ Income Tax Return for Single and Joint Filers With No Dependents	11329	8863 Education Credits	25379
1040-ES Estimated Tax for Individuals	11340		
1040X Amended U.S. Individual Income Tax Return	11360		