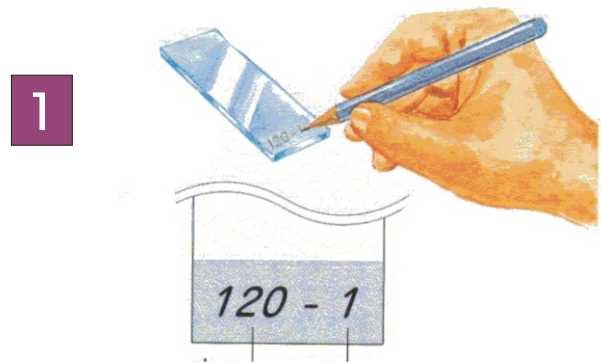


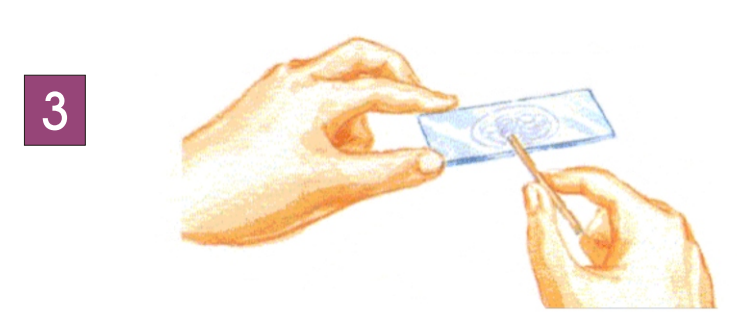
AFB SMEAR STAINING



1 Always use new, grease free and clean slides. Correctly label slides with stylus or lead pencil.



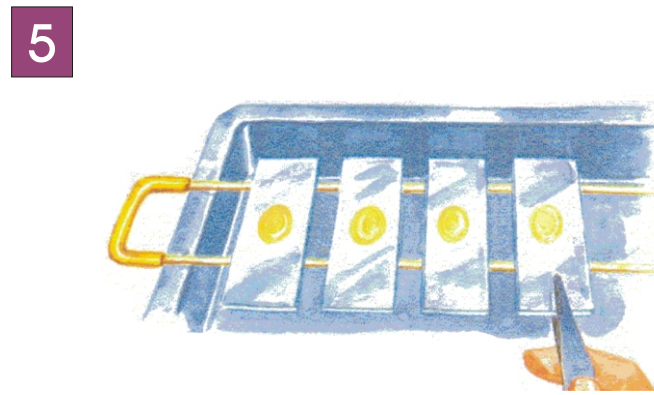
2 Fish out yellowish portion from sputum container and place on slide with the rough end of the stick.



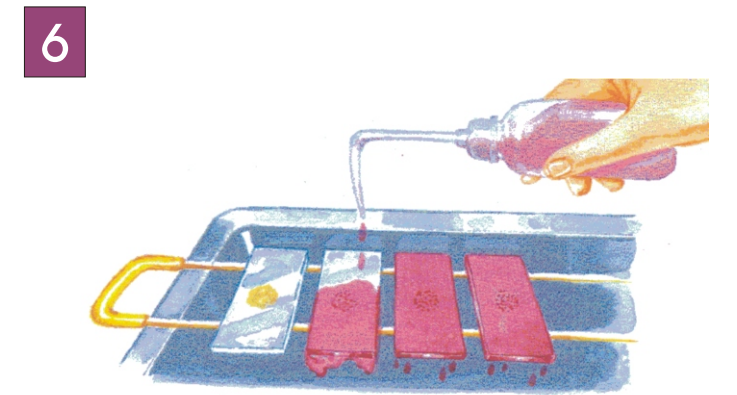
3 Spread material evenly in an approximate area of 2cm X 1cm so that news print is readable on drying.




4 Air dry smear completely and then heat fix smear in a flame.



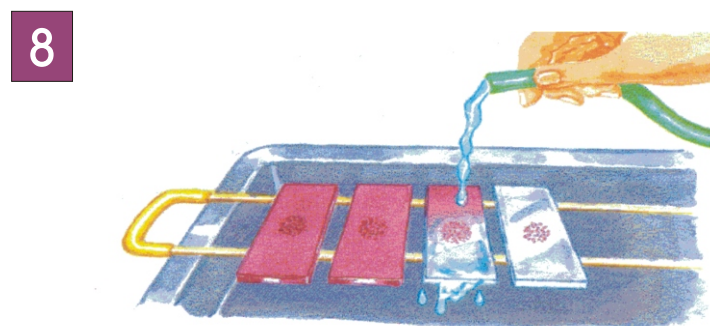
5 Place slides on the staining rack without touching each other. Always add *positive* and *negative* control slides.



6 Cover slides with freshly filtered carbol fuchsin.



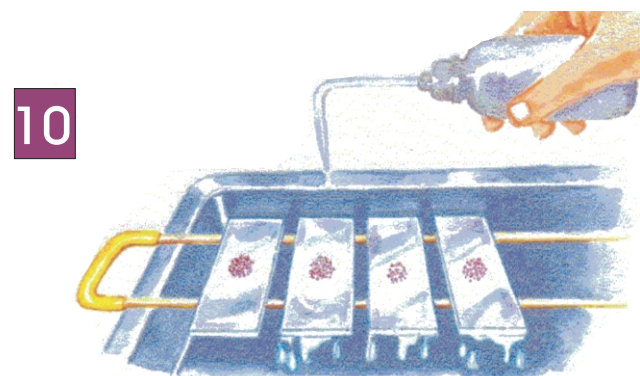
7 Heat gently with a torch until steam rises from the slides. Stain for five minutes.



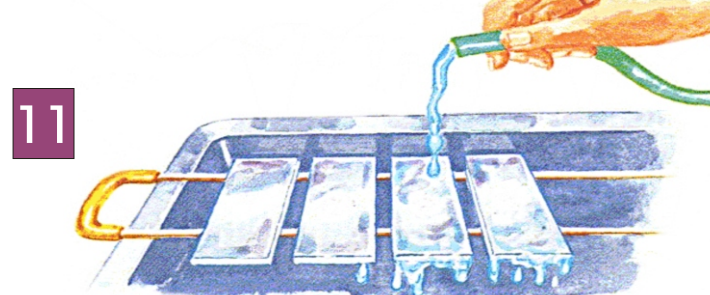
8 Wash gently with water.




9 Drain the water.




10 Cover slides with decolourising solution for three minutes




11 Wash thoroughly with water. If the slide is not decolourised properly, repeat step 10 for an additional 1-3 minutes.




12 Drain the water.




13 Cover with counter stain methylene blue for one minute.



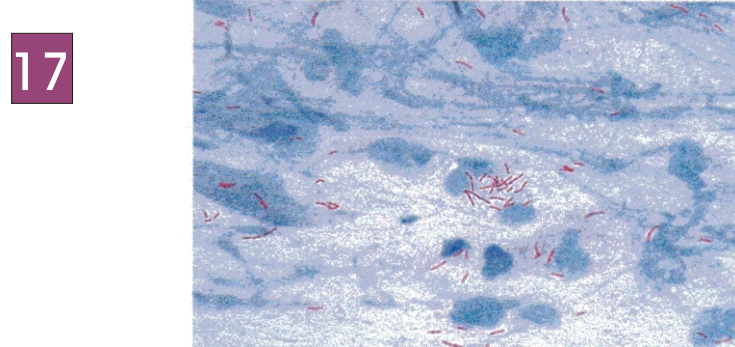
14 Drain the counter stain.



15 Wash with water. Wipe the back side of slides with tissue paper.



16 Air dry the slides in a rack.



17 View the smear under oil immersion. AFB: Fine, red rods against blue background.

18

AFB Counts	Recording/Reporting
No AFB in at least 100 fields	0/negative
1 to 9 AFB in 100 fields	Actual AFB count
10 to 99 AFB in 100 fields	+
1 to 10 AFB per field in at least 50 fields	++
> 10 AFB per field in at least 20 fields	+++

Report the findings as per WHO and IUATLD recommendations.

A joint collaboration:

