

**OFFENDERS IN NEW JERSEY CORRECTIONAL INSTITUTIONS
ON JANUARY 13, 2003, BY MANDATORY MINIMUM TERM**

In New Jersey, since 1979, the courts have utilized mandatory minimum sentences. This means that an offender must serve the entire minimum sentence before being eligible for parole consideration. Mandatory minimum terms are not reduced by earned credits (commutation, minimum security or work).

OFFENDERS IN CORRECTIONAL INSTITUTIONS ON JANUARY 13, 2003, BY MANDATORY MINIMUM TERM

Mandatory Minimum Term	Total		Prison Males		Youth Complex		ADTC		Edna Mahan		Other Facilities	
	#	%	#	%	#	%	#	%	#	%	#	%
TOTAL OFFENDERS	16,034	100%	10,582	100%	2,654	100%	271	100%	529	100%	1,998	100%
<18 Months	1,496	9%	573	5%	574	22%	0	0%	81	15%	268	13%
18 Months	911	6%	424	4%	274	10%	0	0%	40	8%	173	9%
2 Years	2,376	16%	1,402	13%	375	14%	3	1%	80	15%	516	26%
3 Years	2,900	19%	1,750	17%	467	18%	9	3%	96	18%	578	29%
4 Years	1,271	8%	825	8%	228	9%	13	5%	48	9%	157	8%
5 Years	1,579	10%	1,123	11%	232	9%	80	30%	30	6%	114	6%
6-9 Years	1,780	12%	1,262	12%	269	10%	59	22%	58	11%	132	7%
10 Years	655	4%	499	5%	59	2%	46	17%	16	3%	35	2%
11-14 Years	632	3%	514	5%	72	3%	13	5%	22	4%	11	1%
15 Years	419	3%	345	3%	30	1%	28	10%	11	2%	5	0%
16-19 Years	288	1%	246	2%	28	1%	5	2%	7	1%	2	0%
20-24 Years	276	2%	257	2%	9	0%	6	2%	2	0%	2	0%
25-29 Years	255	1%	241	2%	5	0%	5	2%	4	1%	0	0%
30 Years	707	4%	650	6%	25	1%	3	1%	27	5%	2	0%
30+ Years	489	3%	471	4%	7	0%	1	0%	7	1%	3	0%

- Sixty percent (60%) of all adult offenders have mandatory minimum terms (16,034 out of 26,387).
- The median mandatory minimum term is 4 years.
- Fifteen percent (15%) of those with mandatory minimum terms have mandatory minimum terms of 15 years or more.

Prison Complex Offenders on January 13, 2003, By Mandatory Minimum Term

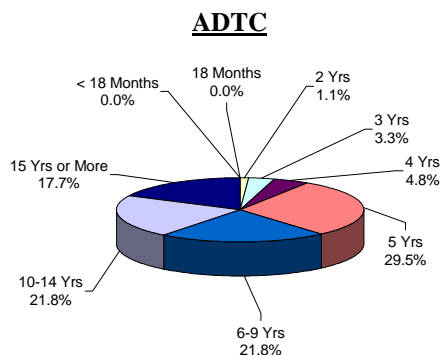
Institution	Total	< 18 Months	18 Months	2 Years	3 Years	4 Years	5 Years	6-9 Years	10 Years	11-14 Years	15 Years	16-19 Years	20-24 Years	25-29 Years	30 Years	30+ Years
Bayside Main	858 100%	64 7%	46 5%	162 19%	224 26%	86 10%	93 11%	99 12%	27 3%	18 2%	19 2%	7 1%	5 1%	3 0%	4 0%	1 0%
Bayside Farm	422 100%	15 4%	18 4%	79 19%	109 26%	36 9%	44 10%	56 13%	26 6%	16 4%	9 2%	5 1%	2 0%	5 1%	1 0%	1 0%
Bayside Ancora	159 100%	19 12%	10 6%	37 23%	64 40%	13 8%	10 6%	6 4%	0 0%	0 0%	0 0%	0 0%	0 0%	0 0%	0 0%	0 0%
Bayside Total	1,439 100%	98 7%	74 5%	278 19%	397 28%	135 9%	147 10%	161 11%	53 4%	34 2%	28 2%	12 1%	7 0%	8 1%	5 0%	2 0%
CRAF Jones Farm	83 100%	31 37%	22 27%	23 28%	6 7%	1 1%	0 0%	0 0%	0 0%	0 0%	0 0%	0 0%	0 0%	0 0%	0 0%	0 0%
CRAF Reception	310 100%	48 15%	35 11%	45 15%	80 26%	22 7%	31 10%	28 9%	4 1%	6 2%	3 1%	1 0%	2 1%	2 1%	1 0%	2 1%
CRAF Total	393 100%	79 20%	57 15%	68 17%	86 22%	23 6%	31 8%	28 7%	4 1%	6 2%	3 1%	1 0%	2 1%	2 1%	1 0%	2 1%
East Jersey Main	1,009 100%	10 0%	13 1%	49 3%	71 5%	69 4%	123 9%	122 12%	113 11%	115 11%	93 9%	44 4%	58 6%	62 6%	126 12%	42 4%
East Jersey Camp	74 100%	5 7%	4 5%	13 18%	13 18%	8 11%	11 15%	10 14%	5 7%	2 3%	1 1%	1 1%	1 1%	0 0%	0 0%	0 0%
East Jersey Marlboro	68 100%	17 25%	6 9%	17 25%	10 15%	5 7%	6 9%	6 9%	1 1%	0 0%	0 0%	0 0%	0 0%	0 0%	0 0%	0 0%
East Jersey Ad Seg	277 100%	25 9%	10 4%	31 11%	37 13%	19 7%	33 12%	40 14%	23 8%	13 5%	10 4%	7 3%	10 4%	3 1%	11 4%	5 2%
East Jersey Total	1,529 100%	57 4%	33 2%	110 7%	131 9%	101 7%	173 11%	178 12%	142 9%	130 9%	104 7%	52 3%	69 5%	65 4%	137 9%	47 3%

Prison Complex Offenders on January 13, 2003, By Mandatory Minimum Term

Institution	Total	< 18 Months	18 Months	2 Years	3 Years	4 Years	5 Years	6-9 Years	10 Years	11-14 Years	15 Years	16-19 Years	20-24 Years	25-29 Years	30 Years	30+ Years
Midstate	205 100%	26 13%	20 10%	55 27%	60 29%	14 7%	15 7%	15 7%	0 0%	0 0%	0 0%	0 0%	0 0%	0 0%	0 0%	0 0%
NJ State Prison Ad Seg Female	12 100%	2 0%	0 0%	2 0%	2 0%	1 0%	2 0%	1 0%	1 0%	0 0%	0 0%	0 0%	1 0%	0 0%	0 0%	0 0%
NJ State Prison Main	1,552 100%	19 1%	11 1%	39 3%	48 3%	25 2%	41 3%	57 4%	44 3%	45 3%	61 4%	65 4%	116 8%	139 9%	441 30%	401 27%
NJ State Prison Total	1,564 100%	21 1%	11 1%	41 3%	50 3%	26 2%	43 3%	58 4%	45 3%	45 3%	61 4%	65 4%	117 7%	139 9%	441 28%	401 26%
Northern Main	1,361 100%	73 5%	49 4%	187 14%	260 19%	114 8%	173 13%	198 15%	81 6%	91 7%	34 2%	38 3%	21 2%	10 1%	21 2%	11 1%
Northern Ad Seg Male	278 100%	13 5%	15 5%	40 14%	40 14%	27 10%	27 10%	45 16%	25 9%	17 6%	10 4%	4 1%	3 1%	0 0%	4 1%	8 3%
Northern Total	1,639 100%	86 5%	64 4%	227 14%	300 18%	141 9%	200 12%	243 15%	106 6%	108 7%	44 3%	42 3%	24 1%	10 1%	25 2%	19 1%
Riverfront	793 100%	29 4%	21 3%	105 13%	168 21%	93 12%	116 15%	119 15%	51 6%	36 5%	22 3%	8 1%	9 1%	6 1%	6 1%	4 1%
Southern	989 100%	82 8%	51 5%	199 20%	230 23%	109 11%	133 13%	112 11%	34 3%	15 2%	14 1%	4 0%	3 0%	1 0%	1 0%	1 0%
South Woods	2,014 100%	95 5%	93 5%	319 16%	328 16%	183 9%	265 13%	321 16%	92 5%	117 6%	67 3%	44 2%	36 2%	17 1%	25 1%	12 1%
SUBTOTAL PRISON MALES	10,565 100%	573 5%	424 4%	1,402 13%	1,750 17%	825 8%	1,123 11%	1,235 12%	527 5%	491 5%	343 3%	228 2%	267 3%	248 2%	641 6%	488 5%

Prison Complex Offenders on January 13, 2003, By Mandatory Minimum Term

Institution	Total	< 18 Months	18 Months	2 Years	3 Years	4 Years	5 Years	6-9 Years	10 Years	11-14 Years	15 Years	16-19 Years	20-24 Years	25-29 Years	30 Years	30+ Years
ADTC	271 100%	0 0%	0 0%	3 1%	9 3%	13 5%	80 30%	59 22%	46 17%	13 5%	28 10%	5 2%	6 2%	5 2%	3 1%	1 0%
Subtotal	10,836 100%	573 5%	424 4%	1,405 13%	1,759 16%	838 8%	1,203 11%	1,294 12%	573 5%	504 5%	371 3%	233 2%	273 3%	253 2%	644 6%	489 5%
Mahan - Female Prison	563 100%	81 14%	40 7%	80 14%	96 17%	48 9%	55 10%	58 10%	18 3%	22 4%	15 3%	7 1%	5 1%	4 1%	27 5%	7 1%
Total Prison Complex	11,399 100%	654 6%	464 4%	1,485 13%	1,855 16%	886 8%	1,258 11%	1,352 12%	591 5%	526 5%	386 3%	240 2%	278 2%	257 2%	671 6%	496 4%

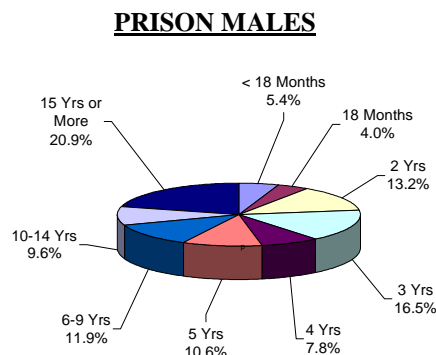


The median mandatory minimum term at ADTC is 8 years.

Forty-four percent (44%) of the ADTC population have mandatory minimum sentences (271 of 619).

Of those with mandatory minimums, 39% have minimum terms of 5 years or less.

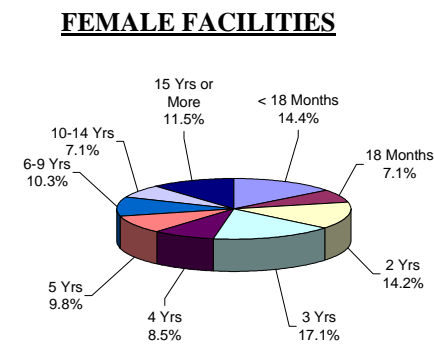
Thirty-nine percent (39%) have mandatory minimum terms of 10 years or longer.



Of the 16,700 prison complex males, 63% (10,565) have mandatory minimum terms.

The median mandatory minimum term for prison complex males is 4 years (ADTC excluded).

Eighty-two percent (82%) of New Jersey State Prison inmates have mandatory minimum terms and 78% percent of those have minimum terms of 15 years or more.



The median mandatory minimum term at Edna Mahan is 3 years 4 months.

At Edna Mahan, 49% of the females housed have minimum terms (563 of 1146).

Seventy-one percent (71%) of the females with mandatory minimum terms have terms of 5 years or less.

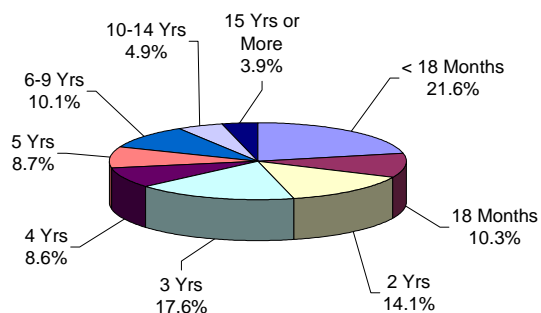
Youth Complex Offenders on January 13, 2003, By Mandatory Minimum Term

Institution	Total	< 18 Months	18 Months	2 Years	3 Years	4 Years	5 Years	6-9 Years	10 Years	11-14 Years	15 Years	16-19 Years	20-24 Years	25-29 Years	30 Years	30+ Years
Garden State	1,029	140	92	145	166	89	98	125	34	43	25	27	9	5	24	7
	100%	14%	9%	14%	16%	9%	10%	12%	3%	4%	2%	3%	1%	0%	2%	1%
Mountainview Main	633	216	75	107	127	64	21	22	1	0	0	0	0	0	0	0
	100%	34%	12%	17%	20%	10%	3%	3%	0%	0%	0%	0%	0%	0%	0%	0%
Mountainview Stokes	54	21	8	10	15	0	0	0	0	0	0	0	0	0	0	0
	100%	39%	15%	19%	28%	0%	0%	0%	0%	0%	0%	0%	0%	0%	0%	0%
Mountainview Total	687	237	83	117	142	64	21	22	1	0	0	0	0	0	0	0
	100%	34%	12%	17%	21%	9%	3%	3%	0%	0%	0%	0%	0%	0%	0%	0%
Wagner Main	712	119	59	97	138	63	85	101	21	23	4	1	0	0	1	0
	100%	17%	8%	14%	19%	9%	12%	14%	3%	3%	1%	0%	0%	0%	0%	0%
Wagner Ad Seg	155	38	20	9	21	12	28	17	3	6	1	0	0	0	0	0
	100%	25%	13%	6%	14%	8%	18%	11%	2%	4%	1%	0%	0%	0%	0%	0%
Wagner Adult Boot Camp	71	40	20	7	0	0	0	4	0	0	0	0	0	0	0	0
	100%	56%	28%	10%	0%	0%	0%	6%	0%	0%	0%	0%	0%	0%	0%	0%
Wagner Total	938	197	99	113	159	75	113	122	24	29	5	1	0	0	1	0
	100%	21%	11%	12%	17%	8%	12%	13%	3%	3%	1%	0%	0%	0%	0%	0%
Total Youth	2,654	574	274	375	467	228	232	269	59	72	30	28	9	5	25	7
	100%	22%	10%	14%	18%	9%	9%	10%	2%	3%	1%	1%	0%	0%	1%	0%

Offenders In Other Facilities on January 13, 2003, By Mandatory Minimum Term

Institution	Total	< 18 Months	18 Months	2 Years	3 Years	4 Years	5 Years	6-9 Years	10 Years	11-14 Years	15 Years	16-19 Years	20-24 Years	25-29 Years	30 Years	30+ Years
Central Medical	8 100%	1 13%	1 13%	1 13%	1 13%	0 0%	0 0%	0 0%	0 0%	0 0%	1 13%	0 0%	0 0%	0 0%	2 25%	1 13%
County Jail	169 100%	44 26%	17 10%	41 24%	28 17%	10 6%	9 5%	15 9%	1 1%	2 1%	1 1%	0 0%	0 0%	0 0%	0 0%	1 1%
EM/HC	57 100%	21 37%	5 9%	13 23%	15 26%	1 2%	0 0%	2 4%	0 0%	0 0%	0 0%	0 0%	0 0%	0 0%	0 0%	0 0%
Halfway House	1,764 100%	202 11%	150 9%	461 26%	534 30%	146 8%	105 6%	115 7%	34 2%	9 1%	3 0%	2 0%	2 0%	0 0%	0 0%	1 0%
Total Other Facilities	1,998 100%	268 13%	173 9%	516 26%	578 29%	157 8%	114 6%	132 7%	35 2%	11 1%	5 0%	2 0%	2 0%	0 0%	2 0%	3 0%

YOUTH COMPLEX

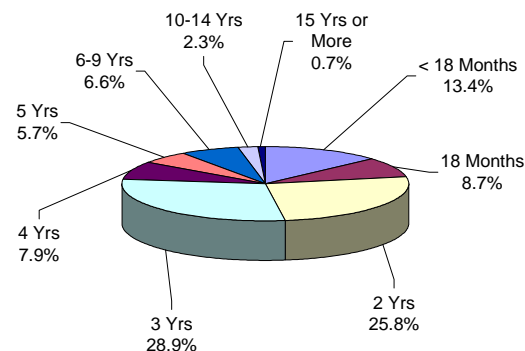


The median mandatory minimum term for youth complex offenders is 3 years.

Among youth complex offenders, 61% have mandatory minimum terms (2654 of 4324).

Of these, 81% have mandatory minimum terms of 5 years or less.

OFFENDERS IN OTHER FACILITIES



The median mandatory minimum term for inmates in 'other facilities' is 2 years 9 months.

Fifty-five percent (55%) of the offenders in 'other facilities' have mandatory minimum terms (1998 of 3598).

Of these, 90% have mandatory minimum terms of 5 years or less.