

## Summary of Water Supply Conditions as of 08/09/04

(Click on hyperlinks to view information graphically.)

**Precipitation** for the CVP is at 46.15 inches or 94% of the average water year-to-date total for this date and 92% of the historical average of 50 inches for the water year according to the 8-Station Index as of 08-Aug-2004. For August, which averages 0.3 inches, we have received only 0.06 inches so far. September averages only 0.8 inches and even if we were to receive average rainfall this month and next, we still could not match the Water Year 2002 total of 46.32 inches.

**Reservoir Storage** for Trinity is at 103% of its 15-year average and Shasta storage is 89% of its 15-year average. Folsom Reservoir is at 73% of its 15-year average, while New Melones is at 91% of its 15-year average.

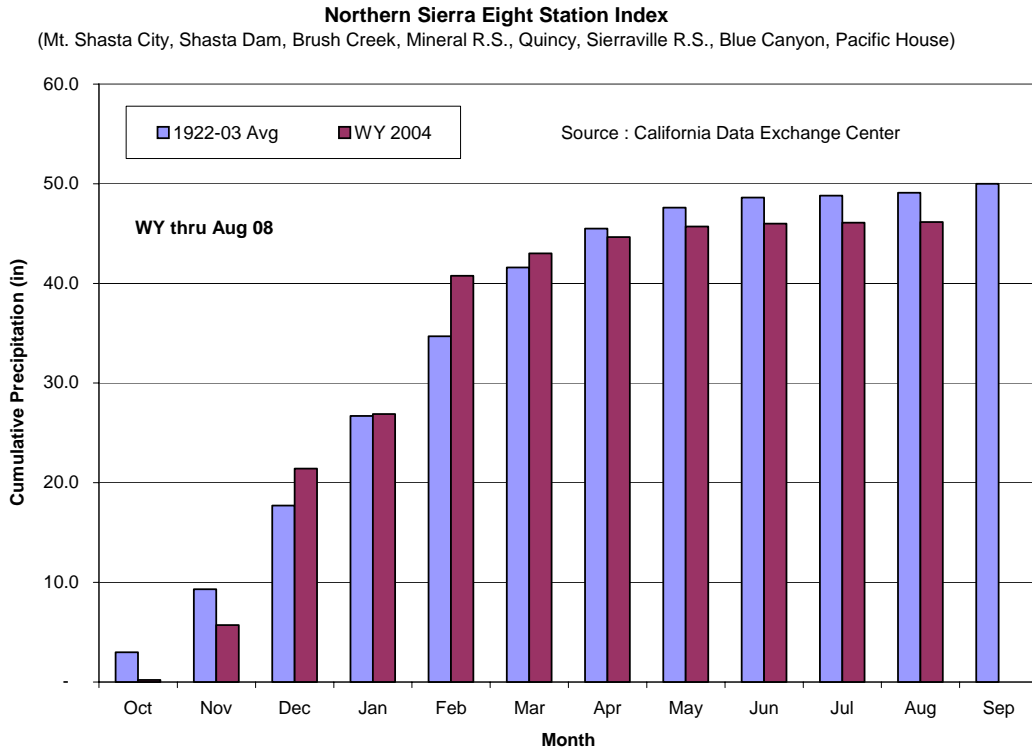
**River Releases** at Lewiston are close to 450 cfs, where they will remain through the end of this water year. On the Sacramento, releases are down from last month. Overall, air temperatures have been mild this summer. Releases on the American are down to conserve storage. Stanislaus releases at Goodwin are operating to the Vernalis salinity standard.

**Water Supply** indices were officially declared based on May 1<sup>st</sup> conditions. For the Sacramento, it is officially “Below Normal” and for the San Joaquin, “Dry.”

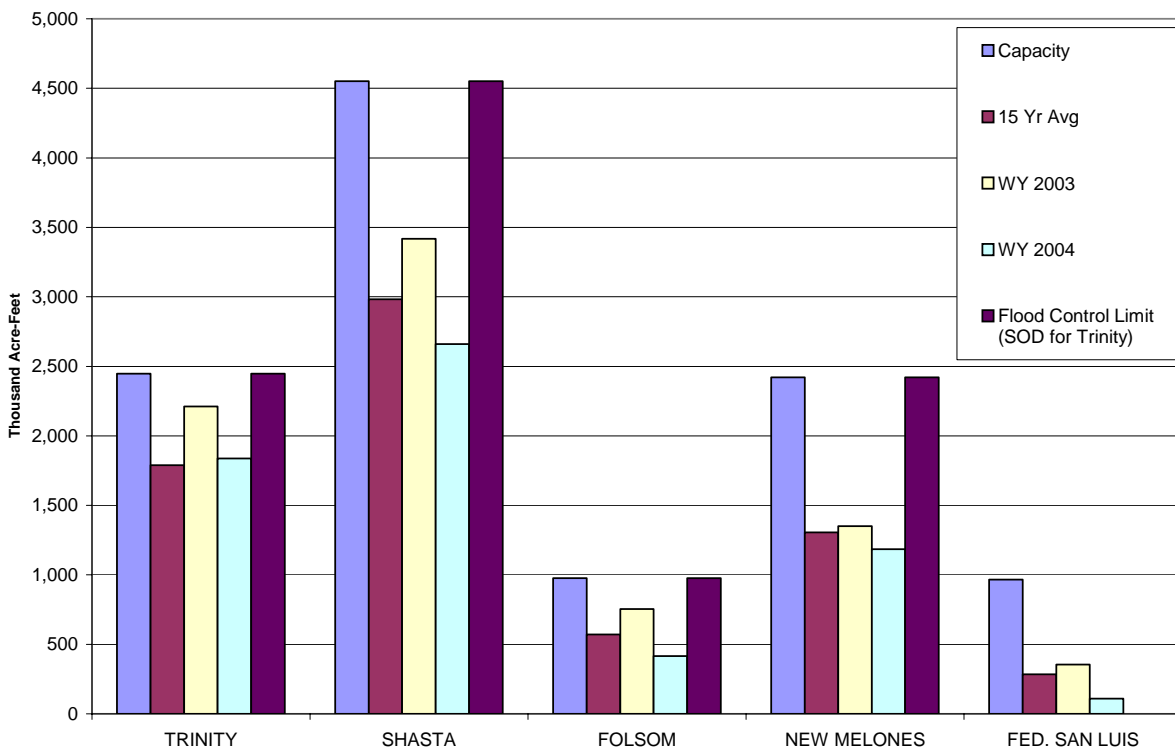
		(as of 08/09)	(as of 07/02)	Change
8 Station Index	(% of WY Avg to Date)	92%	92%	0%
Snow Pack - (Percent of April 1 Average)	North	0%	0%	0%
	Central	0%	0%	0%
		(as of 08/09)	(as of 07/02)	Change
Reservoir Storage - (Thousand AF)	Trinity	1,837	2,049	(212)
	Shasta	2,660	3,344	(684)
	Folsom	415	560	(145)
	New Melones	1,185	1,299	(114)
	Federal San Luis	109	278	(169)
		(as of 08/09)	(as of 07/02)	Change
River Releases - (Mean Daily cfs)	Trinity	470	2,000	(1,530)
	Sacramento	12,480	14,638	(2,158)
	American	2,027	2,994	(967)
	Stanislaus	280	652	(372)
		(as of 08/09)	(as of 07/02)	Change
Reservoir Inflow - (WY to Date in TAF)	Trinity	1,438	1,406	32
	Shasta	5,400	5,123	277
	Folsom	1,631	1,522	109
	New Melones	598	558	40
		(as of 08/09)	(as of 07/02)	Change
Precipitation (accumulated in.)	Trinity at Fish Hatchery	30.82	30.65	0.17
	Sacramento at Shasta Dam	67.81	66.23	1.58
	American at Blue Canyon	41.97	41.97	-
	Stanislaus at New Melones	20.00	19.34	0.66

# Precipitation

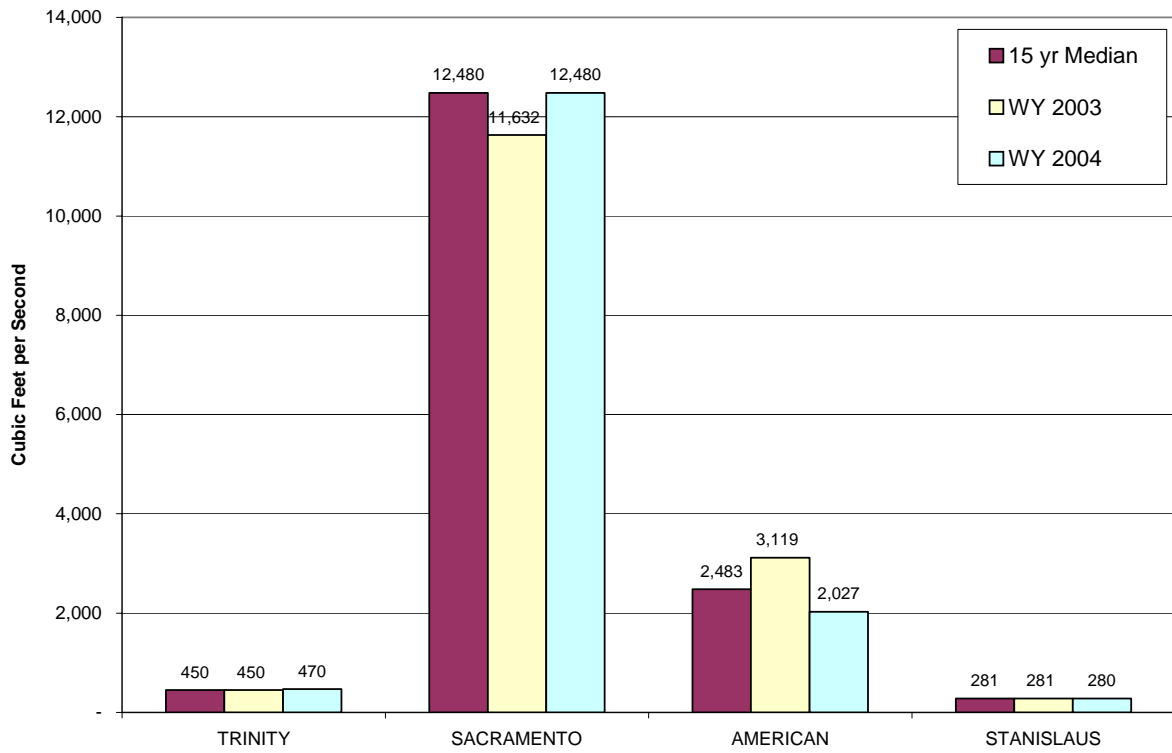
[Return to Summary](#)



Reservoir Storage as of AUGUST 8, 2004 Based on USBR Daily CVP Water Supply Report



Reservoir Releases as of AUGUST 8, 2004 Based on USBR Daily CVP Water Supply Report



WY 2004 SACRAMENTO RIVER UNIMPAIRED RUNOFF (SACRAMENTO RIVER INDEX)

