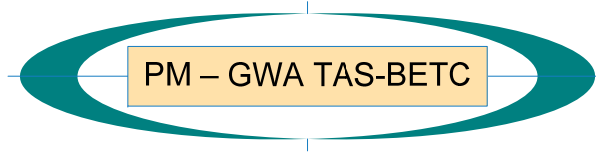




PM – GWA TAS-BETC

***Handling Government-wide Accounting Modernization Project's
requirement to capture
Treasury Account Symbol-Business Event Type Code
when transactions are initiated for
Treasury Disbursing Office Payments
for Federal Program Agencies***



System Changes

Federal Program Agencies (FPA)



Secure Payment System (SPS)



Payment Automation Manager (PAM)
(replacing FMS Legacy Payments)



PACER On-line (PACER)



Shared Accounting Module (SAM)



Government-wide Accounting (GWA)

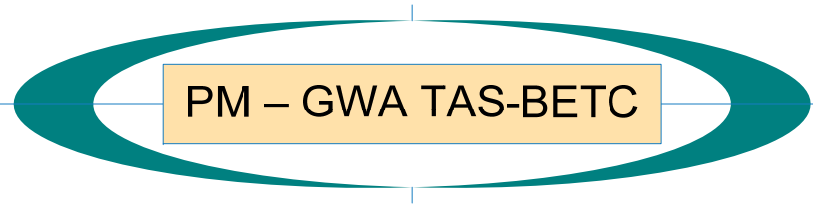


See reference
slide 30 for
Acronyms.



FMS Systems:

- **Secure Payment System (SPS)** - provides FMS and Federal Program Agencies (FPAs) with enhanced capabilities for creating, submitting, electronically signing and approving certifications for payment request schedules.
- **Payment Application Modernization Project/Payment Automation Manager (PAM)** – automates and streamlines the current Legacy Payment System for processing and issuing payments.
- **Payments, Accounting, Claims and Enhanced Reconciliation (PACER)/Pacer On-line (POL)** – system of record for payments which processes payments and claims and aftermath activities.
- **Shared Accounting Module (SAM)** – provides SPS with valid **ALCs and flags which are “GWA Reporter ALCs for SPS”** to identify who is required to enter component TAS-BETC. It also provides a list of **valid TAS-BETCs** to SPS and to the public. SAM validates information from GWA Café.
- **Governmentwide Accounting Modernization Project (GWAMP)** - addresses the central accounting and reporting functions and processes associated with budget execution, accountability, and cash/other asset management. This includes the collection and dissemination of financial management and accounting information from and to FPAs. It also includes the business processes in FMS that are related to ledger accounting for each appropriation, fund and receipt account’s Fund Balance with Treasury (FBWT), General Ledger account for the cash and monetary assess of the Government, and the preparation of the Monthly Treasury Statement and Appendix.



SPS and interfacing systems PAM, SAM, GWA changing.



2009 & 2010



2010



2011

SPS streaming Schedule Certifications to PAM. PAM implementing schedule types.

SAM providing ALCs with GWA Reporters Identified and TAS-BETCs.

SPS validate TAS-BETC for GWA Reporter ALCs for SPS.



PM – GWA TAS-BETC

➤ *SPS will make component-based GWA TAS-BETC entry available in early calendar year **2011** for GWA Reporter ALCs. GWA will work with agencies to convert them into GWA Reporter ALCs.*



➤ *GWA Reporter ALCs for SPS, per SAM, must enter valid GWA TAS-BETCs for all certified payment schedules and cannot go back to being non-GWA Reporter ALCs.*

➤ *Non-GWA Reporter ALCs will continue to enter the current Account Symbol Field (except Same Day Payments) until the agency becomes a GWA Reporter ALC.*



➤ *Although no date is mandated yet for TAS-BETC entry, all agencies are expected to eventually be converted to GWA Reporter ALCs.*



PM – GWA TAS-BETC

TAS-BETC standardization and FMLOB/FSIO/CGAC:

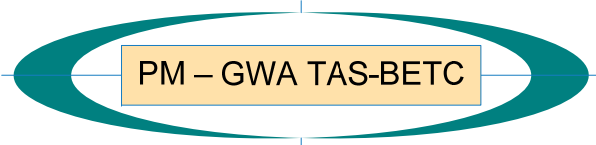
- President's priority of Financial Management Lines of Business (FMLOB) includes standardizing systems, business process and data elements.
- The Financial System Integration Office (FSIO) with OMB and the Chief Financial Officers (CFOs) -
 - Core Financial Systems Requirements,
 - Development, Testing and Product Certification.
 - Common Government-wide Accounting Classification Structure (includes the component-based TAS-BETC format)

Financial Systems Integration Office

Federal Financial Management Standards

Common Government-wide
Accounting Classification Structure

Version 1.0
July 2007



➤ **GWA TAS-BETC vs. old TAS format**

- SP = Sub-level Prefix Code
- ATA = Allocation Transfer Agency Identifier*
- AID = Agency Identifier*
- BPOA = Beginning Period of Availability
- EPOA = Ending Period of Availability
- A = Availability Type Code
- MAIN = Main Account Code
- SUB = Sub-Account Code
- BETC = Business Event Type Code

**See SAM Public Website for potential changes to Agency Identifier and some Main*

TAS								BETC	Former Account Symbol String
SP	ATA	AID	BPOA	EPOA	A	MAIN	SUB		
01		011			X	0074	000	DISB	(01)11X0074
		020	2007	2008		2000	000	DISB	2007/082000
	014	020			X	3000	123	DISB	14-20X3000.123
		020	2006	2006		4000	000	DISB	20064000



PM – GWA TAS-BETC



BETCs for SPS TDO Payments per GWA:

DISB - Gross Disbursements

DISBCA – Payment for Obligations of Closed Accounts

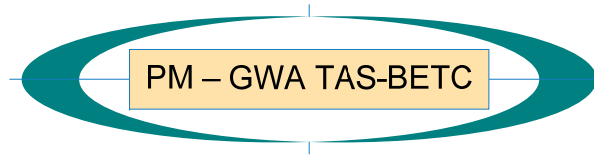
INVNFED – Investment in Non-Federal Securities

INVNFS – Investment in Non-Federal Securities (Market Value)

REFTAXD – Refund of Taxes, Debit

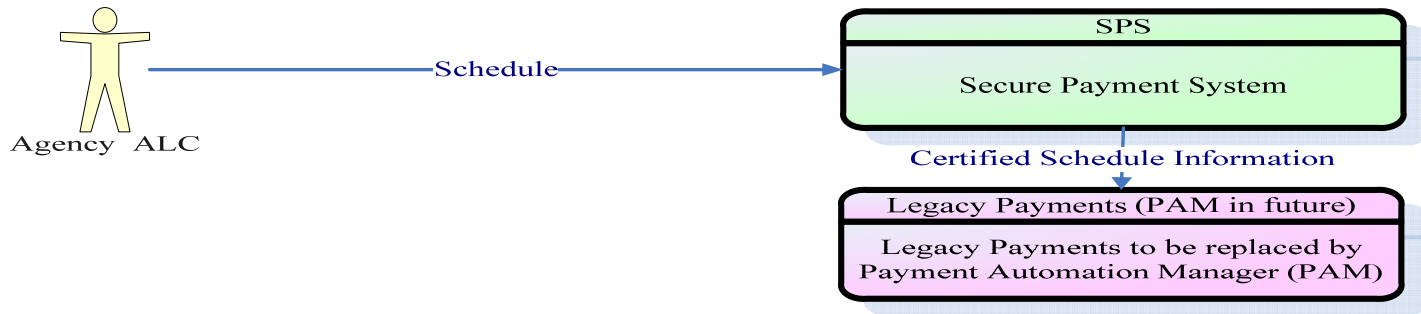
FHOTXD – Funds Held Outside of Treasury

Note: Only TAS associated with TDO Payment BETCs defined by GWA will be valid in SPS.



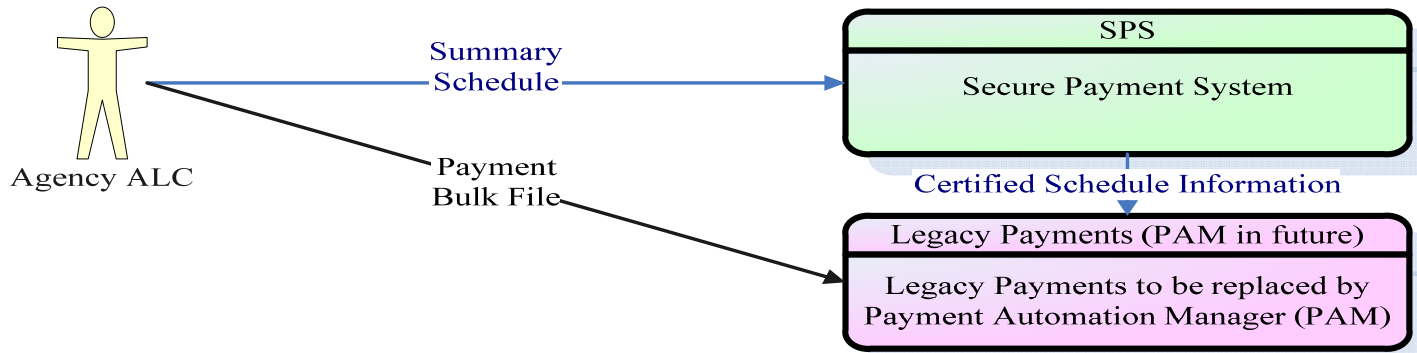
Type A Schedules

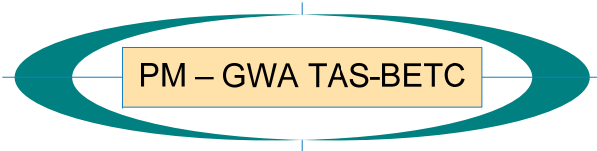
Regular Check, Manual Check, ACH, ACH Prenotes, Same Day Payment
1-60 detail payments and summary information on schedule



Type B Schedules

Summary and Summary Prenotes for Check, ACH, ACH Prenotes, or Check and ACH Mixed
Summary Totals Information on Schedule to SPS; Payment Bulk File to Legacy Payments (PAM in future)





Type A Schedule Payments (1-60 individual payments on SPS schedule certification. Payment times based on schedules being received by the Servicing RFC (SRFC) before the SRFC's end-of-day cutoff for the type of payment.)




ACH –Type A electronic payments go through the FEDACH Automated Clearing House and are required by FEDACH rules to be available in the recipient's account by 9:00am the next business day.



➤ **ACH Prenotes** – ACH payment messages for **zero dollar** amounts for the purpose of validating the bank routing number and depositor account number of the recipient.



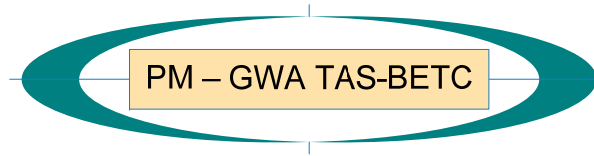
➤ **Check** – allows automated production of checks by FMS. (Typically takes at least a day to process.)




➤ **Same Day Payments (SDP)** – electronic payments made through the Federal Reserve Electronic Funds Transfer System (**Fedwire**) that are **paid the same day**. Typically for **\$100 thousand or higher**. (EFT in the Banking Community refers to an immediate, non-revocable, real time transfer of funds.)




➤ **Manual Check** – Manually typed checks on a typewriter, typically for **\$10 million or higher**.



Type B Schedule Payments (Summary totals on SPS schedule certification and bulk file of individual payments sent to FMS. Agency can specify payment date up to a couple of weeks in the future.)



Summary ACH – Electronic payments that settle one or more days in the future.



Summary Check – Allows automated production of checks by FMS, typically released to the U.S. Postal Service one or more days in the future.

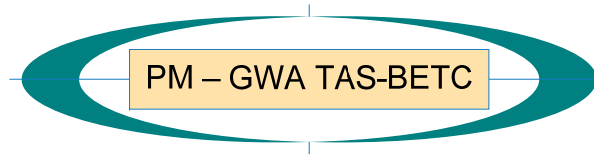


➤ **Summary Prenote** – ACH messages for zero dollar amounts for the purpose of validating bank routing number and depositor account number of the recipient.

➤ **Summary Mixed Check and ACH** – mixed schedules can have both Check and ACH payments. When ALC becomes a GWA Reporter ALC for TDO payments and provides TAS-BETC, it will use the PAM Input File Specification – Standard Format which does not allow mixed Check and ACH schedules.)

➤ (Note: Summary Schedules in SPS do not allow Manual Check or Same Day Payments.)





Servicing RFC (SRFC) end-of-day cutoff for agencies



Austin Financial Center (AFC) –
4:30 PM CST Check and ACH



Kansas City Financial Center (KFC) –
1:00 PM CST ITS.gov payments
3:00 PM CST Same Day Payment (Fedwire) Domestic
4:00 PM CST Check and ACH



Philadelphia Financial Center (PFC) –
4:30 PM EST Same Day Payment (Fedwire) Foreign
5:30 PM EST Same Day Payment (Fedwire) Domestic, Check and ACH

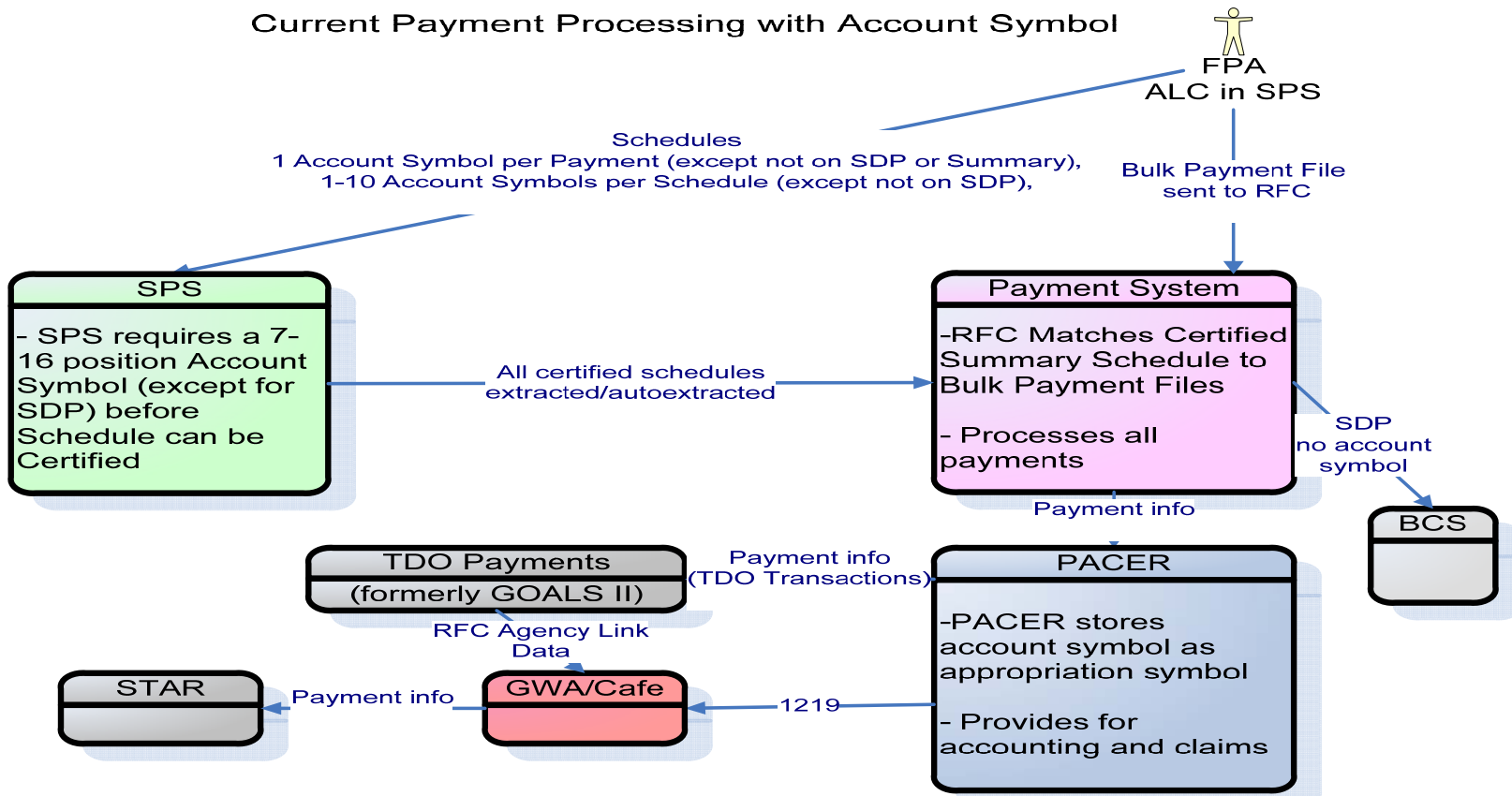


San Francisco Financial Center (SFC) –
1:00 PM PST Same Day Payment (Fedwire) Foreign
3:00 PM PST Same Day Payment (Fedwire) Domestic
5:00 PM PST Check and ACH



PM – GWA TAS-BETC

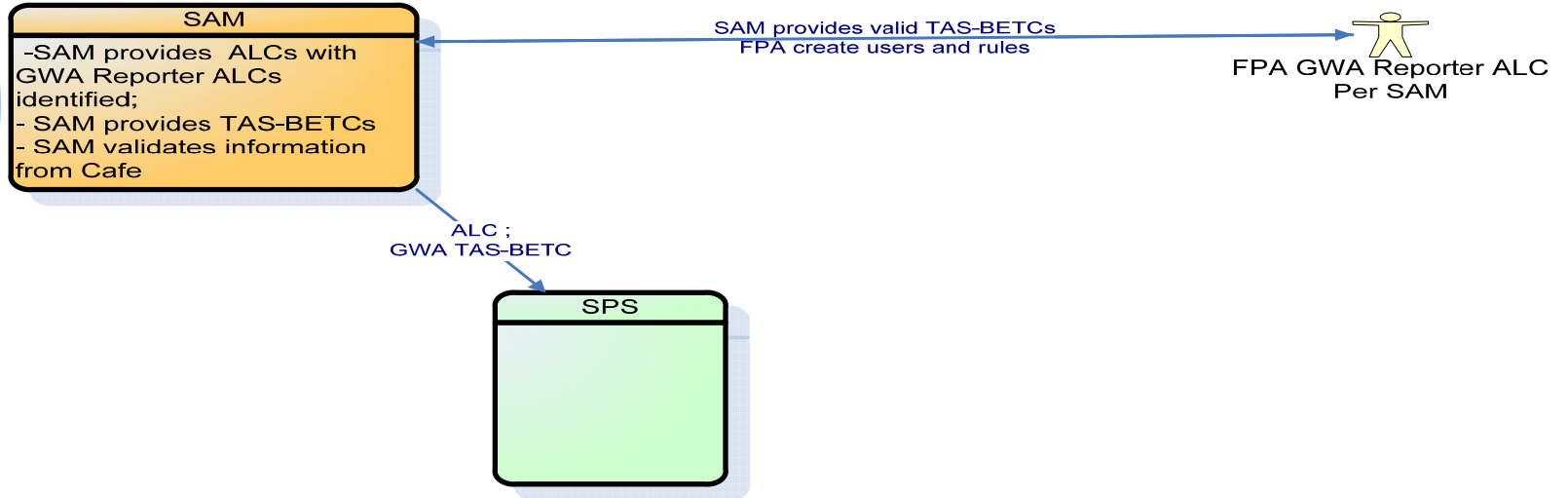
Current Payment Processing with Account Symbol





PM – GWA TAS-BETC

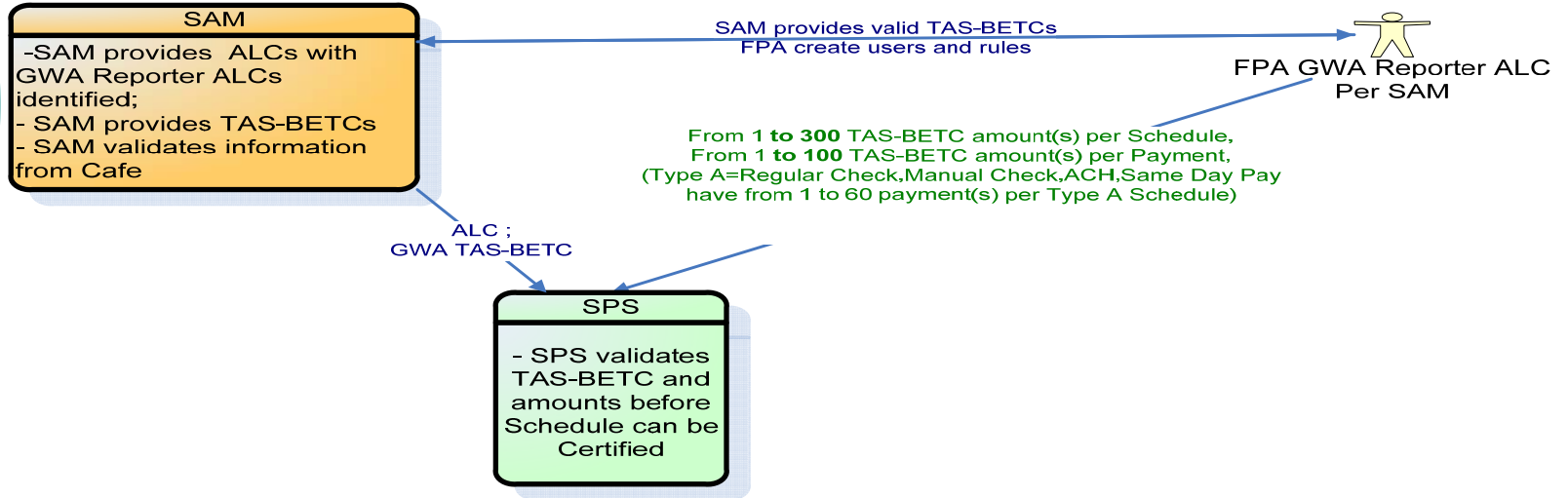
TDO Payment Processing with GWA TAS-BETC (when ALC becomes GWA Reporter ALC in SAM)





PM – GWA TAS-BETC

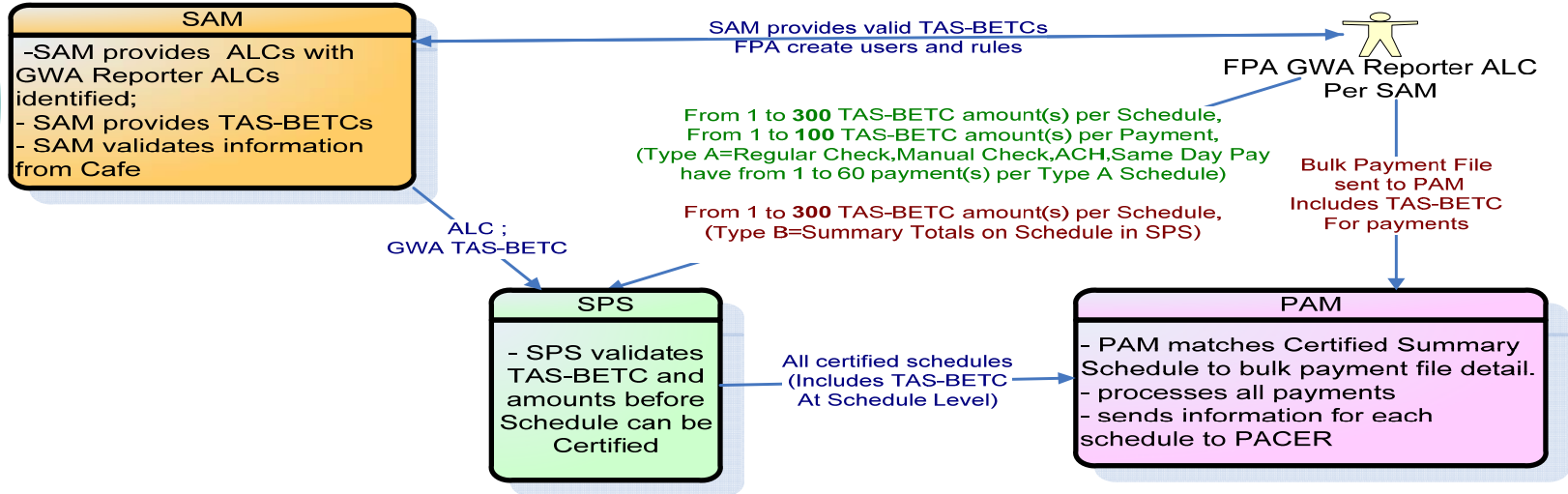
TDO Payment Processing with GWA TAS-BETC (when ALC becomes GWA Reporter ALC in SAM)





PM – GWA TAS-BETC

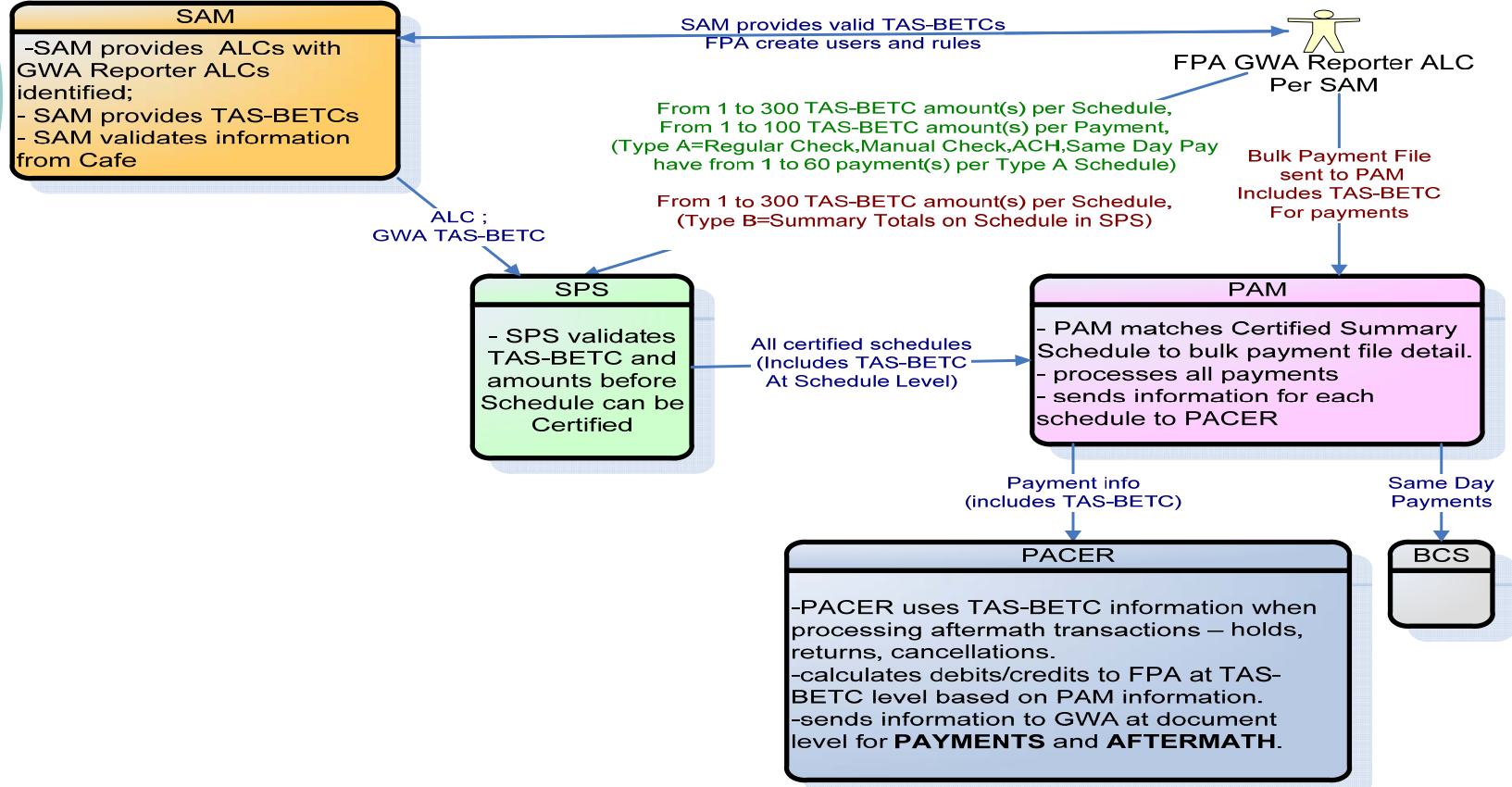
TDO Payment Processing with GWA TAS-BETC (when ALC becomes GWA Reporter ALC in SAM)





PM – GWA TAS-BETC

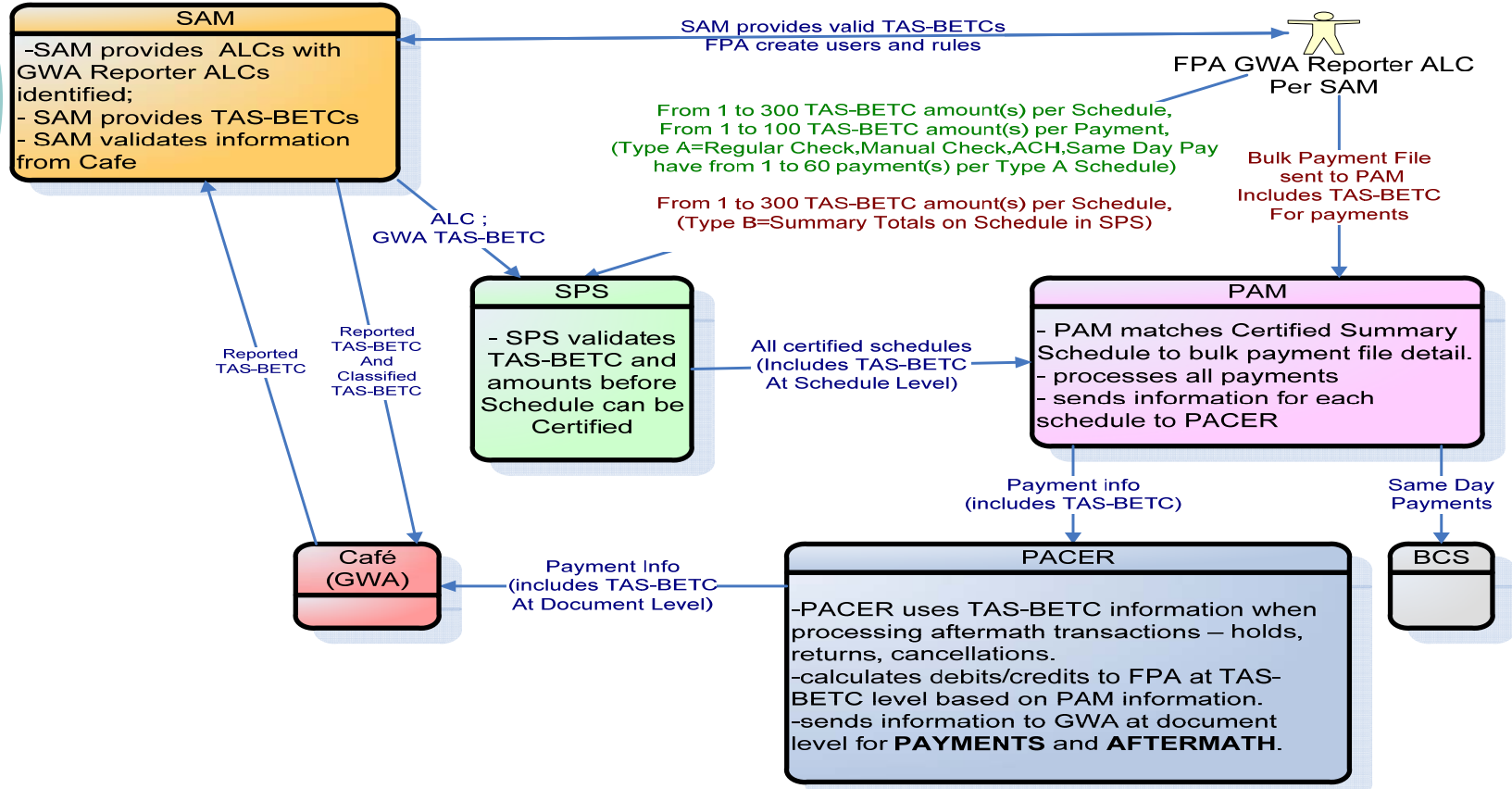
TDO Payment Processing with GWA TAS-BETC (when ALC becomes GWA Reporter ALC in SAM)





PM – GWA TAS-BETC

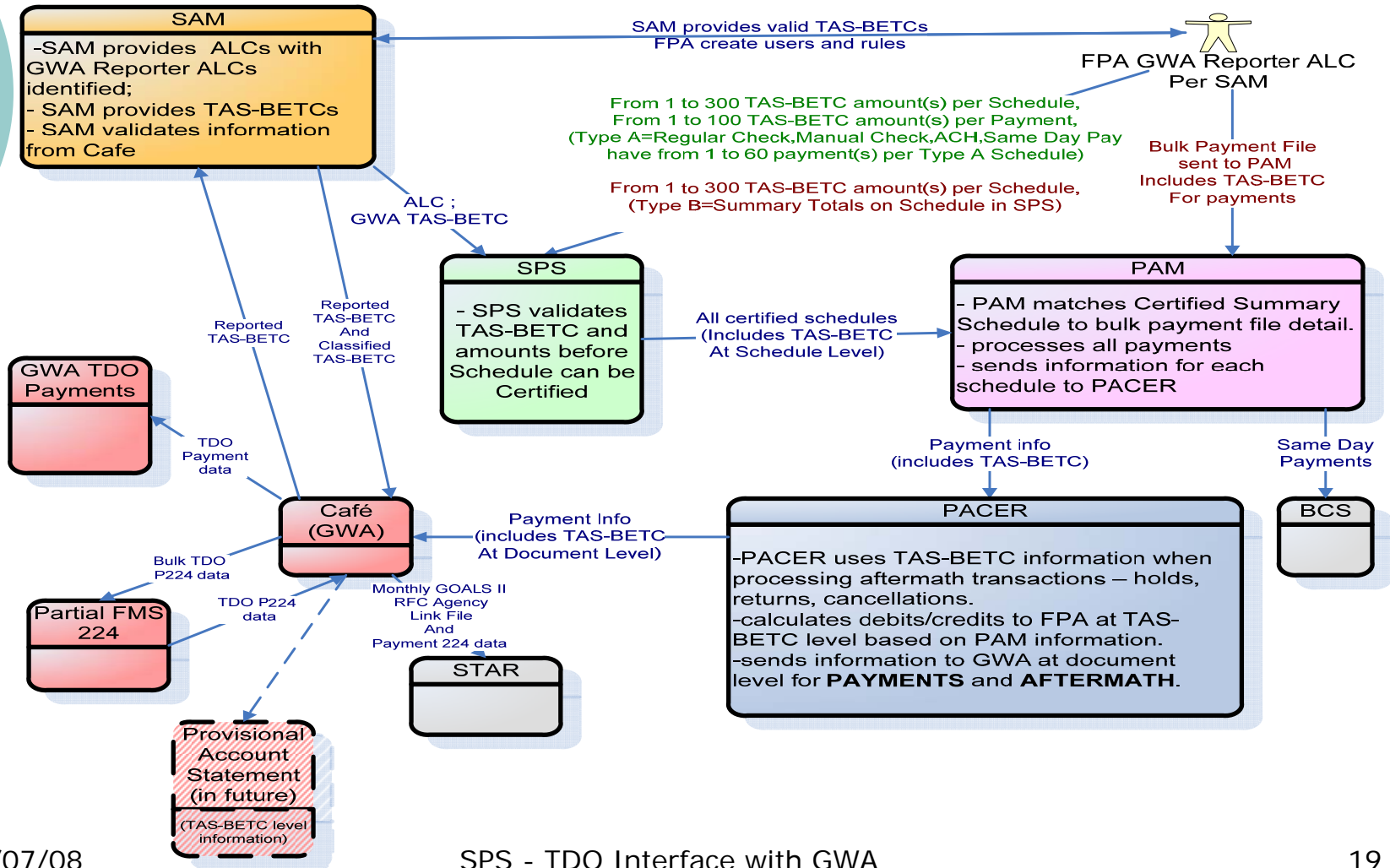
TDO Payment Processing with GWA TAS-BETC (when ALC becomes GWA Reporter ALC in SAM)





PM – GWA TAS-BETC

TDO Payment Processing with GWA TAS-BETC (when ALC becomes GWA Reporter ALC in SAM)





PM – GWA TAS-BETC


EXAMPLE – Type A Schedules with detail and more than 1 TAS-BETC 1-60 payments

Schedule Type: (Type A - Regular Check, Manual Check, ACH, SDP)
Total Number of Payments: 4
Total Amount: \$300
ALC: (GWA Reporter ALC for SPS) **Schedule Number: 00001234567892**

Rule - 1-300
unique
TAS-BETCs
per
schedule


TAS-BETC Schedule Summary

TAS-BETC #1 \$100
TAS-BETC #2 \$200



Here are 4
payments,
but at most
only have 2
unique
TAS-BETCs
for a
payment.

Payment Info	TAS-BETC Amt		Payment Amt
Payment #1		Payee A	\$50
TAS-BETC #1	\$ 50		
Payment #2		Payee B	\$30
TAS-BETC #1	\$ 30		
Payment #3		Payee C	\$75
TAS-BETC #2	\$ 75		
Payment #4		Payee D	\$145
TAS-BETC #1	\$20		
TAS-BETC #2	\$125		



Rule - 1-100
unique
TAS-BETCs
per
payment

Schedule level – Information that will be passed to GWA
(through PAM and PACER)



PM – GWA TAS-BETC

EXAMPLE – Type B Summary Schedules with more than 1 TAS-BETC (Check or ACH)

Schedule Type: (Type B - Summary)

Total Number of Payments: 1,000

Total Amount: \$30,000

ALC: (GWA Reporter ALC for SPS) Schedule Number:00001234567894

Control Number: C388778

1-300
unique
TAS-BETCs
per
summary
schedule;
but can
have more
than 300
individual
payments
on bulk file
to PAM.
Note: More
than one
payment
can have
the same
TAS-BETC.

TAS-BETC Schedule Summary

TAS-BETC #1 \$20,000

TAS-BETC #2 \$10,000



Schedule level information passed to PAM to PACER to GWA



PM – GWA TAS-BETC

Methods of Creating Schedules in SPS:

➤ Agency Creates File

- Agency creates schedule file based on 'SPS Schedule Upload 440 File Format'. Agency/Shared Service Provider may use Commercial-Off-the-Shelf (COTS) product. XML file format will be offered in future.
 - DEO signs onto SPS and uploads schedule file into SPS.
 - CO signs onto SPS and certifies schedule.
- (SPS Schedule Upload 440 File Format was formerly known as Technical Note 16, Formats and Edit Criteria for FPA Third Party 440 File from Client to FMS Server)



➤ SPS Offline

- Agency creates schedule file using SPS Offline software.
- Data Entry Operator (DEO) signs onto SPS and uploads schedule file into SPS.
- Certifying Officer (CO) signs onto SPS and certifies schedule.



➤ SPS On-line

- DEO signs onto SPS and enters schedule on-line.
- CO signs onto SPS and certifies schedule.





PM – GWA TAS-BETC

Key Points:

- Certified Amounts at Schedule Level are official Agency Accounting Entries.
- GWA Reporter ALCs for SPS must use valid GWA TAS-BETCs compliant with CGAC.
- Only valid open *TDO 8-digit ALCs will be valid in SPS*. (4 leading zeros are not valid.)
- The Total TAS-BETC Amounts for individual Payments must equal the Total TAS-BETC Amounts at the Schedule Level.
- Same Day Payment Schedules will need TAS-BETC.
- Plan is for GWA to phase in agencies as GWA Reporter ALCs for SPS after the feature becomes available.





PM – GWA TAS-BETC

Key Points:

- PACER will provide schedule level/document level TAS-BETC information to Café/GWA.
 - PACER will be calculating accounting entries for aftermath transactions based on TAS-BETC information provided by PAM. Possible to have one document with a lot of different TAS-BETCs (ex. 1098, 215, 5515, etc.).
 - **PACER** will **not** display TAS-BETC information on their screens/reports.
 - GWA Provisional Account Statement will display TAS-BETC.
 - **PAM's automation** will involve schedules being streamed through faster and payments processed with **less manual intervention**. Certifying Officers should be sure that information is correct before certifying.
- For Summary - Mixed Check and ACH, GWA TAS-BETC Amounts must be broken out by Check and by ACH.





PM – GWA TAS-BETC

Agency Preparation Steps:

- Ensure appropriate users know the valid TDO Payment TAS-BETCs to use. View valid payment TAS-BETCs on SAM Public website (<https://www.sam.gov/sampublic>). SAM will be providing valid TDO Payment component-based GWA TAS-BETCs in FY 2009.
- Determine if any future plans to comply with the Financial Management Lines of Business (FMLOB) and CGAC will impact your agency <http://www.fsio.gov/fsio/fsiodata/default.asp>, http://www.whitehouse.gov/omb/financial/ffs/fmlob_update_01-2008.pdf
- If agency will be using SPS Schedule Upload 440 flat file, see SPS website (<http://fms.treas.gov/sps/SPS-changes.html>).
- Set up profiles in SAM.



PM – GWA TAS-BETC

Agency Preparation Steps:

- Subscribe to FMS Websites and attend presentations.
- Plan to have the DEO and CO get familiar with SPS changes using SPS Off-line.
- Ensure DEO and CO have working access. Ensure users are ready to enter data. Ensure SF 210 Designation of Certifying Officer is up-to-date.
- Ensure all TDO payments for the ALC are ready to report the GWA TAS-BETC. (ex. Regular Check, Manual Check, ACH, Same Day Payment, Summary)
- If sending bulk file to PAM work with PAM and view PAM website (<http://fms.treas.gov/pam/formats.html>.)
- Work with PACER on information for aftermath transactions.
- Decide when to convert and coordinate with GWA to become GWA Reporter ALC for SPS and cutover to reporting TAS-BETC. Once a GWA Reporter can't go back.





PM – GWA TAS-BETC

Providing Information to FPAs:

➤ Websites:

- SPS Changes for GWA TAS-BETC - www.fms.treas.gov/sps/SPS-changes.html
Includes Schedule File Upload Formats, Presentation, Common Questions, Agency Steps for GWA, links to other websites
- Shared Accounting Module (SAM) Public - www.sam.gov/sampublic
Includes TAS-BETCs that can be downloaded in XML, CSV or CSV for Excel
- Shared Accounting Module (SAM) - www.fms.treas.gov/sam
Used for setting up access groups, etc.
- Payment Automation Manager (PAM) www.fms.treas.gov/pam/
Includes Input File Specifications: Standard Format, Common Questions, etc.
- RFC Websites (AFC, KFC, PFC, SFC)
<http://fms.treas.gov/afc/>
<http://fms.treas.gov/kfc/>
<http://fms.treas.gov/pfc/>
<http://fms.treas.gov/sfc/>
- GWA TAS-BETC Factsheet Attachment B - www.fms.treas.gov/gwa/factsheet_tas.html
Includes TAS-BETC Formats
- Financial Systems Integration Office (FSIO)/Financial Management Lines of Business (FMLOB) Websites - www.fsio.gov
Includes Common Government-wide Accounting Classification Structure (CGAC), Financial Management Lines of Business, etc.
- http://www.whitehouse.gov/omb/financial/ffs/fmlob_update_01-2008.pdf

- Subscribe to FMS Informational Websites to get notification of updates.
 - (<http://fms.treas.gov/scripts/subscription/>)
- **RFC Director Letters, Agency Forums, CAB meetings, FMS Conferences**





PM – GWA TAS-BETC

RFC Contacts:

- Continue to work through RFC Customer Assistance Branch.



Austin Financial Center

AFC-GWA@fms.treas.gov 512-342-7300

Kansas City Financial Center

kfchelpdesk@fms.treas.gov 816-414-2100

Philadelphia Financial Center

philly@fms.treas.gov 215-516-8154

San Francisco Financial Center

SFC@fms.treas.gov 510-594-7300



PM – GWA TAS-BETC

Reference Information Follows



PM – GWA TAS-BETC

Reference Information – Acronyms:

ACH – Automated Clearing House

ALC – Agency Location Code

BCS – Bank Control System

BETC – Business Event Type Code (used with TAS as in TAS-BETC)

Café – GWA front end

EFT – Electronic Funds Transfer

FEDACH – Federal Reserve Automated Clearing House

FMS – U.S. Treasury, Financial Management Service

FPA – Federal Program Agency

GOALS – Government On-Line Accounting Link II System

GWA – Government-wide Accounting

GWAMP – Government-wide Accounting Modernization Project

P224 – Partial FMS 224

PACER/POL – Payments, Accounting, Claims and Enhanced Reconciliation/PACER On-Line

PAM – Payment Application Modernization Project/Payment Automation Manager System

PM – U.S. Treasury, Financial Management Service, Payment Management (Formerly Regional Operations)

RFC – U.S. Treasury, Financial Management Service, Regional Financial Center

SAM – Shared Accounting Module

SDP – Same Day Payment (Fedwire) also known as Same Day Payment Request (SDPR)

SRFC – Servicing Regional Financial Center

SPS – Secure Payment System

STAR – FMS Central Accounting System

TAS – Treasury Account Symbol (must be used with BETC as in TAS-BETC)

TDO – Treasury Disbursing Office (Regional Finance Center that disburses payments)

Note:

Type A – 1 to 60 individual detail payment(s) and schedule level information in SPS schedule certification

Type B - Summary schedule level totals in SPS schedule certification are matched to payment detail on bulk file that agency sent to FMS (RFC/PAM)



PM – GWA TAS-BETC

GWA Component –based Treasury Account Symbol (TAS) as of 08/15/2007				
Component TAS Field Name (Abbreviation)	Size	Format	Component TAS Description	Component TAS Format/Validations
Sub-level Prefix (SP)	2	CC	The Sub-level Prefix (if populated) is a programmatic breakdown of the account for Treasury publication purposes.	If Sub-level Prefix does not apply, it shall be blank/spaces/empty. If Sub-level Prefix applies, it shall be 00-99.
Allocation Transfer Agency Identifier (ATA)	3	CCC	The Agency Identifier of the agency receiving funds through an allocation transfer.	If Allocation Transfer Agency Identifier does not apply, it shall be blank/spaces/empty. If Allocation Transfer Agency Identifier does apply, it shall be 000-999. Current 2 Allocation Transfer Agency Identifier shall be right justified and zero filled. (ex. Allocation Transfer Agency Identifier 75 = 075)
Agency Identifier (AID)	3	CCC	Agency Identifier of account owner. Used in conjunction with the main account code, the Agency Identifier represents the department, agency or establishment of the U.S. Government that is responsible for the TAS.	Value Required. Shall be 000-999. Current 2 digit Agency Identifier will be right justified and zero filled. (ex. Agency Identifier 20 = 020)
Beginning Period of Availability (BPOA)	4	CCCC	In annual and multi-year funds, identifies the first year of availability under law that an appropriation account may incur new obligations.	4 digit year shall be (0000-9999). If single/annual year account, it shall be the same value as the Ending Period of Availability. Value not applicable for no-year "X" accounts, clearing/suspense "F" accounts, merged surplus "M" accounts, central summary general ledger "A" accounts, and unavailable receipt accounts, it shall be blank/spaces/empty.
Ending Period of Availability (EPOA)	4	CCCC	In annual and multi-year funds, identifies the last year of funds availability under law that an appropriation account may incur new obligations.	4 digit year shall be (0000-9999). Value not applicable for no-year "X" accounts, clearing/suspense "F" accounts, merged surplus "M" accounts, central summary general ledger "A" accounts, and unavailable receipt accounts, it shall be blank/spaces/empty.
Availability Type Code (A)	1	C	Identifies no-year accounts "X", clearing/suspense accounts "F", Treasury's central summary general ledger accounts "A", and merged-surplus accounts "M".	Value not applicable for single/annual year accounts, multiyear accounts, or unavailable receipt accounts – it shall be blank/space/empty.
Main Account Code (MAIN)	4	CCCC	Identifies the type and purpose of the fund.	Value Required. Shall be "0000-9999".
Sub-Account Code (SUB)	3	CCC	Identifies an available receipt or other Treasury-defined subdivision of the main account.	Value Required. Shall be "000-999".



○ **PAYMENTS:**

- **Payment** – *Individual payment information about the amount, payee* and reporting classification which includes:
- **Check** – includes Payment Amount, Account Symbols (TAS-BETCs in future), Payee ID/TIN, Payee Name, TOP Offset Eligibility, Enclosure Code and other information (destination RFC required for **Manual Check**) as applicable for the ALC and Schedule Number (and Agency Billing Address for Enclosure Code 2).
- **ACH** – includes Payment Amount, Account Symbols (TAS-BETCs in future), Payee ID/TIN, Depositor Account Number, Routing Transit Number, Payee Name, Account Type and TOP Offset Eligibility, and other information as applicable for the ALC and Schedule Number for the payment type and subtype/addendum code.
- **Same Day Payment (SDP)** – includes the Fedwire ABA/RTN, Product Code, Payment Amount, Type Code, Beneficiary Name, TOP Offset Eligibility, Payee ID/TIN, (**and TAS/BETCs in the future**) as well as other information as applicable for ALC, Schedule Number, Agency Billing Address for payment on the same day. Typically for payments $\geq \$100,000.00$.



PM – GWA TAS-BETC

PAYMENTS:

- **Bulk File Payments** – Check and/or ACH payment details for the ALC which are transmitted/sent to the Legacy Payment System (PAM in future) which must match the summary information on the Summary Schedule.
- **Summary Schedule (Type B)** – Summary Schedule Certification contains the Payment Date, Summary Type Codes, Sub-Type Codes, Control Number*, Account Symbols (TAS-BETCs in future), amount and other information as applicable for the ALC, Schedule Number, Destination RFC, Total Number of Payments and Agency Billing Address. The Summary Schedule is created and certified in SPS.
- (*Note: Control Number is given to FPA from FMS after successful bulk file upload and is cross-referenced on Summary Schedule.)



SYMBOLS:

- **Current Account Symbol** – The **current Federal Account Symbols** include receipt, appropriation, and other fund Account Symbols and titles assigned by the Department of Treasury. (See Federal Account Symbols and Titles (FAST) Book/Treasury Financial Manual).
 - (Currently, Account Symbol is allowed 7 -16 positions in SPS. Typically, the Account Symbol/Appropriation Code is entered in string format where only those portions that apply are strung together. Optional 2-digit subclass in parenthesis; required 2-digit department regular; optional 2-digit department transfer with a dash; multi year yy/yy, single year yy, or no year "X"; required 4-digit main account, and optional 3-digit sub account code preceded by a period.
Example "20X1000")
- This is to be replaced by the component TAS-BETCs in future.



SYMBOLS:

- **Treasury Account Symbol (TAS)** – The TAS is the unique alphanumeric code assigned by the Department of Treasury to receipt, appropriation and other fund account symbols in the **new GWA component-based format** that must be used in conjunction with the BETC to classify transactions. GWA TAS component format requires each component, larger size and new names. (**8 components for a total of 24 positions**)
- **Business Event Type Code (BETC)** – The BETC is a **1- 8 character code to indicate the type of activity** being reported, such as payments, collections, borrowings etc. This code must accompany the TAS and the dollar amounts in order to classify the transaction against the fund balance with Treasury. BETC in effect replaces the transaction codes and standard sub-classes that are currently used on the central accounting reports, such as those used on the Statements of Transactions (FMS Form 224) and the Undisbursed Ledger and Trial Balance Reports (FMS Forms 6653 and 6654). It does not replace all subclasses. (BETC examples: DISB, etc.)



PM – GWA TAS-BETC

SPS changes for:



PAM

SPS will be streaming certified schedules to PAM who is automating Legacy Payments processing.



SAM

SAM will provide to SPS:

- valid 8-digit Treasury Disbursing Office (TDO) ALCs,
- flag for GWA Reporter ALCs , and
- valid GWA TAS-BETCs.



GWA

SPS will be required to validate the new Treasury Account Symbol and Business Event Type Code (TAS-BETC) for GWA Reporter Agency Location Codes (ALCs) in calendar year 2011.