

National Marine Fisheries Service
Alaska Enforcement Division

ENFORCEMENT REPORT



June 7 – September 28, 2001

National Marine Fisheries Service
Office for Law Enforcement
P.O. Box 21767
Juneau, AK 99802-1767

This report can be viewed at:

<http://www.nmfs.noaa.gov/ole/Alaska/>

**To report fisheries violations,
call our National Hotline at
1-800-853-1964.**



**ENFORCEMENT REPORT
FOR THE PERIOD 5/30/2001 THROUGH 9/28/2001**

National Marine Fisheries Service
Alaska Enforcement Division

During the period since the last Council meeting, the Alaska Enforcement Division has opened 441 new cases. We currently have 595 open cases. The cases have been a mix between observer coverage, IFQ, and record keeping and reporting of groundfish.

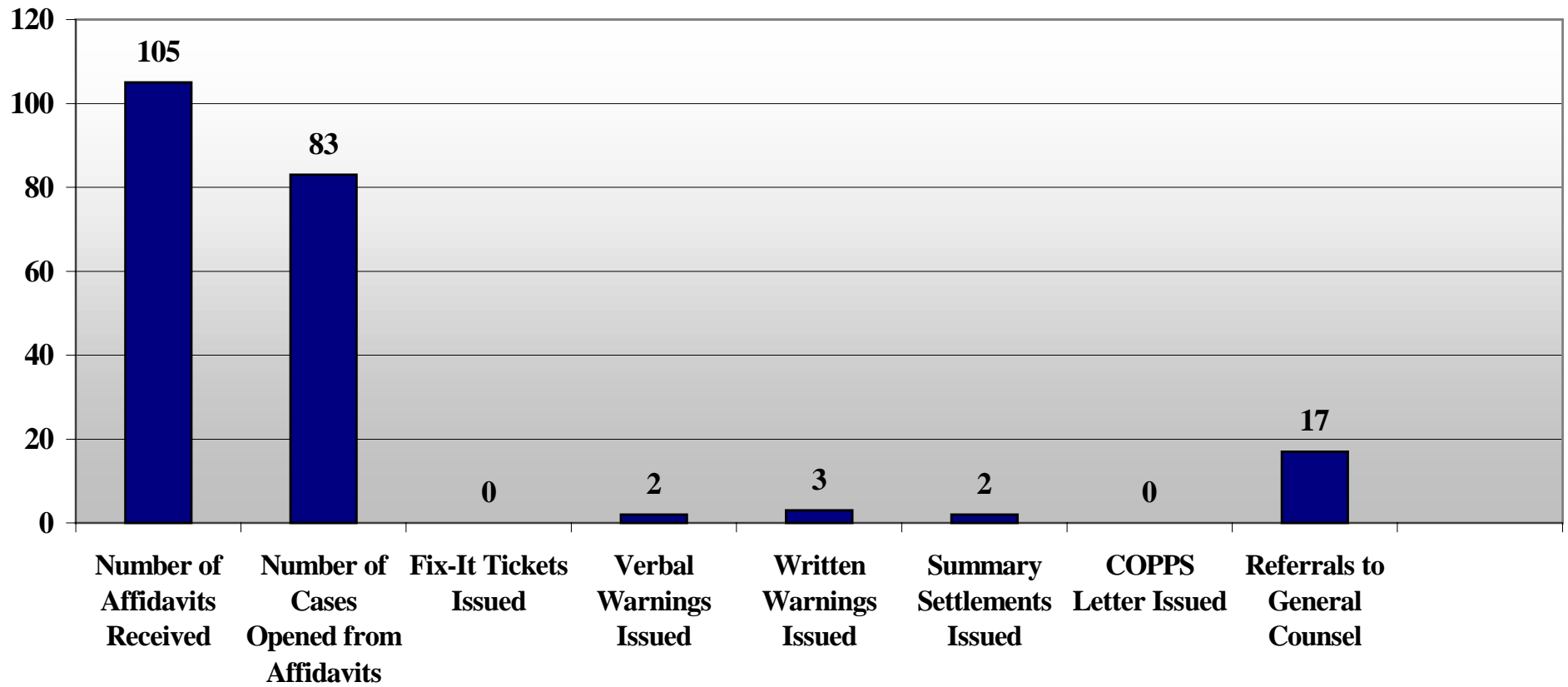
Investigative Highlights:

- We continue to examine instances of failure to have sufficient observer coverage.
- We conducted a joint investigation with the Unalaska Police Department concerning an alleged sexual assault of an observer.
- We assisted in an observer misconduct investigation, which may lead to suspension or de-certification of that observer.

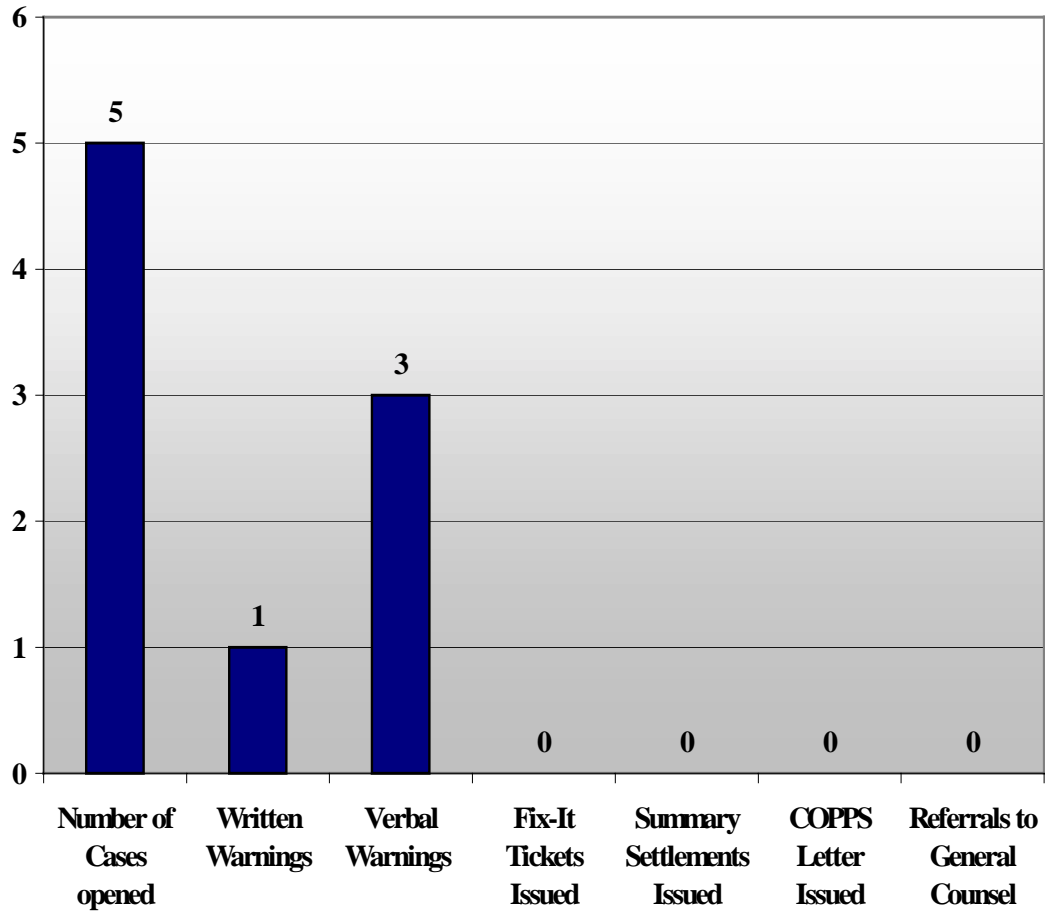
COPPS:

VMS:

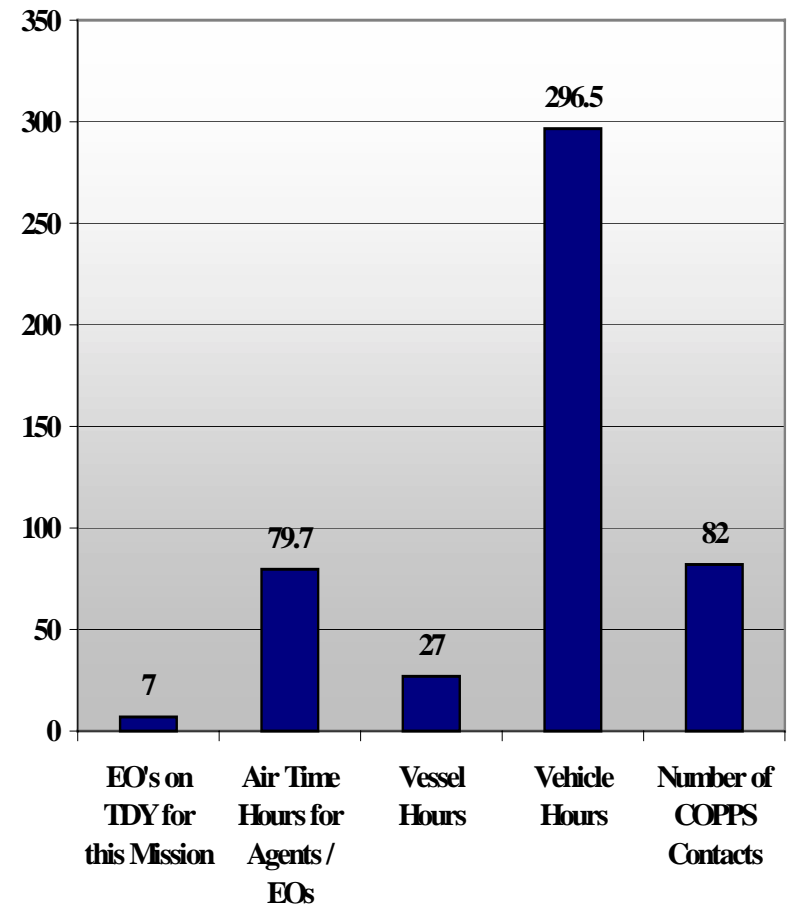
**Alaska Region Case Actions for Observer Cases
January 01 - September 28, 2001**



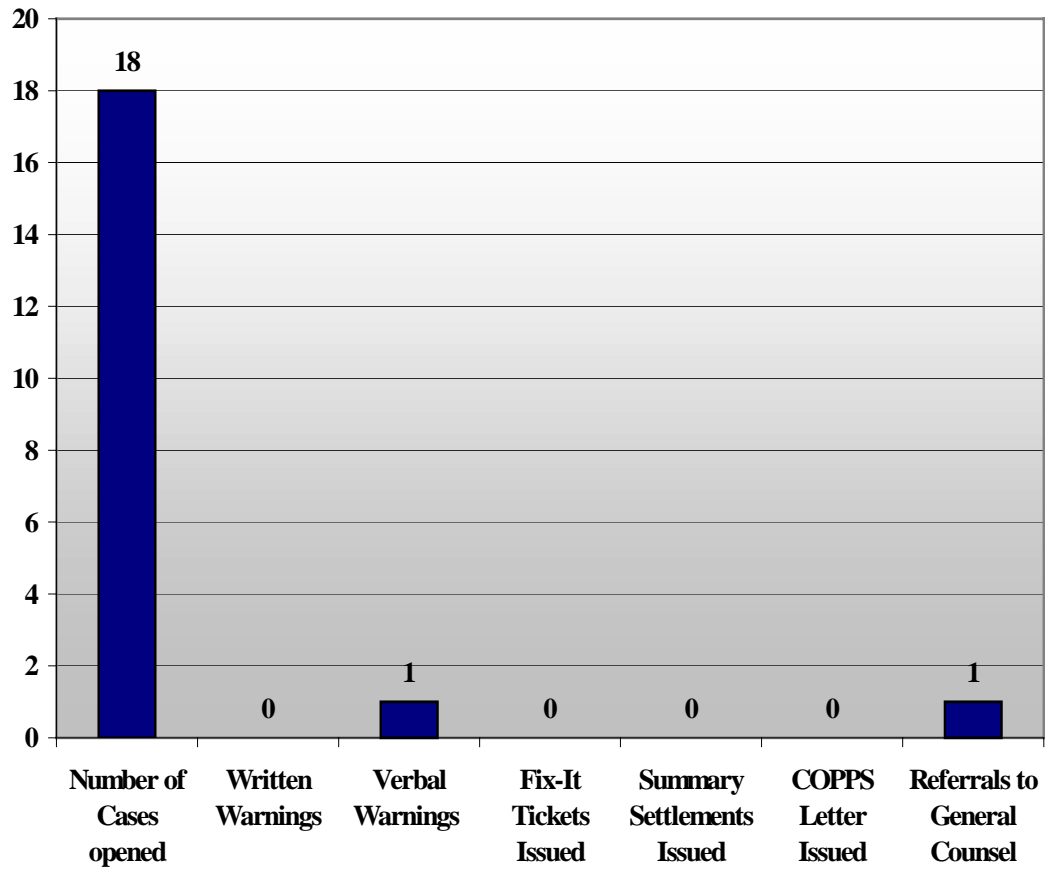
**Alaska Region Case Actions for Beluga Cases
January 01 - September 28, 2001**



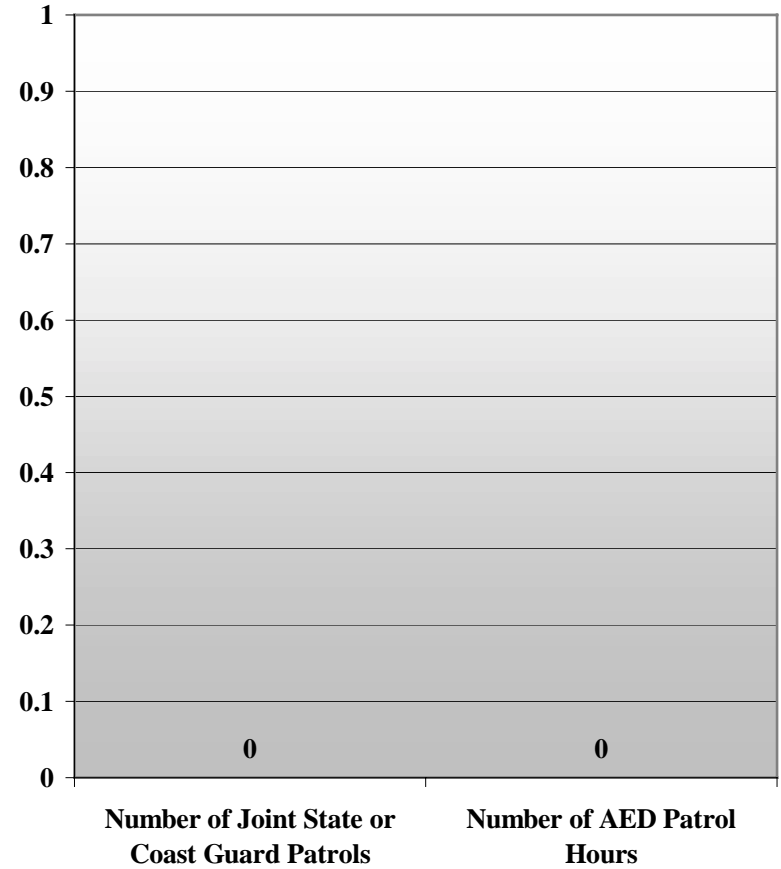
**Enforcement Effort for Beluga Patrols
January 01 - September 28, 2001**



**Alaska Region Case Actions for Steller Sea Lion Cases
January 01 - September 28, 2001**



**Enforcement Effort for Steller Sea Lions
January 01 - September 28, 2001**



Alaska Region Enforcement Effort for IFQ and Recordkeeping and Reporting

	Port																		
Boardings and Inspections	Total	Alitak	Anchorage	Bellingham	Craig	Dutch Harbor	Gustavus	Homer	Hoonah	Juneau	Ketchikan	Kodiak	Pelican	Petersburg	Seward	Sitka	St. Paul	Wrangell	At-Sea
Number of Vessel Boardings by Port	263	0	20	26	2	8	2	42	2	9	12	30	1	19	59	10	19	1	1
Number of Boardings with Violations	90	0	8	1	1	1	1	17	0	5	5	6	0	2	37	2	4	0	0
Compliance Rate <i>(excluding state violations and verbal warnings)</i>	66%	0%	60%	96%	50%	88%	50%	60%	100%	44%	58%	80%	100%	89%	37%	80%	79%	100%	100%
Number of Plant Inspections by Port	9	1										6					2		
Number of Inspections with Violations	1	0										1					0		
Compliance Rate	89%	100%										83%					100%		
Number of COPPS Visits by Port	1	1																	

Alaska Region Enforcement Effort with Patrol Vessels

Vessel Patrols	
Number of Vessel Trips Taken	18
Number of Hours on the Water	74
Number of Boardings/Inspections	5
Number of Unmanned Ports Visited	3
Number of Violations Detected on Patrol	1
Compliance Rate	80%