

National Marine Fisheries Service  
Alaska Enforcement Division

## ENFORCEMENT REPORT



April 11 – June 6, 2001

National Marine Fisheries Service  
Office for Law Enforcement  
P.O. Box 21767  
Juneau, AK 99802-1767

*This report can be viewed at:*

<http://www.nmfs.noaa.gov/ole/Alaska/>

**To report fisheries violations,  
call our National Hotline at  
1-800-853-1964.**



**ENFORCEMENT REPORT  
FOR THE PERIOD 4/3/2001 THROUGH 5/29/2001**

National Marine Fisheries Service  
Alaska Enforcement Division

During the period since the last Council meeting, the Alaska Enforcement Division has opened 253 new cases. We currently have 405 open cases. The cases have been a mix between observer coverage, IFQ, and groundfish recordkeeping and reporting.

Investigative Highlights:

- We continue to examine instances of failure to have sufficient observer coverage.
  
- We conducted a joint investigation with the Unalaska Police Department concerning an alleged sexual assault of an observer.
  
- We assisted in an observer misconduct investigation which may lead to suspension or decertification of that observer.
  
- One of our special agents had the opportunity to meet with Russian Border Service investigators during the NPAFC's Enforcement Evaluation and Coordination (EEC) Committee meeting in Petropavlovsk, Russia.
  
- The owners of the Chinese owned fishing vessel MING CHANG, requested depositions be held in China. The request was denied and attempts are being made to conduct the depositions in the U.S. The MING CHANG was seized by the Coast Guard last year for illegally fishing in the U.S. EEZ. They posted a \$1.5 million bond and were released.

COPPS:

- Regulations that require a minimum distance of 100 yard from humpback whales take effect on July 1,2001. We have worked with the NMFS Protected Resource office, the cruise ship industry, and charter industry to create a video that demonstrates the process for creating regulations, using this as an example. The video also demonstrates how we will be enforcing the regulation.

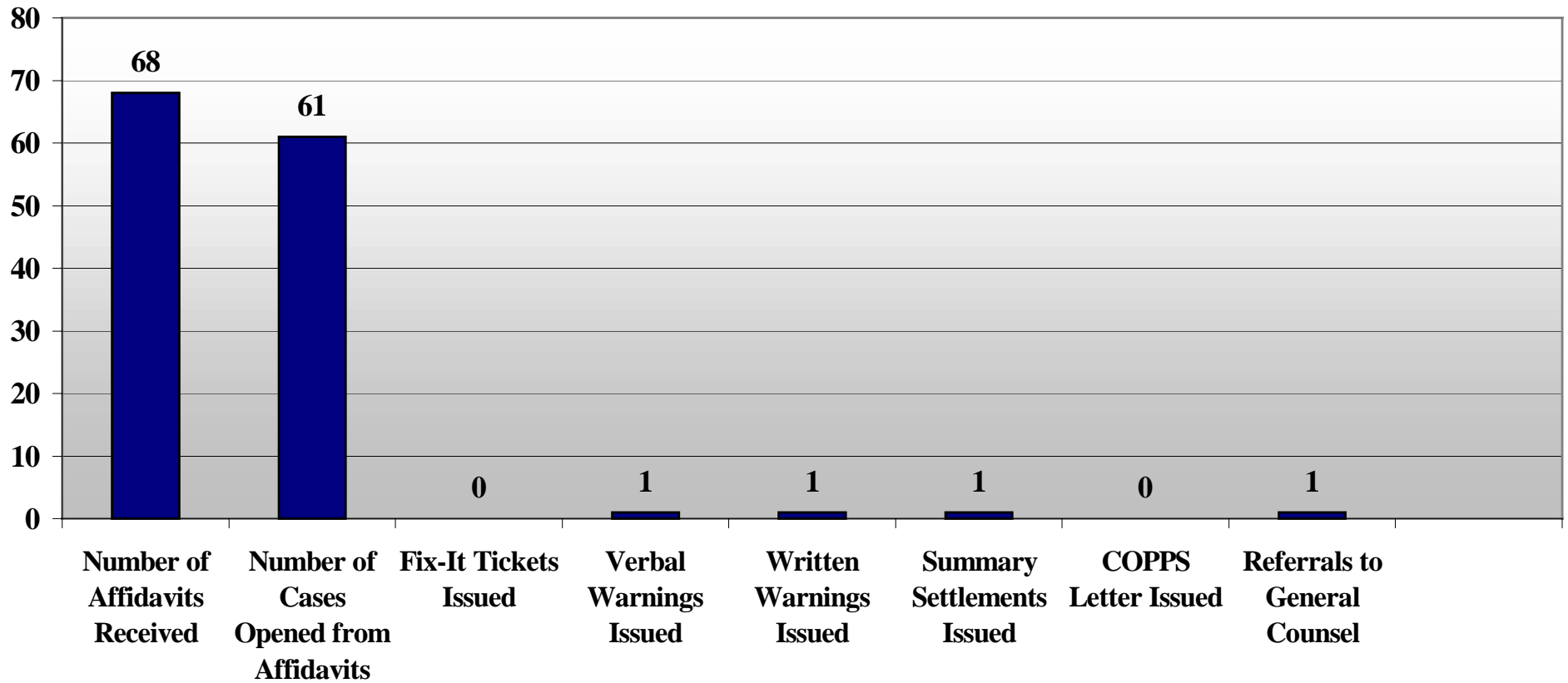
VMS:

- Our headquarters is continuing to work on VMS as a national issue. It serves our interest to own the entire system, including the individual units placed on vessels. With the current VMS money we have, there is enough to set up the system servers and hire people to run it, but there is not enough money to buy each unit for all the fishing vessels that may require it. Outfitting the Highly Migratory Species fleet alone would use about ½ of available funding. Having

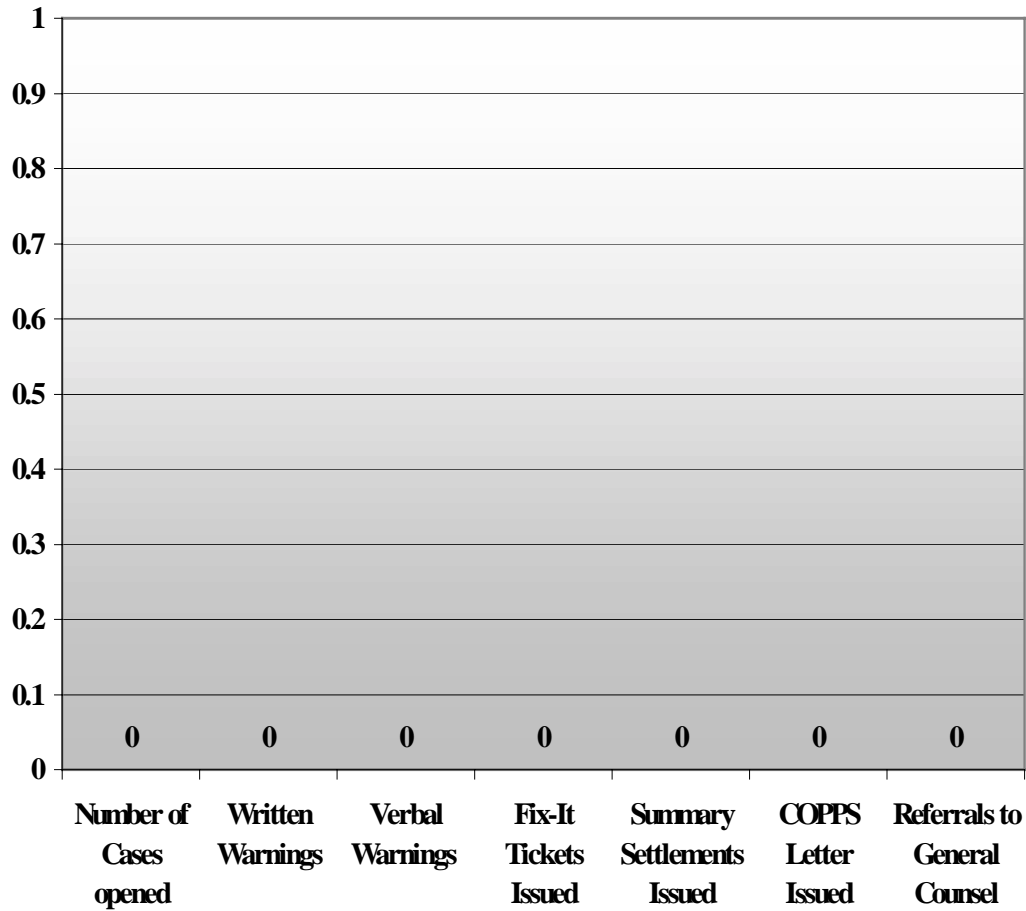
enforcement buy units for each fishing vessel will probably be looked at on a “first-come, first-serve” basis.

- The NOAA Research Vessel MILLER FREEMAN is testing ARGOS and INMARSAT systems to determine any “dead spaces” north of the Aleutian Islands.

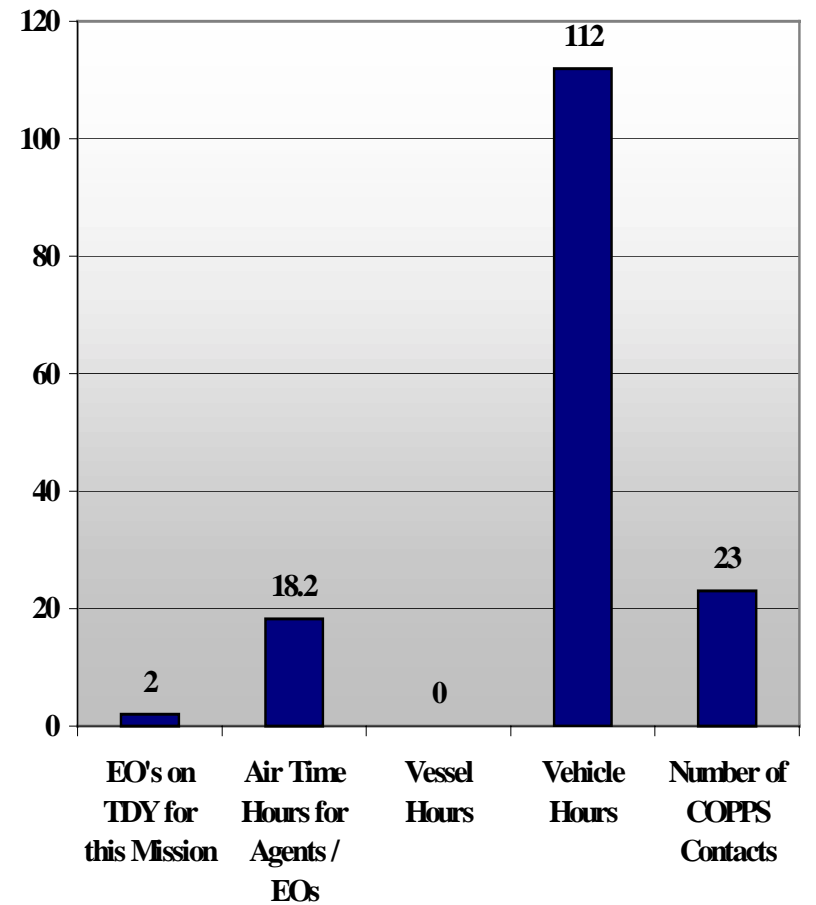
**Alaska Region Case Actions for Observer Cases  
January 01 - May 29, 2001**



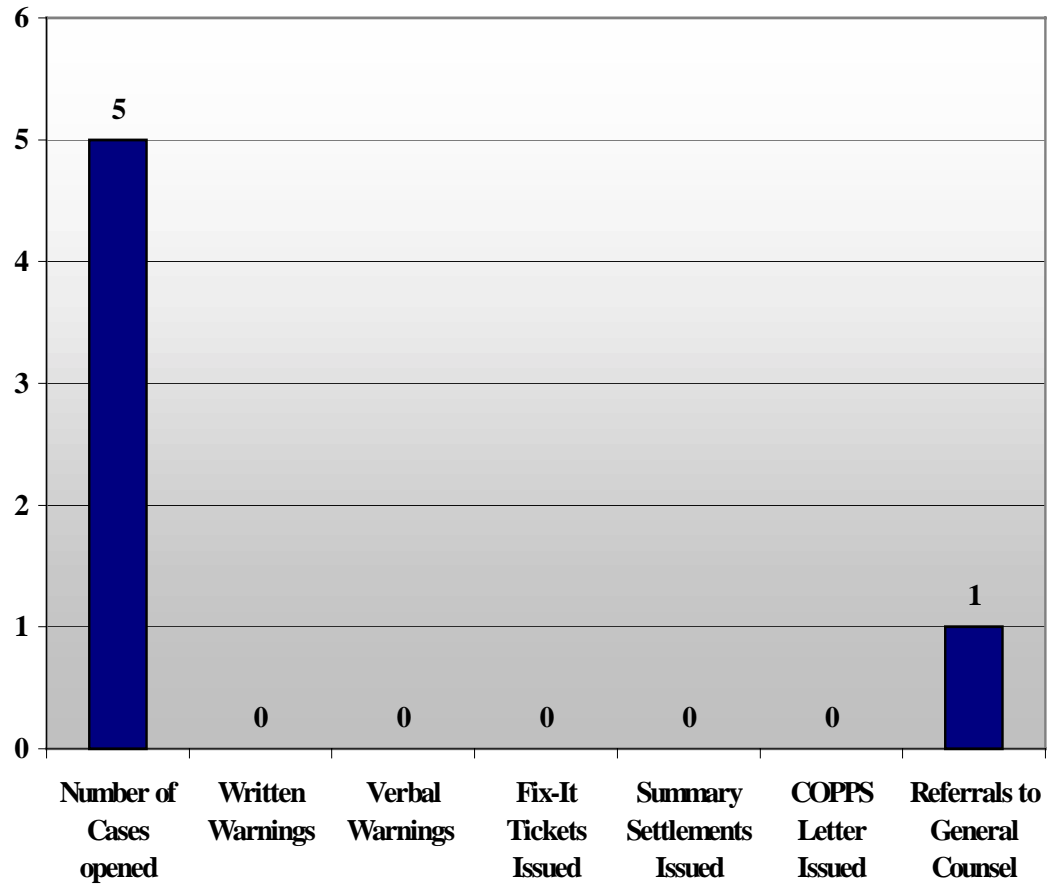
**Alaska Region Case Actions for Beluga Cases  
January 01 - May 29, 2001**



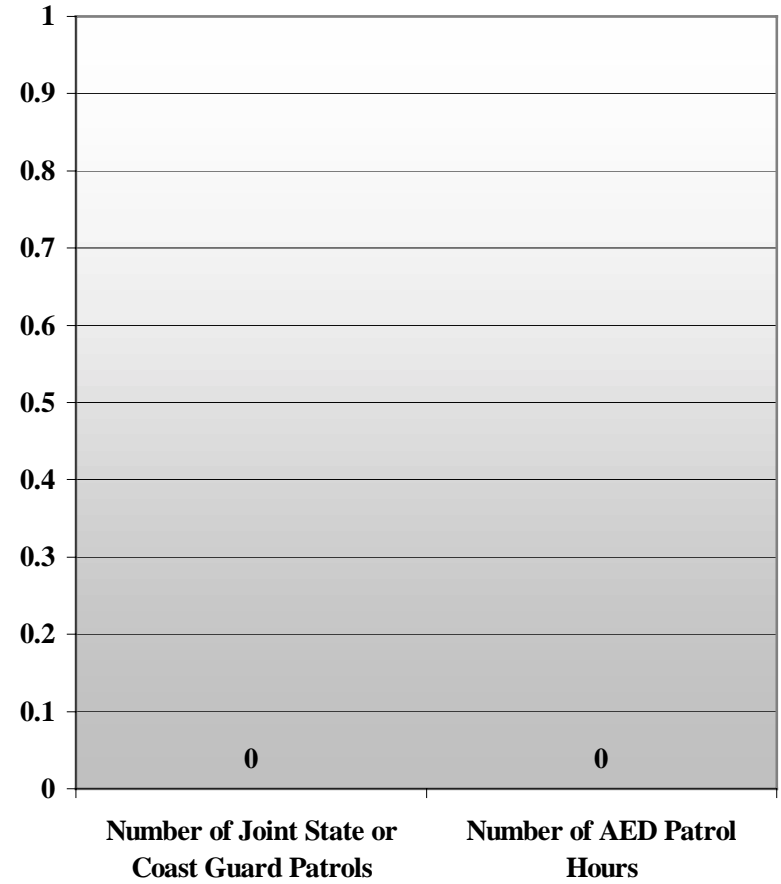
**Enforcement Effort for Beluga Patrols  
January 01 - May 29, 2001**



**Alaska Region Case Actions for Steller Sea Lion Cases  
January 01 - May 29, 2001**



**Enforcement Effort for Steller Sea Lions  
January 01 - May 29, 2001**



## Alaska Region Enforcement Effort for IFQ and Recordkeeping and Reporting

	Port									
Boardings and Inspections	Bellingham	Craig	Dutch Harbor	Homer	Juneau	Ketchikan	Kodiak	Petersburg	Seward	Whittier
<b>Number of Vessel Boardings by Port</b>	6	1	11	24	16	2	58	16	40	2
<b>Number of Boardings with Violations</b>	0	1	6	9	14	0	10	3	19	0
<b>Compliance Rate</b> <i>(excluding state violations and verbal warnings)</i>	100%	0%	45%	72%	12%	100%	83%	81%	52%	100%
<b>Number of Plant Inspections by Port</b>	1									
<b>Number of Inspections with Violations</b>	0									
<b>Compliance Rate</b>	100%									
<b>Number of COPPS Visits by Port</b>	1									

## Alaska Region Enforcement Effort with Patrol Vessels

Vessel Patrols	
<b>Number of Vessel Trips Taken</b>	14
<b>Number of Hours on the Water</b>	53
<b>Number of Boardings/Inspections</b>	2
<b>Number of Unmanned Ports Visited</b>	3
<b>Number of Violations Detected on Patrol</b>	1
<b>Compliance Rate</b>	0%